



# UNIVERSITY OF OKLAHOMA FOOTBALL

## 2005 ORANGE BOWL MEDIA GUIDE

SEVEN NATIONAL CHAMPIONSHIPS 39 CONFERENCE CHAMPIONSHIPS 23 BOWL CHAMPIONSHIPS 143 ALL-AMERICANS 55 NATIONAL AWARD WINNERS

### THE FEDEX ORANGE BOWL

- Media Information . . . . . 2
- Maps . . . . . 4
- The Game at a Glance . . . . . 6
- Season Notes . . . . . 8
- OU Offense Notes . . . . . 10
- OU Defense Notes . . . . . 12
- OU Special Teams Notes . . . . . 14
- Orange Bowl Notes . . . . . 15
- 2004 Honors . . . . . 16
- Rosters/Pronunciations . . . . . 18
- Depth Chart . . . . . 20

### OKLAHOMA COACHES/STAFF

- Bob Stoops . . . . . 22
- Brent Venables . . . . . 26
- Bobby Jack Wright . . . . . 27
- Chuck Long . . . . . 28
- Bo Pelini . . . . . 29
- Cale Gundy . . . . . 30
- Jackie Shipp . . . . . 31
- Kevin Sumlin . . . . . 32
- Kevin Wilson . . . . . 33
- Darrell Wyatt . . . . . 34
- Jerry Schmidt . . . . . 35
- Matt McMillen . . . . . 36
- Merv Johnson . . . . . 37
- Greg Tipton . . . . . 38
- Scott Anderson . . . . . 39
- Sports Medicine Staff . . . . . 40
- Graduate Assistants . . . . . 41
- Support Staff . . . . . 42

### OKLAHOMA PLAYERS

- Alexander, Allen, Ayodele . . . . . 44
- Baker, Bassey, Birdine . . . . . 45
- Bradley, Brown . . . . . 46
- Bush, J. Carter . . . . . 47
- V. Carter, Chaisson . . . . . 48
- Chambers, Chester, Choice . . . . . 49



- Clayton . . . . . 50
- Cody, Coleman, Dampeer . . . . . 51
- Dennison, DiCarlo . . . . . 52
- Dotson, Ferguson, Finely . . . . . 53
- Flynn, Ford, Freeby, Garibay . . . . . 54
- Grady, Gutierrez, Hartley, Hickson . . . . . 55
- Hulsey, Ingram, Jackson . . . . . 56
- B. Jones, K. Jones . . . . . 57
- Joseph, Latimer, McGruder . . . . . 58
- Messner, Millington, Mithcell . . . . . 59
- Moses, Nicholson, Nixon . . . . . 60
- Onyenegecha, Pendleton, Peoples . . . . . 61
- Perkins . . . . . 62
- Peterson, Pleasant . . . . . 63
- Pool, Poteat, Rankins . . . . . 64
- Rayl, Reid, Rice, Roberts . . . . . 65

- Runnels, Shelby, Sims . . . . . 66
- Stephens, Sublet, Tennial . . . . . 67
- Thibodeaux, Thompson, Townsend, Walker . . . . . 68
- White . . . . . 69
- D. Williams, J. Williams, S. Wilson . . . . . 70
- T. Wilson, Wolfe, Zaslaw . . . . . 71
- Sooner Squad Members . . . . . 72
- Individual Career Bests . . . . . 73

### THE 2004 SEASON

- Results and Team Statistics . . . . . 76
- Individual Offensive Statistics . . . . . 78
- Individual Defensive Statistics . . . . . 79
- Individual Game-by-Game . . . . . 80
- Starting Lineups . . . . . 81
- Player Participation . . . . . 82
- Superlatives . . . . . 83
- Season Highs and Lows . . . . . 84
- Game-by-Game Comparisons . . . . . 85
- OU Scoring Drives . . . . . 86
- Opponent Scoring Drives . . . . . 87
- Game Recaps . . . . . 88
- Big 12 Conference Statistics . . . . . 100

### OKLAHOMA BOWL HISTORY

- Bowl Records . . . . . 104
- Bowl Recaps . . . . . 109

### OKLAHOMA RECORDS

- Individual Records . . . . . 122
- Team Records . . . . . 124

### THE UNIVERSITY OF OKLAHOMA

- The University . . . . . 128
- University President David L. Boren . . . . . 130
- Director of Athletics Joe Castiglione . . . . . 131
- Athletics Administration . . . . . 134
- Athletics Department Staff . . . . . 137
- SoonerSports.com . . . . . 138

**On the cover:** The front cover features a look at Oklahoma's 2004 Big 12 Championship. The inside front cover shows national award winners Jason White and Jammal Brown. The inside back cover reflects on Bob Stoops' six seasons in Norman, while the back cover displays Oklahoma's All-America and All-Big 12 honorees.

**Credits:** The University of Oklahoma Orange Bowl Guide is an official publication of the Athletics Media Relations Office. It was coordinated by Chris Freet, assistant media relations director, and Jared Thompson, intern. Writers included Kenny Mossman, associate athletics director/media relations, Danielle Felter, assistant media relations director, Freet, Thompson and Debbie Copp, director of publications. Special assistance by student staff members David Bassity, Renata Hays, Jake Maddux, Matt Montgomery, Jeff Salmon and Jessica Summers. The covers were designed by Scott Matthews, director of graphic design. Photography provided by Jerry Laizure, Jackson Laizure, Lisa Hall, Jason Matheson and Freet.

Copyright 2004, University of Oklahoma Athletics Department. Any reprinting, reproduction or other use of the contents for any commercial use is strictly prohibited. The 2005 University of Oklahoma Orange Bowl Guide was produced under authorization of the OU Athletics Department, Joe Castiglione, director, by the offices of Athletics Media Relations, Kenny Mossman, director, and Athletics Publications, Debbie Copp, director. A total of 1,400 copies were printed by OU's University Press, and distributed at no cost to the taxpayers of the state of Oklahoma. The University of Oklahoma is an equal opportunity employer.



# MEDIA INFORMATION

## OU ARRIVAL

Oklahoma's travel party arrives in Miami at noon on Dec. 27 and will proceed to the hotel. A brief interview session will take place upon arrival at the hotel (Approximately 1 p.m.).

## OU MEDIA RELATIONS REPS

During the week leading up to the game, Oklahoma Athletics Media Relations will be represented by Kenny Mossman, associate athletics director/media relations; Danielle Felter, assistant media relations director and Chris Freet, assistant media relations director.

## OU TEAM HEADQUARTERS

Sheraton Bal Harbor  
9701 Collins Avenue  
Miami, FL 33514  
305.868.2454  
305.868.2553 (fax)  
*After initial arrival, there is no media availability at the hotel.*

## MEDIA HEADQUARTERS

Fort Lauderdale Marina Marriott  
1881 SE 17th Street  
Fort Lauderdale, FL 33316  
954.463.4000  
800.228.9290  
954.427.6705 (fax)

## MEDIA HEADQUARTERS

The media headquarters is located in the Atlantic Ballroom at the Fort Lauderdale Marina Marriott. All team and bowl materials will be available in the headquarters as well as daily practice reports, schedule updates, notes and quotes.

**Headquarters:** Atlantic Ballroom I & II  
**Staff Office:** Atlantic Ballroom III  
**Credential Pick-up:** Atlantic Ballroom IV  
**Main Stage Media Conf.:** Grand Ballroom E  
**Individual Player Conf.:** Grand Ballroom D  
**Media Workroom:** Palm Room  
**Refreshments:** Poinciana Room  
**Working Media Lounge:** Palmetto Room  
**Hospitality:** Pool-side Deluxe Suite  
*Media Room hours ...*

Dec. 28-Jan. 3	9 a.m.-7 p.m.
Jan. 4	9 a.m.-1 p.m.
Jan. 5	9 a.m.-12 p.m.

## ORANGE BOWL CONTACT

Joe Hornstein is the FedEx Orange Bowl Media Relations manager. He may be reached at 305.341.4718 or at jhornstein@orangebowl.org.

## CREDENTIALS

All working media credential requests for the FedEx Orange Bowl 2005 Championship must be made on-line at [www.orangebowl.org](http://www.orangebowl.org). When logging onto the official website of the Orange Bowl Committee, look for the credential link on the front page. After completing the necessary information, please note that all 2005 FedEx Orange Bowl credentials will now include a head shot of its bearer. A photo attachment option is available during the on-line process. The credential deadline for local/statewide media is 7 p.m., EST, on Wednesday, Dec. 8, 2004. The credential for team market and out-of-town media is 7 p.m., EST, on Wednesday, Dec. 22, 2004. All credentials will be picked up at the Atlantic Ballroom (media hotel). On game day, credentials will be available at the Media Will-Call Window (Gate G of Pro Player Stadium) beginning at 3 p.m. Photo ID will be required for all pick-ups. **Credentials are required for all media events associated with the game.**

*Credential Pickup times ...*

Dec. 28	11 a.m.-6 p.m.
Dec. 29-Jan. 4	9 a.m.-6 p.m.
Jan. 4 (at media hotel)	9 a.m.-1 p.m.
Jan. 4 (at stadium)	3 p.m.-start of 2nd Qtr.

## INTERVIEWS

Except for specified media opportunities (media day and head coach, offense and defense media conferences), all interviews with OU personnel will take place after practice sessions. No pre-practice interviews will be conducted. During closed practices after which interviews will be granted, media should gather with the OU Athletics Media Relations staff just outside the practice venue. Once practice is complete, media will be escorted to the field exit point to meet with team personnel.

## MEDIA CONFERENCES

There are three media conferences scheduled for the Fort Lauderdale Marina Marriott. The dates and times are below along with the names of participants (**names subject to change**) ...

**Dec. 30, 9-9:45 a.m.:** Head coach Bob Stoops.  
**Dec. 31, 11-11:45 a.m.:** Co-Defensive Coordinators Brent Venables and Bo Pelini, DE Dan Cody, DE Jonathan Jackson, DT Lynn McGruder, LB Lance Mitchell, SS Donte Nicholson and CB Antonio Perkins.  
**Jan. 1, 10-10:45 a.m.:** Offensive Coordinator Chuck Long and Run Game and Co-Offensive Coordinator Kevin Wilson, OT Jammal Brown, C Vince Carter, WR Mark Clayton, RB Adrian Peterson, FB J.D. Runnels and QB Jason White.  
**Jan. 3, 8:30-9 a.m.:** Head coach Bob Stoops.

## OU ATHLETICS MEDIA RELATIONS



Kenny Mossman\*  
Associate Athletics Director  
kmossman@ou.edu  
Office: 405.325.8231



Mike Houck  
Associate Media Relations Dir.  
mhouck@ou.edu  
Office: 405.325.8227



Debbie Long  
Associate Media Relations Dir.  
dslong@ou.edu  
Office: 405.325.8413



Danielle Felter\*  
Assistant Media Relations Dir.  
dfelter@ou.edu  
Office: 405.325.8372



Chris Freet\*  
Assistant Media Relations Dir.  
cfreet@ou.edu  
Office: 405.325.3671



Debra Bishop  
Administrative Assistant  
dkbishop@ou.edu  
Office: 405.325.8231



Craig Moran  
Media Relations Intern  
cmoran@ou.edu  
Office: 405.325.6449



Jason Matheson  
Director of Internet Services  
jmatheson@ou.edu  
Office: 405.325.4274

\* - Bowl week representatives

# MEDIA INFORMATION

## MEDIA DAY

Media Day will be held on Sunday, Jan. 2, on the field at Pro Player Stadium. Oklahoma will appear from 11:30 a.m.-1 p.m. USC is on from 9:30-11 a.m. There will be a lunch for the media in the press box from 11 a.m.-noon.

## JAN. 5 MEDIA CONFERENCE

The winning team will hold a media conference at the media hotel on the day after the game. The tentative time for that event is 8:30 a.m., with the head coach and game MVP.

## OU PRACTICES

Oklahoma will practice at Barry University. During designated photo sessions (first 15 minutes of selected practices), media should remain in out-of-bounds areas with the OU Athletics Media Relations staff, and be well back from the action. For post-practice interviews, media should gather with the OU Athletics Media Relations staff just outside the practice venue. Once practice is complete, media will be escorted to the field exit point to meet with team personnel.

## OTHER OPPORTUNITIES

Team activities that allow camera opportunities (no interviews) are as follows ...

**Dec. 27, noon:** Team arrival Miami International Airport (contact Orange Bowl staff for details).

**Dec. 28, 7 p.m.:** Team comedy outing, Parrot Jungle Island, Miami Beach.

**Dec. 30, 2 p.m.:** Oklahoma Beach Party, Miami Beach.

## POST-GAME

The losing team will go first. The head coach will be in the Miami Dolphins Locker Room (main) and the players will be in the Florida Marlins Locker Room. The winning head coach and MVP will be in the Miami Dolphins Locker Room (main) and players will be in the Miami Dolphins Locker Room (breakout).

## SHUTTLES

Shuttles will deliver media to and from practices and the game. The shuttles will depart and return to the media hotel. Check in the media headquarters for more information.

## TV REGULATIONS

- 1) Only one camera will be allowed per station. No tripods permitted.
- 2) There will be no live broadcasts or transmissions from inside the stadium beginning 30 minutes prior to kickoff until ABC's broadcast is off the air.
- 3) Microwave transmissions are not permitted within the stadium.
- 4) No feeds to other networks or stations are allowed. All feeds will be sent by ABC.
- 5) Any highlights of game action must be credited, "Courtesy of ABC Sports."
- 6) There will be a fine of \$10,000 for any violations to this policy.

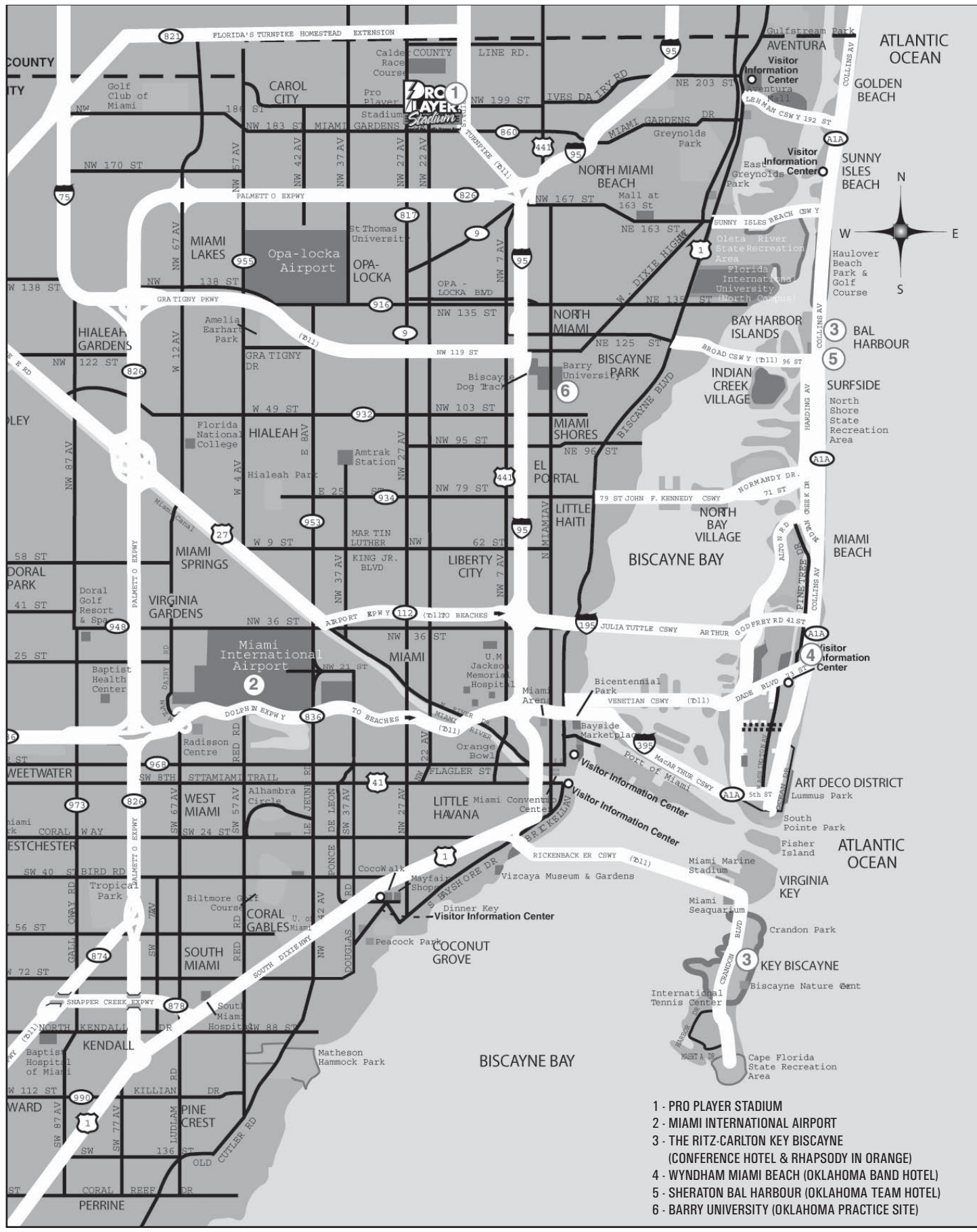
OKLAHOMA PRACTICE SCHEDULE/MEDIA AVAILABILITY				
Date/Time	Activity	Location	Status	Interviews
Monday Dec. 27				
1-1:30 p.m.	Arrival Interviews	Sheraton Bal Harbor	Open	Entire staff/team available
4:15-5:30 p.m.	Practice	Barry University	Closed	Entire staff/team available after practice
Tuesday, Dec. 28				
11:30 a.m.-1:45 p.m.	Practice	Barry University	Closed*	Entire staff/team available after practice
Wednesday, Dec. 29				
11:30 a.m.-1:45 p.m.	Practice	Barry University	Closed*	Entire staff/team available after practice
Thursday, Dec. 30				
9-9:45 a.m.	Media Conference	Ft. Lauderdale Marina Marriott	Open	Head Coach Bob Stoops
12-1:45 p.m.	Practice	Barry University	Closed*	Assistant coaches/team available after practice
Friday, Dec. 31				
11-11:45 a.m.	Media Conference	Ft. Lauderdale Marina Marriott	Open	Oklahoma Defense (coordinators and selected players)
2-4:15 p.m.	Practice	Barry University	Closed*	Personnel not involved in the morning media conference available after practice
Saturday, Jan. 1				
10-10:45 a.m.	Media Conference	Ft. Lauderdale Marina Marriott	Open	Oklahoma Offense (coordinators and selected players)
1-3:15 p.m.	Practice	Barry University	Closed	Coaching staff only (excluding offensive coordinators) after practice
Sunday, Jan. 2				
12-1 p.m.	Media Day	Pro Player Stadium	Open	Entire team available
1:30-3:30 p.m.	Practice	Barry University	Closed	No availability
Monday, Jan. 3				
8:15-9:15 a.m.	Media Conference	Ft. Lauderdale Marina Marriott	Open	Head Coach Bob Stoops
5:30 p.m.	Practice	Pro Player Stadium	Closed	No availability

\* Indicates first 15 minutes open for cameras. (Times and availability subject to change.)



# MAPS

## NOTEWORTHY MEDIA SITES

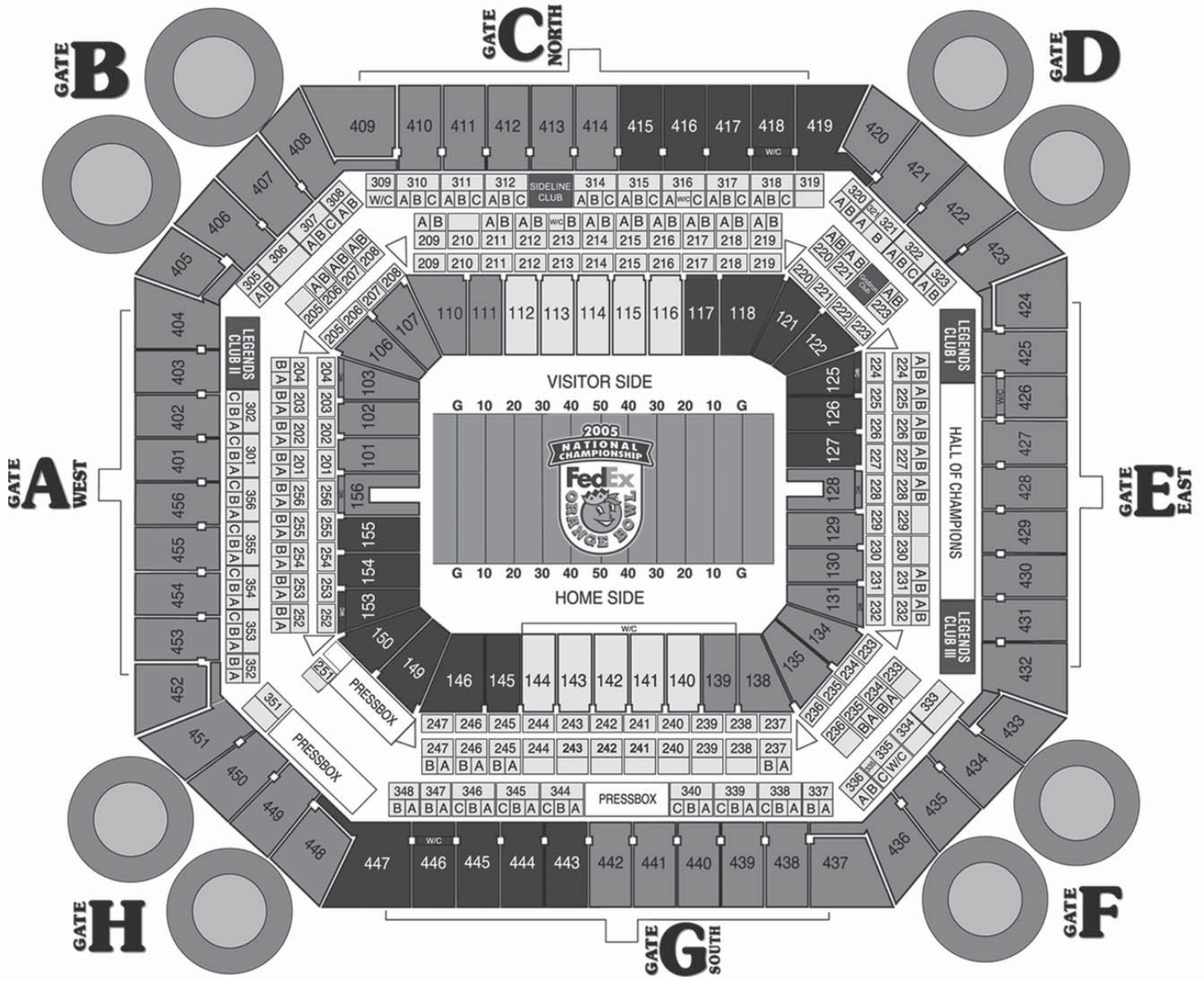


- 1 - PRO PLAYER STADIUM
- 2 - MIAMI INTERNATIONAL AIRPORT
- 3 - THE RITZ-CARLTON KEY BISCAINE  
(CONFERENCE HOTEL & RHAPSODY IN ORANGE)
- 4 - WYNDHAM MIAMI BEACH (OKLAHOMA BAND HOTEL)
- 5 - SHERATON BAL HARBOUR (OKLAHOMA TEAM HOTEL)
- 6 - BARRY UNIVERSITY (OKLAHOMA PRACTICE SITE)



# MAPS

## PRO PLAYER STADIUM



SEVEN NATIONAL CHAMPIONSHIPS 39 CONFERENCE CHAMPIONSHIPS 23 BOWL CHAMPIONSHIPS 143 ALL-AMERICANS 55 NATIONAL AWARD WINNERS



# THE GAME AT A GLANCE

## OKLAHOMA QUICK FACTS

Location: Norman, Okla.  
 Founded: 1890  
 Nickname: Sooners  
 Colors: Crimson (PMS 201) and Cream  
 Conference: Big 12  
 Enrollment: 31,400  
 Stadium: Gaylord Family - Oklahoma Memorial Stadium (Natural Grass/82,112)  
 President: David L. Boren  
 Director of Athletics: Joe Castiglione  
 Associate Athletics Director/Media Relations: Kenny Mossman  
 Office Phone: 405.325-8231, Cell: 405.249.5891  
 Website: www.SoonerSports.com



## FOOTBALL INFORMATION

Offensive Formation: Multiple  
 Defensive Formation: Multiple  
 Overall Record: 12-0  
 Conference Record (finish): 8-0 (first, Big 12 South Division)

## COACHING STAFF

Name (alma mater, year)	Title
Bob Stoops (Iowa '83)	Head Coach
Brent Venables (Kansas State '92)	Associate Head Coach/ Co-Defensive Coordinator/LB
Chuck Long (Iowa '85)	Offensive Coordinator/QB
Bo Pelini (Ohio State '90)	Co-Defensive Coordinator/DB
Bobby Jack Wright (SW Texas State '73)	Assistant Head Coach/ Recruiting Coordinator/ Special Teams Coordinator/DE
Kevin Wilson (North Carolina '84)	Co-Offensive Coordinator/OL
Cale Gundy (Oklahoma '94)	Running Backs
Jackie Shipp (Langston '92)	Defensive Line
Kevin Sumlin (Purdue '86)	Tight Ends
Darrell Wyatt (Kansas State '89)	Receivers

## FOOTBALL INFORMATION

Date	Opponent (Opp. pre-bowl record)	W/L	Score	Att.	TV
Sept. 4	Bowling Green (8-3)	W	40-24	84,319	ABC
Sept. 11	Houston (3-8)	W	63-13	84,280	TBS
Sept. 18	Oregon (5-6)	W	31-7	84,574	ABC
Oct. 2	Texas Tech (7-4)	W	27-13	84,580	FSN
Oct. 9	No. 5 Texas <sup>^</sup> (10-1)	W	12-0	79,587	ABC
Oct. 16	at Kansas State (4-7)	W	31-21	52,310	ABC
Oct. 23	Kansas (4-7)	W	41-10	84,520	FSN
Oct. 30	at No. 20 Oklahoma State (7-4)	W	38-35	48,837	ABC
Nov. 6	at No. 22 Texas A&M (7-4)	W	42-35	81,125	ABC
Nov. 13	Nebraska (5-6)	W	30-3	84,916	FSN
Nov. 20	at Baylor (3-8)	W	35-0	32,182	FSN
Dec. 4	Colorado* (7-5)	W	42-3	62,130	ABC

<sup>^</sup> SBC Red River Shootout at Dallas

\* Dr Pepper Big 12 Championship game at Kansas City

## STATISTICAL LEADERS

Rushing	Att.	Yds.	Avg.	TD	Avg./G	Long
Adrian Peterson	314	1,843	5.9	15	153.6	80

Passing	Comp.	Att.	Int.	Pct.	Yds.	TD	Eff.
Jason White	231	354	6	65.3	2,961	33	162.80

Receiving	Rec.	Yds.	Avg.	TD	Long	Avg./G
Mark Clayton	62	855	13.8	8	61	71.2

Tackles	UT	AT	TT	TFL	Int.	S	PD	FF	FR
Brodney Pool	59	26	85	4-4	2-42	-	9	-	1-0

## SOUTHERN CALIFORNIA QUICK FACTS

Location: Los Angeles, Calif.  
 Founded: 1880  
 Nickname: Trojans  
 Colors: Cardinal and Gold  
 Conference: Pacific-10  
 Enrollment: 31,000  
 Stadium: Los Angeles Memorial Coliseum (92,000)  
 President: Dr. Stephen Sample  
 Director of Athletics: Mike Garrett  
 Sports Information Director: Tim Tesselone  
 Office Phone: 213.740.8480, Cell: 213.725.3572  
 Website: www.usctrojans.com



## FOOTBALL INFORMATION

Offensive Formation: Multiple  
 Defensive Formation: 4-3  
 Overall Record: 12-0  
 Conference Record (finish): 8-0 (first, Pacific-10 Conference)

## COACHING STAFF

Name (alma mater, year)	Title
Pete Carroll (Pacific '73)	Head Coach
Greg Burns (Washington State '95)	Secondary
Brennan Carroll (Pittsburgh '01)	Tight Ends
Norm Chow (Utah '68)	Offensive Coordinator
Tim Davis (Utah '82)	Offensive Line
Lane Kiffin (Fresno State '88)	Wide Receivers/ Passing Game Coordinator
Todd McNair (Temple)	Running Backs
Ed Orgeron (Northwestern State '84)	Assistant Head Coach/ Defensive Line/ Recruiting Coordinator
Rocky Seto (USC '99)	Linebackers
Carl Smith (Cal Poly San Luis Obispo '72)	Quarterbacks

## FOOTBALL INFORMATION

Date	Opponent (Opp. pre-bowl record)	W/L	Score	Att.	TV
Aug. 28	Virginia Tech* (10-2)	W	24-13	91,665	ESPN
Sept. 11	Colorado State (4-7)	W	49-0	85,521	ABC
Sept. 18	at Brigham Young (5-6)	W	42-10	63,467	ESPN
Sept. 25	at Stanford (4-7)	W	31-28	55,750	TBS
Oct. 9	No. 7 California (10-1)	W	23-17	90,008	ABC
Oct. 16	No. 15 Arizona State (8-3)	W	45-7	90,211	ABC
Oct. 23	Washington (1-10)	W	38-0	72,855	FSN
Oct. 30	at Washington State (5-6)	W	42-12	35,117	ABC
Nov. 6	at Oregon State (6-5)	W	28-20	36,412	FSN
Nov. 13	Arizona (3-8)	W	49-9	80,167	FSN
Nov. 20	Notre Dame (6-5)	W	41-10	92,611	ABC
Nov. 27	at UCLA (6-5)	W	29-24	88,442	ABC

\*Black Coaches Association Football Classic

## STATISTICAL LEADERS

Rushing	Att.	Yds.	Avg.	TD	Avg./G	Long
LenDale White	188	985	5.2	13	82.1	54

Passing	Comp.	Att.	Int.	Pct.	Yds.	TD	Eff.
Matt Leinart	251	377	6	66.6	2,990	28	154.53

Receiving	Rec.	Yds.	Avg.	TD	Long	Avg./G
Dwaune Jarrett	50	734	14.7	12	57	61.2

Tackles	UT	AT	TT	TFL	Int.	S	PD	FF	FR
Lofa Tatupu	50	42	92	13-40	3-28	5.5-25	8	2	2-12

# THE GAME AT A GLANCE

SEVEN NATIONAL CHAMPIONSHIPS 39 CONFERENCE CHAMPIONSHIPS 23 BOWL CHAMPIONSHIPS 143 ALL-AMERICANS 55 NATIONAL AWARD WINNERS

## GAME BASICS

### Teams:

- Oklahoma Sooners (12-0)
  - No. 2 BCS
  - No. 2 Associated Press
  - No. 2 ESPN/USA Today Coaches Poll
- Southern California Trojans (12-0)
  - No. 1 BCS
  - No. 1 Associated Press
  - No. 1 ESPN/USA Today Coaches Poll

**Date:** Tuesday, January 4, 2005

**Time:** 8:07 p.m., EST, 7:07 p.m., CST

**Location:** Miami, Fla.

**Venue:** Pro Player Stadium (75,000)

**Tickets:** The game is sold out

### Television: ABC

- Brad Nessler (play-by-play)
- Bob Griese (analyst)
- Lynn Swann (sideline reporter)
- Todd Harris (sideline reporter)

### Oklahoma Radio: Sooner Sports Network

- Bob Barry, Sr., (play-by-play)
- Merv Johnson (analyst)
- Mark Rodgers (sideline reporter)

### National Radio: ESPN

- Ron Franklin (play-by-play)
- Mike Gottfried (analyst)
- Erin Andrews (sideline reporter)

## OB FYI

Each school was allotted 16,000 tickets and Oklahoma's ticket office received 21,000 requests ...Oklahoma will occupy the south bench and warm up on the east side ... The Sooners will wear their white jerseys ... The Pride of Oklahoma Marching Band will sit in section 101 ... The gates of the stadium will open at 6 p.m., EST ... The duration of halftime is set for 23 minutes ... Jessica Simpson, this year's Orange Bowl halftime entertainment, sang the National Anthem at OU's bowl game last season, the Nokia Sugar Bowl ... Oklahoma is in a bowl game for the sixth straight year, is in a January bowl game for a fifth straight year and is in a BCS contest for the third year in a row and the third time in the last four seasons.

## OU ESSENTIALS

Oklahoma has seven national championships (1950, 1955, 1956, 1974, 1975, 1985, 2000) ... The Sooners own 39 conference crowns, 38 bowl appearances (including this one) and 23 bowl victories ... OU ranks No. 8 in all-time victories with 747, but No. 1 since WWII with 505 and No. 1 in victories since 2000 (55) ... OU's all-time winning percentage of .726 ranks No. 3 nationally, but its percentage since 2000 is No. 1 (.906) ... OU has produced 143 All-Americans over 110 seasons along with 52 national award winners, of which four received the Heisman Trophy ... No school has produced more Butkus Award (four), Thorpe Award (three) or Nagurski Award (2) winners, and only three schools have more Heismans.

Team Category	OU	NCAA Rank	Big 12 Rank	USC	NCAA Rank	Pac 10 Rank
Scoring	36.1	9	1	34.9	14	2
Scoring Defense	13.7	5	1	10.8	1	1
Scoring Margin	22.4	na	na	24.1	na	na
Scoring By Quarter	80-158-121-74	na	na	123-154-108-69	na	na
Opponent Scoring By Quarter	35-51-34-44	na	na	30-16-37-57	na	na
Total Offense	469.6	8	2	426.5	26	2
Total Defense	280.2	8	1	259.5	2	1
First Downs	24.3	na	na	21.9	na	na
Opponent First Downs	15.3	na	na	13.8	na	na
Rushing Attempts	525	na	na	465	na	na
Rushing Offense	215.1	16	3	176.1	34	3
Rushing Defense	86.4	5	1	75.3	2	1
Rushing Touchdowns	22	na	na	25	na	na
Opponent Rushing Touchdowns	8	na	na	5	na	na
Yards Per Rush	4.9	na	na	4.5	na	na
Opponent Yards Per Rush	2.8	na	na	2.6	na	na
Completions-Attempts-Interceptions	244-370-6	na	na	264-395-7	na	na
Opponent Completions-Attempts-Interceptions	205-375-8	na	na	222-421-19	na	na
Passing Yards	254.5	25	3	266.7	16	3
Opponent Passing Yards	193.8	26	4	196.3	31	3
Pass Efficiency	162.3	7	1	155.5	9	2
Pass Efficiency Defense	111.3	7	1	99.3	7	2
Completion Percentage	65.9%	na	na	66.8%	na	na
Opponent Completion Percentage	54.7%	na	na	52.7	na	na
Touchdown Passes	34	na	na	29	na	na
Opponent Touchdown Passes	10	na	na	11	na	na
Kickoff Returns	18.8	81	8	24.1	10	2
Opponent Kickoff Returns	15.7	na	na	21.4	na	na
Punt Returns	9.2	61	6	13.8	16	2
Opponent Punt Returns	4.2	na	na	9.5	na	na
Interception Returns	8-15.0	na	na	19-17.2	na	na
Opponent Interception Returns	6-20.2	na	na	7-10.7	na	na
Fumbles-Fumbles Lost	17-7	na	na	25-12	na	na
Opponent Fumbles-Fumbles Lost	17-14	na	na	30-14	na	na
Turnover Margin	+0.75	15	4	+1.17	9	1
Penalties-Yards	82-703	na	na	64-512	na	na
Opponent Penalties-Yards	74-577	na	na	74-524	na	na
Punts-Average	49-40.9	na	na	47-42.4	na	na
Opponent Punts-Average	80-41.5	na	na	81-43.4	na	na
Net Punting	39.1	10	3	38.1	20	2
Opponent Net Punting	37.6	na	na	38.4	na	na
Time of Possession	33:02	na	na	32:17	na	na
Opponent Time of Possession	26:58	na	na	27:43	na	na
Third Down Conversions	100-183/54.6%	na	na	73-168/43.5%	na	na
Opponent Third Down Conversions	60-168/35.7%	na	na	46-173/26.6%	na	na
Fourth Down Conversions	12-16/75.0%	na	na	9-19/47.4%	na	na
Opponent Fourth Down Conversions	6-15/40.0%	na	na	10-18/55.6%	na	na
Sacks By-Yards	38-249	na	na	48-324	na	na
Opponents Sacks By-Yards	7-53	na	na	24-167	na	na
Field Goals	8-16	na	na	14-23	na	na
Opponent Field Goals	6-9	na	na	9-15	na	na
PAT Attempts	55-58	na	na	57-57	na	na
Opponent PAT Attempts	20-21	na	na	15-16	na	na



# SEASON NOTES

## ABOUT THE SOONERS

- ▶ This team is the 39th conference champion in Oklahoma history and the third in Bob Stoops' six years. Stoops' Sooners own four Big 12 South Division crowns.
- ▶ Oklahoma played a schedule that included six teams that spent time in the top 25 (Bowling Green, Texas Tech, Texas, Kansas State, Texas A&M and Oklahoma State). The Sooners played just two of those teams -- BG and Tech -- at home. The combined record of Oklahoma's opponents was 70-63, best among the top three BCS teams.
- ▶ This team became the fourth in school history to win at least 12 games and all have come under the current head coach. To put that in perspective, OU won a total of 12 games *combined* over the three years prior to Stoops' arrival. A victory in this game would tie the 2000 team for most wins and best winning percentage at 13-0.
- ▶ This was the 11th OU team since 1938 to finish the regular season unbeaten and untied. Over the entire 110-year history of the program, there have been 19 that were undefeated during the regular season, 17 that were unbeaten and untied.
- ▶ OU completed conference play without a loss for the 27th time in its history.
- ▶ OU finished 6-0 at home to mark the 31st time that a Sooner team finished its home season unblemished.
- ▶ Oklahoma had a total of five first-team All-Americans among the teams recognized by the NCAA. The Sooners had a Heisman finalist for the third time in Bob Stoops' six seasons in Norman.
- ▶ The 2004 Sooner schedule included six teams that qualified for bowl play, including fellow BCS participant Texas. Nine of this year's OU foes played in bowl games last season.
- ▶ OU went unbeaten against non-league opponents for the fifth time in Stoops' six seasons. The Sooners are 21-1 (18 in a row) in regular season, non-league games during that stretch. Including post-season play, Oklahoma is 24-3 overall and 17-0 at home against non-league foes under Stoops.
- ▶ Oklahoma went wire-to-wire at No. 2 in the Associated Press and ESPN/USA Today Coaches poll. The Sooners have been ranked among the top 10 every week but once since Oct. 6, 2000.
- ▶ This team broke or tied nine school records.

BOWLS BY CONFERENCE		BCS BY CONFERENCE	
Big 12	7	Big 12	2 (Oklahoma, Texas)
ACC	6	Atlantic Coast	1 (Virginia Tech)
Big 10	6	Big East	1 (Pittsburgh)
Southeastern	6	Big 10	1 (Michigan)
Big East	5	Mountain West	1 (Utah)
Mid-American	5	Pacific-10	1 (USC)
Pacific-10	5	Southeastern	1 (Auburn)
Western Athletic	4		
Mountain West	3		
Independents	2		
Sun Belt	2		

## HEAD COACH BOB STOOPS

- ▶ Stoops is 67-11 overall, 3-2 in bowls, 3-1 in January bowls, 2-1 in BCS games, 1-0 in the Orange Bowl, 44-8 vs. the Big 12, 25-5 vs. the Big 12 South, 19-3 vs. the Big 12 North, 3-1 in the Big 12 title game, 24-3 vs. non-conference foes, 36-1 at home, 20-6 on the road, 11-4 on neutral fields, 21-4 vs. ranked opponents, 3-0 vs. the Pac-10 and 0-0 vs. USC.
- ▶ His winning percentage of .859 is the best among all Oklahoma coaches.
- ▶ Under Stoops, OU won the 2000 national championship, and the Sooners have won both bowls that followed a victory in the Big 12 title game (2000 Orange and 2002 Rose).
- ▶ Stoops' teams have spent 22 weeks at No. 1 and 66 weeks in the polls.
- ▶ Stoops has authored two of the seven longest winning streaks in OU history -- a 20-game streak from 2000-01 and a 14-game streak from 2002-03.
- ▶ Under Stoops, OU has set or tied 70 school records, not including bowl bests or records specific to a position (e.g., receptions by a running back).
- ▶ All six of Stoops' teams have played in bowls. Prior to his arrival, OU had gone four straight seasons without a bowl appearance. This is his fourth BCS game in the last five years. Before he came to Norman, Oklahoma's last appearance in what is now a BCS game was the 1988 Orange Bowl.
- ▶ His teams have led by double digits in 67 of 78 games.
- ▶ OU has 44 of its 52 Big 12 victories under Stoops and just seven of its 23 losses.
- ▶ Four times in his six seasons, an OU player has finished among the top seven in the Heisman voting -- Jason White No. 1 in 2003, Roy Williams No. 7 in 2001 and Josh Heupel No. 2 in 2000.
- ▶ Stoops has produced two AP Players of the Year (Josh Heupel, Jason White), three O'Brien Award winners (Heupel, White-twice), two Nagurski Award winners (Roy Williams, Derrick Strait), two Thorpe Award winners (Williams, Strait), two Butkus Award winners (Rocky Calmus, Teddy Lehman), one Bednarik Award winner (Lehman), one Outland Trophy winner (Jammal Brown) and one Tatupu Award winner (J.T. Thatcher). OU has had a Butkus finalist in four of the last five years and a Lombardi finalist in three of the last four.

## TOP 10 IN VICTORIES (SINCE WWII)

OKLAHOMA	504
Nebraska	474
Alabama	474
Penn State	473
Texas	467
Michigan	463
Tennessee	460
Ohio State	459
Notre Dame	448
USC	441

## TOP 10 IN WINNING PERCENTAGE (ALL-TIME)

1. Michigan	842-273 (.7552)
2. Notre Dame	802-263 (.7531)
3. OKLAHOMA	749-283 (.7258)
4. Alabama	764-298 (.7194)
5. Ohio State	763-298 (.7191)
6. Texas	786-312 (.7158)
7. Nebraska	793-317 (.7144)
8. Tennessee	745-305 (.7095)
9. USC	718-297 (.7074)
10. Penn State	761-338 (.6924)

## STOOPS VS. RANKED TEAMS (21-4)

- 1999 • No. 23 Texas 38, OU 28 (n)
  - 1999 • OU 51, No. 10 Texas A&M 6
  - 2000 • No. 11 OU 63, No. 10 Texas 14 (n)
  - 2000 • No. 8 OU 41, @ No. 2 Kansas St. 31
  - 2000 • No. 3 OU 31, No. 1 Nebraska 14
  - 2000 • No. 1 OU 35, @ No. 23 Texas A&M 31
  - 2000 • No. 1 OU 27, No. 8 Kansas St. 24 (n)
  - 2000 • No. 1 OU 13, No. 3 Florida State 2 (n)
  - 2001 • No. 3 OU 38, No. 9 Kansas State 37
  - 2001 • No. 3 OU 14, No. 5 Texas 3
  - 2001 • @ No. 3 Nebraska 20, No. 2 OU 10
  - 2002 • No. 2 OU 35, No. 3 Texas 24 (n)
  - 2002 • @ No. 2 OU 49, No. 9 Iowa St. 3
  - 2002 • @ No. 2 OU 27, No. 13 Colorado 11
  - 2002 • @ No. 4 OU 60, No. 23 Texas Tech 15
  - 2002 • @ No. 8 OU 29, No. 12 Colorado 7 (n)
  - 2002 • No. 8 OU 34, No. 7 Wash. St. 14 (n)
  - 2003 • No. 1 OU 65, No. 11 Texas 13 (n)
  - 2003 • @ No. 1 OU 34, No. 24 Missouri 13
  - 2003 • @ No. 1 OU 52, No. 14 Oklahoma State 9
  - 2003 • No. 14 Kansas State 35, No. 1 OU 7 (n)
  - 2003 • No. 2 LSU 21, OU 14 (n)
  - 2004 • No. 2 Oklahoma 12, No. 5 Texas 0 (n)
  - 2004 • No. 2 OU 38, @ No. 20 Oklahoma St. 35
  - 2004 • No. 2 OU 42, @ No. 22 Texas A&M 35
- n-neutral field



# SEASON NOTES

SEVEN NATIONAL CHAMPIONSHIPS 39 CONFERENCE CHAMPIONSHIPS 23 BOWL CHAMPIONSHIPS 143 ALL-AMERICANS 55 NATIONAL AWARD WINNERS

## 2004 BIG 12 STANDINGS

South Division	Conf.	Overall
Oklahoma	8-0	12-0
Texas	7-1	10-1
Texas Tech	5-3	7-4
Texas A&M	5-3	7-4
Oklahoma State	4-4	7-4
Baylor	1-7	3-8

North Division	Conf.	Overall
Colorado	4-4	7-5
Iowa State	4-4	6-5
Missouri	3-5	5-6
Nebraska	3-5	5-6
Kansas	2-6	4-7
Kansas State	2-6	4-7

## OU IN THE POLLS

Oklahoma in the AP poll under Bob Stoops ...

<b>• 2004</b>		
Sept. 4-Jan. 4 (15 weeks)		No. 2
<b>• 2003</b>		
Jan. 4		No. 3
Preseason-Dec. 6 (15 weeks)		No. 1
<b>• 2002</b>		
Jan. 5		No. 5
Dec. 7		No. 8
Nov. 30		No. 4
Nov. 23		No. 4
Nov. 16		No. 4
Nov. 9		No. 1
Nov. 2		No. 2
Oct. 19		No. 2
Oct. 12		No. 2
Oct. 5		No. 3
Sept. 28		No. 2
Sept. 14		No. 2
Sept. 7		No. 2
Aug. 30		No. 1
<b>• 2001</b>		
Jan. 4		No. 6
Jan. 1		No. 10
Dec. 1		No. 11
Nov. 24		No. 4
Nov. 3-Nov. 17		No. 3
Oct. 20-27		No. 2
Aug. 25-Oct. 13		No. 3
<b>• 2000</b>		
Nov. 4-Jan. 3		No. 1
Oct. 28		No. 3
Oct. 14		No. 8
Oct. 7		No. 10
Sept. 30		No. 14
Sept. 23		No. 17
Sept. 9		No. 20

## AWARDS SUMMARY

National awards won by OU players this season ...

**Maxwell Award (Player of the Year):** Jason White

**Davey O'Brien Award (QB):** Jason White

**Johnny Unitas Golden Arm (Sr. QB):** Jason White

**Outland Trophy (interior line):** Jammal Brown

## HEISMAN RECAP

Adrian Peterson finished second in the voting and Jason White was third. Peterson became the highest-finishing freshman in the history of the award. It marked the fifth time that two Sooners finished among the top 10, but was the first time that two finished that high. In 1956, Tommy McDonald was No. 3 and Jerry Tubbs was No. 4.

► This marked the fourth time in Bob Stoops' six seasons that a Sooner finished among the top seven in the Heisman voting, and it was the third time in his tenure that an OU player was invited to New York as a finalist. There has been one winner (White), two runners-up (Josh Heupel and Peterson), a third-place finisher (White in '04) and a seventh-place finisher (Roy Williams in '01).

## CROWDED HOUSE

With the expansion of Gaylord Family - Oklahoma Memorial Stadium, Oklahoma drew the largest six home crowds in its history this season and led the Big 12 in attendance at 84,532. The largest gathering was 84,916 for the Nebraska game. The population of the state of Oklahoma, which also includes two other I-A programs, is roughly 3.5 million.

## GOOD USE OF PREP TIME

When Oklahoma plays in the FedEx Orange Bowl, it will have been one month to the day since the Sooners' most recent game, the Dec. 4 Dr Pepper Big 12 Championship game. OU has had more than the standard six days of preparation for 21 previous games during the Stoops era and is 18-3 in those contests ...

Date	Opponent	W/L
9/11/99	Indiana State (opener)	W, 51-0
10/23/99	Texas A&M (bye week)	W, 51-6
12/31/99	Mississippi (Independence Bowl)	L, 27-25
9/2/00	Texas-El Paso (opener)	W, 55-14
9/23/00	Rice (bye week)	W, 42-14
10/28/00	Nebraska (bye week)	W, 31-14
1/3/01	Florida State (Orange Bowl)	W, 13-2
8/25/01	North Carolina (opener)	W, 41-27
9/29/01	Kansas State (bye week)	W, 38-37
1/1/02	Arkansas (Cotton Bowl)	W, 10-3
8/30/01	Tulsa (opener)	W, 37-0
9/28/02	South Florida (bye week)	W, 31-14
11/2/02	Colorado (bye week)	W, 27-11
1/1/02	Washington St. (Rose Bowl)	W, 34-14
8/30/03	North Texas (opener)	W, 37-3
10/4/03	Iowa State (bye week)	W, 53-7
12/6/03	Kansas State (bye week)	L, 35-7
1/3/04	LSU (bye week)	L, 21-14
9/4/04	Bowling Green (opener)	W, 40-24
10/2/04	Texas Tech (bye week)	W, 28-13
12/4/04	Colorado (bye week)	W, 42-3

## SOONERS IN THE NCAA STATS

A look at Sooner players rank who rank among the top 25 in NCAA statistical categories ...

Pass Efficiency No. 6 Jason White, 162.9

All-Purpose No. 15 Adrian Peterson, 154.1

Rushing No. 8 Adrian Peterson, 153.6

## SIMILARITIES WITH 2000

A look at how this season and OU's most recent national title run are similar ...

► The national championship game was in the FedEx Orange Bowl and the Big 12 title game were in Kansas City, just as they are this year.

► The 2000 team played the Heisman Trophy winner, Chris Weinke, in the national championship game. An OU player finished runner-up for the award that season (Josh Heupel) and the OU quarterback was among the finalists (also Heupel).

► The 2000 and the 2004 teams played the exact same Big 12 opponents during the regular season.

► Like the 2000 team, which had lost offensive coordinator Mike Leach to Texas Tech, this club is rebounding from losing one of its coordinators to a head coaching job. Mike Stoops left prior to last year's bowl game to become the head coach at Arizona. Both coaches hired to replace the departed coach had ties to Youngstown, Ohio. Mark Mangino, a Youngstown State graduate, took over the offense after Leach left, and Bo Pelini, a Youngstown native, joined the staff in Stoops' absence.

► The 2000 team was coming off a bowl loss to an SEC team in Louisiana (lost to Ole Miss in the Independence Bowl at Shreveport). Ditto for this team (lost to LSU in the Sugar Bowl at New Orleans).

## A SOONER WIN WOULD ...

► Give Oklahoma its eighth national championship.

► Mark the second time that an OU national championship season included a win over a Pac-10 opponent and the second time that Oregon had been one of the victims enroute to a Sooner national crown.

► Allow this team to tie the school record for victories in a season at 13 (matching the 2000 team).

► Run Oklahoma's bowl record to 24-13-1 and 20-10 in January bowls.

► Take Bob Stoops' bowl mark at OU to 4-2.

► Move Stoops into third at OU in terms of bowl victories. He's currently tied for third with Chuck Fairbanks at three. Barry Switzer had eight and Bud Wilkinson six.

► Run OU's record over the last four seasons to a sparkling 61-6.

► Run OU's all-time record in night games to 52-16-2, including a 24-2 mark under Stoops.

# OU OFFENSE NOTES

## ABOUT THE SOONER OFFENSE

*The Sooner offense under Stoops ...*


- ▶ Under Stoops, OU has produced its career leader in passing and receiving, while also turning out the fourth-leading rusher in school history.
- ▶ OU has scored at least one TD in 80 consecutive games dating back to Nov. 7, 1998.
- ▶ Under Stoops, OU has rushed for 200 yards 23 times, including 18 over the last four years.
- ▶ Under Stoops, Oklahoma has 85 touchdowns of 25 yards or longer and 196 scoring drives that lasted less than two minutes.

## WHITE HOT

- ▶ Jason White, who last year fell just four yards shy of OU's single season passing yardage record, has claimed the career mark with 7,456 yards. White's 2,961 yards this season rank No. 4 at OU. Heupel's single season mark of 3,850 yards is safe.
- ▶ White had a string of 198 consecutive passes attempted without an interception before it was snapped in the Big 12 title game.
- ▶ White has at least three touchdown passes in eight of the 12 games this season.
- ▶ His 33 TD passes this season rank No. 2 for a season at OU behind his own mark of 40 in 2003 and tied with Josh Heupel's 33 in 1999.
- ▶ White shattered the OU career TD passes record with 79. The old mark of 53 was held by Heupel. White owns 10 of the 16 games in school history in which a QB had four or more TD passes.
- ▶ Heupel is OU's career leader in completions (654) and attempts (1,025). White ranks No. 2 in both with 600 and 954, respectively.
- ▶ White is 27-3 as an Oklahoma starter. Those 27 victories rank No. 3 on the OU career list. Steve Davis (1973-75) leads with 32 and Jamelle Holieway (1985-88) is second at 30. White is No. 6 among OU's starting quarterbacks with a career winning percentage of .900. One of White's losses was the 2001 Nebraska game. He started that contest, but left early with a knee injury. He is trying to become only the fifth quarterback to take OU through a entire season undefeated. The others are Josh Heupel (2000), Steve Davis (1974), Jimmy Harris (1955, 1956) and Darrell Royal (1949).
- ▶ White has completed 29 passes that covered at least 40 yards over his career. The previous best by a Sooner quarterback was 19 by Josh Heupel.
- ▶ White has at least 15, 20+-yard throws on first, second and third down during this time span.
- ▶ During the last two years, 11 different OU receivers have receptions of 20+ yards from White.
- ▶ Comparing various stats from this season and White's Heisman year of 2003 ...

*Touchdowns Per Pass Attempt*

2004: One every 10.7 attempts



QUARTERBACK JASON WHITE

2003: One every 11.3 attempts

*Interceptions Per Pass Attempt*

2004: One every 59.0 attempts

2003: One every 45.1 attempts

*Completion Percentage*

2004: 65.3%

2003: 61.6%

*Pass Efficiency Rating*

2004: 162.9

2003: 158.1

▶ Jason White's long throws over the last two seasons ...

Comp. 20-29 yds. (TD) -- 35 (9)

Comp. 30-39 yds. (TD) -- 14 (3)

Comp. 40-49 yds. (TD) -- 11 (6)

Comp. 50-59 yds. (TD) -- 4 (2)

Comp. 60-60 yds. (TD) -- 4 (3)

Comp. 70+ yds. (TD) -- 2 (2)

## A.D. 2004

Adrian Peterson picked up the nickname A.D., from his father for his ability to go "all day" ...

▶ One of college football's most durable backs with a nation-leading 314 rushing attempts, an NCAA freshman record.

▶ He rushed for 100 yards in every game until the streak was snapped in game 10 when he did not start and played sparingly in a win over Nebraska due to injury suffered in the previous game.

Bounced back to get No. 10 at Baylor.

▶ Peterson ranks No. 6 nationally in rushing yards

## OU OFFENSIVE CHART CLIMBERS

### Passing Yards • Career

1. Josh Heupel (1999-00)	7,456
2. JASON WHITE (1999-)	7,424
3. Cale Gundy (1990-93)	6,686

### Total Offense • Career

1. Josh Heupel (1999-00)	7,522
2. Cale Gundy (1990-93)	6,923
3. JASON WHITE (1999-)	6,387

### Touchdown Passes • Career

1. JASON WHITE (1999-)	76
2. Josh Heupel (1999-00)	53

### Rushing Yards • Season

1. Billy Sims (1978)	1,896
2. ADRIAN PETERSON (2004)	1,843

### 100-Yard Games • Season

1. Quentin Griffin (2002)	12
2. ADRIAN PETERSON (2004)	11
2. Billy Sims (1978)	11

### Receptions • Career

1. MARK CLAYTON (2001-)	209
-------------------------	-----

### Receiving Yards • Career

1. MARK CLAYTON (2001-)	3,114
-------------------------	-------

### 100-Yard Receiving Games • Career

1. MARK CLAYTON (2001-)	14
-------------------------	----

### Touchdown Receptions • Career

1. MARK CLAYTON (2001-)	29
-------------------------	----

## BIG PLAYS

Plays of 20 or more yards from scrimmage ...

	OU	Opp.
Bowling Green	3 (1 ru., 2 rec.)	2 (2 rec.)
Houston	8 (4 ru., 4 rec.)	4 (1 ru., 3 rec.)
Oregon	7 (2 ru., 5 rec.)	2 (1 ru., 1 rec.)
Texas Tech	3 (2 ru., 1 rec.)	3 (3 rec.)
Texas	2 (2 ru.)	3 (2 ru., 1 rec.)
Kansas State	2 (2 rec.)	4 (4 rec.)
Kansas	6 (1 ru., 5 rec.)	1 (rec.)
Oklahoma St.	5 (3 rec., 2 ru.)	5 (1 ru., 4 rec.)
Texas A&M	5 (5 rec.)	8 (2 ru., 6 rec.)
Nebraska	9 (8 rec., 1 ru.)	4 (1 rec., 3 ru.)
Baylor	5 (1 rec., 4 ru.)	1 (1 rec.)
Colorado	7 (3 ru., 4 rec.)	0

## RED ZONE

	OU	Opp.
Bowling Green	5-6 (4 TD, 1 FG)	2-2 (2 TD)
Houston	6-6 (6 TD)	2-2 (2 TD)
Oregon	3-4 (2 TD, 1 FG)	0-2
Texas Tech	4-6 (4 TD)	3-4 (1 TD, 2 FG)
Texas	3-5 (1 TD, 2 FG)	0-1
Kansas State	5-5 (4 TD, 1 FG)	1-2 (1 TD)
Kansas	2-4 (2 TD)	0-1
Oklahoma State	2-2 (1 TD, 1 FG)	3-3 (3 TD)
Texas A&M	3-3 (3 TD)	3-3 (3 TD)
Nebraska	4-6 (3 TD, 1 FG)	0-1
Baylor	5-5 (5 TD)	0-1
Colorado	3-4 (3 TD)	1-1 (FG)

# OU OFFENSE NOTES

(153.6). His net total of 1,843 is second in the nation by just two yards to Cal's J.J. Arrington.

- ▶ He averaged 191.3 yards against the three ranked opponents OU faced.
- ▶ He broke the NCAA record for most consecutive 100-yard rushing games by a freshman with nine. The previous mark of eight was set in 1968 by New Mexico State's Ron "Po" James.
- ▶ He tied the NCAA freshman record for reaching 1,000 yards in the fewest games (seven) with Emmitt Smith (Florida, 1987) and Marshall Faulk (San Diego State, 1991).
- ▶ At 11 100-yard games, he broke the NCAA record for most 100-yard games by a freshman set by Wisconsin's Anthony Davis in 2001 with 10. Another Badger, Ron Dayne, has the record for rushing yards by a freshman with 1,863 (just 20 yards ahead of Peterson) in 1996.
- ▶ Peterson set an OU freshman rushing record. The previous mark was 1,184 by De'Mond Parker in 1996. The only other Sooner freshmen to crack 1,000 yards were Marcus Dupree (1,144 in 1982) and Spencer Tillman (1,047 in 1983). The only other true frosh over 1,000 was Dupree.
- ▶ Greg Pruitt reached 1,000 yards quicker than any other OU player when he got there in game six of 1971. Aside from Peterson, the only other player to reach the figure in seven games was Steve Owens, who did it in both 1968 and 1969. He won the Heisman in '69. Joe Washington (1974) and Billy Sims (1978) made it in eight games.
- ▶ Peterson ranks No. 2 on OU's single season rushing chart. He trails No. 1 Billy Sims (1978) by 53 yards. Peterson is No. 3 in rushing attempts (314) for a season at Oklahoma.
- ▶ With 11 100-yard rushing games, he ranks No. 7 on OU's career list for 100-yard games (No. 2 for a season -- one behind Quentin Griffin's mark of 12).
- ▶ No Sooner had ever gained 100 yards in even his first four games. Peterson did it in his first nine.
- ▶ In 2002, Kejuan Jones set a school record for TDs by a freshman with 14. Peterson has 15.
- ▶ Peterson became just the second OU freshman to rush for 100 yards in his debut, and the first RB to do so. True freshman QB Kerry Jackson went for 109 yards on 10 carries against Utah State in 1972. Peterson is the fourth frosh running back to play under Stoops.

## ON THE MARK

Mark Clayton used the Oregon game to establish his eighth school record. He moved to 173 career receptions to eclipse the previous mark of 169 held by Quentin Griffin (Clayton is now at 195). At Texas A&M, he recorded both his 200th career reception and 3,000th career receiving yard. Clayton was the only 2003 Biletnikoff finalist returning in '04 ...

- ▶ Has a string of 26 consecutive games with at

least one reception.

- ▶ Clayton has nine career multi-touchdown reception games.
- ▶ He averages one TD every 7.2 receptions.
- ▶ This season, 369 of his 855 receiving yards have come after the catch.
- ▶ The OU leader with 15 100-yard receiving games, he obliterated the previous mark of four by Eddie Hinton (1966-68).
- ▶ Thirty of Clayton's 62 receptions this season have resulted in first downs for the Sooners.
- ▶ Clayton, in his first career game as OU's full-time punt returner, ran 50 yards for a touchdown at Oklahoma State. The play came on just his fourth career punt return attempt.

## MARK II

Mark Clayton gets a lot of the receiving attention, but another Mark, Mark Bradley, is getting plenty of notice too ...

- ▶ All seven of his TD receptions have come over the last six games as have 339 of his 425 yards.
- ▶ The holder for placements, he also covers punts and kicks and has four special teams tackles.
- ▶ Bradley scored a touchdown on his first career rushing attempt (51-yard reverse) in the win over Houston this season. Earlier in his career, he scored a TD on his first career KOR (100 yards at Iowa State, 2003) and on his first career passing attempt (17 yards to Mark Clayton vs. Oklahoma State, 2003). Bradley did not score a TD on his first career reception, but did on his fifth (39 yards at Iowa State, 2003). The senior is the son of former Sooner QB Danny Bradley, who lettered at from 1981-84.
- ▶ Bradley is 2-of-2 passing in his career. Both throws went to Mark Clayton. They totaled 47 yards and resulted in one touchdown.
- ▶ Over his career, Bradley has one touchdown every 3.9 times he touches the ball (46 touches and 11 TDs, not including holds for placements). Others who have a high scoring ratio are Brandon Jones with 77 touches and 14 TD (5.5), Travis Wilson at 5.7 (12 TDs in 68 touches) and Mark Clayton at 7.8 (227 touches and 29 scores).

## THE RECEIVING CORPS

- ▶ Seventeen different Sooners have a reception this season and nine have at least one TD grab.
- ▶ Nine Sooners have a reception of at least 20 yards and four average at least 20 yards per game.
- ▶ Four players -- Mark Bradley, Mark Clayton, Kejuan Jones and Travis Wilson -- have led OU in receiving yards this season.
- ▶ Clayton tops OU with 62 receptions, but had the outright lead in catches in just six games.
- ▶ Will Peoples crossed over the 1,000-yard mark for career receiving yards in the game against

Kansas. He now has 1,048. Earlier this season, Brandon Jones hit 1,000-yards. Jones now has 1,170 yards. There have been 19, 1,000-yard receivers at OU, eight on Bob Stoops' watch.

- ▶ With Clayton, Jones and Peoples, OU now has three 1,000-yard receivers on this team. In 2002, the Sooners had four 1,000-yard receivers on the same team (WR Antwone Savage, WR Curtis Fagan, TE Trent Smith and RB Quentin Griffin). This, however, does represent the first time that OU has had three 1,000-yard pass catchers that all line up at receiver positions. A fourth, Travis Wilson, is trying to join the group. He's currently at 931.

## LAUDING THE LINE

It has been a banner offensive year with a 1,000-yard rusher and just seven sacks surrendered ...

- ▶ RT Jammal Brown won the Outland Trophy and C Vince Carter was a Walter Camp All-American and a finalist for the Rimington Award.
- ▶ Brown leads the team in knockdowns with 130 and has not allowed a sack or hurry all season.
- ▶ Carter tops the line in plays with 748. He has just three missed assignments, a team low that is tied with guard Davin Joseph.
- ▶ Carter carries the top season grade on OU's stringent scale at 83%. Joseph is next at 82% followed by Brown at 81%.

## THAT'S TIGHT

Oklahoma's tight ends have four touchdown receptions this season, three over the last four games ... by three different players. James Moses and Joe Jon Finley both caught a scoring pass at Texas A&M, then Willie Roberts tacked on another against Nebraska. For the year, OU's tight ends have 28 receptions for 227 yards.

## BOOMING BALANCE

Oklahoma had 214 rushing yards and 213 passing yards against Oregon. That's fairly typical of the season. OU has 3,054 (54%) passing yards and 2,581 (46%) rushing yards. Those figures are somewhat mindful of the 2002 season when the Sooners finished the 14-game slate with 2,828 passing yards and 2,668 rushing yards.

- ▶ Oklahoma averages 44 rushes and 31 passes per game.

# OU DEFENSE NOTES

## THE DEFENSE IN BRIEF

- ▶ Oklahoma has forced at least one turnover in 70 of the last 78 games (Stoops' tenure) and has at least one interception in 51 of the last 66 contests. OU has had multiple interceptions in 17 of the last 38 games.
- ▶ Opponents have had a 50% completion rate just 36 times in the last 78 tilts.
- ▶ Foes have scored less than 14 points in 47 of Stoops' 78 games.
- ▶ Under Stoops, the Sooners have eight shutouts. Opponents failed to score more than seven points in 25 of the 78 games.
- ▶ The NCAA charts five major defensive categories -- scoring defense, total defense, rushing defense, passing defense and pass efficiency defense. OU has been in the top 25 in all five for four consecutive years.

## NO BLING, NO PROBLEM

- OU lost the Bednarik (LB Teddy Lehman), Butkus (Lehman), Lombardi (DT Tommie Harris), Nagurski (CB Derrick Strait) and Thorpe (Strait) award winners from last year, but is performing well ...
- ▶ Oklahoma has allowed just one touchdown over its last 14 quarters of play, and none in the last three games. The Sooners surrendered just six total points *combined* over their last three games.
  - ▶ Texas Tech, which sandwiched 70-point outings before and after its trip to Norman, and was averaging 38.0 ppg., when it ventured to Owen Field, managed just 13 tallies against OU and did not get its lone TD until the 4:50 mark of the fourth quarter. The Red Raiders did manage 369 passing yards, but that was 67.5 yards under their average.
  - ▶ Texas had scored in an NCAA-best 281 consecutive games until being blanked by Oklahoma, 12-0. UT came into its game with Oklahoma as

- the No. 6 scoring team in the nation at 41.5 points per game. Longhorn RB Cedric Benson was the nation's leading rusher at 186.5 yards per game, but got just 92 against the Sooners.
- ▶ Kansas State's Darren Sproles had just 34 yards on 13 rushing tries and the Wildcats mustered just one net rushing yard as a team.
- ▶ Against Kansas, the Sooners permitted just 72 rushing yards, while getting three takeaways, including a 28-yard fumble return for a TD by Lance Mitchell.
- ▶ OU ended the seven-game 100-yard rushing streak of OSU's Vernand Morency, who was limited to 93, and held the Cowboys to 8-of-20 passing.
- ▶ Seventeen of OU's 20 takeaways came over the last seven games, all of which were against Big 12 foes. Texas A&M had just four turnovers through its first eight games, then had three against the Sooners.
- ▶ Nebraska kicked a 39-yard field goal to avoid its first shutout in 112 games as OU won, 30-3.
- ▶ Oklahoma logged seven sacks against Baylor, which was surrendering just 2.5 per game, and handed the Bears their only shutout of the season, 35-0. Only twice during the game did BU move into Sooner territory, once in each half, but never deeper than the 44 in the second frame.

## POINTS OFF TURNOVERS

	OU	Opp.
Bowling Green	3	14
Houston	7	0
Oregon	0	0
Texas Tech	0	0
Texas	0	0
Kansas State	7	7
Kansas	20	0
Oklahoma State	0	14
Texas A&M	14	0
Nebraska	7	0
Baylor	7	0
Colorado	7	3
<i>Total</i>	72	38

## SOONER DEFENSIVE TOUCHDOWNS

(STOOPS' ERA ONLY)

### 2004

- Lance Mitchell 28-yard fumble return vs. Kansas

### 2003

- Eric Bassey 34-yard interception vs. UCLA
- Jonathan Jackson 21-yard interception vs. Texas
- Derrick Strait 17-yard fumble return vs. Texas A&M

### 2002

- Eric Bassey 45-yard fumble return vs. Alabama
- Antonio Perkins 50-yard interception vs. UTEP
- Micheal Hawkins 45-yard interception vs. UTEP
- Derrick Strait 75-yard interception vs. Baylor

### 2001

- Rocky Calmus 14-yard fumble return vs. North Carolina
- Derrick Strait 47-yard interception vs. North Carolina
- Cory Heinecke 69-yard fumble return vs. Air Force
- Roy Williams 18-yard fumble return vs. Kansas State
- Teddy Lehman 2-yard interception vs. Texas

### 2000

- Roy Williams 35-yard interception vs. UTEP
- Rocky Calmus 41-yard interception vs. Texas
- Derrick Strait 32-yard interception vs. Nebraska
- Torrance Marshall 41-yard interception vs. Texas A&M
- J.T. Thatcher 85-yard interception vs. Texas Tech

### 1999

- Mike Woods 43-yard interception vs. Oklahoma State

## ONLY ONE FOE REACHED POINTS, YARDAGE AVERAGE

*Points and total offense averaged by this year's opponents contrasted with their totals against OU...*

Opponent	Pts. Avg.	Vs. OU	Difference	Total O	vs. OU	Difference
Bowling Green	43.9	24	-19.9	496.4	269	-227.4
Houston	20.9	13	-7.9	389.7	282	-107.7
Oregon	25.6	7	-18.6	397.0	321	-76.0
Texas Tech	35.8	13	-22.8	486.7	425	-61.7
Texas	35.9	0	-35.9	472.4	240	-232.4
Kansas State	29.6	21	-8.6	363.7	247	-116.7
Kansas	23.8	10	-13.8	314.5	256	-58.5
Oklahoma State	36.5	35	-1.5	403.8	357	-46.8
Texas A&M	32.1	35	+2.9	454.5	489	+34.5
Nebraska	25.5	3	-22.5	362.2	274	-88.2
Baylor	20.4	0	-20.4	311.8	156	-155.8
Colorado	24.4	3	-21.4	352.8	44	-308.8



# OU DEFENSE NOTES

SEVEN NATIONAL CHAMPIONSHIPS 39 CONFERENCE CHAMPIONSHIPS 23 BOWL CHAMPIONSHIPS 143 ALL-AMERICANS 55 NATIONAL AWARD WINNERS

## OU DEFENSIVE CHART CLIMBERS

**Sacks • Career**

2. DAN CODY (2000-)	24
8. JONATHAN JACKSON (2001-)	18

**Sacks by a Defensive Lineman • Career**

2. DAN CODY (2000-)	24
8. JONATHAN JACKSON (2001-)	18

**Tackles for Loss by a Defensive Back • Career**

4. DONTE NICHOLSON (2003-)	13
----------------------------	----

**OU DEFENSIVE RATINGS**

Stat	Big 12	NCAA
Rushing Defense	No. 1	No. 5
Pass Eff. Defense	No. 4	No. 30
Total Defense	No. 1	No. 9
Pass Defense	No. 4	No. 26
Scoring Defense	No. 1	No. 9

**SETTLING THE SCORE**  
 Before Bob Stoops arrived in Norman, opposing teams spent six straight years averaging at least 20 points. That trend has been "settled" in Stoops' six seasons in Norman ...

**Opponent Scoring Post-Stoops**

2004	13.7
2003	15.3
2003	15.4
2001	13.0
2000	14.9
1999	19.1

**Opponent Scoring Pre-Stoops**

1998	20.8
1997	31.6
1997	31.6
1996	35.6
1995	25.0
1994	22.4

**MAKING A POINT**  
 Oklahoma opponents average just 13.7 points per game, but even with that glossy average, the reflection on the OU defense is brighter than it appears ...

- ▶ Five of the opponents' 21 touchdowns were not scored against the defense.
- ▶ During a two-game stretch in which the Sooners gave up 35 points (at ranked Oklahoma State and Texas A&M), 21 points came against OU special teams (two faked punts and one fumbled punt attempt), while seven more were set up by a special teams mistake.
- ▶ Another 20 points were scored against the defense after an offensive or special teams miscue handed over possession deep in OU territory.

Evidence of that is the fact that four opposing scoring drives covered less than 30 yards.

**GREEN GO-GETTERS**  
 Of OU's top 20 tacklers, three have not started a game this season, seven had not started at OU prior to this season and eight have three or fewer starts this season.

**FUMBLE FINDERS**  
 Oklahoma has recovered 14 of the opponents' 17 fumbles this season. Of the 14 fumbles recovered by the Sooners, 13 were also charged with being forced which would seem to indicate that OU is making its own breaks.

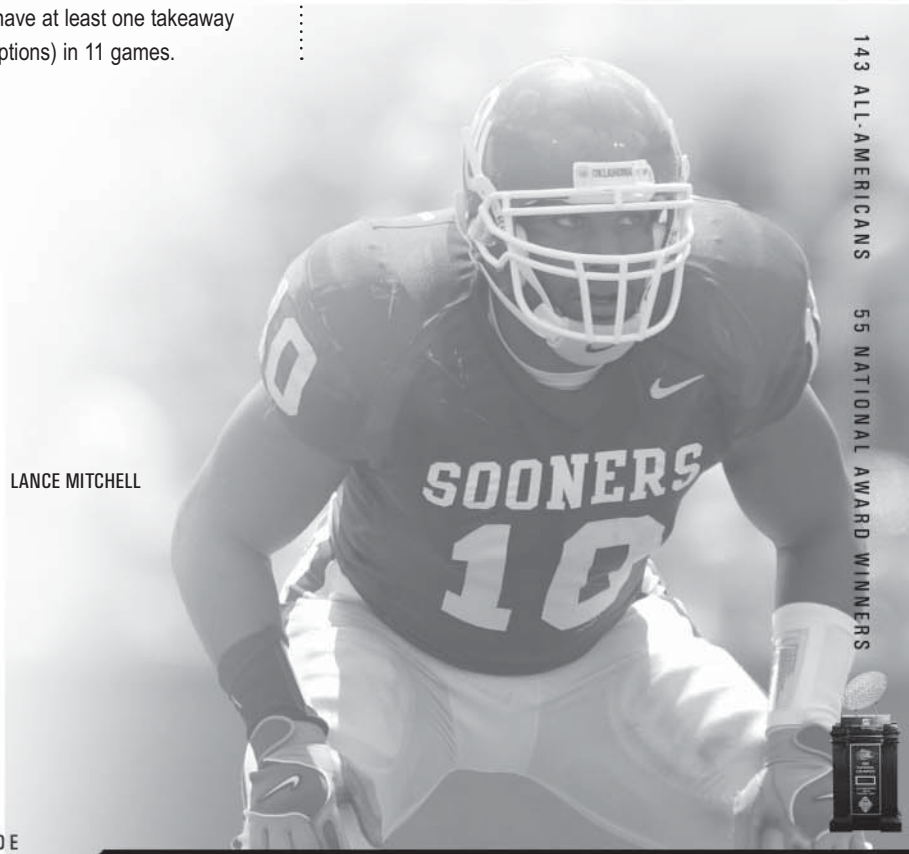
- ▶ The Sooners have a fumble takeaway in nine of 12 games, and have at least one takeaway (fumbles or interceptions) in 11 games.

**PAPER OR PLASTIC?**  
 Oklahoma has 38 sacks this season, the seventh-best total in school history. The record was set last season at 45.

- ▶ With seven sacks at Baylor, the Sooner equalled the second-highest total of the Stoops era. It's interesting to note that the best total under the current staff came in bowl play -- nine vs. Arkansas in the 2002 SBC Cotton Bowl. Another of the top four totals, six against Washington State, took place in the 2003 Rose Bowl.
- ▶ OU has the top-three sackers in the Big 12 in Dan Cody (9), Jonathan Jackson (8) and Larry Birdine (7). Birdine has yet to start a game this season.

**DEFENSIVE BOWL FEAT**  
 Oklahoma has allowed an average of just 10.0 points over its last four bowl games -- a 13-2 win over Florida State in the 2001 Orange Bowl, a 10-3 triumph over Arkansas in the 2002 Cotton Bowl, a 34-14 victory over Washington State in the 2003 Rose Bowl and a 21-14 loss to LSU in the 2004 Sugar Bowl. Of those five touchdowns, one came on a kickoff return and another on an interception return.

LANCE MITCHELL



# OU SPECIAL TEAMS NOTES

## SPECIAL TEAMS STUFF

A look at special teams notes from Bob Stoops' era as OU's head coach ...

► There have been 22 special teams TDs, including 15 in the last 41 regular season games. Those 14 came via five different kinds of plays -- nine punt returns, two faked field goals, a blocked punt, a kickoff return and a faked punt. The special teams also own one safety.

► OU has returned five kickoffs and 13 punts for touchdowns.

► The Sooners have blocked 18 kicks.

## MANY HAPPY RETURNS

OU special teams under Bob Stoops ...

► **Kickoff Returns** -- There have been 30 returns of 25 yards or more with five TDs.

► **Punt Returns** -- There have been 37 returns of 15 or more yards with 13 TDs.

► **Interceptions** -- There have been 48 returns of 10 or more yards with 11 TDs.

► **Fumbles** -- Three returns of 15 or more yards with three touchdowns.

## GOT IT COVERED

► Oklahoma leads the Big 12 in kickoff coverage allowing just 15.7 yards per return.

► In the Big 12 title game, Colorado returned six Sooner kicks, but passed the 20 only once (22). The average CU field position after an OU kickoff was its own 17.

► Oklahoma is similarly stingy when it comes to punt returns. Sooner opponents brought back 21 punts this year for an average of 4.2 yards per return. The longest covered just 18 yards (Houston).

► OU's net punting figure of 39.1 is tied for the fifth-best mark in school history.

## PERKED UP

Antonio Perkins tied the NCAA record for punt returns for TDs when he registered No. 8 against Houston. Perkins already is the NCAA record holder for punt returns for touchdowns in a game (3 vs. UCLA in 2003) and season (4 in 2003), and he set the punt return yardage record (277 vs. UCLA in 2003). The Lawton, Okla., native shares the career mark with former Texas Tech player Wes Welker. Perkins also tied the NCAA record for combined kicks (kickoffs and punts) returned for touchdowns even though all of his are of the punt variety.

► Perkins was injured in the Texas game, then missed four contests until returning to start at cornerback vs. Nebraska. He returned to his punt return chores against Baylor.



PUNT RETURN SPECIALIST ANTONIO PERKINS

## THIS FERGIE IS PHAT

Blake Ferguson has a 41.9-yard punting average, but those figures fail to tell the story ...

► Twenty-three of his 49 punts have been downed inside the 20.

► All but 17 traveled 40+ yards, and of those, 13 were caught or downed inside the 20.

► He has 11 boots that covered at least 50 yards including one of 54, four of 55 and three of 58.

► Only 21 of his 44 punts have been returned, and those 13 averaged just 4.2 yards.

► Improved his average every year at OU -- 38.9 in 2002, 41.2 in 2003, 41.9 in 2004.

## TWO-FOOTED MONSTER

After removing the redshirt from Garrett Hartley in the final regular season game (at Baylor), Oklahoma now employs two kickers.

In the Big 12 title game, Hartley handled all of the placements and the first-half kickoffs before Trey DiCarlo came on to take care of the second half kickoffs.

► Hartley has no field goal attempts, but has made all 10 of his PAT attempts. Two of his six kickoffs went for touchbacks.

► Hartley is one of three freshman starters (Adrian Peterson, Carl Pendleton) and one of two true frosh in the starting lineup (Peterson).

► DiCarlo, who made 35-of-44 field goals over his first two seasons, is 8-of-16 this season. He boomed 39 of 71 kickoffs for touchbacks this season and has 86 over the last two seasons after logging only nine as a freshman.

## SPECIAL PLAYS

Here are special teams touchdowns and other big special teams plays during the Stoops' era ...

### 2004

• Mark Clayton 50-yard PR vs. Oklahoma State (TD)

• Antonio Perkins 51-yard PR vs. Houston (TD)

### 2003

• Trey DiCarlo recovered his own onside kick in the second quarter at Colorado.

• Antonio Perkins 69-yard PR vs. Missouri (TD)

• Mark Bradley 100-yard kickoff return vs. Iowa State (TD)

• Antonio Perkins three PR for TD (74, 84, 65) vs. UCLA

• Faked PAT vs. Fresno State, with Matt McCoy rushing, (2 pt.)

• Blake Ferguson 22-yard pass to Michael Thompson vs. Alabama, 2003 (first down, eventual TD)

### 2002

• Antonio Perkins 51-yard PR vs. Washington State (TD)

• Will Peoples recovered blocked punt vs. Texas Tech (TD)

• Terrance Simms recovered blocked punt vs. Iowa State (TD)

• Chris Chester 14-yard pass from holder Matt McCoy vs. Missouri on a faked field goal (TD)

• Antonio Perkins 82-yard PR vs. UTEP (TD)

• Antonio Perkins 91-yard PR vs. Tulsa (TD)

### 2001

• K Tim Duncan 10-yard run vs. Texas A&M on a faked FG (TD)

• Hunter Wall 33-yard pass from Antwone Savage vs. Kansas State on a faked punt (TD)

• Antwone Savage 88-yard KOR vs. North Carolina (TD)

### 2000

• J.T. Thatcher 60-yard PR vs. Baylor (TD)

• J.T. Thatcher 66-yard PR vs. Arkansas St. (TD)

### 1999

• Brandon Daniels 89-yard kickoff return at Notre Dame (TD)

• K Tim Duncan 4-yard pass from Patrick Fletcher vs. Texas on a faked FG (TD)

• Seth Littrell 41-yard run on a faked punt vs. Texas A&M (first down, eventual field goal)

• Jarrair Jackson 70-yard PR vs. Missouri (TD)

• J.T. Thatcher 81-yard punt return vs. Oklahoma St. (TD)

• Brandon Daniels pass to Antwone Savage vs. Mississippi on a faked punt (incomplete)



# ORANGE BOWL SPECIFICS

SEVEN NATIONAL CHAMPIONSHIPS 39 CONFERENCE CHAMPIONSHIPS 23 BOWL CHAMPIONSHIPS 143 ALL-AMERICANS 55 NATIONAL AWARD WINNERS

**MOST BOWL WINS**  
(NOT INCLUDING THIS SEASON)

Alabama	29
Southern Cal	27
OKLAHOMA	23
Penn State	23
Tennessee	23
Georgia	21
Georgia Tech	21
Nebraska	21
Texas	20
Mississippi	19

**MOST BOWL APPEARANCES**  
(NOT INCLUDING THIS SEASON)

Alabama	51
Tennessee	44
Texas	43
Nebraska	42
Southern Cal	42
Georgia	39
OKLAHOMA	37
Penn State	37
Louisiana State	35
Michigan	35
Ohio State	35

**OU COACHES IN BOWLS**  
(NOT INCLUDING THIS SEASON)

Coach	Seasons in I-A	Bowls
Bob Stoops	22	16
Chuck Long	8	8
Brent Venables	11	11
Bo Pelini	2	2
Cale Gundy	10	6
Jackie Shipp	6	5
Kevin Sumlin	14	5
Kevin Wilson	13	5
Bobby Jack Wright	15	10
Darrell Wyatt	9	2
<b>Totals</b>	<b>110</b>	<b>70</b>

*This staff also played in 19 bowl games*

**OU SUMMARY BY BOWL GAME**

Orange Bowl	12-5
Sugar Bowl	4-2
John Hancock/Sun Bowl	2-0
Cotton Bowl	1-0
Rose Bowl	1-0
Fiesta Bowl	1-1
Gator Bowl	1-1
Astro-Bluebonnet Bowl	0-1-1
Citrus Bowl	0-1
Copper Bowl	0-1
Independence Bowl	0-1

**NOTES ON OU IN THE ORANGE BOWL AND THIS MATCH-UP**

- ▶ This is Oklahoma's 38th bowl appearance. The Sooners are 23-13-1.
- ▶ OU is 12-5 in 17 previous trips to the FedEx Orange Bowl. With its 18th appearance, OU sets an Orange Bowl record, breaking a tie with Nebraska. The 12 Oklahoma victories are the most by any school in this game. Oklahoma's first-ever bowl game was the 1939 Orange Bowl, a 17-0 loss to Tennessee.
- ▶ Of Oklahoma's seven national championships (1950, 1955, 1956, 1974, 1975, 1985, 2000), the 1955, 1975, 1985 and 2000 titles all culminated with a victory in the Orange Bowl.
- ▶ Here is a list of those coaches and players from OU who have previously participated in the Orange Bowl: Head coach Bob Stoops, Assoc. Head Coach/Co Defensive Coordinator Brent Venables, Assistant Coach Jackie Shipp (player and coach), Offensive Coordinator Chuck Long, Assistant Coach Cale Gundy, Assistant Head Coach Bobby Jack Wright, Graduate Assistant Josh Heupel, LB Gayron Allen, OT Jammal Brown, WR Mark Clayton, DE Dan Cody, WR Will Peoples, DB Antonio Perkins, OT Wes Sims, DB Darren Stephens, QB Jason White and WR Sadiki Wilson (all players listed were on the 2000 roster, but may not have played in the game).
- ▶ This is Oklahoma's sixth straight season in a bowl game. The longest such streak for the school is eight years from 1975-82. The current string equals the third longest in OU history.
- ▶ This is the ninth football meeting between Oklahoma and Southern California, but the first in bowl play. The Trojans have won five of the previous eight games with one tie.
- ▶ Including this year's 31-7 conquest of Oregon, Oklahoma is 20-12-1 against teams currently holding membership in the Pacific-10 Conference. Of those 33 meetings, only three occurred in bowl games. The Sooners dropped the 1983 Fiesta Bowl to Arizona State (32-21) and the 1985 Orange Bowl to Washington (28-17) before drubbing Washington State (34-14) in the 2003 Rose Bowl.
- ▶ Oklahoma's roster includes five native Californians: TE Chris Chester (Tustin/Tustin HS), QB Tommy Grady (Huntington Beach/Edison HS), LB Lance Mitchell (San Francisco/Los Banos HS/City College of San Francisco), SS Donte Nicholson (Pomona/Diamond Bar HS/Mt. San Antonio JC) and CB Chijioke Onyenegecha (Richmond/El Cerrito HS/City College of San Francisco).
- ▶ There are four native Floridians on the Oklahoma roster: S Brett Bowers (Jacksonville/Trinity Christian Academy), OG Davin Joseph (Hallendale/Hallendale HS), DE Leneaer Nixon (Miami/Carol City HS) and TE Willie Roberts (Miami/Southridge HS/NEO A&M).



# 2004 HONORS

**Rufus Alexander**

All-Big 12, Associated Press, second team  
 All-Big 12 HM, Coaches  
 All-Big 12, *Dallas Morning News*, first team

**Mark Bradley**

All-Big 12, *Austin-Amer. Statesman*, second team  
 All-Big 12 HM, Coaches  
 All-Big 12 HM, Associated Press

**Jammal Brown**

Outland Trophy winner  
 Associated Press All-American, first team  
 AFCA All-American, first team  
 Walter Camp All-American, 1first team  
 FWAA All-American, first team  
*The Sporting News* All-American, first team  
 All-Big 12, Associated Press, first team  
 All-Big 12, Coaches, first team  
 All-Big 12, *Austin-American Statesman*, first team  
 All-Big 12, *Fort Worth Star-Telegram*, first team  
 All-Big 12, *Dallas Morning News*, first team

**Vince Carter**

Walter Camp All-American, first team  
 All-Big 12, Coaches, first team  
 All-Big 12, Associated Press, first team  
 All-Big 12, *Austin-American Statesman*, first team  
 All-Big 12, *Fort Worth Star-Telegram*, first team  
 All-Big 12, *Dallas Morning News*, first team

**Tashard Choice**

Academic All-Big 12, first team

**Mark Clayton**

AFCA All-American, first team  
 Associated Press All-American, second-team  
 All-Big 12, Coaches, first team  
 All-Big 12, Associated Press, first team  
 All-Big 12, *Austin-American Statesman*, first team  
 All-Big 12, *Fort Worth Star-Telegram*, first team  
 All-Big 12, *Dallas Morning News*, second team

**Dan Cody**

FWAA All-American, first team  
 Associated Press All-American, second team  
 All-Big 12, Associated Press, first team  
 All-Big 12, Coaches, first team  
 All-Big 12, Associated Press, first team  
 All-Big 12, *Austin-American Statesman*, first team  
 All-Big 12, *Fort Worth Star-Telegram*, first team

**Blake Ferguson**

All-Big 12 HM, Coaches, first team

**Joe Jon Finley**

Academic All-Big 12, first team

**Jonathan Jackson**

All-Big 12, Associated Press, first team  
 All-Big 12, Coaches, second team  
 All-Big 12, *Austin-American Statesman*  
 All-Big 12, *Fort Worth Star-Telegram*, first team  
 All-Big 12, *Dallas Morning News*, second team

**Davin Joseph**

All-Big 12, Coaches, second team  
 All-Big 12, Associated Press, second team

**Lynn McGruder**

All-Big 12, *Fort Worth Star-Telegram*, second team  
 All-Big 12, Coaches, HM  
 All-Big 12, Associated Press, HM

**Lance Mitchell**

All-Big 12, Coaches, first team  
 All-Big 12, Associated Press, first team  
 All-Big 12, *Fort Worth Star-Telegram*, first team  
 All-Big 12, *Austin-Amer. Statesman*, second team

**Donte Nicholson**

All-Big 12, Coaches  
 All-Big 12, *Fort Worth Star-Telegram*, second team

**Carl Pendleton**

Academic All-Big 12, first team



ADRIAN PETERSON



# 2004 HONORS

**Antonio Perkins**

All-Big 12, Associated Press, HM  
Academic All-Big 12, first team

**Adrian Peterson**

Heisman Trophy finalist  
Doak Walker Award finalist  
Associated Press All-American, first-team  
AFCA All-American, first team  
Walter Camp All-American, first team  
FWAA All-American, first team  
*The Sporting News* All-American, first team  
Freshman of the Year, *The Sporting News*  
Freshman All-American, *The Sporting News*  
Freshman Offensive POY, *The Sporting News*  
Big 12 NOY, *Austin American-Statesman*  
Big 12 Conference NOY, *Dallas Morning News*  
Big 12 Conference Offensive NOY, *Fort Worth Star-Telegram*  
Big 12 Conference Offensive FOY, *Fort Worth Star-Telegram*  
Big 12 Offensive NOY, Coaches  
Big 12 Offensive FOY, Coaches  
Big 12 Offensive NOY, Associated Press  
All-Big 12, Associated Press, first team

All-Big 12, Big 12 Coaches, first team  
All-Big 12, *Austin-American Statesman*  
All-Big 12, *Fort Worth Star-Telegram*, first team

**Brodney Pool**

All-Big 12, Associated Press, first team  
All-Big 12, *Fort Worth Star-Telegram*, first team  
All-Big 12, *Dallas Morning News*, first team  
All-Big 12, Coaches, second team

**Brandon Shelby**

Academic All-Big 12, second team

**Wes Sims**

All-Big 12, Associated Press, HM

**Jason White**

Heisman Trophy finalist  
Johnny Unitas Golden Arm Award winner  
Maxwell Award winner  
Davey O'Brien Award winner  
Associated Press All-American, third team  
Big 12 Conference Offensive POY, Coaches  
Big 12 Conference Offensive POY, AP  
Big 12 Conference Offensive POY, *Dallas M-N*  
Co-Big 12 Offensive POY, *Austin Amer.-Statesman*  
Big 12 Conference Off. POY, *FW Star-Telegram*  
All-Big 12, Associated Press, first team  
All-Big 12, Coaches, first team  
All-Big 12, *Austin-American Statesman*, first team  
All-Big 12, *Fort Worth Star-Telegram*, first team  
Academic All-Big 12, second team

**Travis Wilson**

All-Big 12, Coaches, HM  
All-Big 12, Associated Press, HM

**Bob Stoops**

Big 12 Coach of the Year, *Austin Amer.-Statesman*

DAN CODY

SEVEN NATIONAL CHAMPIONSHIPS 39 CONFERENCE CHAMPIONSHIPS 23 BOWL CHAMPIONSHIPS 143 ALL-AMERICANS 55 NATIONAL AWARD WINNERS

# ROSTERS

## ALPHABETICAL ROSTER

42	Alexander, Rufus	LB
48 ***	Allen, Gayron	LB
93	Ayodele, Remi	DT
16 *	Baker, Lewis	LB
13 **	Bassey, Eric	DB
97	Bennett, Cory	DE
92 *	Birdine, Larry	DE
7	Bomar, Rhett	QB
27	Bothun, Garrett	WR
1 *	Bradley, Mark	WR
55 ***	Brown, Jammal	OL
52 **	Bush, Chris	OL
31	Cade, Tony	DB
6 *	Carter, Jason	DB
50 ***	Carter, Vince	OL
70 **	Chaisson, Kelvin	OL
15 **	Chambers, Wayne	LB
19	Chaney, Quentin	WR
64 **	Chester, Chris	OL
2	Choice, Tashard	RB
9 ***	Clayton, Mark	WR
80 ***	Cody, Dan	DE
90	Coleman, Steven	DL
74	Dampeer, Lawrence	DL
36 **	Dennison, Russell	LB
86	Davis, Alan	DE
83 **	DiCarlo, Trey	K
30	Dixon, Dan	DB
91	Dotson, Alonzo	DE
87 **	Ferguson, Blake	P
85	Finley, Joe Jon	TE
73 *	Flynn, John	OL
26	Ford, Ataleo	WR
17	Freeby, Cody	P
72	Garibay, Randy	OL
14	Grady, Tommy	QB
45	Greene, Jordan	DE
21	Gutierrez, Jacob	RB
67	Hallock, Michael	OL
26	Harris, R.J.	DB
32	Hartley, Garrett	K
35 *	Hickson, Donta	RB
11	Holmes, Lendy	WR
95	Hulsey, Grant	DE
44 **	Ingram, Clint	LB
49 ***	Jackson, Jonathan	DE
81 ***	Jones, Brandon	WR
20 **	Jones, Kejuan	RB
77 **	Joseph, Davin	OL
46 *	Latimer, Zach	LB
17	Lippe, Tyler	DB
27	Luna, Jacob	DB
66	McAdams, Randy	OL
96 **	McGruder, Lynn	DL
79 *	Messner, Chris	OL
69	Millington, Akim	OL
10 **	Mitchell, Lance	LB
89 **	Moses, James	TE
8 *	Nicholson, Donte	DB
82	Nixon, Laenar	DE
22	Onyenegecha, Chijioke	DB
68	Pendleton, Carl	DT
29 ***	Peoples, Will	WR
28 ***	Perkins, Antonio	DB
28	Peterson, Adrian	RB
51	Pleasant, Demarrio	LB
23 **	Pool, Brodney	S
21 **	Poteat, Jowahn	DB
63	Quinn, J.D.	OL
3 **	Rankins, Jejuan	WR
59	Rayl, Brett	OL
75	Reid, Antonn	OL

## NUMERICAL ROSTER

No.	Player	Pos.	Ht.	Wt.	Yr.	Hometown (Last School)
1 *	Mark Bradley	DB	6-2	190	Sr.	Pine Bluff, Ark. (Arkansas-Pine Bluff)
2	Tashard Choice	RB	6-1	205	Fr.-RS	Lovejoy, Ga. (Lovejoy HS)
3 **	Jejuan Rankins	WR	5-11	172	Jr.	Windsor, NC (Bertie HS)
4 **	Travis Wilson	WR	6-3	216	Jr.	Carrollton, Texas (Creekview HS)
5 ***	Brandon Shelby	DB	5-11	185	Sr.	Kansas City, Mo. (Rockhurst HS)
6 *	Jason Carter	DB	6-0	187	So.	Tulsa, Okla. (Jenks HS)
7	Rhett Bomar	QB	6-4	205	Fr.	Grand Prairie, Texas (Grand Prairie HS)
8 *	Donte Nicholson	S	6-2	210	Sr.	Ramona, Calif. (Mt. San Antonio JC)
9 ***	Mark Clayton	WR	5-11	187	Sr.	Arlington, Texas (Sam Houston HS)
10 **	Lance Mitchell	LB	6-3	247	Sr.	Los Banos, Calif. (CC of San Francisco)
11	Lendy Holmes	WR	6-2	180	Fr.	Dallas, Texas (South Oak Cliff HS)
12 **	Paul Thompson	QB	6-4	202	Jr.	Leander, Texas (Leander HS)
13 **	Eric Bassey	DB	6-1	197	Jr.	Garland, Texas (North Garland HS)
14	Brett Bowers	S	6-1	192	Fr.	Jacksonville, Fla. (Trinity Christian Academy)
15 **	Wayne Chambers	LB	6-3	232	Jr.	Grandview, Mo. (Grandview HS)
16	Lewis Baker	LB	6-3	200	So.	Carrollton, Texas (Hebron HS)
17	Cody Freeby	P	6-3	217	Fr.-RS	Fort Worth, Texas (Christian HS)
18 ****	Jason White	QB	6-3	221	Sr.	Tuttle, Okla. (Tuttle HS)
19	Quentin Chaney	WR	6-6	205	Fr.	Tulsa, Okla. (Booker T. Washington HS)
20 **	Kejuan Jones	RB	5-9	191	Jr.	Tulsa, Okla. (Jenks HS)
22	Chijioke Onyenegecha	DB	6-2	205	Jr.-TR	Richmond, Calif. (CC of San Francisco)
21 **	Jowahn Poteat	DB	6-1	191	Jr.	Ardmore, Okla. (Ardmore HS)
23 **	Brodney Pool	S	6-3	198	Jr.	Houston, Texas (Westbury HS)
24	Marcus Walker	DB	5-11	180	Fr.	Waco, Texas (Waco HS)
25 **	Darren Stephens	DB	6-3	183	Sr.	Lewisville, Texas (Lewisville HS)
26	Ataleo Ford	WR	6-1	186	Sr.	Ardmore, Okla. (Ardmore HS)
27	Jacob Luna	DB	5-11	190	Jr.	Grapevine, Texas (Grapevine HS)
28 ***	Antonio Perkins	DB	6-0	188	Sr.	Lawton, Okla. (Lawton HS)
29 ***	Will Peoples	WR	6-1	191	Sr.	Humble, Texas (Humble HS)
30	Courtney Tennial	RB	5-10	213	Fr.-RS	Glenpool, Okla. (Glenpool HS)
31	Tony Cade	DB	6-2	200	Fr.-RS	Lewisville, Texas (Lewisville HS)
32	Sadiki Wilson	WR	6-0	215	Sr.	Oklahoma City, Okla. (Millwood HS)
33 *	Fred Strong	WR	6-3	188	Fr.	Austin, Texas (Stephen F. Austin HS)
35 *	Donta Hickson	RB	5-10	203	Jr.	McKinney, Texas (McKinney HS)
36 **	Russell Dennison	FB	6-3	240	Jr.	Weatherford, Okla. (Weatherford HS)
38 **	J.D. Runnels	FB	6-1	246	Jr.	Midwest City, Okla. (Carl Albert HS)
39	Dan Townsend	FB	6-0	220	So.	Sulphur, Okla. (Sulphur HS)
40	Dane Zaslav	LB	6-2	228	Fr.-RS	Edmond, Okla. (Memorial HS)
41	Darrien Williams	DB	6-0	197	Fr.-RS	Mesquite, Texas (North HS)
42	Rufus Alexander	LB	6-1	216	So.	Baton Rouge, La. (Christian Life HS)
44 **	Clint Ingram	LB	6-2	230	Jr.	Hallsville, Texas (Hallsville HS)
45	Jordan Greene	FB	6-3	240	So.	Colleyville, Texas (Heritage HS)
46 *	Zach Latimer	LB	6-3	218	So.	Denver, Colo. (Gateway HS)
47	Kolby Paxton	LB	5-11	200	Fr.	Springdale, Ark. (Springdale HS)
48 ***	Gayron Allen	LB	5-10	220	Sr.	Orange, Texas (West Orange Stark HS)
49 ***	Jonathan Jackson	DE	6-3	238	Sr.	Houston, Texas (North Shore HS)
50 ***	Vince Carter	OL	6-3	289	Jr.	Waco, Texas (Waco HS)
51	Demarrio Pleasant	LB	6-3	222	Fr.-HS	Lewisville, Texas (Lewisville HS)
52 **	Chris Bush	OL	6-4	284	Jr.	Channelview, Texas (Channelview HS)
53	Kyle Peterson	LB	6-2	210	Fr.	Plano, Texas (Plano West HS)
54	Ryan McGrath	LB	5-11	215	Fr.	Muskogee, Okla. (MacArthur HS)
55 ***	Jammal Brown	OL	6-6	313	Sr.	Lawton, Okla. (MacArthur HS)
58	Calvin Thibodeaux	DE	6-1	248	So.	Houston, Texas (Westbury HS)
59	Brett Rayl	OL	6-7	304	Jr.	Lewisville, Texas (Lewisville HS)
60 ***	Wes Sims	OL	6-5	317	Sr.	Weatherford, Okla. (Weatherford HS)
61	Steffen Van Zant	OL	6-1	285	Fr.	Oklahoma City, Okla. (Putnam City North HS)
62	Jonathan Hatcher	OL	6-2	320	Fr.	Wildwood, Fla. (Wildwood HS)
63	J.D. Quinn	OL	6-2	272	Fr.	Garland, Texas (Garland HS)

# ROSTERS

SEVEN NATIONAL CHAMPIONSHIPS 39 CONFERENCE CHAMPIONSHIPS 23 BOWL CHAMPIONSHIPS 143 ALL-AMERICANS 55 NATIONAL AWARD WINNERS

## NUMERICAL ROSTER

No.	Player	Pos.	Ht.	Wt.	Yr.	Hometown (Last School)
64 **	Chris Chester	TE	6-4	253	Jr.	Tustin, Calif. (Tustin HS)
65	Aaron Rothenberg	OL	6-4	290	So.	Madill, Okla. (Madill HS)
66	Randy McAdams	OL	6-7	285	Fr.	Leander, Texas (Leander HS)
67	Michael Hallock	OL	6-2	220	Jr.	Plano, Texas (Plano HS)
68 **	Jacob Rice	DS	6-3	225	Jr.	Norman, Okla. (Norman HS)
69	Akim Millington	OL	6-6	300	Fr.-RS	Wheaton, Ill. (North HS)
70 **	Kelvin Chaisson	OL	6-5	303	Jr.	Beaumont, Texas (Ozen HS)
71	Cameron Schacht	OL	6-5	260	Fr.	Coppell, Texas (Coppell HS)
72	Randy Garibay	OL	6-2	229	Jr.	Lawton, Okla. (MacArthur HS)
73 *	John Flynn	OL	6-1	242	Sr.	Anadarko, Okla. (Anadarko HS)
74	Lawrence Dampeer	DL	6-3	300	Fr.-RS	Decatur, Ill. (MacArthur HS)
75	Antonn Reid	OL	6-3	282	Fr.-RS	Plano, Texas (Plano HS)
77 **	Davin Joseph	OL	6-4	312	Jr.	Hallandale, Fla. (Hallandale HS)
79 *	Chris Messner	OL	6-7	270	So.	Frederick, Okla. (Frederick HS)
80 ***	Dan Cody	DE	6-5	270	Sr.	Ada, Okla. (Ada HS)
81 ***	Brandon Jones	WR	6-3	214	Sr.	Texarkana, Texas (Liberty Eylau HS)
82	Laenar Nixon	DE	6-3	223	So.	Miami, Fla. (Carol City HS)
83 **	Trey DiCarlo	K	6-0	204	Jr.	Carrollton, Texas (Creekview HS)
84 *	Chris Chester	TE	6-4	249	So.	Tustin, Calif. (Tustin HS)
85	Joe Jon Finley	TE	6-6	219	Fr.-RS	Arlington, Texas (Arlington HS)
86	Alan Davis	DE	6-2	237	Fr.	Colleyville, Texas (Heritage HS)
87 **	Blake Ferguson	P	6-0	190	Sr.	Broken Arrow, Okla. (Univ. of N. Carolina)
88 *	Willie Roberts	TE	6-7	240	Jr.	Miami, Fla. (Northeastern A&M CC)
89 **	James Moses	TE	6-3	246	Sr.	Houston, Texas (North Shore HS)
90	Steven Coleman	DL	6-5	275	Fr.-RS	Dallas, Texas (Skyline HS)
91	Alonzo Dotson	DE	6-4	235	Fr.-RS	Alief, Texas (Hastings HS)
92 *	Larry Birdine	DE	6-4	254	So.	Lawton, Okla. (Eisenhower HS)
93	Remi Ayodele	DT	6-3	280	Jr.-TR	Grand Prairie, Texas (NE Oklahoma A&M JC)
95	Grant Hulsey	DE	6-5	245	Sr.	Tuttle, Okla. (Oklahoma Christian)
96 **	Lynn McGruder	DT	6-3	300	Sr.	Las Vegas, Nev. (Univ. of Tennessee)
97	Cory Bennett	DE	6-3	265	Fr.	San Antonio, Texas (Roosevelt HS)
98	John Williams	DE	6-5	233	Fr.-RS	Houston, Texas (Lamar HS)
99	Vershun Sublet	DE	6-0	255	Jr.	Lancaster, Texas (Lancaster HS)

Duplicate Numbers						
5	David Robinson	WR	5-7	155	Fr.-RS	DeSoto, Texas (Kimball HS)
8	Lee Blankenship	QB	6-1	190	Fr.	Spiro, Okla. (Spiro HS)
13	Jermaine Hardison	WR	6-3	200	So.	Midwest City, Okla. (Midwest City HS)
15	Tommy Grady	QB	6-6	220	Fr.-RS	Huntington Beach, Calif. (Edison HS)
16	Hays McEachern	QB	6-1	190	Fr.	Austin, Texas (Austin HS)
17	Tyler Lippe	DB	6-0	190	So.	Austin, Texas
21	Jacob Gutierrez	RB	5-7	175	Fr.-RS	San Antonio, Texas (Madison HS)
25	D.J. Wolfe	RB	5-1	180	Fr.	Lawton, Okla. (Eisenhower HS)
26	R.J. Harris	DB	5-10	175	Fr.-RS	Arlington, Texas (Arlington HS)
27	Garrett Bothun	WR	5-11	185	So.	Rowlett, Texas
28	Adrian Peterson	RB	6-2	210	Fr.	Palestine, Texas (Palestine HS)
30	Dan Dixon	DB	6-0	186	Jr.-TR	Tulsa, Okla. (Cornell University)
32	Garrett Hartley	K	5-9	175	Fr.	Southlake, Texas (Southlake Carroll HS)
39	Alex Monzon	DB	5-1	180	Fr.	Houston, Texas (Second Baptist HS)
68	Carl Pendleton	DL	6-6	277	Fr.-RS	Sapulpa, Okla. (Sapulpa HS)
80	Russell English	WR	5-10	170	Fr.	Dallas, Texas (Highland Park HS)
82	Justen Chilcoat	WR	6-1	190	Fr.	Midwest City, Okla. (Midwest City HS)
86	Hunter Fleming	WR	6-0	180	Fr.-RS	Rockwall, Texas (Rockwall HS)

## ALPHABETICAL ROSTER

68 **	Rice, Jacob	DS
88 *	Roberts, Willie	TE
5	Robinson, David	WR
65	Rothenberg, Aaron	OL
38 **	Runnels, J.D.	FB
71	Schacht, Cameron	OL
5 ***	Shelby, Brandon	CB
60 ***	Sims, Wes	OL
25 **	Stephens, Darren	DB
33	Strong, Fred	WR
43	Stroud, Joseph	DB
99	Sublet, Vershun	DE
30	Tennial, Courtney	RB
58 *	Thibodeaux, Calvin	DE
12 **	Thompson, Paul	QB
39 *	Townsend, Dan	FB
24	Walker, Marcus	DB
18 ****	White, Jason	QB
41	Williams, Darrien	S
98	Williams, John	DE
32	Wilson, Sadiki	WR
4 **	Wilson, Travis	WR
25	Wolfe, D.J.	RB
40	Zaslav, Dane	LB

Duplicate Numbers		
5	Robinson, David	WR
8	Blankenship, Lee	QB
13	Hardison, Jermaine	WR
15	Grady, Tommy	QB
16	McEachern, Hays	QB
17	Lippe, Tyler	DB
21	Gutierrez, Jacob	RB
25	Wolfe, D.J.	RB
26	Harris, R.J.	DB
27	Bothun, Garrett	WR
28	Peterson, Adrian	RB
30	Dixon, Dan	DB
32	Hartley, Garrett	K
39	Monzon, Alex	DB
68	Pendleton, Carl	DL
80	English, Russell	WR
82	Chilcoat, Justen	WR
86	Fleming, Hunter	WR

## PRONUNCIATIONS

Remi Ayodele . . . . . REM-ee AA-oh-dell  
 Eric Bassey . . . . . rhymes with sassy  
 Kelvin Chaisson . . . . . shuh\_shon  
 Tashard Choice . . . . . TUH-shard  
 Trey DiCarlo . . . . . DUH-car-low  
 Ataleo Ford . . . . . UH-tay-lee-oh  
 Donta Hickson . . . . . DONT-tay  
 Kejuan Jones . . . . . KEE-juan  
 Akim Millington . . . . . AH-keem  
 Chijioke Onyenegecha . . . . .  
 . . . . . chee-JO-kay ON-yuh-nah-get-cha  
 Laenar Nixon . . . . . LUH-nar  
 Demarrio Pleasant . . . . . DUH-mar-ee-oh  
 Jowahn Poteat . . . . . JUH-wahn  
 Jejuan Rankins . . . . . JUH-wahn  
 Brett Rayl . . . . . RAIL  
 Cameron Schacht . . . . . SHOT  
 Courtney Tennial . . . . . ten-EL  
 Calvin Thibodeaux . . . . . TIB-uh-doh  
 Sadiki Wilson . . . . . SUH-dee-kee





SEVEN NATIONAL CHAMPIONSHIPS 39 CONFERENCE CHAMPIONSHIPS 23 BOWL CHAMPIONSHIPS 143 ALL-AMERICANS 55 NATIONAL AWARD WINNERS

# DEPTH CHART

## OFFENSE

WR	9	Mark Clayton	5-11	187	Sr.-3L	Arlington, Texas
	3	Jejuan Rankins	5-11	180	Jr.-2L	Windsor, NC
LT	60	Wes Sims	6-5	317	Sr.-3L	Weatherford, Okla.
	79	Chris Messner	6-7	278	So.-1L	Frederick, Okla.
LG	70	Kelvin Chaisson	6-5	303	Jr.-2L	Beaumont, Texas
	52	Chris Bush	6-4	284	Jr.-2L	Channelview, Texas
C	50	Vince Carter	6-3	294	Sr.-3L	Waco, Texas
	64	Chris Chester	6-4	278	Jr.-2L	Tustin, Calif.
RG	77	Davin Joseph	6-4	312	Jr.-2L	Hallandale, Fla.
	73	John Flynn	6-1	250	Sr.-1L	Anadarko, Okla.
RT	55	Jammal Brown	6-6	313	Sr.-3L	Lawton, Okla.
	69	Akim Millington	6-6	300	Fr.-RS	Wheaton, Ill.
TE	89	James Moses	6-3	246	Sr.-2L	Houston, Texas
	85	Joe Jon Finley <b>or</b>	6-6	234	Fr.-RS	Arlington, Texas
	88	Willie Roberts	6-7	245	Jr.-1L	Miami, Fla.
WR	81	Brandon Jones	6-3	214	Sr.-3L	Texarkana, Texas
	29	Will Peoples	6-1	200	Sr.-3L	Humble, Texas
WR	4	Travis Wilson	6-3	216	Jr.-2L	Carrollton, Texas
	1	Mark Bradley	6-2	198	Sr.-1L	Pine Bluff, Ark.
QB	18	Jason White	6-3	226	Sr.-4L	Tuttle, Okla.
	15	Tommy Grady	6-7	219	Fr.-RS	Huntington Beach, Calif.
RB	28	Adrian Peterson	6-2	210	Fr.-HS	Palestine, Texas
	20	Kejuan Jones	5-9	200	Jr.-2L	Tulsa, Okla.
HB	38	J.D. Runnels	6-1	246	Jr.-2L	Midwest City, Okla.
	39	Dan Townsend	6-0	234	So.-1L	Sulphur, Okla.
LS	68	Jacob Rice	6-3	225	Jr.-2L	Norman, Okla.
	67	Michael Hallock	6-2	220	Jr.-Sq.	Plano, Texas
H	1	Mark Bradley	6-2	198	Sr.-1L	Pine Bluff, Ark.
K	32	Garrett Hartley <b>or</b>	5-9	175	Fr.-HS	Southlake, Texas
	83	Trey DiCarlo	6-0	204	Jr.-2L	Carrollton, Texas
P	87	Blake Ferguson	6-0	190	Sr.-2L	Broken Arrow, Okla.
	17	Cody Freeby	6-3	217	Fr.-RS	Fort Worth, Texas

## DEFENSE

DE	49	Jonathan Jackson	6-3	250	Sr.-3L	Houston, Texas
	92	Larry Birdine	6-5	254	So.-1L	Lawton, Okla.
DT	68	Carl Pendleton	6-6	277	Fr.-RS	Sapulpa, Okla.
	93	Remi Ayodele	6-3	301	Jr.-TR	Grand Prairie, Texas
DT	96	Lynn McGruder	6-3	302	Sr.-2L	Las Vegas, Nev.
	90	Steven Coleman	6-5	286	Fr.-RS	Dallas, Texas
DE	80	Dan Cody	6-5	265	Sr.-3L	Ada, Okla.
	91	Alonzo Dotson <b>or</b>	6-4	241	Fr.-RS	Alief, Texas
	98	John Williams	6-5	242	Fr.-RS	Houston, Texas
WLB	42	Rufus Alexander	6-1	225	So.-Sq	Baton Rouge, La.
	48	Gayron Allen	5-10	235	Sr.-3L	Orange, Texas
MLB	10	Lance Mitchell	6-3	244	Sr.-2L	San Francisco, Calif.
	46	Zach Latimer	6-3	231	So.-1L	Denver, Colo.
SLB	44	Clint Ingram	6-2	241	Jr.-2L	Hallsville, Texas
	51	Demarrio Pleasant	6-3	235	Fr.-RS	Lewisville, Texas
CB	28	Antonio Perkins	6-0	180	Sr.-3L	Lawton, Okla.
	22	Chijioke Onyenegecha	6-2	205	Jr.-TR	Richmond, Calif.
FS	23	Brodney Pool	6-3	198	Jr.-2L	Houston, Texas
	31	Tony Cade <b>or</b>	6-2	205	Fr.-RS	Lewisville, Texas
	6	Jason Carter	6-0	195	So.-1L	Tulsa, Okla.
SS	8	Donte Nicholson	6-2	216	Sr.-1L	Pomona, Calif.
	5	Brandon Shelby	5-11	185	Sr.-3L	Kansas City, Mo.
CB	24	Marcus Walker	5-11	180	Fr.-HS	Waco, Texas
	13	Eric Bassey	6-1	197	Jr.-2L	Garland, Texas
NB	5	Brandon Shelby	5-11	185	Sr.-3L	Kansas City, Mo.
	6	Jason Carter	6-0	195	So.-1L	Tulsa, Okla.

## SPECIALISTS

PR	28	Antonio Perkins	6-0	180	Sr.-3L	Lawton, Okla.
	9	Mark Clayton	5-11	187	Sr.-3L	Arlington, Texas
KR	1	Mark Bradley and	6-2	198	Sr.-1L	Pine Bluff, Ark.
	4	Travis Wilson and	6-3	216	Jr.-2L	Carrollton, Texas
	9	Mark Clayton	5-11	187	Sr.-3L	Arlington, Texas

