



# OKLAHOMA

Kenny Mossman, Sr. Associate AD for Communications  
 180 W. Brooks Suite 2525, Norman, OK 73019  
 O: (405) 325-8231 | C: (405) 249-5891 | F: (405) 325-7623  
 kmossman@ou.edu | www.SoonerSports.com

## 2006 OU SCHEDULE

09.02	UAB	TBS	W, 24-17
09.09	WASHINGTON	ABC	W, 37-20
09.16	at Oregon	ABC	L, 34-33
09.23	MIDDLE TENN.	PPV	6 p.m.
10.07	Texas (at Dallas)	tba	tba
10.14	IOWA STATE	tba	tba
10.21	COLORADO	tba	tba
10.28	at Missouri	tba	tba
11.04	at Texas A&M	tba	tba
11.11	TEXAS TECH	tba	tba
11.18	at Baylor	tba	tba
11.25	at Oklahoma State	FSN	1:30 p.m.

All starting times are for site of game

## OKLAHOMA COACHES

Bob Stoops (f)	Head Coach
Brent Venables (f)	Assoc. HC/DC/LB
Kevin Wilson (p)	OC/TE/FB
Bobby Jack Wright (p)	Asst HC/Co-DC/DB
Kevin Sumlin (p)	Co-OC/WR
Cale Gundy (f)	RC/RB
Josh Heupel (f)	QB
James Patton (f)	OL
Jackie Shipp (f)	DL
Chris Wilson (p)	DE

Game location: f - field, p - press box

## TELEVISION/FSN PPV

Mitch Holthus, play-by-play  
 Dean Blevins, analyst  
 Sean Kelley, sideline



## RADIO/SOONER NETWORK

Bob Barry, Sr., play-by-play  
 Merv Johnson, analyst  
 Mark Rodgers, sideline  
 Michael Dean, producer



Broadcast also available on Yahoo! sports and on Sirius Satellite Radio, channel 119

## DID YOU KNOW

Last week, OU's Jacob Gutierrez was one of two Big 12 players, and the only one from the South Division, named to the 2006 AFCA Good Works Team.

## Oklahoma Concludes Non-Conference Slate, Meets First-Time Opponent Middle Tennessee



### OKLAHOMA SOONERS

2-1 Overall

#### IN THE POLLS

16 USA Today/Coaches  
 17 Associated Press

#### LEADERS

Rushing: A. Peterson  
 90/515/4  
 Passing: P. Thompson  
 48-80-3/673/5  
 Receiving: M. Kelly  
 12/215/3  
 Tackles: R. Alexander  
 28 TT/2 TFL/1 Sack



### MIDDLE TENNESSEE BLUE RAIDERS

2-1 Overall

#### IN THE POLLS

NR USA Today/Coaches  
 NR Associated Press

#### LEADERS

Rushing: E. Gross  
 42/173/3  
 Passing: C. Marks  
 42-78-3-401-2  
 Receiving: B. Williams  
 13/152/0  
 Tackles: J.K. Sabb  
 19 TT/5 TFL/2 sacks

## SETTING THE SCENE

Date: Saturday, Sept. 23, 2006  
 Location: Norman, Okla.  
 Kickoff: 6 p.m., CDT  
 Stadium: Gaylord Family - Oklahoma Memorial  
 Stadium Capacity: 82,112  
 Pre-Game: OU National Merit Scholars  
 Halftime: Loyalty Program, Pride of Oklahoma  
 Student Giveaway Item: Pom Pons  
 Game Sponsor: OK Dept. of Mental Health

## PLAYER TO WATCH

CB/RS Reggie Smith is off to a fast start. The Thorpe Award candidate has 14 tackles, one for loss and two break-ups. He has returned 10 punts for an average of 13.9 yards per attempt and owns a kickoff return average of 31.7 yards on three tries. Smith, who has played both field and boundary corner, is a true sophomore.



## THE GAME

Oklahoma wraps up the non-conference position of its 2006 schedule when it hosts Middle Tennessee. The Blue Raiders have not played since last Thursday when they whitewashed Division I-AA Tennessee Tech, 44-0. Oklahoma is looking to rebound from a heart-breaking and controversial 34-33 setback at Oregon last week.

## THE SERIES

It's the first meeting between these two schools. The Sooners are 8-0 against teams currently holding membership in the Sun Belt Conference, the league home for Middle Tennessee.

## THE COACHES

**Oklahoma:** Bob Stoops (Iowa '83) is 77-17 in his eighth season with the Sooners. He is 4-3 in bowls, 3-2 in January Bowls, 2-2 in BCS games, 49-10 vs. the Big 12, 27-7 vs. the Big 12 South, 22-3 vs. the Big 12 North, 3-1 in the Big 12 title game, 28-7 vs. non-conference opponents, 43-2 at home, 21-9 on the road, 13-6 on neutral fields and 22-8 vs. ranked opponents. He is 0-0 vs. Middle Tennessee.  
**Middle Tennessee:** Rick Stockstill (Florida State '82) is in his first season as a college head coach.

## THE PROGRAM

■ Oklahoma's all-time record stands at 759-290-53. ■ The Sooners own seven national championships (1950, 1955, 1956, 1974, 1975, 1985, 2000). ■ OU has 39 bowl appearances (No. 7 nationally) with 24 victories (No. 3 nationally). ■ Oklahoma has won 39 conference titles. ■ Since WWII, Oklahoma is the most successful college football program with 514 victories. ■ Some 141 All-Americans and four Heisman Trophy winners have come from the Oklahoma program.

**OU MEDIA RELATIONS STAFF**

Kenny Mossman\* Sr. Assoc. Athletics Dir.  
 E-mail kmossm@ou.edu  
 Mike Houck Assoc. Media Relations Dir.  
 E-mail mhouck@ou.edu  
 Chris Freet\* Assoc. Media Relations Dir.  
 E-mail cfreet@ou.edu  
 Craig Moran Asst. Media Relations Dir.  
 E-mail cmoran@ou.edu  
 Jessica Summers Asst. Media Relations Dir.  
 E-mail jlsummers@ou.edu  
 Jared Thompson Asst. Media Relations Dir.  
 E-mail jaredthompson@ou.edu  
 Debbie Copp Publications Coordinator  
 E-mail dcopp@ou.edu

\* denotes main football contacts

Office Phone 405.325.8231  
 Office FAX 405.325.7623

Mailing Address  
 OU Athletics Media Relations  
 McCasland Center - OMS 2525  
 180 W. Brooks  
 Norman, OK 73019

**BIG 12 TELECONFERENCE**

This call is available to media only each Monday. To receive the parameters, contact Big 12 Conference office at 214.742.1212.

Here is the order of participants ...

- 10:00 -- Mark Mangino, Kansas
- 10:10 -- **Bob Stoops, Oklahoma**
- 10:20 -- Mike Gundy, Oklahoma State
- 10:30 -- Ron Prince, Kansas State
- 10:40 -- Gary Pinkel, Missouri
- 10:50 -- Mike Leach, Texas Tech
- 11:00 -- Guy Morriss, Baylor
- 11:10 -- Dan McCarney, Iowa State
- 11:20 -- Mack Brown, Texas
- 11:30 -- Dennis Franchione, Texas A&M
- 11:40 -- Dan Hawkins, Colorado
- 11:50 -- Bill Callahan, Nebraska
- Noon -- Selected Student-Athletes

**BIG 12 SATELLITE FEED**

In cooperation with Fox Sports, the Big 12 provides a weekly highlights uplink each Tuesday from Aug. 29-Dec. 12 from 3:30-4:30 p.m CT. Coordinates are: Galaxy 3C, Transponder 21 (C Band), Frequency 4120 mhz (vertical).



**GAME WEEK AVAILABILITY**

Monday*	Tuesday*^#	Wednesday	Thursday	Friday
Bob Stoops on Big 12 Conference Call (10:10 a.m.) Offensive Players and coaches available for post-practice interviews (approx 6:15 p.m.).	Media luncheon (11:30 a.m.), East Side Stadium Club. Defensive Players and coaches available for post-practice interviews (approx. 6:15 p.m.).	Coaches only available for post-practice interviews (approx. 6:30 p.m.).	No availability	No availability.

\* Some players have evening classes and are not available. ^Coach Stoops' radio show is Tuesday evenings and he generally has little if any post-practice availability at that time. # Players and coaches who appear at the media luncheon on not available after the Tuesday practice.

**WEEKLY MEDIA LUNCHEON**

Each Tuesday during the season OU hosts a media luncheon inside the Kerr McGee Stadium Club (east side) at Gaylord Family - Oklahoma Memorial Stadium. The luncheon begins at 11:15 a.m., with comments from the head coach of OU's opponent that week (by speaker phone if the coach is available). Lunch is served at 11:30 a.m., and OU head coach Bob Stoops steps to the podium at 12 p.m. A limited number of Sooner players are on hand for interviews.

**CREDENTIALS**

Requests for credentials are taken online. To receive the link to the web site, e-mail Kenny Mossman at kmossm@ou.edu. Requests must be submitted by a sports director/editor at least eight days prior to the contest. Media attending games will have passes scanned and must show government issued photo identification upon entering the stadium. If the name on the credential and the photo ID do not match, the credential will be voided.

**FOR MEDIA ONLY**

The University of Oklahoma Athletics Media Relations office operates a media-only website to assist in covering Sooner sports. The site is valuable for reporters, but also to desk personnel needing stock photographs or similar support. For information on accessing the site, contact Kenny Mossman.

**PRACTICE**

All practice sessions are closed to media and public unless otherwise posted. On days when post-practice interviews are conducted, media should gather outside the practice site 10-15 minutes before the workout is complete. Requests for interviews will be recorded at that time and members of the athletics media relations staff will escort media into the practice facility at the appropriate time.

**INTERVIEWS**

All interview requests should be submitted to the OU Athletic Media Relations Office ...

- **Head Coach** Bob Stoops will do general interviews following practice on Monday. All other requests must be submitted to Kenny Mossman.
- **Assistant Coaches:** The coaches are available after the Monday-Wednesday practices (coordinators who appear at the Tuesday luncheon are not available that day).
- **Players:** All interviews with players will take place at the media luncheon or after practice on Monday (offense) and Tuesday (defense). Media should request players at least 24 hours in advance. Those who attend the media luncheon are not available after Tuesday's practice.
- **Post-Game:** The OU locker room is closed at all times. Head coach Bob Stoops and several Sooners players will be brought to designated areas. After home games, the interview area is the Switzer Center's Red Room, located under the south end zone grandstand.

**TEAM COMPARISON**

	<i>OU</i>	<i>MT</i>
Points Scored	18.3	20.3
Points Allowed	23.7	10.0
First Downs	18.3	15.7
Rushing Yards	177.0	123.7
Rushing Defense	165.7	80.7
Passing Yards	224.3	142.0
Passing Defense	230.7	138.0
Total Offense	401.3	265.7
Total Defense	396.3	218.7
Int. thrown/Opp Int. Thrown	3/2	3/3
Sacks by/Allowed	2/4	7/10
Kickoff Return Avg.	26.4	25.6
Punt Return Avg.	13.9	4.0
Fum. Lost/Gained	4/4	2/4
Penalties	20-147	18-139

**OU HONORS GAUTT**



This season, Oklahoma honors the late Prentice Gaunt. It was 50 years ago this season (1956) that Gaunt became the first black football player at OU. Gaunt, an Academic All-American during his playing days, went on to a successful career as a college administrator. He wore No. 38 on his jersey at Oklahoma. That number was not issued for this season. The Sooners are wearing a No. 38 decal (pictured below) on their helmets.



**THIS WEEK'S OPPONENT**

- Middle Tennessee is under first-year coach Rick Stockstill.
- The university is located in Murfreesboro, Tenn. The enrollment figure is 22,554.
- MT linebacker J.K. Sabb is on the preseason watch list for the Butkus Award. QB Clint Marks is on the preseason list for the Davey O'Brien Award.
- The preseason Sun Belt poll tabbed Middle Tennessee sixth out of eight. The Blue Raiders were 4-7 last season with a 3-4 mark in conference play (fourth).
- This year's squad returns 43 letterwinners and 12 starters, eight on offense and four on defense.
- Middle Tennessee played its first season on the Division I-A level in 1999. It ended a 48-year association with the Ohio Valley Conference when it moved to the Sun Belt in 2000.
- MT is 0-3 vs. the Big 12 Conference with losses at Texas A&M (1995), Nebraska (2002) and Missouri (2003).
- The Blue Raider defense surrendered just 10 rushing yards in its win over I-AA Tennessee Tech. MT foes are averaging just 2.6 yards per carry on the ground this season.
- This marks the third time that a team from Tennessee has played on Owen Field. Vanderbilt played in Norman in 1933 and 1977. The Sooners and Commodores played to a 0-0 draw in '33, before the top-ranked OU club of '77 narrowly escaped with a 25-23 win.

**TIES WITH THIS WEEK'S OPPONENT**

- Bob Stoops and Middle Tennessee head coach Rick Stockstill both served as assistant coaches under Steve Spurrier. Stoops served in that capacity at Florida (1996-98), while Stockstill did so at South Carolina (2004-05).
- Stoops and MT offensive line coach Jimmy Ray Stephens were on the Florida staff together from 1996-98. Spurrier was coaching the Gators at that time.
- Middle Tennessee cornerbacks coach Antonio Goss was a player at North Carolina when fellow Tar Heel alum and current OU offensive coordinator Kevin Wilson was on the UNC staff as a graduate assistant.

**TRENDS**

- Through three games ...
- Oklahoma has gained 200 yards more than its opponents in the return game -- 429-229.
  - OU still has more turnovers than takeaways (7-6), but four of its seven came in the first game. Since then, the Sooners are +2.
  - Oklahoma is 2-of-2 on fourth down this season. Its opponents are 1-of-3.
  - OU opponents have only one first down by penalty.
  - Oklahoma attempted 24 passes against both UAB and Oregon, 33 against Washington.
  - After finishing the opener with a deficit of 10:28 in time of possession, the Sooners have closed that mark to just six seconds through their next two games.
  - When Chase Beeler played at Oregon he became the second true freshman in as many seasons to see action at the center position.

**HOME FIELD HONCHOS**

Oklahoma is 43-2 at Gaylord Family - Oklahoma Memorial Stadium under Bob Stoops and has won its last six in a row and 26 of its last 27 there. The two longest homefield winning streaks under Stoops were 19 and 17 games.

**NON-CONS**

Bob Stoops is 28-7 vs. non-league foes, 23-4 in regular season non-league games and 19-1 in non-conference home games.

**BLUE RAIDER SLATE**

Florida International.....	W, 7-6
at Maryland.....	L, 24-10
Tennessee Tech.....	W, 44-0
at Oklahoma .....	Sept. 23
at North Texas .....	Sept. 30
Louisville (at Nashville).....	Oct. 6
at Louisiana-Monroe.....	Oct. 21
at Louisiana-Lafayette .....	Oct. 28
Florida Atlantic .....	Nov. 4
at Arkansas State .....	Nov. 11
at South Carolina.....	Nov. 18
Troy .....	Nov. 25

**WATCH FOR THESE GUYS**

*Sooners on awards watch lists thus far ...*

Bednarik Award	Rufus Alexander
Butkus Award	Rufus Alexander
Hendricks Award	C.J. Ah You, Larry Birdine
Lott Award	Rufus Alexander
Lombardi Award	Rufus Alexander
Maxwell Award	Adrian Peterson
Nagurski Award	Rufus Alexander
Thorpe Award	Reggie Smith
Walker Award	Adrian Peterson

**NUMBER CHANGES**

*Several Oklahoma players have changed jersey numbers since the media guide was issued. Here is the list of changes ...*

	<i>New</i>	<i>Old</i>
Chris Brown	29	24
Alan Davis	32	95
Jermaine Gresham	18	2
Joey Halzle	15	11
Manuel Johnson	1	6
Mossis Madu	17	13
DeMarco Murray	7	3
Dane Zaslav	45	40

**ALL-TIME AP POLL LEADERS**

*A look at the teams that have been ranked the most times in the AP's weekly top 25 ...*

Michigan	732
Ohio State	706
Notre Dame	692
OKLAHOMA*	631
Nebraska	626
USC	626
Texas	610
Alabama	606
Tennessee	536
Penn State	535

*Oklahoma and Notre Dame are tied for most weeks at No. 1 (95).*

**ACTIVE OU STREAKS**

95 - Games in which OU scored a touchdown.
46 - Televised games.
45 - Home sellouts.
16 - Rufus Alexander's starts (longest on team).
7 - Seasons to a bowl game.
5 - Years OU has had a 1st round NFL draft pick.
2 - Seasons with a 1,000-yard rusher.

**OU BY THE NUMBERS**

71,000 - Season tickets holders for OU football.
24,038 - Combined population of the four towns that produced OU's four Heisman winners.
139 - National TV games that showed OU.
121 - Number of games OU scored 50 points.
63 - National award winners produced by OU.
40 - Game in Stoops era won by 20 or more pts.
28 - OU seasons with 10 or more victories.
18 - Number of states represented on OU roster.

**THE SOONERS BRIEFLY**

- Oklahoma was tabbed to win the Big 12's South Division in a preseason polling of league media. Sooner players Adrian Peterson, a running back, and Rufus Alexander, a linebacker, were selected as the league's preseason offensive and defensive players of the year, respectively.
- This Sooner team has just 11 seniors, the lowest number of Bob Stoops' tenure. The previous low was 12 by the 2001 squad.
- There are 24 players on this team with previous experience as a starter for OU. That's up from seven over the same time last season.
- Last season, OU was 8-4 overall and 6-2 in the Big 12 South. The Sooners played the most difficult schedule in NCAA Division I-A as the opponents were a combined 84-38. The 2005 season culminated with OU's win over then-No. 6 Oregon in the Holiday Bowl, 17-14.

**OKLAHOMA'S MOST RECENT GAME**

- Controversy reigned supreme on a onside kick with 1:12 remaining. After a lengthy review that has since sparked considerable national debate, the Pac-10 officiating crew awarded the ball to Oregon. The Ducks capped an impressive comeback when Dennis Dixon hit Brian Paysinger on a 23-yard pass with 46 seconds remaining. Oregon rallied with 14 points over the final 3:12 to overcome a 33-20 deficit.
- Oklahoma attempted a 43-yard field goal on the game's final play, but the kick was blocked. Had it been good, it not only would have given OU the win, but also Garrett Hartley a school-record fifth field goal.
  - Adrian Peterson carried 34 times for 211 yards and one touchdown. He also saw his first-ever action at kick returner. He brought back three for an average of 22.7 yards.
  - The Sooner defense, which surrendered 501 total yards, including 343 through the air, was led in tackles by Jason Carter with a career-high 10.
  - OU's defense entered the game with no interceptions on the season, but got two, both by sophomore Nic Harris. Harris had no career picks going into the game.

**CROWDED HOUSE**

With 169,132 in attendance for the first two home games of 2006, Oklahoma has now drawn 3,475,940 for Bob Stoops' 45 home games (started in 1999). All 45 have been sold out. OU has exceeded its listed capacity of 82,112 in 19 consecutive games. Since Stoops became the head coach, Oklahoma has increased the seating capacity of Gaylord Family - Oklahoma Memorial Stadium by 9,347 seats.

**TAKING A DIFFERENT POSITION**

During Bob Stoops' tenure 14 players have moved from one position to earn a starting job at another. Perhaps most notable of those was OT Jammal Brown who moved from the defensive line. He went on to win the 2004 Outland Trophy and was a first-round draft pick of the New Orleans Saints. Like Brown, eight of those who have moved went from one side of the ball to the other. This team includes 10 players who have switched positions since arriving at Oklahoma.

**STOOPS' COACHING TREE**

There are four head coaches currently on the Division I-A level that were hired from Bob Stoops' Oklahoma staff -- Mike Leach at Texas Tech, Mark Mangino at Kansas, Mike Stoops at Arizona and Chuck Long at San Diego State.

**OKLAHOMA TACKLES FULL SLATE OF I-A FOES ... AGAIN**


For the seventh consecutive season Oklahoma is playing a schedule comprised entirely of NCAA Division I-A opponents. The Sooners haven't played a lower division team since Bob Stoops' opener in 1999 (49-0 over I-AA Indiana State). This season, OU is the only program in the Big 12 to play a full I-A schedule.

**OPEN TO CHANGE**

	<i>Began as</i>	<i>Became</i>
Lewis Baker*	LB	SS
Alan Davis	DE	FB
Brody Eldridge	DE	TE
Lendy Holmes	WR	CB
Allen Patrick	DB	RB
Ian Pleasant	LB	FB
Paul Thompson#	QB	WR
Brian Simmons	DL	OL
D.J. Wolfe	RB	CB
Dane Zaslav	LB	FB

*\* Baker has since returned to LB., # Thompson has since returned to QB.*





**PETERSON RUSHES TO TOP**

Where he ranks on OU's career lists ...

<b>Rushing Yards</b>	<b>No. 5</b>
1. Billy Sims (1975-79)	4,118
4. Quentin Griffin (1999-2002)	3,938
5. ADRIAN PETERSON (2004- )	3,548

<b>All-Purpose Yards</b>	<b>No. 10</b>
1. Joe Washington (1972-75)	5,881
9. Stanley Wilson (1979-82)	3,769
10. ADRIAN PETERSON (2004- )	3,753

<b>Rushing Attempts</b>	<b>No. 4</b>
1. Steve Owens (1967-69)	958
2. Quentin Griffin (1999-2002)	744
3. Joe Washington (1972-75)	675
4. ADRIAN PETERSON (2004- )	647

<b>100-Yard Games</b>	<b>No. 2</b>
1. Steve Owens (1967-69)	23
2. Billy Sims (1975-79)	20
3. ADRIAN PETERSON (2004- )	19
3. Joe Washington (1972-75)	19

<b>200-Yard Games</b>	<b>No. 2</b>
1. Billy Sims (1975-79)	7
2. ADRIAN PETERSON (2004- )	5
2. De'Mond Parker (1996-98)	5

<b>Rushing Touchdowns</b>	<b>No. 9</b>
1. Steve Owens (1967-69)	57
8. Steve Davis (1973-75)	34
9. ADRIAN PETERSON (2004- )	33

**AD'S LONGEST PLAYS**

- 84 vs. Oklahoma State, 2005 (TD)
- 80 vs. Oklahoma State, 2004 (TD)
- 71 vs. Oklahoma State, 2005 (TD)
- 69 vs. UAB, 2006 (TD)\*
- 61 vs. Texas Tech, 2004
- 58 vs. Nebraska, 2005

\* Reception

**ABOUT THE OFFENSE**

- Under Stoops, OU has produced its career leader in passing and receiving, while producing the fourth-ranked rusher in school history and the record-holder for single season rushing.
- Oklahoma has scored at least one touchdown in every game dating back to Nov. 7, 1998.
- On Stoops' watch, OU has 28, 200-yard rushing games with 23 over the last five years.
- Also under their current head coach, the Sooners have 96 touchdowns of 25-plus yards and 212 scoring drives that lasted less than two minutes.

**PETERSON CHALLENGES MARK**

RB Adrian Peterson, the No. 2 rusher in Division I-A, is pursuing OU's career rushing mark. That honor now resides with Billy Sims, who ran for 4,118 yards from 1975-79. Peterson entered 2006 with 3,033 yards, the best two-year total in school history. He is 570 yards shy of Sims' mark. On the season, Peterson has 90 carries for 515 yards and four TD. This is the best start to a season for A.D., (short for "All Day," the nickname given him by his father). Through three games in 2004 he had 400 yards and through two last season he had 341.

■ Peterson set the Sooner single season record of 1,925 yards in his freshman year of 2004. He finished second (highest ever by a freshman) in the Heisman voting to USC's Matt Leinart.

■ Last season, he gained 1,104 yards despite missing all or parts of four games with an ankle injury. During that stretch, he got 16 carries for 57 yards. He still finished second in Big 12 rushing and was ahead of every other RB in the league (Missouri QB Brad Smith was the leader).

**QUARTER FLASH**

A look at Peterson's rushing by quarter over his career and this season ...

	<b>Career</b>	<b>2006</b>
<b>First Quarter</b>	707 (19.9%)	85 (16.5%)
<b>Second Quarter</b>	615 (17.3%)	79 (15.3%)
<b>Third Quarter</b>	1,221 (34.4%)	137 (26.6%)
<b>Fourth Quarter</b>	1,005 (28.3%)	214 (41.6%)

Peterson has gained 2,226 (62.7%) of his career yards in the second half. This season, he has 351 (68.0%) of his yards after the intermission.

**THOMPSON BACK AT QB**

Paul Thompson, who moved to WR last season, did not return to the QB role until Aug. 3, but is off to a good start nevertheless.

■ He has completed 60% of his passes with five touchdowns and three interceptions. His average per completion is 14.0 yards.

■ Over the last 45 years, most of which were run-dominated, there have been only four in which a Sooner QB completed 60% of his passes -- two by Jason White and two by Josh Heupel.

**SUPER SOPHS CATCHING ON**

Two sophomores are leading a solid receiving corps ...

■ Malcolm Kelly went over 500 career receiving yards with six grabs for a career-high 121 yards against Washington. He has three touchdown grabs over the last two games.

■ Juaquin Iglesias has 12 catches for 132 yards this year after hauling in five for 78 at Oregon.

**THE RETURN OF THE TIGHT END**

OU's tight ends have eight receptions for 141 yards. Six of those grabs and 117 of those yards belong to junior Joe Jon Finley. He had 13 catches for 150 yards in 2005.

■ Last season, the Sooner tight ends had 20 catches for 260 yards, an average 1.6 receptions for 21.7 yards per game. This year's per game averages are 2.7 for 47.0, respectively.

**TRENCH TALK**

Oklahoma lost four seniors (two were drafted) who gobbled up a 41 starts last season in the offensive line, but there are returnees who either started or saw extensive action ...

■ Oklahoma's offensive line is young my any standard with four sophomore starters, but that fact is magnified by the fact that none of the four redshirted.

■ Soph OG Brandon Walker is in his first I-A season after transferring from junior college.

■ Chase Beeler became the second true freshman in as many seasons to play center when he saw action at Oregon.

**STOOPS ERA DEFENSIVE TD'S**

2005  
 Chijioke Onyenegecha 63-yd. INT vs. Neb.  
 D.J. Wolfe 65-yd. INT vs. Kansas  
 Clint Ingram 48-yd. INT vs. Tulsa

2004  
 Lance Mitchell 28-yd. FR vs. Kansas


2003  
 Eric Bassey 34-yd. INT vs. UCLA  
 Jonathan Jackson 21-yd. INT vs. Texas  
 Derrick Strait 17-yd. FR vs. Texas A&M

2002  
 Eric Bassey 45-yd. FR vs. Alabama  
 Antonio Perkins 50-yd. INT vs. UTEP  
 Michael Hawkins 45-yd. INT vs. UTEP  
 Derrick Strait 75-yd. INT vs. Baylor

2001  
 Rocky Calmus 14-yd. FR vs. North Carolina  
 Derrick Strait 47-yd. INT vs. North Carolina  
 Cory Heinecke 69-yd. FR vs. Air Force  
 Roy Williams 18-yd. FR vs. Kansas St.  
 Teddy Lehman 2-yd. INT vs. Texas

2000  
 Roy Williams 35-yd. INT vs. UTEP  
 Rocky Calmus 41-yd. INT vs. Texas  
 Derrick Strait 32-yd. INT vs. Nebraska  
 Torrance Marshall 41-yd. INT vs. TAMU  
 J.T. Thatcher 85-yd. INT vs. Texas Tech

1999  
 Mike Woods 43-yd. INT vs. Oklahoma St.



D.J. Wolfe

**ABOUT THE DEFENSE**

■ Oklahoma has forced at least one turnover in 84 of Bob Stoops' 94 games and has at least one interception in 61 of the last 81. OU has multiple picks in 21 of its last 50 outings.

■ Opponents completed 50 percent or more of their passes in less than half of their games against Stoops-coached teams -- 44 times in 94 games.

■ Oklahoma has eight shutouts under its current head coach. During that time period, the opponents failed to score more than seven points 26 times. Foes have scored less than 14 points 48 times against OU in the Stoops era.

■ With 11 starters in 12 games last season there were 132 combined starting assignments. Ninety-six of those return among the personnel on hand for the 2006 season.

**END ALL, BE ALL**

A look at one of OU's deepest positions, defensive end ...

■ **C.J. Ah You** was the consensus Big 12 Defensive Newcomer of the Year in 2005. He also captured Defensive MVP honors at the Pacific Life Holiday Bowl.

■ **Calvin Thibodeaux** started every game last season and led the team with 10 sacks.

■ **Larry Birdine** missed the first 11 games in '05 with a biceps injury, but is still on the Hendricks Watch List. In 2004, he did not start a game while working behind Dan Cody and Jonathan Jackson, yet finished No. 3 in the Big 12 with seven sacks.

■ **John Williams** is thought to have huge upside. After redshirting in 2004, he had four tackles, a sack and a fumble recovery before injuring a knee in the 2005 opener vs. TCU. He missed the rest of the season.

■ **Alonzo Dotson** is the nephew of former Baylor and Green Bay Packers great Santana Dotson. He sat out last season but will see playing time in 2006.

**RIP AND RUN**

Last year, Oklahoma returned its 13 interceptions for 220 yards, an average of 16.9 yards per return. Three of the 13 went for touchdowns. The return average was the third-highest in the Stoops era. The 2003 team set the standard with a 21.5-yard average on 24 picks.

**AMONG THE NATION'S BEST**

■ Oklahoma's 2005 defense ranked No. 13 in total yards. The Sooners have been among the nation's top 20 in total defense in each of Bob Stoops' seven seasons in Norman.

■ Last year's team was No. 4 nationally against the rush (90.6). That was the best ranking by a Sooner defense in Stoops' tenure. The 2005 team had four of the 12 best performances against the rush under Stoops. The best outing came against Kansas when the Jayhawks got just 11 yards. Oklahoma State got 13, Nebraska 16 and Kansas State 22.

**POINT(S) WELL TAKEN**

In the five years before Bob Stoops arrived, Oklahoma gave up an average of 27.08 points per game. Over the last five seasons, the Sooners have surrendered on average just 16.06.



**BUTKUS AWARD NO. 5?**

Oklahoma linebacker **Rufus Alexander** is vying to become the Sooners' fifth Butkus Award winner. With Brian Bosworth winning two, Rocky Calmus one and Teddy Lehman one, OU has a number that no other school can match.

Alexander has 21 tackles through two games of '06.

Last Saturday, Alexander notched his 200th career tackle. He now has 205 and is just three away from the No. 20 spot on the school's career tackle list for linebackers. That list includes the three Butkus winners.

Last year, Alexander had a team-high 102 tackles, including 17 for loss and five sacks. He also intercepted one pass, broke up nine, recovered one fumble and forced two more.

**NOWHERE TO RUN**

*Best defensive games against the rush of the Stoops era ...*

Texas Tech	-7	2001
Texas	-7	2000
Colorado	-4	2004
Kansas State	1	2004
Washington St.	4	2002
Kansas	11	2005
TexasTech	12	2002
Nebraska	16	2005
Iowa State	17	2002
Texas Tech	21	2000
Kansas State	22	2005
Texas A&M	22	2003
Baylor	26	2004
Texas	27	2001
Arkansas	37	2001

**SPECIALTIES**

*A look at the special teams touchdowns and other notable special teams plays during the Stoops era ...*

**2006**

- Jason Carter blocked punt vs. Washington.

**2005**

- Faked FG vs. Nebraska with H Cody Freeby pitching to K Garrett Hartley for a six-yard rush (first down).
- Faked FG vs. Kansas with H Cody Freeby passing to Russell Dennison for four yards (first down).
- Faked punt vs. Texas with J.D. Runnels running six yards (first down).

**2004**

- Mark Clayton 50-yard PR vs. Oklahoma St. (TD)
- Antonio Perkins 51-yard PR vs. Houston (TD)

**2003**

- Trey DiCarlo recovered his own onside kick in the second quarter at Colorado.
- Antonio Perkins 69-yard PR vs. Missouri (TD)
- Mark Bradley 100-yard KOR vs. Iowa State (TD)
- Antonio Perkins three PR for TD (74, 84, 65) vs. UCLA

- Faked PAT vs. Fresno St. with Matt McCoy rushing, (2 pt.)
- Blake Ferguson 22-yard pass to Michael Thompson vs. Alabama, 2003 (first down, eventual TD)

**2002**

- Antonio Perkins 51-yard PR vs. Wash. St. (TD)
- Will Peoples recovered blocked punt vs. Texas Tech (TD)
- Terrance Simms recovered blocked punt vs. Iowa St. (TD)
- Chris Chester 14-yard pass from holder Matt McCoy vs. Missouri on a faked field goal (TD)
- Antonio Perkins 82-yard PR vs. UTEP (TD)
- Antonio Perkins 91-yard PR vs. Tulsa (TD)

**2001**

- K Tim Duncan 10-yard run vs. Texas A&M on a faked FG (TD)
- Hunter Wall 33-yard pass from Antwone Savage vs. Kansas State on a faked punt (TD)
- Antwone Savage 88-yard KOR vs. North Carolina (TD)

**2000**

- J.T. Thatcher 60-yard PR vs. Baylor (TD)
- J.T. Thatcher 66-yard PR vs. Arkansas St. (TD)

**1999**

- Brandon Daniels 89-yd. KOR at Notre Dame (TD)
- K Tim Duncan 4-yard pass from Patrick Fletcher vs. Texas on a faked FG (TD)
- Seth Littrell 41-yard run on a faked punt vs. Texas A&M (first down, eventual field goal)
- Jarrail Jackson 70-yard PR vs. Missouri (TD)
- J.T. Thatcher 81-yard PR vs. Okla. St. (TD)

**ABOUT THE SPECIAL TEAMS**

*Oklahoma's special teams under Bob Stoops ...*

- There have been 22 special teams TD, including 15 in the last 47 regular season games. Those 15 came via five different kinds of plays -- nine punt returns, two faked FG, two blocked punts, a kickoff return and a faked punt. The special teams also own one safety in that span.
- In total, OU has returned five kickoffs and 13 punts for TD on Stoops's watch (since 1999).
- The Sooners have blocked 19 kicks.
- Last season OU ran a trick play, blocked a kick or tackled a punter in five of the 12 games.

**MANY HAPPY RETURNS**

*Information on returns during the Stoops era ...*

- Kickoff Returns -- 42 returns of 25 yards or more with five touchdowns.
- Punt Returns -- 42 returns of 15 or more yards with 13 touchdowns.
- Interceptions Returns -- 52 returns of 10 or more yards with 14 touchdowns.
- Fumble Returns -- Three returns of 15 or more yards with three touchdowns.

**THE 2006 RETURN GAME**

Oklahoma is averaging 26.4 yards on kickoff returns and 13.9 on punt returns. Last season, the Sooners averaged 18.2 yards on kickoff returns and 7.4 on punt returns.

- Reggie Smith has 10 punt returns for a 13.9-yard average. In the Washington game, he picked up an 82-yard punt and returned it 62 yards. He has two of 25 yards or longer. At Oregon, he had a 55-yard kickoff return.
- Juaquin Iglesias has been an effective kickoff returner with four for a 31.8-yard average. All four of his returns totaled between 31 and 33 yards.
- Oklahoma's coverage teams have been good, allowing just 6.1 yards on punt returns and 19.8 on kickoff returns.

**THE LONG AND SHORT OF THE PUNTING GAME**

Michael Cohen is handling the long punts for OU and Mike Knall the short. Both played in their first OU game in this year's opener.

- Cohen got all of the punts against Washington and has six of OU's seven on the season. He is averaging 42.5 yards with two downed inside the 20 (one at the 1).
- Cohen's punting average has improved each game from 40.7 to 44.3 to 45.6.

**MCEACHERN GETS A GRIP**

Back-up QB Hays McEachern, whose father played at Texas and whose mother was a cheerleader for the Longhorns, is the holder. He is the first QB to hold since Patrick Fletcher in 2000.


**CRIMSON SNAPPER**

OU lost Jacob Rice to graduation. He was the long snapper for all 52 games of his career. Derek Shaw has taken over the duties. The true freshman is perfect in 30 snaps this season.

**SOONERS HAVE HART-LEY**

K Garrett Hartley is in his third season in the starter's role. He won the job in the regular season finale of his true freshman season (2004) ...

- Hartley is 7-of-8 on field goal attempts and 10-of-10 on PATs this season. He has kicked off 21 times (one sky kick) with 10 touchbacks.
- He made a career-high four field goals at Oregon.
- Last season, Hartley had 67 kickoffs (including squibs) with 33 touchbacks for an average of 58.5 yards per kick. He had five touchbacks vs. Kansas State, three against Texas (on four kicks) and Texas A&M.
- His 52-yard FG at Texas last year was the longest ever by a Sooner against the Longhorns. It also was his career best. He made 50-yarders against Nebraska and TCU.
- Last season, Hartley made 14-of-22 field goals and 37-of-38 PATs.



**BIGGER, STRONGER, FASTER**

*A look at the leaders in conditioning tests this fall.*

*Boldface indicates team best ...*

**Bench Press**

OL: Chase Beeler, 420 pounds

TE/FB: Joe Jon Finley, 420

**RB: Jacob Gutierrez, 430**

QB: Paul Thompson, 365

WR: Fred Strong, 315

DT: DeMarcus Granger, 420

**DE: John Williams, 430**

LB: Rufus Alexander, 420

DB: Keenan Clayton, 365

**Vertical Jump**

OL: Brandon Walker, 30 inches

TE/FB: Joe Jon Finley, 34

**RB: Adrian Peterson, 39.5**

QB: Paul Thompson, 36

WR: Juaquin Iglesias, 36

DT: Adrian Taylor, 35

DE: Auston English, 35

LB: Demarrio Pleasant, 36.5

DB: Marcus Walker, 38.5\*

\* *Reggie Smith 38, Keenan Clayton 37.5*

**Power Clean**

OL: Chris Messner, 325 pounds

TE/FB: Matt Clapp, Joe Jon Finley, 345

RB: Allen Patrick, 310

QB: Paul Thompson, 320

WR: Quentin Chaney, 325

**DT: Cory Bennett, 430**

DE: C.J. Ah You, 360

LB: Rufus Alexander, 340

DB: Keenan Clayton, 375

**40-Yard Dash**

OL: Chris Messner, 5.05 seconds

TE/FB: Ian Pleasant, 4.67

**RB: Adrian Peterson, 4.37**

QB: Paul Thompson, 4.58

WR: Juaquin Iglesias, 4.45

DT: Cory Bennett, 4.85

DE: C.J. Ah You, 4.70

LB: Lewis Baker, Zach Latimer, 4.56.

DB: Marcus Walker, 4.46

**EXTREMES**

Tallest OL C. Brandon, TE J. Gresham, 6-7

Shortest RB Jacob Gutierrez, 5-6

Heaviest OL George Robinson, 330

Lightest WR Russell English, 170

Oldest DE C.J. Ah You, 7/7/82

Youngest OL Trent Williams, 7/19/88

**DE C.J. Ah You:** Consensus Big 12 Defensive Newcomer of the Year and Defensive MVP of the Pacific Life Holiday Bowl last season ... seven sacks and 12 tackles for loss last season ... his family prepared a Hawaiian BBQ following the spring game.

**LB Rufus Alexander:** Preseason Big 12 Defensive Player of the Year ... tops Oklahoma with 21 total tackles and was in double digits in the first two games.

**LB Lewis Baker:** Recovered a fumble at Oregon.

**DT Cory Bennett:** Started the UAB game and logged a career-high six tackles.

**DE Larry Birdine:** Missed the first 11 games last season with a torn left biceps muscle, but came back to play in the Holiday Bowl ... got the first sack Oregon allowed this season.

**OT Brandon Braxton:** The starter at right tackle, he started three games at that position last year ... from the same hometown as Bob Stoops -- Youngstown, Ohio.

**DB Jason Carter:** Got his second career blocked punt when he got one against Washington ... started at Oregon and recorded a career-best 10 tackles.

**FB Matt Clapp:** OU opened in double TEs for the opener, but Clapp got most of the reps at FB ... missed the last two games with an injury.

**SS Keenan Clayton:** Started the first two games at strong safety.

**DT Steven Coleman:** Stellar off-season vaulted him well into the four-man rotation.

**C Jon Cooper:** Missed the last two games last season after suffering an injury at Texas Tech ... had won the starting center job before going down.

**TE Joe Jon Finley:** Has added 41 pounds since coming to OU ... career-high four receptions and one touchdown against UAB.

**DT DeMarcus Granger:** Two stops in each of the first three games.

**RB Jacob Gutierrez:** Knee injury suffered in the Holiday Bowl kept him out of spring practice ... rushed for 173 yards against Baylor last season.

**QB Joey Halzle:** Mid-year transfer who has displayed an accurate throwing touch.

**DB Nic Harris:** Two interceptions at Oregon, the first of the season for the Ducks.

**K Garrett Hartley:** See notes elsewhere in this release.

**DB Lendy Holmes:** Switched from WR to CB in the spring ... got first CB start at Oregon.

**WR Juaquin Iglesias:** Five grabs against Washington for 44 yards ... averaged 33 yards on kickoff returns against UAB and caught two passes for 10 yards ... five catches for 78 yards at Oregon.

**WR Manuel Johnson:** Caught the longest pass thrown by OU last season, a 55-yarder vs. Oklahoma St. ... missed opener with an ankle injury, then had one grab for six yards vs. Washington.

**WR Malcolm Kelly:** Leads Oklahoma with 12 receptions ... career-high 121 receiving yards against Washington on six receptions ... three for 66 at Oregon with a 31-yard TD.



**OKLAHOMA CAPTAINS**

DE C.J. Ah You  
 LB Rufus Alexander  
 OT Chris Messner  
 QB Paul Thompson

**PRESEASON HONOREES**

*Oklahoma players who received preseason honors...*

**HEAD COACH BOB STOOPS**

*The Sporting News Best Coach in the Big 12*

**C.J. AH YOU**

*The Sporting News Top Defensive Ends – No. 11*  
*The Sporting News Preseason 1st-team All-Big 12*  
 Athlon Sports Preseason 3rd-team All-Big 12  
*Street and Smith's All-American, 2nd team*  
 2006 Hendricks Award Preseason Watch List

**RUFUS ALEXANDER**

2006 Athlon Sports All-America Defense  
*The Sporting News Biggest Hitters List*  
*The Sporting News Top OLB – No. 2*  
*The Sporting News Preseason 1st-team All-Big 12*  
*The Sporting News Defensive POY in the Big 12*  
*Street and Smith's All-American, 2nd team*  
 Athlon Sports Preseason 1st-team All-Big 12  
 Bronko Nagurski Trophy Preseason Watch List  
 Chuck Bednarik Preseason Watch List

**LARRY BIRDINE**

Hendricks Award Preseason Watch List  
 Athlon Preseason 1st-team All-Big 12

**JERMAINE GRESHAM**

Athlon Big 12 Impact Newcomers – No. 7

**MALCOLM KELLY**

*The Sporting News Preseason 2nd-team All-Big 12*

**ZACH LATIMER**

Athlon Sports Preseason 2nd-team All-Big 12

**GERALD MCCOY**

CSTV Impact Newcomers in the Big 12  
*The Sporting News Newcomers to Watch*  
*The Sporting News Big 12 Defensive NOY*  
 Athlon Big 12 Impact Newcomers – No. 1

**CHRIS MESSNER**

Athlon Sports Preseason 2nd-team All-Big 12

**CARL PENDLETON**

Athlon Sports 3rd-team All-Big 12

**GEORGE ROBINSON**

Athlon Sports Rising Star

**REGGIE SMITH**

Athlon Preseason 3rd-team All-Big 12  
 Athlon Preseason 1st-team Defense All-Big 12  
 Athlon Preseason 3rd-team Specialist All-Big 12

**LB Zach Latimer:** Back for a second straight year as the starter at middle linebacker ... second on the team with 19 tackles ... forced a fumble vs. Washington.

**LB Curtis Lofton:** Challenging on the strong side.

**QB Hays McEachern:** Holder on OU placements ... both parents attended Texas.

**OL Chris Messner:** Starter at left tackle ... he started at right tackle most of last season when he pulled down the line's highest grade.

**OL Sherrone Moore:** A guard who transferred at mid-year from Butler County (Kan.) CC.

**RB Allen Patrick:** Back-up at running back, who is a good receiver and elusive runner ... will likely see action in a kickoff return role ... has two tackles and one punt downed at the one yardline in special teams play.

**DT Carl Pendleton:** Part of a four-game rotation at defensive tackle.

**RB Adrian Peterson:** See information listed earlier in the release.

**LB Demarrio Pleasant:** The starter at strong side linebacker ... made one start last season in which he registered 10 tackles at UCLA ... recovered a fumble against Washington.

**FB Ian Pleasant:** Not related to Demarrio Pleasant ... first career reception at Oregon when he had two for 13 yards ... a native Virginian, his HS senior season was canceled after two games due to the DC sniper.

**OL George Robinson:** Versatile sophomore who could play guard or tackle ... got his first career start in the opener.

**CB Reggie Smith:** Starting at CB, PR and KR ... started 10 games at SS last season as a true freshman ... averaged 10.1 yards on six punt returns with a long of 27 in the opener ... had a 62-yard punt return against Washington on a punt that traveled 82 yards ... 55-yard KO return and two PBU at Oregon.

**WR Fred Strong:** Made the first three catches of his career in the opener ... came back with four more and his first career start against Washington.

**DE Calvin Thibodeaux:** Led OU with 10 sacks last season after posting just two in his previous three years of work ... received a hardship ruling to play in 2006.

**QB Paul Thompson:** See notes earlier in the release.

**CB Marcus Walker:** Has battled back from two shoulder surgeries and will be a factor at CB ... he has four career starts there ... career-high four PBU at Oregon.

**FS Darien Williams:** Career-high 13 tackles vs. Washington.

**DE John Williams:** Back after suffering a season-ending injury in last season's opener.

**CB D.J. Wolfe:** Had two interceptions last season, including one that he returned 65 yards for a touchdown against Kansas ... recovered a fumble vs. UAB.

**OFFENSE**

POS.	NO.	NAME	HT.	WT.	CL.	SGP	CGP	HOMETOWN
LT	79	Chris Messner***	6-6	280	Sr.	3	32	Frederick, Okla.
	70	Cory Brandon	6-7	271	Fr.	-	-	Corsicana, Texas
LG	72	George Robinson*	6-5	330	So.	3	13	Atlanta, Ga.
	77	Sherrone Moore	6-3	297	Jr.	1	1	Derby, Kan.
C	50	Jon Cooper*	6-2	285	So.	3	10	Fort Collins, Colo
	75	Chase Beeler	6-3	276	Fr.	1	1	Jenks, Okla.
RG	73	Brandon Walker	6-3	306	So.	3	3	Detroit, Mich.
	74	Brian Simmons	6-4	293	RFr.	-	-	Raleigh, NC
RT	76	Brannndon Braxton*	6-6	312	So.	3	15	Youngstown, Ohio
	71	Trent Williams	6-5	321	Fr.	-	-	Longview, Texas
TE	19	Joe Jon Finley**	6-6	260	Jr.	3	26	Arlington, Texas
	18	Jermaine Gresham OR	6-7	250	Fr.	3	3	Ardmore, Okla.
	83	Brody Eldridge	6-5	248	RFr.	3	3	La Cygne, Kan.
WR	4	Malcolm Kelly*	6-4	217	So.	2	13	Longview, Texas
	1	Manuel Johnson*	5-11	177	So.	1	11	Gilmer, Texas
WR	9	Juaquin Iglesias	6-1	201	So.	2	14	Killeen, Texas
	81	Fred Strong	6-1	197	So.	2	2	Austin, Texas
QB	12	Paul Thompson***	6-4	214	Sr.	2	25	Leander, Texas
	15	Joey Halzle	6-3	198	So.	-	-	Huntington Beach, Calif.
FB	34	Matt Clapp*	6-2	244	So.	1	10	Phoenix, Ariz.
	83	Brody Eldridge	6-5	248	RFr.	2	2	La Cygne, Kan.
RB	28	Adrian Peterson**	6-2	218	Jr.	2	26	Palestine, Texas
	23	Allen Patrick*	6-0	190	Jr.	2	13	Conway, S.C.

**DEFENSE**

DE	92	Larry Birdine***	6-3	258	Sr.	2	30	Lawton, Okla.
	58	Calvin Thibodeaux***	6-1	248	Sr.	2	33	Houston, Texas
DT	90	Steven Coleman**	6-4	299	Jr.	2	25	Dallas, Texas
	68	Carl Pendleton**	6-5	269	Jr.	2	27	Sapulpa, Okla.
DT	97	Cory Bennett*	6-2	278	So.	2	13	San Antonio, Texas
	96	DeMarcus Granger	6-3	300	RFr.	2	2	Dallas, Texas
DE	99	C.J. Ah You*	6-4	275	Sr.	2	14	Highland, Utah
	91	Alonzo Dotson	6-3	252	Jr.	-	5	Houston, Texas
SLB	51	Demarrio Pleasant**	6-2	231	Jr.	2	21	Lewisville, Texas
	40	Curtis Lofton*	6-0	235	So.	2	13	Kingfisher, Okla.
MLB	46	Zach Latimer***	6-1	234	Sr.	2	29	Denver, Colo.
	40	Curtis Lofton*	6-0	235	So.	2	13	Kingfisher, Okla.
WLB	42	Rufus Alexander**	6-1	230	Sr.	2	27	Baton Rouge, La.
	16	Lewis Baker**	6-2	210	Jr.	2	25	Carrollton, Texas
CB	3	Reggie Smith*	6-1	197	So.	2	14	Edmond, Okla.
	11	Lendy Holmes*	6-1	196	So.	2	12	Dallas, Texas
SS	6	Jason Carter	5-10	199	Sr.	3	42	Tulsa, Okla.
	22	Keenan Clayton	6-1	210	RFr.	2	2	Sulphur Springs, Texas
FS	41	Darien Williams**	6-0	197	Jr.	2	20	Mesquite, Texas
	20	Quinton Carter	6-1	190	Fr.	2	2	Las Vegas, Nev.
CB	11	Lendy Holmes* OR	6-1	196	So.	2	12	Dallas, Texas
	24	Marcus Walker	5-10	197	Jr.	3	14	Waco, Texas
NB	5	Nic Harris*	6-3	226	So.	2	12	Alexandria, La.
	11	Lendy Holmes	6-1	196	So.	2	12	Dallas, Texas

**SPECIALISTS**

K	10	Garrett Hartley**	5-9	198	Jr.	2	17	Southlake, Texas
	7	Blake Baublets	5-11	175	Fr.	-	-	McKinney, Texas
P	31	Michael Cohen OR	6-0	205	Jr.	2	2	Houston, Texas
	13	Mike Knall	5-9	178	So.	1	1	Scottsdale, Ariz.
KR	28	Adrian Peterson**	6-2	218	Jr.	2	26	Palestine, Texas
	9	Juaquin Iglesias*	6-1	201	So.	2	14	Killeen, Texas
KR	3	Reggie Smith*	6-1	197	So.	2	14	Edmond, Okla.
	23	Allen Patrick*	6-0	191	Jr.	2	13	Conway, SC
PR	3	Reggie Smith*	6-1	197	So.	2	14	Edmond, Okla.
	9	Juaquin Iglesias*	6-1	201	So.	2	14	Killeen, Texas
H	16	Hays McEachern*	5-11	180	So.	2	3	Austin, Texas
	13	Mike Knall	5-9	178	So.	1	1	Scottsdale, Ariz.
LS	52	Derek Shaw	6-1	210	Fr.	2	2	Sand Springs, Okla.
	55	Kyle Johnson	6-3	230	So.	-	-	Konawa, Okla.

SGP - season games played, CGP - career games played.

**START CHART**

Player	2006	Streak	Career
Peterson (RB)	3	8	19
Messner (LT)	3	13	13
Kelly (WR)	3	8	11
Braxton (RT)	3	3	7
Iglesias (WR)	3	5	7
Thompson (QB, WR)	3	3	7
Finley (TE)	3	3	5
Cooper (C)	3	5	5
Robinson	3	3	3
B. Walker	3	3	3
Eldridge (TE)	1	1	1
Pleasant (FB)	1	1	1
Strong	1	1	1
Gutierrez (RB)	-	-	2

**Defense**

Player	2006	Streak	Career
Alexander (LB)	3	16	25
Pendleton (DT)	2	-	20
Ah You (DE)	3	15	15
Latimer (LB)	3	15	15
Thibodeaux (DE)	-	-	12
Wolfe (DB)	2	-	13
Smith (SS/CB)	3	13	13
Baker (SS)	-	-	7
D. Williams (FS)	3	5	8
Birdine (DE)	3	3	4
Bennett (DT)	2	2	3
Clayton	2	-	2
Harris (S)	1	1	3
Pleasant (LB)	2	-	2
M. Walker (DB)	-	-	2
Carter (S)	1	1	1
Coleman			
Holmes (CB)	1	1	1

**Specialists**

Player	2006	Streak	Career
Hartley (K)	1	13	13
Cohen (P)	1	1	1

**PRONUNCIATIONS**

C.J. Ah You	I-U
Jacob Gutierrez	GOO-tee-air-ez
Joey Halzle	HALLZ-lee
Juaquin Iglesias	WAH-keen EE-glay-see-us
Mike Knall	NALL
Mossis Madu	Moses MUH-doo
Hays McEachern	mack-EECH-urn
Sherrone Moore	SHUH-rone
Laenar Nixon	LUH-nar
Demarrio Pleasant	DUH-mar-ee-oh
Adron Tennell	AD-ron TUH-nell
Calvin Thibodeaux	TIB-uh-doh

**STOOPS QUICKLY**

Birthdate	Sept. 9, 1960
Hometown	Youngstown, Ohio
High School	Cardinal Mooney, '78
College	B.A., Marketing University of Iowa, '83
Family	wife, Carol daughter, Mackenzie twin sons, Drake and Isaac

**COACHING HISTORY**

1999-Present	Oklahoma, head coach
1996-98	Florida, Asst. Head Coach/Def. Coor.
1991-95	Kansas State, Co-Defensive Coor.
1989-90	Kansas State, Defensive Backs
1988	Kent State, Assistant Coach
1985-87	Iowa, Volunteer Coach
1981-84	Iowa, Graduate Asst. Coach

**HONORS**

2003 Bobby Dodd National Coach of the Year
2003 Walter Camp National Coach of the Year
2003 Woody Hayes National Coach of the Year
2003 AFCA Region IV Co-Coach of the Year
2003 Consensus Big 12 Coach of the Year
2002 AFCA Region IV Co-Coach of the Year
2001 Hula Bowl Head Coach
2000 Associated Press National Coach of the Year
2000 Walter Camp National Coach of the Year
2000 George Munger Award (Maxwell FC)
2000 Woody Hayes National Coach of the Year
2000 <i>Football News</i> Coach of the Year
2000 Consensus Big 12 Coach of the Year
2000 Eddie Robinson/FWAA Coach of the Year
2000 Bear Bryant Coach of the Year

**STOOPS AT OKLAHOMA**

Year	Record	Bowl
2006	2-1	
2005	8-4	<i>Holiday</i>
2004	12-1#	<i>Orange</i>
2003	12-2*	<i>Sugar</i>
2002	12-2#	<i>Rose</i>
2001	11-2	<i>Colton</i>
2000	13-0!	<i>Orange</i>
1999	7-5	<i>Independence</i>

! -- National Champion, Big 12 Champion, Big 12 South Champion; # Big 12 Champion, Big 12 South Champion; \* Big 12 South Champion

History is one tough customer at Oklahoma. The tradition, so rich and so long-standing, is as daunting as it is impressive. To be among the best at Oklahoma is to be among the best in college football.

Such dramatics are lost on Bob Stoops. The Sooner head coach befriended the would-be albatross of OU's successful past from his first day on campus and remains steadfastly focused on tomorrow and the championship it holds.

It falls then to the observers and experts of the game to define Stoops' impact. Rarely have the pundits had it so easy.

Under Stoops, Oklahoma has won 77 games (77-17), spent 69 consecutive weeks in the national rankings, played in seven bowl games, four of the BCS variety, and captured three Big 12 crowns. His 2000 team won the national championship. On a playing field leveled by scholarship limits and parity, this era stares down the Oklahoma standard and does not blink.

The achievement dulls the memory of what Stoops inherited. When he arrived in Norman, the proud Sooner program was five years removed from a winning record, four from bowl play. Those atypical days of angst are so forgotten now that they might as well be mentioned with the land rush and dust bowl.

Stoops has been characterized as a grounded family man, brilliant big-game coach, relentless recruiter, disciplined leader and a person with uncommon perspective. His success emanates from a disciplined style true to his roots in the Steel Valley of Ohio, but he is far from inflexible. The principles to which he holds are the tried and true axioms of the sport ... mixed with cutting edge strategy and an appreciation for the calculated risk.

During his time, OU has produced record-setting passers and receivers, three 1,000-yard rushers, suffocating defense and special teams

units that rank among the most dynamic in the land. Every facet has been impacted.

His players have snagged 16 national awards, including the 2003 Heisman Trophy won by Jason White. There have been 54 academic honorees, 47 All-Big 12 players, 21 All-Americans and 29 NFL draft choices.

Stoops has won a total of 10 national coach of the year awards and has been Big 12 Coach of the year in three of his six campaigns in Norman.

This is one of the finest coaches in the history of one of college football's most storied traditions.

The son of a coach, Stoops was a four-year starter at Iowa. He began his coaching career in 1983 as a volunteer in the Hawkeye program under Hayden Fry. He worked through the ranks until he became co-defensive coordinator at Kansas State (1991-



95).

With the Wildcats, he played a key role in their impressive turnaround. During his final four seasons there, K-State was 35-12 with three bowl appearances. Eventually, he left for Florida and a three-year stint as Steve Spurrier's defensive coordinator. In 1996, he was part of a national championship team. It was with the Gators that the spotlight found Stoops and made him one of the hottest names in the profession.

Stoops, who was born Sept. 9, 1960, in Youngstown, Ohio, graduated from Iowa in 1983 with a degree in marketing. He and his wife, Carol, have three children: daughter, Mackenzie, and twin sons, Drake and Isaac.

**STOOPS VS. RANKED FOES**

Bob Stoops' teams are a sterling 22-8 against ranked opponents. His Sooners are 13-3 top 10 foes.

**Quarterbacks**

**PAUL THOMPSON**

Completions . . . . . 21, Washington, 2006  
 Attempts . . . . . 33, Washington, 2006  
 Passing yards . . . . . 272, Washington, 2006  
 TD passes . . . . . 2, twice, 2006  
 Rushing attempts . . . . . 7, Oregon, 2006  
 Rushing yards . . . . . 79, Texas A&M, 2003  
 Longest rush . . . . . 50, Fresno State, 2003  
 Rushing touchdowns . . . . . 2, Texas A&M, 2003

**Running Backs**

**JACOB GUTIERREZ**

Rushes . . . . . 30, Baylor, 2005  
 Rushing yards . . . . . 173, Baylor, 2005  
 Rushing touchdowns . . . . . 2, Baylor, 2005  
 Receptions . . . . . 2, twice  
 Receiving yards . . . . . 7, Texas, 2005

**ALLEN PATRICK**

Rushes . . . . . 15, Baylor, 2005  
 Rushing yards . . . . . 49, Baylor, 2005  
 Rushing touchdowns . . . . . 1, Texas A&M, 2005  
 Receptions . . . . . 2, Kansas, 2005  
 Receiving yards . . . . . 12, Baylor, 2005  
 Kickoff returns . . . . . 2, Texas A&M, 2005  
 Longest kickoff return . . . . . 22, Texas A&M, 2005

**ADRIAN PETERSON**

Rushing attempts . . . . . 36, Kansas State, 2004  
 Rushing yards . . . . . 249, Oklahoma State, 2004  
 Rushing touchdowns . . . . . 3, three times  
 Longest rush . . . . . 84, Oklahoma State, 2005  
 Longest TD rush . . . . . 84, Oklahoma State, 2005  
 Receptions . . . . . 2, several  
 Receiving yards . . . . . 69, UAB, 2005  
 Longest reception . . . . . 69, UAB, 2006  
 Touchdown receptions . . . . . 1, UAB, 2006  
 Kickoff returns . . . . . 3, Oregon, 2006  
 Longest kickoff return . . . . . 28, Oregon, 2006

**Receivers**

**JOE JON FINLEY**

Receptions . . . . . 4, UAB, 2006  
 Receiving yards . . . . . 79, UAB, 2006  
 Touchdown receptions . . . . . 1, several  
 Long reception . . . . . 36, Washington, 2006

**JERMAINE GRESHAM**

Receptions . . . . . 1, UAB, 2006  
 Receiving yards . . . . . 14, UAB, 2006  
 Long reception . . . . . 14, UAB, 2006

**JUAQUIN IGLESIAS**

Receptions . . . . . 5, Oregon, 2005  
 Receiving yards . . . . . 85, Oregon, 2005  
 TD receptions . . . . . 1, twice, 2005  
 Long reception . . . . . 34, twice, 2005  
 Longest kickoff return . . . . . 33, UAB, 2006

**MALCOLM KELLY**

Receptions . . . . . 8, Nebraska, 2005  
 Receiving yards . . . . . 121, Washington, 2006  
 TD receptions . . . . . 2, Washington, 2006  
 Long reception . . . . . 42, Washington, 2006

**FRED STRONG**

Receptions . . . . . 4, Washington, 2006  
 Receiving yards . . . . . 45, Washington, 2006  
 TD receptions . . . . . na  
 Long reception . . . . . 25, Washington, 2006

**Defensive Ends**

**C.J. AH YOU**

Tackles . . . . . 6, Oregon, 2005  
 Tackles for loss . . . . . 3, Texas Tech, 2005  
 Sacks . . . . . 2, Oregon, 2005  
 Interceptions . . . . . na  
 PBU . . . . . 2, Kansas, 2005  
 Fumble recoveries . . . . . 1, Tulsa, 2005  
 Fumbles forced . . . . . 2, Baylor, 2005

**LARRY BIRDINE**

Tackles . . . . . 8, UCLA, 2003  
 Tackles for loss . . . . . 3, several  
 Sacks . . . . . 3, Baylor, 2004  
 Passes defended . . . . . 1, several  
 Fumble recoveries . . . . . 1, Kansas State, 2004  
 Fumbles forced . . . . . 1, Oregon, 2006

**CALVIN THIBODEAUX**

Tackles . . . . . 7, Texas A&M, 2005  
 Tackles for loss . . . . . 3, Texas A&M, 2005  
 Sacks . . . . . 3, Texas A&M, 2005  
 Fumble recoveries . . . . . 1, Kansas, 2005  
 Fumbles forced . . . . . 1, Texas, 2005

**Defensive Linemen**

**CORY BENNETT**

Tackles . . . . . 6, UAB, 2006  
 Tackles for loss . . . . . 1, several  
 Sacks . . . . . 1, twice

**STEVEN COLEMAN**

Tackles . . . . . 3, Tulsa, 2005  
 Tackles for loss . . . . . 1, several

**DEMARCUS GRANGER**

Tackles . . . . . 3, twice  
 Tackles for loss . . . . . 1, Oregon, 2006

**CARL PENDLETON**

Tackles . . . . . 4, Texas, 2004  
 Tackles for loss . . . . . 1, several  
 Sacks . . . . . 1, twice

**Linebackers**

**RUFUS ALEXANDER**

Tackles . . . . . 13, Nebraska, 2005  
 Tackles for loss . . . . . 4, Tulsa, Oklahoma State, 2005  
 Sacks . . . . . 3, Nebraska, 2005  
 Interceptions . . . . . 1, Kansas, 2004, 2005  
 PBU . . . . . 2, twice  
 Fumble recoveries . . . . . 1, several  
 Fumbles forced

**LEWIS BAKER**

Tackles . . . . . 8, Tulsa, 2005  
 Tackles for loss . . . . . 1, Kansas, 2005  
 Sacks . . . . . 1, Kansas, 2005  
 Fumble recoveries . . . . . 1, Oreon, 2006

**ZACH LATIMER**

Tackles . . . . . 15, TCU, 2005  
 Tackles for loss . . . . . 2, twice  
 Sacks . . . . . 2, Oklahoma State, 2005

**DEMARRIO PLEASANT**

Tackles . . . . . 10, UCLA, 2005  
 Tackles for Loss . . . . . 2, UCLA, 2005  
 Fumble recoveries . . . . . 1, Washington, 2006

**CURTIS LOFTON**

Tackles . . . . . 1, several  
 Tackles for Loss . . . . . 1, several

**Defensive Backs**

**JASON CARTER**

Tackles . . . . . 10, Oregon, 2006  
 Interceptions . . . . . 1, Texas Tech, 2005  
 PBU . . . . . 1, Oregon, 2006

**KEENAN CLAYTON**

Tackles . . . . . 4, UAB, 2006  
 Tackles for Loss . . . . . 1, UAB, 2006  
 PBU . . . . . 1, UAB, 2006

**NIC HARRIS**

Tackles . . . . . 8, Oregon, 2006  
 Tackles for loss . . . . . 2, Washington, 2006  
 Sacks . . . . . 1, Kansas State, 2005  
 Interceptions . . . . . 2, Oregon, 2006

**REGGIE SMITH**

Tackles . . . . . 7, Oregon, 2006  
 Sacks . . . . . na  
 Fumble recoveries . . . . . 1, Baylor, 2005  
 Interceptions . . . . . 1, Kansas State, 2005  
 PBU . . . . . 2, twice  
 Punt returns . . . . . 6, UAB, 2006  
 Longest punt return . . . . . 62, Washington, 2006

**MARCUS WALKER**

Tackles . . . . . 5, Nebraska, 2004  
 PBU . . . . . 4, Oregon, 2006

**DARIEN WILLIAMS**

Tackles . . . . . 13, Washington, 2006  
 Tackles for loss . . . . . 1, several  
 Fumbles forced . . . . . 1, UAB, 2006  
 Fumble recovered . . . . . 1, Oregon, 2006  
 PBU . . . . . 1, Washington, 2006

**D.J. WOLFE**

Tackles . . . . . 12, Tulsa, 2005  
 Interceptions . . . . . 1, Kansas, 2005  
 Longest INT return . . . . . 65 (TD), Kansas, 2005  
 TFL . . . . . 2, Tulsa, 2005  
 Sacks . . . . . 1, Tulsa, 2005  
 Fumbles forced . . . . . 1, Tulsa, 2005  
 Fumbles recovered . . . . . 1, UAB, 2006  
 Rushing attempts . . . . . 13, Houston, 2004  
 Rushing yards . . . . . 63, Houston, 2004  
 Receptions . . . . . 2, Houston, 2004  
 Receiving yards . . . . . 31, Houston, 2004

**SPECIALISTS**

**MICHAEL COHEN**

Punts . . . . . 5, Oregon, 2006  
 Punting Average . . . . . 45.6, Oregon, 2006  
 Longest Punt . . . . . 55, Oregon, 2006

**GARRETT HARTLEY**

Field goals made . . . . . 4, Oregon, 2006  
 Field goals attempted . . . . . 5, Oregon, 2006  
 Long field goal . . . . . 52, Texas, 2005  
 PAT made . . . . . 6, Colorado, 2004  
 PAT attempted . . . . . 6, Colorado, 2004

**MIKE KNALL**

Punts . . . . . 1  
 Punting Average . . . . . 38.0  
 Longest Punt . . . . . 38, UAB, 2006



**OKLAHOMA INDIVIDUAL**

Rushed for 100 yards  
 211, Adrian Peterson vs. Oregon, 9/16/06  
 Rushed for 200 yards  
 211, Adrian Peterson vs. Oregon, 9/16/06  
 Passed for 200 yards  
 272, Paul Thompson vs. Washington, 9/9/06  
 Passed for 300 yards  
 383, Jason White vs. Nebraska, 11/13/04  
 Passed for 400 yards  
 429, Josh Heupel at Louisville, 9/25/99  
 Had 100 yards receiving  
 121, Malcolm Kelly vs. Washington, 9/9/06  
 Returned a punt for a touchdown  
 Mark Clayton at Oklahoma St., 10/30/04 (50 yds)  
 Returned a kickoff for a touchdown  
 Mark Bradley at Iowa State, 10/4/03 (100 yards)  
 Returned an interception for a touchdown  
 Chijioke Onyenegecha vs. Neb, 10/29/05 (63 yds)  
 Returned a fumble for a touchdown  
 Lance Mitchell vs. Kansas, 10/23/04 (28 yards)  
 Returned a blocked field goal for a touchdown  
 Darryl Bright vs. Texas Tech, 11/21/98 (48 yards)  
 Returned a blocked punt for a touchdown  
 Will Peoples vs. Texas Tech, 11/23/02  
 Rushed for three touchdowns  
 3, Adrian Peterson vs. Tulsa, 9/10/05  
 Threw three touchdown passes  
 3, Jason White vs. Colorado, 12/4/04  
 Caught three touchdown passes  
 3, Mark Bradley at Oklahoma State, 10/30/04  
 Kicked three field goals  
 4, Garrett Hartley vs. Oregon, 9/16/06  
 Had a 70-yard run from scrimmage  
 84, Adrian Peterson vs. Oklahoma State, 11/26/05  
 Had a 70-yard pass completion  
 72, White to Bradley at Oklahoma State, 10/30/04  
 Had 20 tackles  
 22, Rocky Calmus at Colorado, 10/30/99  
 Had 50-yard field goal  
 52, Garrett Hartley vs. Texas, 10/15/05  
 Had a 70-yard punt  
 73, Cody Freeby vs. Texas Tech, 11/19/05

**OKLAHOMA TEAM**

400 yards rushing  
 411 vs. Louisville, 9/27/97  
 300 yards rushing  
 302 at Baylor, 11/20/04  
 400 yards passing  
 414 at Iowa State, 10/4/03  
 300 yards passing  
 413 vs. Nebraska, 11/13/04  
 500 yards total offense  
 509 at Texas A&M, 11/12/05  
 30 first downs  
 33 vs. Texas A&M, 11/8/03  
 50 points  
 63 vs. Houston, 9/11/04  
 Scored a safety  
 vs. Texas A&M, 11/12/05  
 Posted a shutout  
 35-0 at Baylor, 11/20/04  
 Held an opponent under 100 yards rushing  
 84 vs. Oregon, 12/29/05  
 Held an opponent under 100 yards passing  
 86 vs. Kansas, 10/15/05  
 Held an opponent between 100 & 200 total yards  
 156 at Baylor, 11/20/04  
 Held an opponent under 100 total yards  
 97 vs. Kansas, 10/15/05  
 Blocked a punt  
 vs. Washington, 9/9/06  
 Blocked a field goal  
 vs. Oregon, 9/18/04  
 Blocked an extra point attempt  
 at Colorado, 10/16/03

**OPPONENT INDIVIDUAL**

Rushed for 100 yards  
 144, Jonathan Stewart, Oregon, 9/16/06  
 Rushed for 200 yards  
 213, Brad Smith, Missouri, 10/5/02  
 Passed for 200 yards  
 341, Dennis Dixon, Oregon, 9/19/06  
 Passed for 300 yards  
 341, Dennis Dixon, Oregon, 9/19/06  
 Passed for 400 yards  
 454, Steve Walsh, BYU, 12/29/94  
 Had 100 yards receiving  
 177, Jaison Williams, Oregon, 9/16/06  
 Returned a punt for a touchdown  
 80, Jeremy Bloom, Colorado, 12/7/02  
 Returned a kickoff for a touchdown  
 98, Shaun Rochon, Baylor, 10/22/05  
 Returned an interception for a touchdown  
 27, Brandon Archer, Kansas State, 10/16/04  
 Returned a fumble for a touchdown  
 Rodrigue Wright, Texas, 10/8/05 (67 yards)  
 Returned a blocked punt for a touchdown  
 Lance Taylor, Alabama, 9/7/02 (8 yards)  
 Rushed for three touchdowns  
 3, Eli Roberson, Kansas State, 9/29/01  
 Threw three touchdown passes  
 3, Shawn Bell, Baylor, 10/22/05  
 Caught three touchdown passes  
 3, Steve Smith, USC, 1/04/05  
 Kicked three field goals  
 3, Todd Pegram, Texas A&M, 11/12/05  
 Had a 70-yard run from scrimmage  
 80, Jammal Charles, Texas, 10/8/05  
 Had a 70-yard pass completion  
 73, Allen Webb to Jordy Nelson, KSU, 10/1/05  
 50-yard field goal  
 51, Justin Medlock, UCLA, 9/17/05

**OPPONENT TEAM**

400 yards rushing  
 409, Nebraska, 11/1/97  
 300 yards rushing  
 314, Colorado, 10/16/93  
 400 yards passing  
 485, Baylor, 12/29/94  
 300 yards passing  
 343, Oregon, 9/16/06  
 500 yards total offense  
 501, Oregon, 9/16/06  
 30 first downs  
 30, Iowa State, 11/13/99  
 50 points  
 55, USC, 1/4/05  
 Scored a safety  
 Kansas State, 9/29/01  
 Posted a shutout  
 29-0, Texas A&M, 11/7/98  
 Held OU under 100 yards rushing  
 77, Texas, 10/8/05  
 Held OU under 100 yards passing  
 94 vs. Texas, 10/8/05  
 Held OU under 200 total yards  
 171 vs. Texas, 10/8/05  
 Blocked a punt  
 Fresno State, 9/13/03 (twice)  
 Blocked a field goal attempt  
 Oregon, 9/16/06

**OU SITUATIONAL STATS**

Playing at home.....	2-0
Playing on the road.....	0-1
Playing on a neutral field.....	0-0
Playing at night.....	1-0
Playing during the day.....	1-1
OU scores on first possession.....	0-0
Opponent scores on first possession.....	1-1
OU scores first.....	1-0
Opponent scores first.....	1-1
OU leads after 1st quarter.....	1-0
Opponent leads after 1st quarter.....	0-1
Teams are tied after 1st quarter.....	1-0
OU leads at halftime.....	0-0
Opponent leads at halftime.....	0-1
Teams are tied at halftime.....	2-0
OU leads after 3rd quarter.....	2-1
Opponent leads after 3rd quarter.....	0-0
Game goes to overtime.....	0-0
OU has more total yards.....	2-0
Opponent has more total yards.....	0-1
OU has more rushing yards.....	1-1
Opponent has more rushing yards.....	1-0
OU has more passing yards.....	2-0
Opponent has more passing yards.....	0-1
OU has more turnovers.....	2-0
Opponent has more turnovers.....	0-1
Teams have equal turnovers.....	0-0
OU has more penalties.....	1-1
Opponent has more penalties.....	1-0
Teams have equal penalties.....	0-0
OU has more time of possession.....	1-1
Opponent has more time of possession.....	1-0
OU has 100-yard rusher.....	2-1
Opponent has 100-yard rusher.....	1-1
OU scores at least 20 points.....	2-1
Opponent scores at least 20 points.....	1-1
OU throws for 300 yards.....	0-0
Opponent throws for 300 yards.....	0-1
Playing on natural grass.....	2-0
Playing on artificial surface.....	0-1
OU defense scores.....	0-0
Opponent defense scores.....	0-0
OU returns KO/Punt for touchdown.....	0-0
Opponent returns KO/Punt for touchdown.....	0-0

GAME FOUR - MIDDLE TENNESSEE - SEPT. 23, 2006

SOONER ROSTER - 14

No.	Name	Pos.	Ht.	Wt.	Yr.	Hometown (Prev School)
99	Ah You, C.J.	DE	6-4	275	Sr.	Highland, Utah (Snow CC)
42	Alexander, Rufus	LB	6-1	230	Sr.	Baton Rouge, La. (Christian Life Acad.)
84	Allgood, Ryan	TE	6-4	242	Fr.	Grove, Okla. (Grove HS)
20	Anderson, Rocky	RB	5-11	187	Fr.	Concordia, Kan. (Concordia HS)
60	Bailey, Curtis	OL	6-6	317	Fr.	Dallas, Texas (Carter HS)
16	Baker, Lewis	LB	6-2	210	Jr.	Carrollton, Texas (Hebron HS)
65	Barresi, Ben	OL	6-5	311	RFr.	Edmond, Okla. (North HS)
44	Beal, Jeremy	DE	6-4	254	Fr.	Carrollton, Texas (Creekview HS)
75	Beeler, Chase	OL	6-3	276	Fr.	Jenks, Okla. (Jenks HS)
97	Bennett, Cory	DT	6-2	278	So.	San Antonio, Texas (Roosevelt HS)
92	Birdine, Larry	DE	6-3	258	Sr.	Lawton, Okla. (Eisenhower HS)
78	Blackard, Billy	DT	6-3	275	RFr.	Claremore, Okla. (Claremore HS)
7	Baubleys, Blake	K	5-11	175	Fr.	McKinney, Texas (North HS)
27	Bothun, Garrett	WR	5-9	173	Jr.	Rowlett, Texas (Rowlett HS)
26	Bowers, Brett	DB	6-0	203	So.	Jacksonville, Fla. (Trinity Christian Academy)
14	Bradford, Sam	QB	6-5	197	Fr.	Oklahoma City, Okla. (Putnam City North HS)
70	Brandon, Cory	OL	6-7	271	Fr.	Corsicana, Texas (Corsicana HS)
76	Braxton, Brannndon	OL	6-6	312	So.	Youngstown, Ohio (Ursuline HS)
29	Brown, Chris	RB	5-10	190	Fr.	Alexandria, La. (Alexandria HS)
8	Caleb, Brandon	WR	6-1	196	Fr.	Atlanta, Ga. (Fork Union Military Acad.)
18	Carter, Courtney	DB	5-10	180	So.	Dallas, Texas (Duncanville HS)
6	Carter, Jason	DB	5-11	190	Sr.	Tulsa, Okla. (Jenks HS)
20	Carter, Quinton	DB	6-1	190	Fr.	Las Vegas, Nev. (Cheyenne HS)
84	Chaney, Quentin	WR	6-4	213	So.	Tulsa, Okla. (Washington HS)
34	Clapp, Matt	FB	6-2	244	So.	Phoenix, Ariz. (Paradise Valley HS)
22	Clayton, Keenan	DB	6-1	210	RFr.	Sulphur Springs, Texas (Sulphur Springs HS)
31	Cohen, Michael	P	6-0	205	Jr.	Houston, Texas (Kilgore College)
90	Coleman, Steven	DT	6-4	299	Jr.	Dallas, Texas (Skyline HS)
50	Cooper, Jon	OL	6-2	285	So.	Fort Collins, Colo. (Fort Collins HS)
39	Cox, Collin	WR	6-1	187	RFr.	Rowlett, Texas (Rowlett HS)
48	Crow, Brandon	LB	6-1	220	Fr.	Comanche, Okla. (Comanche HS)
87	Cummings, Aaron	TE	6-4	244	RFr.	Marlow, Okla. (Bray-Doyle HS)
31	Custar, Lance	FB	6-1	215	So.	Norman, Okla. (Norman HS)
36	Dailey, John	DB	5-11	205	Sr.	Lawton, Okla. (Lawton HS)
32	Davis, Alan	FB	6-2	253	So.	Colleyville, Texas (Heritage HS)
91	Dotson, Alonzo	DE	6-3	252	Jr.	Alief, Texas (Hastings HS)
83	Eldridge, Brody	TE	6-5	258	RFr.	La Cygne, Kan. (Prairie View HS)
33	English, Auston	DE	6-3	257	So.	Canadian, Texas (Canadian HS)
22	English, Russell	WR	5-8	170	So.	Dallas, Texas (Highland Park HS)
19	Finley, Joe Jon	TE	6-6	260	Jr.	Arlington, Texas (Arlington HS)
15	Franks, Dominique	DB	5-11	183	Fr.	Tulsa, Okla. (Union HS)
52	Gove, Derrek	RB	5-9	180	RFr.	Carrollton, Texas (Creekview HS)
96	Granger, DeMarcus	DT	6-3	300	RFr.	Dallas, Texas (Kimball HS)
18	Gresham, Jermaine	TE	6-6	250	Fr.	Ardmore, Okla. (Ardmore HS)
21	Gutierrez, Jacob	RB	5-6	187	Jr.	San Antonio, Texas (Madison HS)
15	Halzle, Joey	QB	6-3	198	So.	Huntington Beach, Calif. (Golden West CC)
5	Harris, Nic	DB	6-3	226	So.	Alexandria, La. (Alexandria HS)
10	Hartley, Garrett	K	5-9	198	Jr.	Southlake, Texas (Southlake Carroll HS)
13	Hayes, Michael	DB	5-10	190	Fr.	Altus, Okla. (Altus HS)
40	Heath, Brad	FB	6-2	220	So.	Bedford, Texas (Trinity JC)
57	Hesse, Brock	LB	6-0	220	RFr.	Mesquite, Texas (Poteet HS)
11	Holmes, Lendy	DB	6-1	196	So.	Dallas, Texas (South Oak Cliff HS)
64	Howard, Zac	OL	Fr.	6-0	245	Shawnee, Okla. (Shawnee HS)
17	Huggins, Eric	WR	6-3	195	RFr.	Conway, S.C. (Conway HS)
63	Hughey, Noah	C	6-3	268	Fr.	El Reno, Okla. (Redlands CC)
9	Iglesias, Juaquin	WR	6-1	201	So.	Killeen, Texas (Killeen HS)
2	Jackson, Brian	DB	6-1	190	RFr.	De Soto, Texas (De Soto HS)
62	Jimoh, Tola	DE	6-0	220	RFR.	Broken Arrow, Okla. (Union HS)
55	Johnson, Kyle	DS	6-3	230	So.	Konawa, Okla. (Konawa HS)
1	Johnson, Manuel	WR	5-11	177	So.	Gilmer, Texas (Gilmer HS)
85	Johnson, Tim	DE	6-5	265	Jr.	Homewood, Ill. (Northeastern Okla. JC)
66	Jones, Kevin	OL	6-4	280	So.	Little Ax, Okla. (East Central Coll.)
4	Kelly, Malcolm	WR	6-4	217	So.	Longview, Texas (Longview HS)
13	Knall, Mike	P	5-9	178	So.	Scottsdale, Ariz. (Chaparral HS)
46	Latimer, Zach	LB	6-1	234	Sr.	Denver, Colo. (Gateway HS)
40	Lofton, Curtis	LB	6-0	235	So.	Kingfisher, Okla. (Kingfisher HS)
94	Macon, Pryce	DE	6-1	260	Fr.	Corpus Christi, Texas (Carroll HS)
17	Madu, Mossis	RB	5-11	190	Fr.	Norman, Okla. (Norman HS)
93	McCoy, Gerald	DT	6-4	289	Fr.	Oklahoma City, Okla. (Southeast HS)
16	McEachern, Hays	QB	5-11	180	So.	Austin, Texas (Austin HS)
88	Mensik, Eric	TE	6-5	246	Fr.	Rosenberg, Texas (Terry HS)
79	Messner, Chris	OL	6-6	280	Sr.	Frederick, Okla. (Frederick HS)
89	Moore, Cordero	DT	6-2	297	RFr.	Mesquite, Texas (Horn HS)
77	Moore, Sherrone	OL	6-3	297	Jr.	Derby, Kan. (Butler County CC)
89	Mokate, Taylor	TE	6-3	220	Fr.	Dallas, Texas (Lake Highlands HS)
7	Murray, DeMarco	RB	6-0	191	Fr.	Las Vegas, Nev. (Bishop Gorman Acad.)
4	Nelson, Jonathan	DB	5-11	176	Fr.	Mansfield, Texas (Summitt HS)
5	Nimmo, John	QB	6-1	198	Fr.	Ponca City, Okla. (Ponca City HS)
82	Nixon, Laenar	DE	6-3	221	Sr.	Miami, Fla. (Carol City HS)
23	Patrick, Allen	RB	6-0	191	Jr.	Conway, S.C. (Independence CC)
68	Pendleton, Carl	DT	6-5	269	Jr.	Sapulpa, Okla. (Sapulpa HS)
53	Petersen, Kyle	LB	6-2	223	So.	Plano, Texas (Plano West HS)
28	Peterson, Adrian	RB	6-2	218	Jr.	Palestine, Texas (Palestine HS)
51	Pleasant, Demarrio	LB	6-2	231	Jr.	Lewisville, Texas (Lewisville HS)
49	Pleasant, Ian	FB	5-10	215	Jr.	Alexandria, Va. (West Hills CC)
8	Reynolds, Ryan	LB	6-1	237	So.	Las Vegas, Nev. (Bishop Gorman Acad.)
72	Robinson, George	OL	6-5	330	So.	Atlanta, Ga. (Washington HS)
30	Robinson, Lamont	LB	6-0	227	RFr.	Salem, N.J. (Salem HS)
52	Shaw, Derek	DS	6-1	210	Fr.	Sand Springs, Okla. (Charles Page HS)
74	Simmons, Brian	OL	6-4	293	RFr.	Raleigh, N.C. (Hargrave Acad.)
85	Smith, Kolby	TE	6-2	241	So.	Pender, Neb. (Pender HS)
35	Smith, Jake	LB	6-2	218	RFr.	Tulsa, Okla. (Jenks HS)
3	Smith, Reggie	DB	6-1	197	So.	Edmond, Okla. (Sante Fe HS)
81	Strong, Fred	WR	6-1	197	So.	Austin, Texas (Stephen F. Austin HS)
54	Taggart, Tommy	OL	6-3	285	So.	Bedford, Texas (Midwestern St.)
86	Taylor, Adrian	DT	6-4	293	Fr.	Mansfield, Texas (Mansfield HS)
80	Tennell, Adron	WR	6-4	184	Fr.	Irving, Texas (Irving HS)
58	Thibodeaux, Calvin	DE	6-1	248	Sr.	Houston, Texas (Westbury HS)
12	Thompson, Paul	QB	6-4	214	Sr.	Leander, Texas (Leander HS)
73	Walker, Brandon	OL	6-3	306	So.	Detroit, Mich. (Coffeyville CC)
24	Walker, Marcus	DB	5-11	192	Jr.	Waco, Texas (Waco HS)
34	Weyand, Ben	DE	6-3	242	RFr.	Frisco, Texas (Frisco HS)
14	Whitson, Carter	WR	5-11	190	RFr.	Broken Arrow, Okla., (Broken Arrow HS)
41	Williams, Darien	DB	6-0	197	Jr.	Mesquite, Texas (North Mesquite HS)
98	Williams, John	DE	6-5	249	Jr.	Houston, Texas (Lamar HS)
71	Williams, Trent	OL	6-5	321	Fr.	Longview, Texas (Longview HS)
25	Wolfe, D.J.	DB	6-0	196	Jr.	Lawton, Okla. (Eisenhower HS)
45	Zaslav, Dane	FB	6-1	237	Jr.	Edmond, Okla. (Memorial HS)

## Oklahoma

Qtr.	Opponent	Time	Scoring Play	Conversion	Play-Yards	TOP	Score
1	UAB	8:12	Finley 21-yard pass from Thompson	Hartley kick	2-46	:37	7-0
3	UAB	10:32	Peterson 4-yard run	Hartley kick	6-39	2:20	14-7
3	UAB	3:39	Peterson 69-yard pass from Thompson	Hartley kick	1-69	:25	21-17
4	UAB	14:13	Hartley 30-yard field goal		5-24	1:58	24-17
1	Washington	5:46	Kelly 7-yard pass from Thompson	Hartley kick	4-22	2:06	7-7
2	Washington	8:58	Hartley 44-yard field goal		9-36	3:22	10-10
2	Washington	:49	Hartley 37-yard field goal		12-55	2:31	13-13
3	Washington	11:15	Kelly 35-yard pass from Thompson	Hartley kick	7-69	1:46	20-13
3	Washington	7:02	Hartley 30-yard field goal		5-13	2:01	23-13
3	Washington	:56	Peterson 17-yard run	Hartley kick	6-92	2:13	30-13
4	Washington	2:48	Peterson 1-yard run	Hartley kick	9-80	4:47	37-13
1	Oregon	2:28	Hartley 41-yard field goal		9-44	4:40	3-0
2	Oregon	2:01	Hartley 20-yard field goal		7-17	4:18	6-10
3	Oregon	8:50	Thompson 1-yard run	Hartley kick	5-47	2:34	13-13
3	Oregon	3:48	Kelly 31-yard pass from Thompson	Hartley kick	6-73	2:55	20-13
4	Oregon	12:19	Peterson 17-yard run	Hartley kick	7-70	2:30	27-20
4	Oregon	6:46	Hartley 20-yard field goal		9-32	4:50	30-20
4	Oregon	3:12	Hartley 22-yard field goal		7-57	4:59	33-2

## Opponent

Qtr.	Opponent	Time	Scoring Play	Conversion	Play-Yards	TOP	Score
2	UAB	7:17	White 5-yard run	Mullins kick	15-80	7:26	7-7
3	UAB	7:37	White 24-yard reception	Waters kick	6-74	2:46	14-14
3	UAB	4:16	Swayze 32-yard field goal		5-29	2:29	17-14
1	Washington	12:16	James 54-yard run	Braunstein kick	1-54	:15	7-0
2	Washington	13:06	Braunstein 32-yard field goal		9-47	3:22	10-7
2	Washington	3:31	Braunstein 24-yard field goal		13-73	5:21	13-10
4	Washington	1:27	Shackelford 2-yard pass from Bonnell	Braunstein kick	6-63	1:11	20-37
1	Oregon	13:39	Stewart 3-yard run	Martinez kick	4-76	1:21	7-0
1	Oregon	7:08	Martinez 22-yard field goal		12-68	4:24	10-0
2	Oregon	0:00	Martinez 48-yard field goal		10-49	2:01	13-6
4	Oregon	14:49	Williams 30-yard pass from Dixon	Martinez kick	11-87	3:59	20-20
4	Oregon	1:12	Dixon 16-yard run	Martinez kick	8-65	2:00	27-33
4	Oregon	:46	Paysinger 23-yard pass from Dixon	Martinez kick	2-52	:26	34-33

**GAME THREE - OREGON - SEPT. 16, 2006**

**STARTERS - 16**

Offense	WR	LT	LG	C	RG	RT	TE	RB	QB	WR	FL
UAB	Kelly	Messner	Robinson	Cooper	Walker	Braxton	Finley	Peterson	Thompson	Eldridge#	Iglesias
Washington	Kelly	Messner	Robinson	Cooper	Walker	Braxton	Finley	Peterson	Thompson	Strong	Iglesias
Oregon	Kelly	Messner	Robinson	Cooper	Walker	Braxton	Finley	Peterson	Thompson	Pleasant*	Iglesias

Middle Tenn.

Texas

Iowa State

Colorado

Missouri

Texas A&M

Texas Tech

Baylor

Okla. State

*\*fullback, #tight end*

Defense	DE	DT	DT	DE	SLB	MLB	WLB	CB	SS	FS	CB
UAB	Birdine	Pendleton	Bennett	Ah You	D. Pleasant	Latimer	Alexander	Smith	Clayton	D. Williams	Wolfe
Washington	Birdine	Pendleton	Coleman	Ah You	D. Pleasant	Latimer	Alexander	Smith	Clayton	D. Williams	Wolfe
Oregon	Birdine	Coleman	Bennett	Ah You	Harris&	Latimer	Alexander	Smith	Carter	D. Williams	Holmes

Middle Tenn.

Texas

Iowa State

Colorado

Missouri

Texas A&M

Texas Tech

Baylor

Okla. State

& - nickel back

Specialists	KO	PK	P	H	PR	KR	KR	LS
UAB	Hartley	Hartley	Cohen	McEachern	Smith	Igelsias	Smith	Shaw
Washington	Hartley	Hartley	Cohen	McEachern	Smith	Igelsias	Smith	Shaw
Oregon	Hartley	Hartley	Cohen	McEachern	Smith	Peterson	Smith	Shaw

Middle Tenn.

Texas

Iowa State

Colorado

Missouri

Texas A&M

Texas Tech

Baylor

Okla. State



GAME THREE - OREGON - SEPT. 16, 2006

PLAYER PARTICIPATION - 17

Players	UAB	Wash.	Oregon	MT	Texas	Iowa St.	Colo.	Missouri	A&M	Tech	Baylor	Okla. St.
Ah You	S-DE	S-DE	S-DE									
Alexander	S-WLB	S-WLB	S-WLB									
Baker	x	x	x									
Beeler	dnp	dnp	x									
Bennett	S-DT	x	S-DT									
Blackard	dnp	x	dnp									
Braxton	S-RT	S-RT	S-RT									
Caleb	x	x	x									
Q. Carter	x	x	dnp									
Clapp	x	dnp	dnp									
Clayton	S-SS	S-SS	x									
Cohen	S-P	S-P	S-P									
Coleman	x	S-DT	S-DT									
Cooper	S-C	S-C	S-C									
Eldridge	S-TE	x	x									
Finley	S-TE	S-TE	S-TE									
Granger	x	x	x									
Gresham	x	x	x									
Gutierrez	x	x	x									
Harris	x	x	S-NB									
Hartley	S-K	S-K	S-K									
Holmes	x	x	S-CB									
Iglesias	S-FL	S-FL	S-FL									
Johnson	dnp	x	x									
Kelly	S-WR	S-WR	S-WR									
Knall	x	dnp	dnp									
Latimer	S-MLB	S-MLB	S-MLB									
Lofton	x	x	x									
McEachern	S-H	S-H	S-H									
Messner	S-LT	S-LT	S-LT									
Moore	dnp	x	dnp									
Patrick	x	x	x									
Pendleton	S-DT	S-DT	x									
Peterson	S-RB	S-RB	S-RB									
D. Pleasant	S-SLB	S-SLB	x									
I. Pleasant	x	x	S-FB									
Robinson	S-LG	S-LG	S-LG									
Shaw	S-DS	S-DS	S-DS									
Smith	S-CB	S-CB	S-CB									
Strong	x	S-WR	x									
Tennell	x	x	x									
Thibodeaux	x	x	x									
Thompson	S-QB	S-QB	S-QB									
B. Walker	S-RG	S-RG	S-RG									
M. Walker	x	x	x									
D. Williams	S-FS	S-FS	S-FS									
J. Williams	x	x	x									
Wolfe	S-CB	S-CB	dnp									

x - played

**Rushing (Att.-Yards-TD)**

	Iglesias	Patrick	P'son	Th'son
UAB	-	-	24-143-1	4-6-0
Washington	-	-	32-165-2	2-11-0
Oregon	1-2-0	1-1-0	34-211-1	7-(-7)-1
M. Tenn.				
Texas				
Iowa State				
Colorado				
Missouri				
Texas A&M				
Texas Tech				
Baylor				
Oklahoma St.				

**Kicking**

Hartley	FG	FG Seq.	PAT	KO	TB	Ret.
UAB	1-1	30g	3-3	65, 65, 64, 65, 65	2	3-24.3
Washington	3-3	44g, 37g, 30g	4-4	65,65,65,65,65,65,37	7	1-14.0
Oregon	4-5	41g,20g,20g,22g,44b	3-3	65,65,65,52,60,57,65	1	5-18.4
M. Tenn.						
Texas						
Iowa State						
Colorado						
Missouri						
Texas A&M						
Texas Tech						
Baylor						
Oklahoma St.						

**Passing (Comp.-Att.-Int.-Yards-TD)**

	Thompson
UAB	14-24-2-227-2
Washington	21-33-2-272-2
Oregon	13-23-0-174-1
M. Tenn.	
Texas	
Iowa State	
Colorado	
Missouri	
Texas A&M	
Texas Tech	
Baylor	
Oklahoma St.	

**Punting**

Cohen	No.	Avg.	Long	50+	I-20	I-10	I-5	Ret.
UAB	3	40.7	47	-	1	-	-	-
Washington	3	44.3	53	1	1	1	1	2-15
Oregon	5	45.6	55	2	1	1	0	3-22

Knall	No.	Avg.	Long	50+	I-20	I-10	I-5	Ret.
UAB	1	38.0	38	-	-	-	-	-

**Receiving (Rec.-Yards-TD)**

	Eldridge	Finley	Gresham	Iglesias	Johnson	Kelly	Peterson	Pleasant	Smith	Strong
UAB	-	4-79-1	1-14-0	2-10-0	-	3-28-0	1-69-1	-	-	3-27-0
Washington	-	2-38-0	-	5-44-0	1-6-0	6-121-2	2-6-0	-	1-12-0	4-45-0
Oregon	1-10-0	-	-	5-78-0	1-6-0	5-78-1	-	2-13-0	-	1-1-0
M. Tenn.										
Texas										
Iowa State										
Colorado										
Missouri										
Texas A&M										
Texas Tech										
Baylor										
Oklahoma St.										

**Kickoff Returns (Ret.-Yards-TD-Long)**

	Iglesias	Peterson	Smith
UAB	3-96-0-33	-	1-18-0-18
Washington	1-31-0-31	-	1-22-0-22
Oregon	-	3-68-0-28	1-55-0-55
M. Tenn.			
Texas			
Iowa State			
Colorado			
Missouri			
Texas A&M			
Texas Tech			
Baylor			
Oklahoma St.			

**Punt Returns (Ret.-Yards-TD-Long)**

	Smith
UAB	6-67-0-27
Washington	3-75-0-62
Oregon	1-(-3)-0-(-3)
M. Tenn.	
Texas	
Iowa State	
Colorado	
Missouri	
Texas A&M	
Texas Tech	
Baylor	
Oklahoma St.	

GAME THREE - OREGON - SEPT. 16, 2006

INDIVIDUAL GAME-BY-GAME STATISTICS - 19

Tackles (UT-AT-TT)	UAB	Washington	Oregon	M. Tenn.	Texas	Iowa St.	Colorado	Missouri	A&M	Tech	Baylor	Okla. St.
Ah You	0-1-1	2-1-3	1-0-1									
Alexander	4-6-10	5-6-11	4-3-7									
Baker	1-0-1	1-1-2	2-0-2									
Bennett	3-3-6	0-1-1	0-3-3									
Birdine	4-3-7	1-4-5	1-1-2									
J. Carter	-	2-4-6	7-3-10									
Q. Carter	0-1-1	-	-									
Clayton	1-3-4	0-1-1	-									
Coleman	0-2-2	0-1-1	1-0-1									
Cooper	-	0-1-1	-									
Dotson	-	-	1-0-1									
Finley	0	0-1-1	-									
Granger	0-2-2	1-1-2	0-2-2									
Gutierrez	-	0-1-1	1-0-1									
Harris	0-3-3	3-3-6	5-3-8									
Holmes	-	1-0-1	1-1-2									
Latimer	4-6-10	5-4-9	2-3-5									
Lofton	1-0-1	0-1-1	1-0-1									
Patrick	2-0-2	-	0-0-0									
Pleasant	-	0-1-1	1-0-1									
Smith	5-1-6	0-1-1	4-3-7									
Thibodeaux	0-4-4	3-2-5	1-1-2									
D. Williams	4-1-5	7-6-13	1-0-1									
Wolfe	1-3-4	1-1-2	-									

Tackles for Loss-Yards

Ah You	-	-	1-1
Alexander	1-4	1-1	-
Birdine	2-2	1-1	1-7
Clayton	1-1	-	-
Coleman	-	-	1-4
Granger	-	-	1-1
Harris	-	2-11	1-5
Holmes	-	-	1-1
Latimer	1-1	2-4	1-1
Smith	1-1	1-2	-
Thibodeaux	-	-	2-4

Sacks

Alexander	1-4	-	-
Birdine	-	-	1-7

Fumble Recoveries	Player
UAB	Wolfe, 1-0
Washington	D. Pleasant, 1-0
Oregon	Baker, D. Will., 1-0
Middle Tennessee	
Texas	
Iowa State	
Colorado	
Missouri	
Texas A&M	
Texas Tech	
Baylor	
Oklahoma St.	

Fumble Forced	Player
UAB	D. Williams, 1
Washington	Latimer, 1
Oregon	Alexander, Birdine
Middle Tennessee	
Texas	
Iowa State	
Colorado	
Missouri	
Texas A&M	
Texas Tech	
Baylor	
Oklahoma St.	

Interceptions	Player
UAB	na
Washington	na
Oregon	Harris, 2
Middle Tennessee	
Texas	
Iowa State	
Colorado	
Missouri	
Texas A&M	
Texas Tech	
Baylor	
Oklahoma St.	

Pass Deflections	Player
UAB	Clayton, 1
Washington	Alex. 2, D. Will., Wolfe 1
Oregon	Walker 4, Smith 2, Benn., Carter 1
Middle Tennessee	
Texas	
Iowa State	
Colorado	
Missouri	
Texas A&M	
Texas Tech	
Baylor	
Oklahoma St.	





**No. 5/10 Oklahoma 24, UAB 17  
Sept. 2 @ Norman, Okla.**

NORMAN, Okla. -- Adrian Peterson rushed for one touchdown and caught another as Oklahoma withstood a stubborn UAB team, 24-17. A crowd of 84,555, the largest ever to see an OU opener, witnessed the game.

Like the 2005 opener, when the Sooners lost to TCU, 17-10, Oklahoma committed four turnovers. Peterson had one of those, a fumble, but atoned with a four-yard touchdown run and a 69-yard TD reception.

Paul Thompson got the start at quarterback and was impressive. He completed eight of his first 10 and finished 14-of-24 for 227 yards. He was picked off twice, but also had a pair of scoring tosses.

OU trailed only once, 17-14, but scored on its first play after falling behind on the swing pass from Thompson to Peterson.

The two teams combined for just 110 plays, a record for fewest plays in a game over the last 50 seasons.

Score by Quarters	1	2	3	4	Score
UAB.....	0	7	10	0	17
Oklahoma Sooners....	7	0	14	3	24

**Scoring Summary:**

**First Quarter**

8:12 -- OU -- Finley 21 yd pass from Thompson (Hartley kick), 2-46, TOP 0:37, UAB 0 - OU 7

**Second Quarter**

7:17 -- UAB -- White 5 yd run (Mullins kick), 15-80, TOP 7:26, UAB 7 - OU 7

**Third Quarter**

10:32 -- OU -- Peterson 4 yd run (Hartley kick), 6-39, TOP 2:20, UAB 7 - OU 14

7:37 -- UAB -- White 24 yd pass from Hunt (Waters kick), 6-74, TOP 2:46, UAB 14 - OU 14

4:16 -- UAB -- Waters 32 yd field goal, 5-29, TOP 2:29, UAB 17 - OU 14

3:39 -- OU -- Peterson 69 yd pass from Thompson (Hartley kick), 1-69, TOP 0:25, UAB 17 - OU 21

**Fourth Quarter**

14:13 -- OU -- Hartley 30 yd field goal, 5-24 yards, TOP 1:58, UAB 17 - OU 24

**RUSHING:** UAB - Hunt 15-65, Burks 13-38, White 9-23, Elliott 1-5, Williams 1-5; OU - Peterson 24-139, Thompson 4-6. **PASSING:** UAB - Hunt 15-9-0-149-1; Williams 2-2-0-20-0. OU - Thompson 24-14-2-227-2.

**RECEIVING:** UAB - White 4-53-1, Edwards 2-62, Slaughter 2-12, Elliott 1-28, Erwin 1-11, Sigler 1-3, OU - Finley 4-79-1, Kelly 3-28, Strong 3-27, Iglesias 2-10, Peterson 1-69-1, Gresham 1-14.

**INTERCEPTIONS:** UAB - Sanders 1-0, Felder 1-0, OU - na.

**TACKLE LEADERS:** UAB - Evans, King - 7; OU - Alexander, Latimer - 10

**SACKS:** UAB - Register 1-3; OU - Alexander 1-4

**No. 10/15 Oklahoma 37, Washington 20  
Sept. 9 @ Norman, Okla.**

NORMAN, Okla. -- Paul Thompson threw for a career-high 227 yards and Adrian Peterson plowed through Washington's defense for 165 more as Oklahoma thwarted Washington before a gathering of 85,577.

Washington scored on its first play from scrimmage, a 54-yard bolt by Kenny James before the teams settled into a tight first half. The score was tied at 13-all at halftime.

The Sooners then put the game away with 24 unanswered points. The flurry started with a 35-yard pass from Thompson to Kelly, their second hook-up of the day for a touchdown.

Garrett Hartley then added the third of his three field goals before Peterson ran in from 17 yards and one yard to settle the issue.

Kelly posted six grabs for a career-high 121 yards. Hartley made all three field goals, all four PAT kicks and launched touchbacks on seven of his eight kickoffs (the exception was a sky kick in the fourth quarter).

FS Darien Williams led OU with 13 tackles. LB Rufus Alexander added 10. LB Zach Latimer had one of the biggest plays when he forced a fumble at the Sooner eight. The Huskies were trying to close to within three points, but saw the opportunity go by the board when LB Demarrio Pleasant fell on the loose ball.

Score by Quarters	1	2	3	4	Score
Washington.....	7	6	0	7	20
Oklahoma Sooners....	7	6	17	7	37

**Scoring Summary:**

**First Quarter**

12:16 -- UW -- James 54-yard run (Braunstein kick), 1-54, TOP :57, UW 7, OU 0

5:56 -- OU -- Kelly 7-yard pass from Thompson (Hartley kick), 4-22, TOP 2:06, OU 7, UW 7

**Second Quarter**

13:06 -- UW -- Braunstein 32-yard field goal, 9-47, TOP 3:22, UW 10, OU 7

8:58 -- OU -- Hartley 44-yard field goal, 9-36, TOP 3:48, OU 1-, UW 10

3:31 -- UW -- Braunstein 24-yard field goal, 13-73, TOP 5:21, UW 13, OU 10

:49 -- OU -- Hartley 37-yard field goal, 12-55, TOP 2:31, OU 13, UW 13

**Third Quarter**

11:15 -- OU -- Kelly 35-yard pass from Thompson (Hartley kick), 7-69, TOP 1:46, OU 20, UW 13

7:02 -- OU -- Hartley 30-yard field goal, 5-13, TOP 2:01, OU 23, UW 13

:56 -- OU -- Peterson 17-yard run (Hartley kick), 6-92, TOP 2:13, OU 30, UW 13

**Fourth Quarter**

2:48 -- OU -- Peterson 1-yard run (Hartley kick), 9-80, TOP 4:47, OU 37, UW 13

1:27 -- UW -- Shackelford 2- yard pass from Bonnell (Braunstein kick), 6-63, TOP 1:11, OU 37, UW 20

**RUSHING:** UW -- Rankin 17-112, James 10-69, Stanback 12-18, Bonnell 1-5. OU -- Peterson 32-165, Thompson 2-11, Strong 1-5. **PASSING:** UW -- Stanback 9-22-0-139-0, Bonnell 5-7-0-41-1, Rankin 0-1-0-0-0. OU - Thompson 21-33-1-272-2.

**RECEIVING:** UW - Russo 3-70, Shackelford 3-42, Kirton 3-31, Williams 3-22, Reece 1-9, Rankin 1-6. OU -- Kelly 6-121, Iglesias 5-44, Strong 4-45, Finley 2-38, Peterson 2-6, Smith 1-12, Johnson 1-6.

**INTERCEPTIONS:** UW - White 1-11. OU - na.

**TACKLE LEADERS:** UW - White - 12; OU - D. Williams - 13

**SACKS:** UW - Stevens 1-5. OU - na

**No. 18/18 Oregon 34, No. 11/15Oklahoma 33  
Sept. 16 @ Eugene, Ore.**

NORMAN, Okla. -- It will go down at Oregon as one of the greatest wins in school history. It will go down at Oklahoma as one of the school's most controversial losses.

Several disputed calls down the stretch, including replays, marred a thrilling, offensive slugfest. In particular, the touching of the ball and awarding of possession on an Oregon onside kick with 1:06 remaining drew outcry from Oklahoma and many national media.

The Ducks rallied from a 13-point deficit over the final 3:12, then blocked OU's potential game-winning field goal on the final play.

Adrian Peterson starred for the Sooners. He rushed 34 times for 211 yards and one touchdown in the game. He was particularly impressive in the fourth quarter when he gained 145 yards.

Oklahoma trailed early, then built a 33-20 lead in the fourth quarter. A defense that had played well through the second and third periods, faltered in the fourth and wound up surrendering 501 yards on the day.

Score by Quarters	1	2	3	4	Score
Oklahoma Sooners....	3	3	14	13	- 33
Oregon Ducks....	10	3	0	21	- 34

**Scoring Summary:**

**First Quarter**

13:39 -- UO -- Stewart 3-yard run (Martinez kick), 4-76, TOP 1:21, UO 7, OU 0

7:08 -- UO -- Martinez 22-yard field goal, 12-68, TOP 4:24, UO 10, OU 0

2:28 -- OU -- Hartley 41-yard field goal, 9-44, TOP 4:40, UO 10, OU 3

**Second Quarter**

2:01 -- OU -- Hartley 20-yard field goal, 7-17, TOP 4:18, UO 10, OU 6

0:00 -- UO -- Martinez 48-yard field goal, 10-49, TOP 2:01, UO 13, OU 6

**Third Quarter**

8:50 -- OU -- Thompson 1-yard run (Hartley kick), 5-47, TOP 2:34, OU 13, OU 13

3:48 -- OU -- Kelly 31-yard pass from Thompson (Hartley kick), 6-73, TOP 2:55, OU 20, OU 13

**Fourth Quarter**

14:49 -- UO -- Williams 30-yard pass from Dixon (Martinez kick), 11-87, TOP 3:59, UO 20, OU 20

12:19 -- OU -- Peterson 17-yard run (Hartley kick), 7-70, TOP 2:30, OU 27, UO 20

6:46 -- OU -- Hartley 20-yard field goal, 9-32, TOP 2:22, OU 30, UO 20

3:12 -- OU -- Hartley 22-yard field goal, 7-57, TOP 2:22, OU 33, UO 20

1:12 -- UO -- Dixon 16-yard run, 8-65, TOP 2:00, OU 33, UO 27

:46 -- UO -- Paysinger 23-yard pass from Dixon, 2-52, TOP 0:26, UO 34, OU 33

**RUSHING:** OU -- Peterson 34-211, Iglesias 1-2, Patrick 101, Thompson 7-(-7). UO -- Stewart 23-144, Dixon 6-34, Finley 1-0, Leaf 1-(-10). **PASSING:** OU -- Thompson 13-23-0-174-1. UO - Dixon 26-41-2-341-2, Leaf 1-1-0-2-0.

**RECEIVING:** OU -- Iglesias 5-78, Kelly 3-66-1, Pleasant 2-13, Eldridge 1-10, Johnson 1-6, Strong 1-1. UO -- Williams 9-177-1, Rosario 6-46, Stewart 4-33, Kent 3-16, Paysinger 2-58, Finely 2-5, Keeling 1-8.

**INTERCEPTIONS:** OU -- Harris 2-0, UO -- na.

**TACKLE LEADERS:** OU - Carter - 10; UO - Phillips - 14.

**SACKS:** OU - Birdine 1-75. UO - Thurmond 1-2, Chung 1-1.

**2006 Oklahoma Football**  
**Oklahoma Combined Team Statistics (as of Sep 17, 2006)**  
**All games**

<b>RECORD:</b>	<b>OVERALL</b>	<b>HOME</b>	<b>AWAY</b>	<b>NEUTRAL</b>
<b>ALL GAMES.....</b>	<b>(2-1-0)</b>	<b>(2-0-0)</b>	<b>(0-1-0)</b>	<b>(0-0-0)</b>
<b>CONFERENCE.....</b>	<b>(0-0-0)</b>	<b>(0-0-0)</b>	<b>(0-0-0)</b>	<b>(0-0-0)</b>
<b>NON-CONFERENCE.....</b>	<b>(2-1-0)</b>	<b>(2-0-0)</b>	<b>(0-1-0)</b>	<b>(0-0-0)</b>

DATE	OPPONENT	W/L	SCORE	ATTEND
Sep 02, 2006	UAB	W	24-17	84555
Sep 09, 2006	WASHINGTON	W	37-20	84577
Sep 16, 2006 at #18 Oregon		L	33-34	59269

\* denotes conference game

RUSHING	GP	Att	Gain	Loss	Net	Avg	TD	Long	Avg/G
Peterson, Adria	3	90	527	12	515	5.7	4	37	171.7
Thompson, Paul	3	13	33	23	10	0.8	1	12	3.3
Strong, Fred	3	1	5	0	5	5.0	0	5	1.7
Iglesias, Juaqu	3	1	2	0	2	2.0	0	2	0.7
Patrick, Allen	3	1	1	0	1	1.0	0	1	0.3
TEAM	2	1	0	2	-2	-2.0	0	0	-1.0
Total.....	3	107	568	37	531	5.0	5	37	177.0
Opponents.....	3	112	568	71	497	4.4	4	54	165.7

PASSING	GP	Effic	Cmp-Att-Int	Pct	Yds	TD	Lng	Avg/G
Thompson, Paul	3	143.79	48-80-3	60.0	673	5	69	224.3
TEAM	2	0.00	0-1-0	0.0	0	0	0	0.0
Total.....	3	142.01	48-81-3	59.3	673	5	69	224.3
Opponents.....	3	134.08	52-89-2	58.4	692	4	67	230.7

RECEIVING	GP	No.	Yds	Avg	TD	Long	Avg/G
Kelly, Malcolm	3	12	215	17.9	3	42	71.7
Iglesias, Juaqu	3	12	132	11.0	0	37	44.0
Strong, Fred	3	8	73	9.1	0	25	24.3
Finley, Joe Jon	3	6	117	19.5	1	36	39.0
Peterson, Adria	3	3	75	25.0	1	69	25.0
Pleasant, Ian	3	2	13	6.5	0	11	4.3
Johnson, Manuel	2	2	12	6.0	0	6	6.0
Gresham, Jermai	3	1	14	14.0	0	14	4.7
Smith, Reggie	3	1	12	12.0	0	12	4.0
Eldridge, Brody	3	1	10	10.0	0	10	3.3
Total.....	3	48	673	14.0	5	69	224.3
Opponents.....	3	52	692	13.3	4	67	230.7

FIELD GOALS	FGM-FGA	Pct	01-19	20-29	30-39	40-49	50-99	Lg	Blk
Hartley, Garret	8-9	88.9	0-0	3-3	3-3	2-3	0-0	44	1

SCORING	TD	FGs	Kick	Rush	Rcv	Pass	DXP	Saf	Points
Hartley, Garret	0	8-9	10-10	0-0	0	0-0	0	0	34
Peterson, Adria	5	0-0	0-0	0-0	0	0-0	0	0	30
Kelly, Malcolm	3	0-0	0-0	0-0	0	0-0	0	0	18
Finley, Joe Jon	1	0-0	0-0	0-0	0	0-0	0	0	6
Thompson, Paul	1	0-0	0-0	0-0	0	0-0	0	0	6
Total.....	10	8-9	10-10	0-0	0	0-0	0	0	94
Opponents.....	8	5-7	8-8	0-0	0	0-0	0	0	71

SCORE BY QUARTERS	1st	2nd	3rd	4th	Total
Oklahoma.....	17	9	45	23	94
Opponents.....	17	16	10	28	71

TOTAL OFFENSE	G	Plays	Rush	Pass	Total	Avg/G
Thompson, Paul	3	93	10	673	683	227.7
Peterson, Adria	3	90	515	0	515	171.7
Strong, Fred	3	1	5	0	5	1.7
Iglesias, Juaqu	3	1	2	0	2	0.7
Patrick, Allen	3	1	1	0	1	0.3
Total.....	3	188	531	673	1204	401.3
Opponents.....	3	201	497	692	1189	396.3

TEAM STATISTICS	OU	OPP
FIRST DOWNS.....	55	57
Rushing.....	22	27
Passing.....	30	29
Penalty.....	3	1
RUSHING YARDAGE.....	531	497
Yards gained rushing...	568	568
Yards lost rushing.....	37	71
Rushing Attempts.....	107	112
Average Per Rush.....	5.0	4.4
Average Per Game.....	177.0	165.7
TDs Rushing.....	5	4
PASSING YARDAGE.....	673	692
Att-Comp-Int.....	81-48-3	89-52-2
Average Per Pass.....	8.3	7.8
Average Per Catch.....	14.0	13.3
Average Per Game.....	224.3	230.7
TDs Passing.....	5	4
TOTAL OFFENSE.....	1204	1189
Total Plays.....	188	201
Average Per Play.....	6.4	5.9
Average Per Game.....	401.3	396.3
KICK RETURNS: #-YARDS....	11-290	9-179
PUNT RETURNS: #-YARDS....	10-139	6-37
INT RETURNS: #-YARDS....	2-0	3-11
FUMBLES-LOST.....	4-4	5-4
PENALTIES-YARDS.....	20-147	23-176
PUNTS-AVG.....	12-43.4	16-44.2
TIME OF POSSESSION/GAME..	29:59	30:01
3RD-DOWN CONVERSIONS.....	12/37	16/41
4TH-DOWN CONVERSIONS.....	2/2	1/3

INTERCEPTIONS	No.	Yds	Avg	TD	Long
Harris, Nic	2	0	0.0	0	0
Total.....	2	0	0.0	0	0
Opponents.....	3	11	3.7	0	11

PUNTING	No.	Yds	Avg	Long	TB	FC	I20	Blkd
Cohen, Michael	11	483	43.9	55	0	2	4	0
Knall, Mike	1	38	38.0	38	1	0	0	0
Total.....	12	521	43.4	55	1	2	4	0
Opponents.....	16	708	44.2	82	1	1	1	1

PUNT RETURNS	No.	Yds	Avg	TD	Long
Smith, Reggie	10	139	13.9	0	62
Total.....	10	139	13.9	0	62
Opponents.....	6	37	6.2	0	14

KICK RETURNS	No.	Yds	Avg	TD	Long
Iglesias, Juaqu	4	127	31.8	0	33
Peterson, Adria	3	68	22.7	0	28
Smith, Reggie	3	95	31.7	0	55
TEAM	1	0	0.0	0	0
Total.....	11	290	26.4	0	55
Opponents.....	9	179	19.9	0	26

ALL PURPOSE	G	Rush	Rec	PR	KOR	IR	Tot	Avg/G
Peterson, Adria	3	515	75	0	68	0	658	219.3
Iglesias, Juaqu	3	2	132	0	127	0	261	87.0
Smith, Reggie	3	0	12	139	95	0	246	82.0
Kelly, Malcolm	3	0	215	0	0	0	215	71.7
Finley, Joe Jon	3	0	117	0	0	0	117	39.0
Total.....	3	531	673	139	290	0	1633	544.3
Opponents.....	3	497	692	37	179	11	1416	472.0

DEFENSIVE LEADERS	GP	Solo	Ast	Total	TFL/Yds	No-Yds	Int-Yds	BrUp	QBH	Rcv-Yds	FF	Kick	Saf
42 Alexander, Rufu	3	13	15	28	1.5-5	1-4	.	2	2	.	1	.	.
41 Williams, Darie	3	14	11	25	1.0-4	.	.	1	.	1-0	1	.	.

2006 Oklahoma Football

Oklahoma Overall Team Statistics (as of Sep 17, 2006)

All games

TEAM STATISTICS	OU	OPP
SCORING.....	94	71
Points Per Game.....	31.3	23.7
FIRST DOWNS.....	55	57
Rushing.....	22	27
Passing.....	30	29
Penalty.....	3	1
RUSHING YARDAGE.....	531	497
Yards gained rushing.....	568	568
Yards lost rushing.....	37	71
Rushing Attempts.....	107	112
Average Per Rush.....	5.0	4.4
Average Per Game.....	177.0	165.7
TDs Rushing.....	5	4
PASSING YARDAGE.....	673	692
Att-Comp-Int.....	81-48-3	89-52-2
Average Per Pass.....	8.3	7.8
Average Per Catch.....	14.0	13.3
Average Per Game.....	224.3	230.7
TDs Passing.....	5	4
TOTAL OFFENSE.....	1204	1189
Total Plays.....	188	201
Average Per Play.....	6.4	5.9
Average Per Game.....	401.3	396.3
KICK RETURNS: #-YARDS.....	11-290	9-179
PUNT RETURNS: #-YARDS.....	10-139	6-37
INT RETURNS: #-YARDS.....	2-0	3-11
KICK RETURN AVERAGE.....	26.4	19.9
PUNT RETURN AVERAGE.....	13.9	6.2
INT RETURN AVERAGE.....	0.0	3.7
FUMBLES-LOST.....	4-4	5-4
PENALTIES-YARDS.....	20-147	23-176
Average Per Game.....	49.0	58.7
PUNTS-YARDS.....	12-521	16-708
Average Per Punt.....	43.4	44.2
Net punt average.....	38.7	34.3
TIME OF POSSESSION/GAME.....	29:59	30:01
3RD-DOWN CONVERSIONS.....	12/37	16/41
3rd-Down Pct.....	32%	39%
4TH-DOWN CONVERSIONS.....	2/2	1/3
4th-Down Pct.....	100%	33%
SACKS BY-YARDS.....	2-11	4-20
MISC YARDS.....	0	0
TOUCHDOWNS SCORED.....	10	8
FIELD GOALS-ATTEMPTS.....	8-9	5-7
ON-SIDE KICKS.....	0-0	2-2
RED-ZONE SCORES.....	13-14 93%	9-10 90%
RED-ZONE TOUCHDOWNS.....	6-14 43%	5-10 50%
PAT-ATTEMPTS.....	10-10 100%	8-8 100%
ATTENDANCE.....	169132	59269
Games/Avg Per Game.....	2/84566	1/59269
Neutral Site Games.....		0/0

SCORE BY QUARTERS	1st	2nd	3rd	4th	Total
Oklahoma.....	17	9	45	23	94
Opponents.....	17	16	10	28	71

2006 Oklahoma Football  
Oklahoma Overall Individual Statistics (as of Sep 17, 2006)  
All games

RUSHING	GP	Att	Gain	Loss	Net	Avg	TD	Long	Avg/G
Peterson, Adria	3	90	527	12	515	5.7	4	37	171.7
Thompson, Paul	3	13	33	23	10	0.8	1	12	3.3
Strong, Fred	3	1	5	0	5	5.0	0	5	1.7
Iglesias, Juaqu	3	1	2	0	2	2.0	0	2	0.7
Patrick, Allen	3	1	1	0	1	1.0	0	1	0.3
TEAM	2	1	0	2	-2	-2.0	0	0	-1.0
Total.....	3	107	568	37	531	5.0	5	37	177.0
Opponents.....	3	112	568	71	497	4.4	4	54	165.7

PASSING	GP	Effic	Cmp-Att-Int	Pct	Yds	TD	Lng	Avg/G
Thompson, Paul	3	143.79	48-80-3	60.0	673	5	69	224.3
TEAM	2	0.00	0-1-0	0.0	0	0	0	0.0
Total.....	3	142.01	48-81-3	59.3	673	5	69	224.3
Opponents.....	3	134.08	52-89-2	58.4	692	4	67	230.7

RECEIVING	GP	No.	Yds	Avg	TD	Long	Avg/G
Kelly, Malcolm	3	12	215	17.9	3	42	71.7
Iglesias, Juaqu	3	12	132	11.0	0	37	44.0
Strong, Fred	3	8	73	9.1	0	25	24.3
Finley, Joe Jon	3	6	117	19.5	1	36	39.0
Peterson, Adria	3	3	75	25.0	1	69	25.0
Pleasant, Ian	3	2	13	6.5	0	11	4.3
Johnson, Manuel	2	2	12	6.0	0	6	6.0
Gresham, Jermai	3	1	14	14.0	0	14	4.7
Smith, Reggie	3	1	12	12.0	0	12	4.0
Eldridge, Brody	3	1	10	10.0	0	10	3.3
Total.....	3	48	673	14.0	5	69	224.3
Opponents.....	3	52	692	13.3	4	67	230.7

PUNT RETURNS	No.	Yds	Avg	TD	Long
Smith, Reggie	10	139	13.9	0	62
Total.....	10	139	13.9	0	62
Opponents.....	6	37	6.2	0	14

INTERCEPTIONS	No.	Yds	Avg	TD	Long
Harris, Nic	2	0	0.0	0	0
Total.....	2	0	0.0	0	0
Opponents.....	3	11	3.7	0	11

KICK RETURNS	No.	Yds	Avg	TD	Long
Iglesias, Juaqu	4	127	31.8	0	33
Peterson, Adria	3	68	22.7	0	28
Smith, Reggie	3	95	31.7	0	55
TEAM	1	0	0.0	0	0
Total.....	11	290	26.4	0	55
Opponents.....	9	179	19.9	0	26

FUMBLE RETURNS	No.	Yds	Avg	TD	Long
Total.....	0	0	0.0	0	0
Opponents.....	1	2	2.0	0	2



2006 Oklahoma Football  
Oklahoma Overall Individual Statistics (as of Sep 17, 2006)  
All games

SCORING	----- PATs -----								
	TD	FGs	Kick	Rush	Rcv	Pass	DXP	Saf	Points
Hartley, Garret	0	8-9	10-10	0-0	0	0-0	0	0	34
Peterson, Adria	5	0-0	0-0	0-0	0	0-0	0	0	30
Kelly, Malcolm	3	0-0	0-0	0-0	0	0-0	0	0	18
Thompson, Paul	1	0-0	0-0	0-0	0	0-0	0	0	6
Finley, Joe Jon	1	0-0	0-0	0-0	0	0-0	0	0	6
Total.....	10	8-9	10-10	0-0	0	0-0	0	0	94
Opponents.....	8	5-7	8-8	0-0	0	0-0	0	0	71

TOTAL OFFENSE	G	Plays	Rush	Pass	Total	Avg/G
Thompson, Paul	3	93	10	673	683	227.7
Peterson, Adria	3	90	515	0	515	171.7
Strong, Fred	3	1	5	0	5	1.7
Iglesias, Juaqu	3	1	2	0	2	0.7
Patrick, Allen	3	1	1	0	1	0.3
TEAM	2	2	-2	0	-2	-1.0
Total.....	3	188	531	673	1204	401.3
Opponents.....	3	201	497	692	1189	396.3

FIELD GOALS	FGM-FGA	Pct	01-19	20-29	30-39	40-49	50-99	Lg	Blk
Hartley, Garret	8-9	88.9	0-0	3-3	3-3	2-3	0-0	44	1

FG SEQUENCE	Oklahoma	OPPONENTS
UAB	(30)	(32),43
WASHINGTON	(44),(37),(30)	(32),(24)
Oregon	(41),(20),(20),(22),44	(22),51,(48)

Numbers in (parentheses) indicate field goal was made.

PUNTING	No.	Yds	Avg	Long	TB	FC	I20	Blkd
Cohen, Michael	11	483	43.9	55	0	2	4	0
Knall, Mike	1	38	38.0	38	1	0	0	0
Total.....	12	521	43.4	55	1	2	4	0
Opponents.....	16	708	44.2	82	1	1	1	1

KICKOFFS	No.	Yds	Avg	TB	OB	Retn	Net	YdLn
Hartley, Garret	21	1311	62.4	10	2			
Total.....	21	1311	62.4	10	2	179	44.4	20
Opponents.....	13	793	61.0	3	0	290	34.1	30

2006 Oklahoma Football  
Oklahoma Overall Individual Statistics (as of Sep 17, 2006)  
All games

ALL PURPOSE	G	Rush	Rec	PR	KOR	IR	Tot	Avg/G
Peterson, Adria	3	515	75	0	68	0	658	219.3
Iglesias, Juaqu	3	2	132	0	127	0	261	87.0
Smith, Reggie	3	0	12	139	95	0	246	82.0
Kelly, Malcolm	3	0	215	0	0	0	215	71.7
Finley, Joe Jon	3	0	117	0	0	0	117	39.0
Strong, Fred	3	5	73	0	0	0	78	26.0
Gresham, Jermai	3	0	14	0	0	0	14	4.7
Pleasant, Ian	3	0	13	0	0	0	13	4.3
Johnson, Manuel	2	0	12	0	0	0	12	6.0
Thompson, Paul	3	10	0	0	0	0	10	3.3
Eldridge, Brody	3	0	10	0	0	0	10	3.3
Patrick, Allen	3	1	0	0	0	0	1	0.3
TEAM	2	-2	0	0	0	0	-2	-1.0
Total.....	3	531	673	139	290	0	1633	544.3
Opponents.....	3	497	692	37	179	11	1416	472.0

2006 Oklahoma Football

Oklahoma Overall Defensive Statistics (as of Sep 17, 2006)

All games

DEFENSIVE LEADERS	-----Tackles-----				TFL/Yds	-Sacks-	---Pass Def---			-Fumbles-		Blkd	
	GP	Solo	Ast	Total			No-Yds	Int-Yds	BrUp	QBH	Rcv-Yds	FF	Kick
42 Alexander, Rufu	3	13	15	28	1.5-5	1-4	.	2	2	.	1	.	.
41 Williams, Darie	3	14	11	25	1.0-4	.	.	1	.	1-0	1	.	.
46 Latimer, Zach	3	10	14	24	3.5-5	.	.	1	1	.	1	.	.
5 Harris, Nic	3	9	9	18	2.5-16	.	2-0	.	1	.	.	.	.
6 Carter, Jason	2	9	7	16	.	.	.	1	.	.	.	1	.
3 Smith, Reggie	3	9	5	14	1.0-3	.	.	2	.	.	.	.	.
92 Birdine, Larry	3	6	7	13	3.0-9	1-7	.	.	.	.	1	.	.
58 Thibodeaux, Cal	3	4	7	11	2.0-4	.	.	.	1	.	.	.	.
97 Bennett, Cory	3	3	7	10	.	.	.	.	.	.	.	.	.
96 Granger, DeMarc	3	.	6	6	1.0-1	.	.	.	1	.	.	.	.
25 Wolfe, D.J.	3	2	4	6	.	.	.	1	.	1-0	.	.	.
22 Clayton, Keenan	3	1	4	5	0.5-1	.	.	1	.	.	.	.	.
16 Baker, Lewis	3	4	1	5	.	.	.	.	.	1-0	.	.	.
99 Ah You, C.J.	3	3	2	5	.	.	.	.	4	.	.	.	.
90 Coleman, Steven	3	1	3	4	1.0-4	.	.	.	.	.	.	.	.
40 Lofton, Curtis	3	1	3	4	.	.	.	.	.	.	.	.	.
11 Holmes, Lendy	3	2	2	4	1.0-1	.	.	.	.	.	.	.	.
24 Walker, Marcus	3	3	.	3	.	.	.	4	.	.	.	.	.
51 Pleasant, Demar	3	1	1	2	.	.	.	.	.	1-0	.	.	.
21 Gutierrez, Jaco	3	1	1	2	.	.	.	.	.	.	.	.	.
23 Patrick, Allen	3	2	.	2	.	.	.	.	.	.	.	.	.
52 Shaw, Derek	3	.	1	1	.	.	.	.	.	.	.	.	.
98 Williams, John	1	1	.	1	.	.	.	.	.	.	.	.	.
20 Carter, Quinton	2	.	1	1	.	.	.	.	.	.	.	.	.
91 Dotson, Alonzo	1	1	.	1	.	.	.	.	.	.	.	.	.
Total.....	3	100	111	211	18-53	2-11	2-0	13	10	4-0	4	1	.
Opponents.....	3	110	104	214	13-39	4-20	3-11	4	4	3-2	3	1	.

2006 Oklahoma Football  
Oklahoma Team Game-by-Game Comparison (as of Sep 17, 2006)  
All games

Opponent	Score	-----FIRST DOWNS-----				---RUSHING---	-----PASSING-----			--TOTAL OFFENSE--	Return	Turn-
	Total	Rush	Pass	Pen	Number-Yards	Comp-Att-Int	Yards	Plays-Yards	Yards	Overs		
	----	--/--	--/--	--/--	-----/-----	-----/-----	--/--	----- / -----	--/--	--/--		
UAB.....	24-17	14/14	5/8	9/6	0/0	29-143 / 40-135	14-24- 2 / 11-17- 0	227/169	53-370 / 57-304	181/75	4/1	
WASHINGTON.....	37-20	22/17	10/8	12/9	0/0	35-181 / 40-204	21-33- 1 / 14-30- 0	272/180	68-453 / 70-384	128/40	2/1	
Oregon.....	33-34	19/26	7/11	9/14	3/1	43-207 / 32-158	13-24- 0 / 27-42- 2	174/343	67-381 / 74-501	120/114	1/4	
Totals.....	94-71	55/57	22/27	30/29	3/1	107-531 / 112-497	48-81- 3 / 52-89- 2	673/692	188-1204 / 201-1189	429/229	7/6	

Note: Game totals are displayed in the format TEAM/OPPONENT for each category

Opponent	3rd Down		4th Down		Time of		TOP	Avg	Avg	Avg	Punting		----PENALTIES----	
	Conversions		Conversions		Possession		Margin	Yds/Rush	Yds/Pass	Yds/Play	Number-Avg		No-Yds	No-Yds
	-----/-----	-----/-----	-----/-----	-----/-----	-----/-----	-----	-----	-----/-----	-----/-----	-----/-----	-----/-----	-----/-----	-----/-----	
UAB.....	3-11 / 2-11	0-0 / 0-0	24:46 / 35:14	-10:28	4.9/3.4	9.5/9.9	7.0/5.3	4-40.0 / 7-44.3	5-40 / 11-77					
WASHINGTON.....	5-12 / 6-16	1-1 / 0-2	30:43 / 29:17	1:26	5.2/5.1	8.2/6.0	6.7/5.5	3-44.3 / 6-48.3	7-38 / 6-50					
Oregon.....	4-14 / 8-14	1-1 / 1-1	34:28 / 25:32	8:56	4.8/4.9	7.2/8.2	5.7/6.8	5-45.6 / 3-36.0	8-69 / 6-49					
Totals.....	12-37 / 16-41	2-2 / 1-3	89:57 / 90:03	0:06	5.0/4.4	8.3/7.8	6.4/5.9	12-43.4 / 16-44.2	20-147 / 23-176					

Note: Game totals are displayed in the format TEAM/OPPONENT for each category

## 2006 Oklahoma Football

Oklahoma Game Superlatives (as of Sep 17, 2006)

All games

## INDIVIDUAL GAME HIGHS

Rushes.....	34	Peterson, Adria at Oregon (Sep 16, 2006)
Yards Rushing.....	211	Peterson, Adria at Oregon (Sep 16, 2006)
TD Rushes.....	2	Peterson, Adria vs WASHINGTON (Sep 09, 2006)
Long Rush.....	37	Peterson, Adria vs UAB (Sep 02, 2006)
Pass attempts.....	33	Thompson, Paul vs WASHINGTON (Sep 09, 2006)
Pass completions....	21	Thompson, Paul vs WASHINGTON (Sep 09, 2006)
Yards Passing.....	272	Thompson, Paul vs WASHINGTON (Sep 09, 2006)
TD Passes.....	2	Thompson, Paul vs UAB (Sep 02, 2006)
		Thompson, Paul vs WASHINGTON (Sep 09, 2006)
Long Pass.....	69	Thompson, Paul vs UAB (Sep 02, 2006)
Receptions.....	6	Kelly, Malcolm vs WASHINGTON (Sep 09, 2006)
Yards Receiving.....	121	Kelly, Malcolm vs WASHINGTON (Sep 09, 2006)
TD Receptions.....	2	Kelly, Malcolm vs WASHINGTON (Sep 09, 2006)
Long Reception.....	69	Peterson, Adria vs UAB (Sep 02, 2006)
Field Goals.....	4	Hartley, Garret at Oregon (Sep 16, 2006)
Long Field Goal.....	44	Hartley, Garret vs WASHINGTON (Sep 09, 2006)
Punts.....	5	Cohen, Michael at Oregon (Sep 16, 2006)
Punting Avg.....	45.6	Cohen, Michael at Oregon (Sep 16, 2006)
Long Punt.....	55	Cohen, Michael at Oregon (Sep 16, 2006)
Long Punt Return....	62	Smith, Reggie vs WASHINGTON (Sep 09, 2006)
Long Kickoff Return.	55	Smith, Reggie at Oregon (Sep 16, 2006)
Tackles.....	13	Williams, Darie vs WASHINGTON (Sep 09, 2006)
Sacks.....	1.0	Alexander, Rufu vs UAB (Sep 02, 2006)
		Birdine, Larry at Oregon (Sep 16, 2006)
Tackles For Loss....	2.0	Latimer, Zach vs WASHINGTON (Sep 09, 2006)
		Thibodeaux, Cal at Oregon (Sep 16, 2006)
Interceptions.....	2	Harris, Nic at Oregon (Sep 16, 2006)



2006 Oklahoma Football  
Oklahoma Game Superlatives (as of Sep 17, 2006)  
All games

TEAM GAME HIGHS

Rushes.....	43	at Oregon (Sep 16, 2006)
Yards Rushing.....	207	at Oregon (Sep 16, 2006)
Yards Per Rush.....	5.2	vs WASHINGTON (Sep 09, 2006)
TD Rushes.....	2	vs WASHINGTON (Sep 09, 2006) at Oregon (Sep 16, 2006)
Pass attempts.....	33	vs WASHINGTON (Sep 09, 2006)
Pass completions....	21	vs WASHINGTON (Sep 09, 2006)
Yards Passing.....	272	vs WASHINGTON (Sep 09, 2006)
Yards Per Pass.....	9.5	vs UAB (Sep 02, 2006)
TD Passes.....	2	vs UAB (Sep 02, 2006) vs WASHINGTON (Sep 09, 2006)
Total Plays.....	68	vs WASHINGTON (Sep 09, 2006)
Total Offense.....	453	vs WASHINGTON (Sep 09, 2006)
Yards Per Play.....	7.0	vs UAB (Sep 02, 2006)
Points.....	37	vs WASHINGTON (Sep 09, 2006)
Sacks By.....	1	vs UAB (Sep 02, 2006) at Oregon (Sep 16, 2006)
First Downs.....	22	vs WASHINGTON (Sep 09, 2006)
Penalties.....	8	at Oregon (Sep 16, 2006)
Penalty Yards.....	69	at Oregon (Sep 16, 2006)
Turnovers.....	4	vs UAB (Sep 02, 2006)
Interceptions By....	2	at Oregon (Sep 16, 2006)

2006 Oklahoma Football  
Oklahoma Game Superlatives (as of Sep 17, 2006)  
All games

OPPONENT INDIVIDUAL GAME HIGHS

Rushes.....	23	Stewart,J., at Oregon (Sep 16, 2006)
Yards Rushing.....	144	Stewart,J., at Oregon (Sep 16, 2006)
TD Rushes.....	1	WHITE, Corey, vs UAB (Sep 02, 2006)
		James, Kenny, vs WASHINGTON (Sep 09, 2006)
		Stewart,J., at Oregon (Sep 16, 2006)
		Dixon,Dennis, at Oregon (Sep 16, 2006)
Long Rush.....	54	James, Kenny, vs WASHINGTON (Sep 09, 2006)
Pass attempts.....	41	Dixon,Dennis, at Oregon (Sep 16, 2006)
Pass completions....	26	Dixon,Dennis, at Oregon (Sep 16, 2006)
Yards Passing.....	341	Dixon,Dennis, at Oregon (Sep 16, 2006)
TD Passes.....	2	Dixon,Dennis, at Oregon (Sep 16, 2006)
Long Pass.....	67	Dixon,Dennis, at Oregon (Sep 16, 2006)
Receptions.....	9	Williams,Jaison, at Oregon (Sep 16, 2006)
Yards Receiving.....	177	Williams,Jaison, at Oregon (Sep 16, 2006)
TD Receptions.....	1	WHITE, Corey, vs UAB (Sep 02, 2006)
		Shackelford, S., vs WASHINGTON (Sep 09, 2006)
		Williams,Jaison, at Oregon (Sep 16, 2006)
		Paysinger,Brian, at Oregon (Sep 16, 2006)
Long Reception.....	67	Williams,Jaison, at Oregon (Sep 16, 2006)
Field Goals.....	2	Braunstein, M., vs WASHINGTON (Sep 09, 2006)
		Martinez,Paul, at Oregon (Sep 16, 2006)
Long Field Goal.....	48	Martinez,Paul, at Oregon (Sep 16, 2006)
Punts.....	7	MULLINS, Parker, vs UAB (Sep 02, 2006)
Punting Avg.....	56.0	Douglas, Sean, vs WASHINGTON (Sep 09, 2006)
Long Punt.....	82	Douglas, Sean, vs WASHINGTON (Sep 09, 2006)
Long Punt Return....	14	Johnson,J., at Oregon (Sep 16, 2006)
Long Kickoff Return.	26	ELLIOTT, M., vs UAB (Sep 02, 2006)
Tackles.....	14	Phillips,Blair, at Oregon (Sep 16, 2006)
Sacks.....	1.0	REGISTER, B., vs UAB (Sep 02, 2006)
		Stevens, Chris, vs WASHINGTON (Sep 09, 2006)
		Thurmond,Walter, at Oregon (Sep 16, 2006)
		Tuitele,A.J., at Oregon (Sep 16, 2006)
Tackles For Loss....	2.0	Phillips,Blair, at Oregon (Sep 16, 2006)
Interceptions.....	1	SANDERS, Kevin, vs UAB (Sep 02, 2006)
		FELDER, Chris, vs UAB (Sep 02, 2006)
		White, Scott, vs WASHINGTON (Sep 09, 2006)

2006 Oklahoma Football  
Oklahoma Game Superlatives (as of Sep 17, 2006)  
All games

OPPONENT TEAM GAME HIGHS

Rushes.....	40	vs UAB (Sep 02, 2006) vs WASHINGTON (Sep 09, 2006)
Yards Rushing.....	204	vs WASHINGTON (Sep 09, 2006)
Yards Per Rush.....	5.1	vs WASHINGTON (Sep 09, 2006)
TD Rushes.....	2	at Oregon (Sep 16, 2006)
Pass attempts.....	42	at Oregon (Sep 16, 2006)
Pass completions....	27	at Oregon (Sep 16, 2006)
Yards Passing.....	343	at Oregon (Sep 16, 2006)
Yards Per Pass.....	9.9	vs UAB (Sep 02, 2006)
TD Passes.....	2	at Oregon (Sep 16, 2006)
Total Plays.....	74	at Oregon (Sep 16, 2006)
Total Offense.....	501	at Oregon (Sep 16, 2006)
Yards Per Play.....	6.8	at Oregon (Sep 16, 2006)
Points.....	34	at Oregon (Sep 16, 2006)
Sacks By.....	2	at Oregon (Sep 16, 2006)
First Downs.....	26	at Oregon (Sep 16, 2006)
Penalties.....	11	vs UAB (Sep 02, 2006)
Penalty Yards.....	77	vs UAB (Sep 02, 2006)
Turnovers.....	4	at Oregon (Sep 16, 2006)
Interceptions By....	2	vs UAB (Sep 02, 2006)

2006 Oklahoma Football  
Oklahoma By-Quarter Statistics (as of Sep 17, 2006)  
All games

3rd-Down Conversions

Date	Opponent	Score	Overall	1st Qtr	2nd Qtr	3rd Qtr	4th Qtr	OT	Qtr
Sep 02	UAB.....	W 24-17	3-11 27.3%	3-4 75.0%	0-3 0.0%	0-0 0.0%	0-4 0.0%		
Sep 09	WASHINGTON.....	W 37-20	5-12 41.7%	1-3 33.3%	2-4 50.0%	2-3 66.7%	0-2 0.0%		
Sep 16	at Oregon.....	L 33-34	4-14 28.6%	0-2 0.0%	0-4 0.0%	3-4 75.0%	1-4 25.0%		
	Oklahoma		12-37 32.4%	4-9 44.4%	2-11 18.2%	5-7 71.4%	1-10 10.0%	0-0	0.0%
	Opponents		16-41 39.0%	3-8 37.5%	8-14 57.1%	3-10 30.0%	2-9 22.2%	0-0	0.0%

4th-Down Conversions

Date	Opponent	Score	Overall	1st Qtr	2nd Qtr	3rd Qtr	4th Qtr	OT	Qtr
Sep 02	UAB.....	W 24-17	0-0 0.0%	0-0 0.0%	0-0 0.0%	0-0 0.0%	0-0 0.0%		
Sep 09	WASHINGTON.....	W 37-20	1-1 100.0%	0-0 0.0%	0-0 0.0%	0-0 0.0%	1-1 100.0%		
Sep 16	at Oregon.....	L 33-34	1-1 100.0%	0-0 0.0%	0-0 0.0%	0-0 0.0%	1-1 100.0%		
	Oklahoma		2-2 100.0%	0-0 0.0%	0-0 0.0%	0-0 0.0%	2-2 100.0%	0-0	0.0%
	Opponents		1-3 33.3%	0-0 0.0%	0-0 0.0%	0-0 0.0%	1-3 33.3%	0-0	0.0%

Time of Possession

Date	Opponent	Score	Overall	1st Qtr	2nd Qtr	3rd Qtr	4th Qtr	OT	Qtr
Sep 02	UAB.....	W 24-17	24:46	8:43	3:47	5:00	7:16		
Sep 09	WASHINGTON.....	W 37-20	30:43	8:43	6:50	7:01	8:09		
Sep 16	at Oregon.....	L 33-34	34:28	6:47	9:07	7:57	10:37		
	Oklahoma	Total	89:57	24:13	19:44	19:58	26:02	0:00	
		Avg.	29:59	8:04	6:34	6:39	8:40	0:00	
	Opponents	Total	90:03	20:47	25:16	25:02	18:58	0:00	
		Avg.	30:01	6:55	8:25	8:20	6:19	0:00	

**2006 Oklahoma Football**  
**Oklahoma Red-Zone Results (as of Sep 17, 2006)**  
**All games**

Oklahoma Inside Opponent Red-Zone

Date	Opponent	Score	Times			Total Pts	Rush			Pass		FGs		---- Failed to score inside RZ ----			
			In RZ	Times Scored			TDs	TDs	TDs	Made	FGA	Downs	Int	Fumb	Half	Game	
Sep 02	UAB.....	W 24-17	3	2	10	1	1	0	1	0	0	1	0	0	0		
Sep 09	WASHINGTON.....	W 37-20	5	5	27	3	2	1	2	0	0	0	0	0			
Sep 16	at Oregon.....	L 33-34	6	6	26	2	2	0	4	0	0	0	0	0			
Totals			14	13	63	6	5	1	7	0	0	1	0	0			
13 of 14 (92.9%)																	

Opponents Inside Oklahoma Red-Zone

Date	Opponent	Score	Times			Total Pts	Rush			Pass		FGs		---- Failed to score inside RZ ----			
			In RZ	Times Scored			TDs	TDs	TDs	Made	FGA	Downs	Int	Fumb	Half	Game	
Sep 02	UAB.....	W 24-17	3	3	17	2	1	1	1	0	0	0	0	0			
Sep 09	WASHINGTON.....	W 37-20	4	3	13	1	0	1	2	0	0	0	1	0			
Sep 16	at Oregon.....	L 33-34	3	3	17	2	2	0	1	0	0	0	0	0			
Totals			10	9	47	5	3	2	4	0	0	0	1	0			
9 of 10 (90.0%)																	