



OKLAHOMA FOOTBALL

7 NATIONAL CHAMPIONSHIPS ♦ 29 BOWL CHAMPIONSHIPS ♦ 48 CONFERENCE CHAMPIONSHIPS ♦ 12 BIG 12 CHAMPIONSHIPS ♦ 39 10-WIN SEASONS
166 FIRST-TEAM ALL-AMERICANS ♦ 497 FIRST-TEAM ALL-CONFERENCE SELECTIONS ♦ 7 HEISMAN TROPHY WINNERS ♦ 92 NATIONAL AWARD WINNERS

SERIES HISTORY

OverallOU leads 75-6-2
In NormanOU leads 38-4-1
Big 12 EraOU leads 14-1
Last MeetingOU won 37-27 (9/15/18 in Ames)

TELEVISION: FOX

Play-by-PlayJoe Davis
AnalystBrock Huard
Sideline ReporterBruce Feldman

RADIO: SOONER SPORTS NETWORK

FLAGSHIP KRXX 107.7 FM
FREE ONLINE: Tuneln.com
SIRIUS 138; XM 199

Play-by-PlayToby Rowland
AnalystMerv Johnson
AnalystTeddy Lehman
Sideline AnalystGabe Ikard
Sideline ReporterChris Plank

OU SPANISH RADIO

ÉXITOS 96.5 FM (OKC); 101.5 FM EL PATRÓN (Tulsa)
FREE ONLINE: Tuneln.com

Play-by-PlayEnrique Vasquez
AnalystLuis Rendón

NAT'L RADIO: ESPN

Play-by-PlaySean Kelley
AnalystBarrett Jones
Sideline ReporterIan Fitzsimmons

PREGAME TV: FS SOUTHWEST

"Sooner Sports Game Day"10 a.m. CT

SOCIAL MEDIA: #SOONERS

Twitter/Instagram@OU_Football
FacebookOklahoma Football



GAME 9

9/9/8 OKLAHOMA (7-1, 4-1) vs. IOWA STATE (5-3, 3-2)

Saturday, Nov. 9, 2019 ■ 7 p.m. CT ■ Norman, Okla. ■ Gaylord Family - Oklahoma Memorial Stadium (80,126)



SOONERS

Head Coach: Lincoln Riley
Record at OU: 31-5 (3rd Year)
Career Record: Same
Last: Lost 48-41 at Kansas State



CYCLONES

Head Coach: Matt Campbell
Record at ISU: 24-22 (4th Year)
Career Record: 59-37 (8th Year)
Last: Lost 34-27 vs. Oklahoma State

OPENING KICK

► No. 9/9/8 Oklahoma (7-1, 4-1) goes for its 15th consecutive home win when it hosts Iowa State (5-3, 3-2) on Saturday at 7 p.m. CT. The contest will be televised nationally by FOX with **Joe Davis, Brock Huard** and **Bruce Feldman** announcing.

► Oklahoma is 16-1 at home under head coach **Lincoln Riley**, with the only defeat coming two years ago at the hands of Iowa State, 38-31.

► OU owns a 75-6-2 (.916) all-time record against Iowa State and is 46-2-1 (.949) in the last 49 meetings. It is 38-4-1 (.895) vs. the Cyclones in Norman. In the Big 12 era, the Sooners hold a 14-1 series advantage (7-1 at home).

► The Sooners' .916 series winning percentage against Iowa State is the best by one FBS program against another (minimum of 50 games played).

► Since the start of the 1999 season (which was **Bob Stoops'** first as OU head coach), the Sooners are 13-1 against Iowa State, with all 13 wins coming by double digits. The average score in those 14 contests has been 39-13. In OU's seven home games against ISU during that period, it has outscored the Cyclones 292-76 (average of 42-11).

► Oklahoma has been ranked in the AP's top 10 in 48 of the last 49 polls. The only time it wasn't during that stretch was following its 2017 loss to Iowa State (fell from third to 12th).


► Iowa State's only two wins against the Sooners since 1961 came in 1990 (33-31) and 2018 (38-31), both in Norman. ISU's six overall wins in the series have come by 1, 2, 4, 6, 7 and 13 points (average of 5.5 points). Its 13-point victory came in the first meeting in 1928 in Ames.

► Among teams that have played eight games, OU is the nation's only one this season with at least 24 rushing touchdowns (25) and 24 passing TDs (24) each. UCF has 25 rushing TDs and 29 passing TDs in nine games.

► In a stat that speaks to OU's success on both sides of the ball, the Sooners have run 27 fewer plays than their opponents this season (502-529) but have outgained them by a staggering 2,077 yards (4,787-2,710). OU leads the nation in total offense (598.4 ypg) despite ranking 123rd in plays per game (just 62.8).

► The Sooners have scored at least 34 points in 18 straight games — good for the longest streak in school history — and in 29 of the last 30. The 18-game streak is the second longest nationally since at least 1980 (Oregon did it in 23 consecutive games in 2011 and '12).

► OU is 16-3 overall and 9-3 in home games as the AP's No. 9 team. Against unranked foes, it is 12-1 (8-1 at home) as the No. 9 squad. The lone loss to an unranked team was against West Virginia in 1982 (41-27).



Maxwell Award semifinalist Jalen Hurts is one of two players nationally since at least 1996 to average over 300 passing yards and 100 rushing yards through the first eight games of a season (the other was Lamar Jackson in 2016 and '17). Hurts leads the country in pass efficiency rating (224.3; FBS record is 199.4), yards per pass attempt (13.7; FBS record is 11.6), yards per completion (18.6; FBS record is 17.5) and points responsible for per game (25.8).

HURTS SO GOOD

A look at some of Jalen Hurts' 2019 national offensive ranks:

CATEGORY	STAT	RANK
Yards/Pass Attempt	13.7	1st
Yards/Completion	18.6	1st
Pass Effic. Rating	224.3	1st
Pts. Responsible For	25.8	1st
Total Offense	408.8	2nd
Yards/Rush	7.8	3rd
Completion Pct.	73.9	4th
Pass Yards/Game	308.6	10th
Rush Yards/Game	100.1	27th

2019 SCHEDULE



HOUSTON
Sept. 1
6:30 p.m. CT
W, 49-31



SOUTH DAKOTA
Sept. 7
6 p.m. CT
W, 70-14



@UCLA
Sept. 14
7 p.m. CT
W, 48-14



TEXAS TECH
Sept. 28
11 a.m. CT
W, 55-16



@KANSAS
Oct. 5
11 a.m. CT
W, 45-20



vs. TEXAS
Oct. 12
11 a.m. CT
W, 34-27



WEST VIRGINIA
Oct. 19
11 a.m. CT
W, 52-14



@K-STATE
Oct. 26
11 a.m. CT
L, 41-48



IOWA STATE
Nov. 9
7 p.m. CT
FOX



@BAYLOR
Nov. 16
6:30 p.m. CT
ABC



TCU
Nov. 23



@OKLA. STATE
Nov. 30

OU ATHLETICS COMMUNICATIONS FOOTBALL CONTACTS



MIKE HOUCK
 Assistant AD/Communications
 Office: (405) 325-8227
 Cell: (405) 249-5892
 Email: mhouck@ou.edu



ERIC HOLLIER
 Associate Director
 Office: (405) 325-6449
 Cell: (405) 570-9228
 Email: ehollier@ou.edu



PATRICK DUNN
 Communications Assistant
 Office (405) 325-4274
 Email: patrickjdunn@ou.edu

HEAD COACH LINCOLN RILEY

Alma Mater: Texas Tech, 2006
 Career Record: 31-5 (.881); 3rd Year
 Record at OU: Same
 Big 12 Record: 20-3 (.870)

ASSISTANT COACHES

	LOCATION
Alex Grinch (Defensive Coordinator/Safeties)	SL
Cale Gundy (Co-Off. Coord./Inside Receivers)	PB
Bill Bedenbaugh (Co-Off. Coord./Off. Line)	SL
Ruffin McNeill (Asst. Head Coach/OLBs)	PB
Shane Beamer (Asst. HC Off./TEs & H-Backs)	SL
Dennis Simmons (Outside Receivers)	SL
Jay Boulware (Special Teams/Running Backs)	PB
Calvin Thibodeaux (Defensive Line)	SL
Roy Manning (Cornerbacks)	SL
Brian Odom (Inside Linebackers)	SL

TEAM HISTORY

First Year: 1895 (this is 125th season)
 All-Time Record: 903-326-53 (.725)
 All-Time Conference Record: 504-154-22 (.757)
 All-Time Big 12 Record: 149-48 (.756)
 All-Time Bowl Record: 29-22-1 (.567)
 National Championships (AP): 7
 Years: 1950, '55, '56, '74, '75, '85, 2000
 Conference Championships: 48
 Big 12 Championships: 12
 2000, '02, '04, '06, '07, '08, '10, '12, '15, '16, '17, '18
 Undefeated Seasons: 14
 10-Plus-Win Seasons: 39 (most in nation)

STADIUM INFORMATION

Name: Gaylord Family – Oklahoma Memorial Stadium
 Field Name: Owen Field
 Capacity: 80,126
 Surface: Natural Grass
 First Year: 1923
 Record at Stadium: 398-87-16 (.810)

UNIVERSITY INFORMATION

Location: Norman, Okla.
 Founded: 1890
 Enrollment: 31,702
 Colors: Crimson and Cream
 Interim President: Joseph Harroz Jr.
 Athletics Director: Joe Castiglione

KEY STORYLINES

- ▶ Oklahoma has not lost back-to-back regular season games since Oct. 2 and 9, 1999, which was **Bob Stoops'** first season as head coach. That's good for the nation's longest such active stretch (Alabama hasn't lost consecutive regular-season games since 2007). The Sooners have won 39 straight regular-season contests following a regular-season loss.
- ▶ OU defensive coordinator **Alex Grinch** and Iowa State head coach **Matt Campbell** were teammates at the University of Mount Union in Alliance, Ohio, from 1999 through 2001 and won NCAA Division III titles in 2000 and 2001 (Grinch also won one in 1998 and Campbell won another in 2002). Grinch was a safety under head coach Larry Kehres while Campbell was a defensive lineman.
- ▶ OU has won 17 straight November games (last loss on Nov. 8, 2014, vs. Baylor). Since the start of the 2000 season, it is 61-11 (.847) in the month.
- ▶ Saturday's game will feature two of the nation's top offenses, with Oklahoma ranking first in total offense (598.4 ypg) and scoring (49.2 ppg), and Iowa State ranking 16th (479.5 ypg) and 26th (35.9 ppg). OU quarterback **Jalen Hurts** (408.8) and Iowa State signal caller **Brock Purdy** (345.4) rank first and second in the Big 12 and second and fifth nationally in total offense. Purdy averages a league-high 320.9 passing yards per game while Hurts ranks second at 308.6.
- ▶ Hurts has recorded five passing efficiency ratings of at least 245.0 this year and is the only FBS player since at least 1996 to record more than three such outings (min. 15 attempts) in a season. He ranks first nationally with his 224.3 season pass efficiency rating and owns five of the nation's top 18 figures this year (national-best 308.5 vs. West Virginia, 253.6 vs. South Dakota, 251.3 vs. Houston, 249.0 vs. Texas Tech and 245.9 at UCLA). Hurts also averages 100.1 rushing yards per contest and ranks third in the country by averaging 7.8 yards per carry. His 408.8 yards of total offense per game are more than 64 FBS teams and 30 Power Five squads average.

▶ Oklahoma is averaging a nation-leading 598.4 offensive yards per game, which is 47 yards more than the next highest average (551.0 by UCF). Making that even more impressive is the fact the Sooners rank 123rd out of 130 teams by averaging just 62.8 plays per game. OU averages 9.5 yards per play, which is 1.8 yards more than the team with the second-highest average (7.7 by Alabama). Last year, OU set the FBS single-season record by averaging 8.6 yards per play.

▶ The Sooners led the nation last year in both yards per pass attempt (11.3) and yards per rush (6.6), and so far this season they are doing it again. OU ranks first nationally with its 12.8 yards per pass attempt (FBS record is 11.7 by OU in 2017) and with its 7.1 yards per rush (school record is 7.1 in 1971).

▶ OU boasts one of the nation's best 1-2 receiver punches in junior **CeeDee Lamb** and redshirt sophomore **Charleston Rambo**. Lamb ranks third nationally in touchdown receptions (11), fourth in yards per catch (22.7) and 12th in receiving yards per game (102.0). Rambo ranks fifth in the nation with his 22.4 yards per grab and averages 69.9 yards per contest (has five TD catches). The duo has combined for 10 catches of at least 45 yards this season (Lamb has receptions of 45, 48, 51, 65, 70 and 71 yards while Rambo has grabs of 48 [two], 56 and 74 yards).

HOME IS WHERE THE "W" IS

▶ Oklahoma has won two more Big 12 championships over the last 20 years (12) than it has lost home games. OU is 117-10 (.921) at Gaylord Family – Oklahoma Memorial Stadium since the start of the 1999 season, with all 127 of those games sellouts. It is the best home winning percentage among Power Five schools over the last 20 seasons (Ohio State is next at .890). OU has outscored opponents by an average of 43-17 in those games. No school has won more than two Big 12 titles since the Sooners won their first in 2000.

RECAPPING THE LOSS AT KANSAS STATE

▶ Oklahoma's 22-game true road winning streak came to an end in a 48-41 loss at Kansas State two weeks ago. It was the Sooners' first true road defeat in 1,848 days (Oct. 4, 2014) at TCU.

▶ After taking a 10-0 lead, No. 5/5 OU was outscored 48-31, including 17-0 in the third quarter. The Sooners committed two turnovers, both of which resulted in K-State touchdowns, while the Wildcats had no turnovers. Entering the day, OU had not surrendered a touchdown on the possession following a turnover this season.

▶ Kansas State held a 38:08-21:52 advantage in time of possession. The margin in the third quarter was 11:25 to 3:35.

▶ **Jalen Hurts** completed 19 of 26 pass attempts for 395 yards and a touchdown while running 19 times for 96 yards and three scores without a turnover. His 491 yards of total offense were the most by a Big 12 player in league play this season.

▶ **CeeDee Lamb** finished with five catches for 132 yards, one of them a 70-yard touchdown early in the fourth quarter. **Nick Basquine** also notched a 70-yard reception to set up OU's first TD of the day.

NATION'S TOP OFFENSE

A look at OU's 2019 national offensive ranks:

CATEGORY	STAT	RANK
Total Offense	598.4	1st
Yards/Play	9.5	1st
Yards/Rush	7.1	1st
Yards/Pass Attempt	12.8	1st
Pass Effic. Rating	212.9	1st
Scoring Offense	49.2	1st
Passing Offense	346.2	4th
Completion Pct.	72.2	5th
Rushing Offense	252.1	11th
3rd Down Conv. Pct.	45.8%	23rd

YARDS-PER-PLAY LEADERS

Oklahoma led the nation with its 8.3 yards per play in 2017 (the previous single-season school record was 7.6 in 1971) and then set an FBS record with its 8.6 yards per play last season. OU now owns the No. 1 and No. 3 spots on the FBS all-time single-season list.

So far this season, the Sooners pace the country by averaging 9.5 yards per play. No other team averages more than 7.7:

TEAM	YDS/PLAY
Oklahoma	9.5
Alabama	7.7
Clemson	7.6
Washington State	7.6
LSU	7.6

YARDS-PER-GAME LEADERS

OU leads the nation with its 598 yards per game, which is 47 yards more than the team with the next-highest average.

TEAM	YDS/GAME
Oklahoma	598.4
UCF	551.0
Clemson	545.4
LSU	535.9
Washington State	521.9

LONG-DISTANCE DIALERS

Since the start of the 2015 season (when Lincoln Riley took over as OU's offensive play-caller), the Sooners have scored 83 offensive touchdowns of 40-plus yards. That's 22 more than the Power Five program with the next most (Alabama has 61 in five more games).

PROGRAM	GAMES	TDs of 40+ YDs
Oklahoma	62	83
Memphis	61	77
Alabama	67	61
Clemson	68	62
South Florida	59	58

2019 TEAM STATS COMPARISON

	OU	ISU
Points/Game	49.2	35.9
Points Allowed/Game	23.0	22.9
1st Downs/Game	25.1	24.8
1st Downs Allowed/Game	20.5	18.6
Rush Yards/Game	252.1	151.1
Rush Yards Allowed/Game	138.4	116.3
Pass Yards/Game	346.2	328.4
Pass Yards Allowed/Game	200.4	226.1
Total Offense/Game	598.4	479.5
Total Defense/Game	338.8	342.4
INT Thrown/INT Made	4/4	4/7
Turnover Margin	-2	-3
Sacks By/Allowed/Game	2.9/0.9	2.3/1.5
3rd Down Off./Def.	45.8/30.0	41.1/40.2
Red Zone Off./Def.	91.0/92.3	94.4/85.0
Kickoff Return Average	16.2	20.3
Punt Return Average	7.7	5.6
Penalties/Yards Per Game	7.4/81.4	4.0/34.6
Field Goals	12-14	10-16

2019 NCAA RANKS COMPARISON

	OU	ISU
Points/Game	1st	26th
Points Allowed/Game	41st	40th
First Downs/Game	12th	16th
First Downs Allowed/Game	63rd	33rd
Rush Yards/Game	11th	81st
Rush Yards Allowed/Game	45th	23rd
Pass Yards/Game	4th	6th
Pass Yards Allowed/Game	38th	69th
Total Offense/Game	1st	16th
Total Defense/Game	30th	32nd
Turnover Margin	84th	91st
Sacks/Game	33rd	63rd
Sacks Allowed/Game	5th	23rd
3rd Down Offense	23rd	50th
3rd Down Defense	12th	78th
Red Zone Offense	24th	9th
Red Zone Defense	124th	88th
Kickoff Return Average	122nd	75th
Punt Return Average	66th	95th

2019 BIG 12 STANDINGS

	BIG 12	OVERALL
Baylor	5-0	8-0
Oklahoma	4-1	7-1
Kansas State	3-2	6-2
Iowa State	3-2	5-3
Texas	3-2	5-3
Oklahoma State	3-3	6-3
TCU	2-3	4-4
Texas Tech	1-4	3-5
West Virginia	1-4	3-5
Kansas	1-5	3-6

THIS WEEK'S BIG 12 SCHEDULE

All times Central

Texas Tech at West Virginia, 11 a.m. (ESPN2)
Baylor at TCU, 11 a.m. (FS1)
Kansas State at Texas, 2:30 p.m. (ESPN)
Iowa State at Oklahoma, 7 p.m. (FOX)

NEXT WEEK'S BIG 12 SCHEDULE

All times Central

Kansas at Oklahoma State, 11 a.m. (FS1)
TCU at Texas Tech, 11 a.m. (ESPN2)
Texas at Iowa State, 2:30 p.m. (FS1)
West Virginia at K-State, 2:30 p.m. (ABC/ESPN/2)
Oklahoma at Baylor, 6:30 p.m. (ABC)

► Placekicker **Gabe Brkic** was 4 for 4 on field goal attempts to improve to 10 for 10 on the year. He hit from 44, 25, 50 and 39 yards to become the first OU kicker to make four field goals since **Michael Hunnicutt** went 4 for 4 against Iowa State in 2011. The 50-yarder was OU's longest since **Austin Seibert's** 51-yarder against West Virginia in 2017.

LAST YEAR VS. IOWA STATE

► **Kyler Murray** threw for a then-career-high 348 yards (three touchdowns) and ran for 77 yards in his first career road start, and **Marquise Brown** caught nine passes for 191 yards and a score as No. 5/5 Oklahoma (3-0, 1-0) registered a 37-27 win at Iowa State (0-2, 0-1) on Sept. 15, 2018.

► The Sooners, who never trailed, won for the 24th straight time in Ames. OU's last loss at Iowa State came on Nov. 5, 1960 (three days before John F. Kennedy was elected U.S. president).

► Murray completed 21 of his 29 pass attempts (72.4 percent) and finished with an efficiency rating of 207.4. He averaged 12.0 yards per pass attempt and 16.6 yards per completion. His 77 rushing yards came on 15 carries (5.1 average), and his TD passes went for 75 yards (to **Marquise Brown**), five yards (to **CeeDee Lamb**) and seven yards (to **Myles Tease**), all in the first half.

► Brown registered 189 of his 191 receiving yards before half-time, setting the school record for receiving yards in a half. He broke his own record of 178 set in the first half (on seven catches) at Oklahoma State in 2017. He also set the OU record for receiving yards in a quarter with 139 in the first. Included in Brown's total was a 75-yard first-quarter bomb that resulted in OU's first TD of the day and a 10-0 lead.

► Running back **Trey Sermon**, who got the start in place of injured **Rodney Anderson**, carried 13 times for 74 yards (5.7 average) and notched a 22-yard, third-quarter TD run that put OU up 31-17.

► Safety **Justin Broiles** and linebacker **Kenneth Murray** paced the team with 10 tackles each, career highs for both. Murray added a sack for 11 yards, 2.0 tackles for loss and a quarterback hurry. Broiles became the first OU freshman defensive back to register at least 10 tackles in a game since **Tony Jefferson** had 12 against Cincinnati in 2010. It marked just the 10th game in school history that a freshman DB logged double-digit tackles.

DEFENSE ON THE RISE

► Hired in January, coordinator and safeties coach **Alex Grinch** has overseen major improvement on the defensive side of the ball through eight games this season.

► Oklahoma ranks 12th nationally in third-down conversion percentage (30.0; last year ranked 119th at 46.4), 12th in tackles for loss per game (8.1; last year ranked 57th at 5.6), 28th in sacks per game (2.9; last year ranked 49th at 2.1), 30th in total defense (338.8 ypg; last year ranked 114th at 453.8); 38th in passing defense (200.4 ypg; last year ranked 130th at 294.0), 41st in scoring defense (23.0 ppg; last year ranked 101st at 33.3) and 45th in rushing defense (138.4 ypg; last year ranked 59th at 159.8).

► In Big 12 play, OU ranks first in total defense (330.4 ypg) and passing defense (193.2 ypg), second in pass defense efficiency (123.1) and third in scoring defense (25.0 ppg), rushing defense (137.2 ypg) and sacks (2.8 per game).

► Oklahoma hasn't allowed more than 6.0 yards per play in any of its eight games this season. In the 41 games from 2016-18, OU allowed at least 6.0 yards per play 20 times.

► Seven of OU's top eight tacklers this season are freshmen or sophomores. Four sophomore defenders (S **Pat Fields**, DL **Ronnie Perkins**, S **Delarrin Turner-Yell** and LB **DaShaun White**) have started every game, and another (DB **Brendan Radley-Hiles**) has started seven. Two redshirt freshmen (LB **Nik Bonitto** [two] and DL **Jalen Redmond**) and two true freshmen (CB **Jaden Davis** and OLB **David Ugwoegbu**) have each started at least one.

"AIR RAID" A MISNOMER

► Fans and media have often referred to Oklahoma's offense under **Lincoln Riley** as the "Air Raid." The label is not exactly accurate, however, as the Sooners have rushed more than they've thrown in each of the five years since Riley arrived in Norman, and that's counting plays in which the quarterback was sacked as pass plays (officially they are recorded as rushes). OU's rushing play percentage was 52.6 in 2015, 57.7 in 2016, 53.1 in 2017 and 54.7 in 2018. Through eight games this season, 55.6% of the Sooners' plays have been rushes.

300-300 RARE FOR EVERYONE BUT SOONERS

► In their history, the Sooners have rushed for 300-plus yards and passed for 300-plus in a game 14 times. Amazingly, eight of those occasions have come in the last 22 games (since the start of last season), and OU has

IMPROVE'D'

Oklahoma's 2019 defense under first-year coordinator Alex Grinch compares favorably to where OU's 2018 unit finished nationally:

CATEGORY	2018		2019	
	RANK	STAT	RANK	STAT
3rd Down Conv. Pct.	118	46.4%	12	30.0%
Tackles For Loss	79	5.6	12	8.1
Sacks	73	2.0	28	2.9
Total Defense	114	453.8	30	338.8
Scoring Defense	101	33.3	41	23.0
Passing Defense	129	294.0	38	200.4
Rushing Defense	59	159.8	45	138.4

BEST WINNING PERCENTAGE VS. ONE SCHOOL (MIN. 50 GAMES)

SERIES	RECORD	WIN%
1. Oklahoma vs. Iowa State	75-6-2	.916
2. Oregon vs. Idaho	51-3-4	.914
3. Michigan vs. Indiana	58-9-0	.866
4. Ohio State vs. Minnesota	45-7-0	.865
5. Notre Dame vs. Navy	78-13-1	.853

COMPARING JALEN HURTS TO OU'S HEISMAN-WINNING QBs

Here's a look at Jalen Hurts' first eight games this season compared to Kyler Murray's, Baker Mayfield's, Sam Bradford's and Jason White's first eight games in the years they won the Heisman Trophy:

Quarterback	G	Comp-Att	Pct.	Yards	YPG	YPA	Pass TD/Int.	Rating	Rush YPG	Rush TD	Tot. Off.	Tot. TD
Jalen Hurts (2019)	8	133-180	73.9	2,469	308.6	13.7	21/3	224.3	100.1	13	3,270	34
Kyler Murray (2018)	8	134-183	73.2	2,329	291.1	12.7	28/3	227.3	59.2	6	2,803	34
Baker Mayfield (2017)	8	171-236	72.5	2,628	328.5	11.1	23/3	195.6	23.8	4	2,818	27
Sam Bradford (2008)	8	183-270	67.8	2,775	346.9	10.3	29/5	185.9	-0.6	3	2,770	32
Jason White (2003)	8	168-249	67.5	2,288	286.0	9.2	25/4	174.6	-4.1	0	2,255	25

2019 HONORS

LINCOLN RILEY (HEAD COACH)

Dodd Trophy Midseason Watch List
Paul "Bear Bryant" Award Watch List

OFFENSIVE LINE

Joe Moore Award Midseason Honor Roll

GABE BRKIC (R-FR., K/P)

Lou Groza Award Semifinalist

KENNEDY BROOKS (R-SO., RB)

Preseason All-Big 12 Team
Earl Campbell Tyler Rose Award Watch List

GRANT CALCATERRA (JR., TE)

Preseason All-Big 12 Team
Biletnikoff Award Watch List
Mackey Award Watch List

NEVILLE GALLIMORE (R-SR., DL)

Bednarik Award Semifinalist
Midseason All-American (PFF [1st Team])
Outland Trophy Watch List

CREED HUMPHREY (R-SO., OL)

Midseason All-American (ESPN [1st Team],
The Athletic [2nd Team], Athlon [2nd Team])
Preseason All-Big 12 Team
Preseason First-Team All-American (ESPN)
Preseason Second-Team All-American
(The Athletic)
Outland Trophy Watch List
Rimington Trophy Watch List

JALEN HURTS (SR., QB)

Maxwell Award Semifinalist
Senior CLASS Award Finalist
Midseason All-American (PFF [2nd Team])
Big 12 Offensive Player of the Week (9/3, 10/21)
Big 12 Newcomer of the Week (9/3, 9/30,
10/14)
Maxwell Award Player of the Week (9/3)
Earl Campbell Tyler Rose Player of the Week (9/4)
Preseason All-Big 12 Team
Earl Campbell Tyler Rose Award Watch List
Walter Camp Award Watch List
Manning Award Watch List

CEEDEE LAMB (JR., WR)

Maxwell Award Semifinalist
Midseason All-America First Team (AP, The
Athletic, Athlon, ESPN, PFF, Sporting News)
Walter Camp Off. Player of the Week (10/13)
Big 12 Offensive Player of the Week (10/14)
Preseason All-Big 12 Team
Preseason First-Team All-American (The Athletic)
Preseason Second-Team All-American
(AP, Sporting News)
Biletnikoff Award Watch List
Earl Campbell Tyler Rose Award Watch List
Maxwell Award Watch List

TANNER MORDECAI (R-FR., QB)

Earl Campbell Tyler Rose Award Watch List

KENNETH MURRAY (JR., LB)

Bednarik Award Semifinalist
Butkus Award Semifinalist
Midseason All-American (ESPN [1st Team],
AP [2nd Team], The Athletic [2nd Team])
Big 12 Defensive Player of the Week (10/14)
Preseason All-Big 12 Team
Bronko Nagurski Award Watch List
Wuerffel Trophy Watch List

BRENDAN RADLEY-HILES (SO., DB)

Big 12 Defensive Player of the Week (9/9)

accomplished the feat seven times in the last 15 contests (including each of the first three games this season). Only three other programs (UCF [three times] and Cincinnati and Louisiana [twice each]) have registered more than one such performance since the start of the 2018 season.

MODEL OF EFFICIENCY

► The Sooners are averaging a staggering 0.76 points per offensive play this season. Going back to 1996, the highest end-of-season figure was 0.688 by OU last year (the previous high was 0.687 by Florida State in 2013).

► OU has averaged 4.04 points per offensive possession this season, putting points on the scoreboard on 65 percent of its drives and scoring touchdowns 52 percent of the time.

► Thirty-four of OU's 49 offensive TD drives (69%) have taken less than three minutes of game clock.

BIG-PLAY SOONERS

► Despite ranking 104th out of 130 FBS teams last season in offensive plays per game (just 66.3), Oklahoma led the country in plays of at least 20 yards (111) and at least 30 yards (59), and ranked second in plays of at least 40 yards (34; Clemson had 35 in one more game).

► So far this season, the Sooners have picked up where they left off in 2018. They lead all teams in number of plays per game of at least 10 yards, (22.1; next most is 20.8) and 20 yards (9.9; next most is 8.2), and rank second in plays of at least 30 yards (5.1) and 40 yards (2.7), despite ranking 123rd nationally by averaging just 62.8 plays per contest.

RILEY'S FAST START

► The Football Bowl Subdivision's youngest head coach (33) at the time of his hiring, **Lincoln Riley** was named Oklahoma's 22nd head man on June 7, 2017, and quickly set school records for wins by a first-year head coach (12) and victories in his first two seasons (24). No one at any school in the last 125 years (since Penn's George Woodruff in 1892-93) won more games in his first two seasons as a college head coach. In addition to his 24-4 record, Riley won two Big 12 titles, participated in two College Football Playoffs and produced seven first-team All-Americans, two Heisman Trophy winners and two No. 1 overall NFL Draft picks in his first two years as OU's head coach. He turned 36 on Sept. 5 and is the FBS's fifth-youngest head coach.

HURTS THRIVING IN OU STARTING ROLE

► After a competitive battle during August camp, head coach **Lincoln Riley** announced Aug. 19 that senior **Jalen Hurts** would be OU's starting quarterback to begin the season, and that redshirt freshman **Tanner Mordecai** would be his backup, and freshman **Spencer Rattler** would be third on the depth chart.

► A graduate transfer from Alabama who arrived at OU in January, Hurts follows in the footsteps of OU Heisman Trophy winners **Baker Mayfield** (2017) and **Kyler Murray** (2018). Through eight games, he ranks atop or near the top of several statistical categories nationally.

► Hurts has completed 133 of 180 passes (73.9%) for 2,469 yards (308.6 per game) and 21 touchdowns with three interceptions. He has also rushed 103 times for a team-high 801 yards (100.1 per game) and 13 TDs. Hurts leads the nation in yards per pass attempt (13.7; next highest is 10.9), yards per completion (18.6), passing efficiency rating (224.3) and points responsible for per game (25.8), is second in total offense (408.8 yards per game), third in yards per rush (7.8) and fourth in completion percentage.

► Hurts is averaging 408.8 yards of total offense per game. That's more yards than 50% of the other FBS teams (64 of 129) and more yards than 47% of other Power Five teams (30 of 64).

► Hurts has already posted five passing efficiency ratings over 245.0 this season. Since at least 1996, the most efficiency ratings over 245.0 recorded by an FBS player in a season (minimum 15 attempts) had been three (Mayfield in 2017).

► Hurts and Louisiana-Monroe's Caleb Evans are the only players nationally with more than two games of two-plus rushing touchdowns and two-plus passing TDs (they each have three such performances).

Here's a look at some of Hurts' accomplishments in each of OU's first seven contests (game 8 recap on page 2):

► Against Houston in the season opener, Hurts accounted for six touchdowns and set the record for total offensive yards by a player in his Oklahoma debut as the Sooners won 49-31. He was 20 for 23 through the air for 332 yards and three touchdowns while running 16 times for a career-high 176 yards (11.0 average) and three more scores. His 508 yards of total offense smashed the school record for a Sooner debut, previously held by Mayfield (396 vs. Akron in 2015). Hurts also became the first Sooner to ever throw for at least 300 yards and rush for at least 150 in a game, and the only player in Big 12 history to throw for at least 300 and rush for at least 150 while completing at least 80 percent of his passes.

► In less than two-and-a-half quarters of work against South Dakota in week two, Hurts completed 14 of 18 passes

A BALANCED APPROACH

Since the start of the 2018 season, Oklahoma has recorded eight games of at least 300 passing yards and at least 300 rushing yards. The next highest total nationally is three. Oklahoma State and TCU are the only other Big 12 programs to do it once, and only one other Power Five program (Clemson) has done it twice.

PROGRAM	300/300 GAMES
Oklahoma	8
UCF	3
Cincinnati	2
Clemson	2
Louisiana	2
17 programs	1

THE NORMAN 500

Since Lincoln Riley arrived at OU ahead of the 2015 season, the Sooners have registered 500-plus yards of offense in an incredible 75.8% of their games (47 of 62). The program with the next highest percentage of 500-yard performances during the period is Texas Tech (55.2%). Only seven programs have a rate of at least 45%:

PROGRAM	500+ YD GAMES	TOTAL GAMES	PCT.
Oklahoma	47	62	75.8
Texas Tech	32	58	55.2
Clemson	36	68	52.9
Okla. State	32	61	52.5
Ohio State	32	62	51.6
Baylor	28	59	47.5
Memphis	29	62	46.8

OU'S COACHING LEGENDS

OU is the only program nationally that can boast four coaches who each registered at least 100 career wins (Bennie Owen, 122; Bud Wilkinson, 145; Barry Switzer, 157; Bob Stoops, 190). With 31 wins, current head coach Lincoln Riley is nearly a third of the way to 100 victories after just 36 games, and owns the best winning percentage of the quintet.

COACH	YRS AT OU	WIN%
Lincoln Riley	2017-	.861
Barry Switzer	1973-88	.837
Bud Wilkinson	1947-63	.826
Bob Stoops	1999-16	.798
Bennie Owen	1905-26	.677

POWER FIVE CONFERENCE TITLES SINCE 2000

1. Oklahoma	12
2. Ohio State	9
3. Florida State	7
4. Alabama	6
Oregon	6
USC	6
7. Clemson	5
8. LSU	4
Virginia Tech	4
10. Nine programs	3

FINAL AP TOP 25 APPEARANCES SINCE 2000

1. Oklahoma	17
2. LSU	16
Ohio State	16
4. Florida State	14
Georgia	14
6. Alabama	13
Virginia Tech	13
Wisconsin	13
10. Oregon	12
Texas	12

HEISMAN FINALISTS SINCE 2000

1. Oklahoma	9
2. Alabama	6
3. Stanford	5
USC	5
5. Florida	4

MOST TDs LAST FIVE YEARS

1. Oklahoma	373
3. Clemson	354
2. Alabama	349
4. Ohio State	334
Memphis	334

ACTIVE BOWL STREAKS

1. Virginia Tech	26
2. Georgia	22
3. Oklahoma	20
4. LSU	19
5. Boise State	17
Wisconsin	17

MOST ALL-TIME 10-OR-MORE-WIN SEASONS

1. Oklahoma	39
2. Alabama	38
3. Michigan	29
4. Nebraska	27
USC	27

MOST WINS SINCE END OF WORLD WAR II (1946-PRESENT)

1. Oklahoma	659
2. Alabama	617
3. Ohio State	616
4. Penn State	609
5. Texas	594
Nebraska	594
7. Michigan	581
8. Notre Dame	570
USC	570
Georgia	570

for 259 yards and three touchdowns while rushing eight times for 47 yards in a 70-14 win.

► On Sept. 14 at UCLA, Hurts became the first player in OU history to pass for at least 200 yards (206) and rush for at least 100 (141) in the first half of a game. Ninety-nine of his rushing yards came on OU's opening drive, making him the first FBS player to accomplish the feat in 15 years. Hurts' 103 first-quarter rushing yards were the most by a Big 12 player in the opening period of a contest since Texas' Vince Young in 2005, and his 141 rushing yards in the first half stand as the most ever by an OU quarterback in the opening 30 minutes of a game.

► Against Texas Tech on Sept. 18, Hurts completed 17 of 24 passes for a career-high 415 yards and three touchdowns and rushed nine times for 70 yards and a score in less than three quarters of work in a 55-16 win. He joined Patrick Mahomes (Texas Tech) and Trevone Boykin (TCU) as the only QBs in Big 12 history to throw for 415-plus yards, register three passing touchdowns, rush for at least 70 yards and score a rushing touchdown in a conference game.

► Hurts accounted for four touchdowns in a 45-20 Oct. 5 win at Kansas, completing 16 of 24 passes for 228 yards and two scores and running 10 times for 56 yards and two more TDs.

► Hurts earned Co-Big 12 Newcomer of the Week honors in a 34-27 win over No. 11 Texas, carrying the ball 17 times for 131 yards (the most rushing yards by an OU quarterback vs. Texas and a Cotton Bowl Stadium collegiate record by a QB) and a 3-yard fourth-quarter touchdown. He was 16 for 28 passing for 235 yards and three TDs.

► In a 52-14 win over West Virginia on Oct. 19, Hurts completed 16 of 17 pass attempts for 316 yards and three touchdowns and rushed 10 times for 75 yards and two scores. He became the third OU quarterback (first against a conference opponent) to complete at least 90% of his passes and throw for over 300 yards and for at least three TDs. He recorded a career-high passing efficiency rating of 308.5, the best mark nationally this season and second best in school history (minimum 15 attempts).

NO LITTLE LAMB

► Consensus first-team midseason All-American and Maxwell Award semifinalist **CeeDee Lamb** is continuing his rapid ascent on OU's charts this season. The junior wide receiver from Richmond, Texas, ranks 10th in school history in receptions (147), fifth in receiving yards (2,781) and third in receiving touchdowns (29) despite playing less than three seasons. He needs two more receiving TDs to tie **Mark Clayton** for second place at 31 while **Ryan Broyles** holds the school record with 45 (both Clayton and Broyles played four seasons).

► Through eight games this year, Lamb has posted team highs of 36 catches, 816 receiving yards 11 receiving touchdowns. He ranks third nationally in receiving TDs, fourth in yards per reception (22.7) and 12th in receiving yards per game (102.0).

► Lamb caught at least one touchdown pass in each of OU's first six games this season, running his streak going back to last year to eight contests. He has eight TD receptions over the last five outings. Amazingly, he also registered a seven-game TD streak last season from the second through eighth contests. He was named Walter Camp National Offensive Player of the Week and Big 12 Offensive Player of the Week after catching a career-high 10 passes for 171 yards and three TDs vs. Texas on Oct. 12.

► Lamb ranks No. 3 among active FBS players (and No. 1 among non-seniors) in career receiving TDs (29). The non-senior with the next-highest total is Alabama junior Jerry Jeudy (24). Lamb ranks sixth among active FBS players with 2,781 career receiving yards, and again is No. 1 among non-seniors.

► Last year, Lamb, who has started 34 of his 36 career games, caught 65 passes for 1,158 yards, the sixth-highest yardage total in single-season school history. He caught at least one touchdown pass in seven consecutive games and finished with a team-high 11 TD grabs. If he repeats his 65-catch performance this year, he would move into sixth place on OU's all-time receptions list (would give him 176).

► Lamb was the only player in the country last year with multiple receptions of 80 yards. He registered an 86-yard catch against Baylor and an 82-yard grab vs. K-State, both for scores. He also caught an 82-yard TD pass as a freshman against Tulane.

► Also a 2019 preseason AP second-team All-American as an all-purpose player, Lamb ranked eighth nationally in 2018 with his 8.2 yards per punt return. He ranks 33rd this season by averaging 8.1 yards on 17 returns.

MURRAY A SEMIFINALIST FOR BUTKUS AND BEDNARIK AWARDS

► Junior linebacker **Kenneth Murray**, who ranked second in the Big 12 and 13th nationally last season with his 155 total tackles (most by a Sooner since **Curtis Lofton** had 157 in 2007), was named 2019 Preseason Big 12 Defensive Player of the Year by media who cover the league. He's off to a strong start this season, being named a semifinalist for the Butkus and Bednarik Awards, as well as an ESPN midseason All-American. He has registered team highs of 55 tackles and 7.5 tackles for loss, including 2.5 sacks and two pass breakups. He was named the Lott IMPACT Player of the Week after the season-opening win over Houston (13 tackles, 2.5 TFLs, 1 breakup and 1 QB hurry).

► Murray registered nine games of double-digit tackles last season as a second-team All-Big 12 performer, including three contests of at least 15 stops (28 vs. Army [most by an FBS player since at least 2000], 17 vs. Baylor and 15 vs. Alabama in CFP Semifinal at the Orange Bowl).

BIG 12 CHAMPIONSHIPS WON

SCHOOL	TOTAL	YEARS
Oklahoma	12	('00, '02, '04, '06-08, '10, '12, '15-18)
Texas	3	('96, '05, '09)
Baylor	2	('13-14)
Kansas State	2	('03, '12)
Nebraska	2	('97, '99)
Colorado	1	('01)
Oklahoma State	1	('11)
TCU	1	('14)
Texas A&M	1	('98)

OFFENSIVE JUGGERNAUTS

Lincoln Riley joined the Oklahoma staff prior to the 2015 season. Since the start of that campaign, the Sooners can lay legitimate claim to being the nation's most productive overall offense. Below are OU's offensive numbers and national ranks since the start of 2015, as well as a look at the nation's best records.

CATEGORY	STAT	RANK
Scoring Offense	45.8	1st
Total Offense	564.4	1st
Scrimmage TDs	357	1st
Pass Effic. Rating	192.2	1st
Completion Pct.	69.5	1st
Yards/Pass Attempt	10.9	1st
Passing TD/INT Ratio	5.7	1st
Passing Offense	330.6	3rd
Rushing Offense	233.8	10th

BEST RECORDS SINCE 2015

SCHOOL	RECORD
1. Clemson	64-4
2. Alabama	63-4
3. Ohio State	56-6
4. Oklahoma	53-9
5. Appalachian State	48-12

2019 TEAM CAPTAINS

Oklahoma's 2019 team captains were announced Aug. 28 following a team vote. This marks the second straight season Kenneth Murray earned the nod from his teammates, and first for the other three (Jalen Hurts is in his first year as a Sooner).

No.	Name	Class	Pos.
90	Neville Gallimore	R-Sr.	DL
56	Creed Humphrey	R-So.	OL
1	Jalen Hurts	Sr.	QB
9	Kenneth Murray	Jr.	LB

OU'S 2019 INDIVIDUAL NATIONAL RANKINGS

TOTAL OFFENSE

2.	Jalen Hurts	408.8
----	-------------	-------

PASSING EFFICIENCY RATING

1.	Jalen Hurts	224.3
----	-------------	-------

COMPLETION PERCENTAGE

4.	Jalen Hurts	73.9
----	-------------	------

YARDS PER PASS ATTEMPT

1.	Jalen Hurts	13.7
----	-------------	------

YARDS PER COMPLETION

1.	Jalen Hurts	18.6
----	-------------	------

PASSING YARDS PER GAME

10.	Jalen Hurts	308.6
-----	-------------	-------

PASSING TDs

13.	Jalen Hurts	21
-----	-------------	----

POINTS RESPONSIBLE FOR PER GAME

1.	Jalen Hurts	25.8
----	-------------	------

RUSHING YARDS PER GAME

27.	Jalen Hurts	100.1
-----	-------------	-------

YARDS PER RUSH

3.	Jalen Hurts	7.8
----	-------------	-----

RUSHING TDs

6.	Jalen Hurts	13
----	-------------	----

YARDS PER CATCH

4.	CeeDee Lamb	22.7
5.	Charleston Rambo	22.4

RECEIVING YARDS PER GAME

12.	CeeDee Lamb	102.0
62.	Charleston Rambo	69.9

RECEIVING TDs

3.	CeeDee Lamb	11
59.	Charleston Rambo	5

TOTAL TDs SCORED

9.	Jalen Hurts	13
12.	CeeDee Lamb	12

FORCED FUMBLES PER GAME

35.	Neville Gallimore	0.3
-----	-------------------	-----

YARDS PER PUNT RETURN

33.	CeeDee Lamb	8.1
-----	-------------	-----

► Murray, who has started all 36 games since the start of 2017, has 27.5 career tackles for loss and 8.0 sacks. His fumble recovery against Oklahoma State last season with the game tied at 41 helped OU post a 48-47 win.

OFFENSE HAS ROLLED UNDER RILEY

► Oklahoma owns the nation's most productive offense since the start of the 2015 season, which was **Lincoln Riley's** first year as OU's offensive coordinator. Riley still calls plays as head coach.

► Since the start of the 2015 season, OU ranks first nationally in points per game (45.8; next most is 41.8), total offense (564.4; next most is 519.8), touchdowns from scrimmage (357; next most is 337), pass efficiency rating (192.2; next best is 165.9), yards per pass attempt (10.9) and completion percentage (69.5), third in passing offense (330.6) and 10th in rushing offense (233.8).

► In 62 games since the start of the 2015 season, OU has registered at least 500 yards of total offense 47 times, including in 37 of the last 45 outings, topped the 600-yard mark on 24 occasions and gone over 700 yards seven times. Similarly, OU has scored at least 30 points in 56 of 62 games since Riley's arrival, at least 40 points 43 times, at least 50 points 25 times and at least 60 points eight times.

► The Sooners have registered at least 700 yards of offense 13 times in their history, and seven of those occasions have come since the start of the 2015 season: 854 at Texas Tech in 2016, 785 at Oklahoma State in 2017, 773 vs. Tulsa in 2015, 733 vs. South Dakota in 2019, 710 at Kansas in 2015, 702 vs. Kansas State in 2018 and 702 vs. Oklahoma State in 2018.

GOING FOR BIG 12 FIVE-PEAT

► If Oklahoma wins the 2019 Big 12 title, it will mark the program's fifth straight league crown. The last time the Sooners won at least five consecutive conference championships was 1972-80 under head coaches **Chuck Fairbanks** (1972) and **Barry Switzer**.

► OU is the only program to win three straight Big 12 titles, and it has done so twice (also from 2006-08). Baylor (2013-14) is the only other program to win two Big 12 championships in a row.

► OU's current streak of four straight outright league championships is the longest among Power Five programs since Alabama won five in a row from 1971 to '75 (Clemson is also riding a four-game outright streak [ACC]).

BIG 12'S BELL COW

► Since the first year of the Big 12 in 1996, OU has claimed 12 league titles and is followed by Texas (three), Baylor, Kansas State and Nebraska (two each), and Colorado, Oklahoma State, TCU and Texas A&M (one each). All 12 of the Sooners' titles have come since the start of the 2000 campaign, with no other program during that span winning more than two. OU is 136-29 (.824) in regular season Big 12 play since the start of the 2000 season. That's 23 more wins than the program with the next most victories during that period (Texas; 113-52) and 44 more than the program with the third most (Oklahoma State; 92-74).

EXTRA POINTS

► The Sooners are looking to make their fourth College Football Playoff appearance in the last five seasons, and are No. 9 in this week's initial CFP rankings. OU's initial rankings in the three years it has made the playoff were No. 15 in 2015, No. 5 in 2017 and No. 7 last year.

► Oklahoma has won 38 of its last 41 games (.927) against Big 12 opponents dating back to the 2015 season. The losses were to Iowa State in 2017 (38-31 in Norman), to Texas last year (48-45 in Dallas) and at Kansas State two weeks ago (48-41). Twenty-two of those 38 victories have been by at least 15 points, and 11 by at least 30 points.

► Seventeen true freshmen and 12 redshirt freshmen have played for Oklahoma this season.

► The Sooners have won 48 straight games when leading after the third quarter. The last such loss came on Dec. 6, 2014, when they led Oklahoma State 28-14 entering the fourth quarter but lost 38-35 in overtime.

► In Big 12 play, three Sooners rank in the top six in points per game (kicker **Gabe Brkic** is first at 11.4, quarterback **Jalen Hurts** is third at 10.8 and receiver **CeeDee Lamb** in sixth at 10.0).

► Brkic (10 for 10) is one of seven placekickers nationally who are perfect on field goals this season, and the only freshman. The redshirt frosh, who is a Lou Groza Award semifinalist, has also made all 27 of his extra-point attempts.

► Since the start of his sophomore season at Alabama, Hurts has posted a 7.7-to-1 touchdown-to-interception ratio (46 TDs to 6 INTs).

► Oklahoma has outscored its opponents 100-14 in the first quarter this season (average of 13-2).

► OU committed 13 turnovers in its 14 games each of the last two years. That's the second-lowest total in school history (11 in 2008). It has committed eight through eight games this season (four fumbles lost and four interceptions).

► The Sooners won more Big 12 titles the last four seasons (four) than they lost games against Big 12 opponents (35-3 record; includes two Big 12 Championship games).

► Oklahoma has won 12 Big 12 titles in the first 23 years of the league, with no other program during that span winning more than three. All 12 of OU's Big 12 titles have come in the last 19 years, with no other program winning more than two during the span. Texas ranks second with three Big 12 titles (last one in 2009; OU has won six since then).


► Oklahoma is 37-4 (.902) in regular season Big 12 play since the start of the 2015 season, which coincides with Riley's arrival at OU. Oklahoma State ranks second during that period (26-16; .619), TCU third (24-17; .585), West Virginia fourth (23-18; .561) and Texas fifth (22-19; .537).

► Oklahoma has scored at least 50 points 24 times since the start of the 2015 season, most in the nation.

OU SINCE RILEY ARRIVED IN 2015 (2015-16 Offensive Coord.; 2017-18 Head Coach)

- 53-9 overall record (.855); 37-4 Big 12 (.902)
- 20-1 true road record
- Four Big 12 championships
- 2015, '17 and '18 College Football Playoff
- 2016 Sugar Bowl title
- Ranks first nationally in scoring (45.8 ppg), total offense (564.4 ypg; next most is 519.8), TDs from scrimmage 357 (next most is 337), pass efficiency rating (192.2; next best is 165.9), yards per pass attempt (10.9) and completion percentage (69.5).
- Set FBS single-season team pass efficiency rating records (193.8 in 2016; 202.7 in 2017)
- 2016 Biletnikoff Award (Dede Westbrook); 2017 Heisman Trophy (Baker Mayfield); 2017 Mackey Award (Mark Andrews); 2018 Heisman Trophy (Kyler Murray)
- Ten first-team All-Americans

GAYLORD FAMILY OKLAHOMA MEMORIAL STADIUM



OU's \$160 million stadium renovation and modernization project bowled in the south end of the facility and added premium seating and the second-largest collegiate video board.

OKLAHOMA'S PALACE ON THE PRAIRIE

- ▶ Gaylord Family — Oklahoma Memorial Stadium is one of America's most recognized college football cathedrals. Situated on the east side of the Norman campus, this historical facility is the largest sports arena in the state and ranks among the 18 largest on-campus facilities in the nation.
- ▶ In 1921, University of Oklahoma students started a movement for construction of a student union. By 1925, the idea had grown to include a combined football stadium/student union. In the original architect's drawings, the north end of the proposed structure was strikingly similar to the present Oklahoma Memorial Union, which eventually was constructed separately when head coach and athletics director Bennie Owen suggested it would be best to raise funds for a union and a stadium.
- ▶ The field is named Owen Field after Owen, who became a charter member of the National Football Hall of Fame. The first game played at the site took place Oct. 20, 1923 (a 63-7 win over Washington, Mo.).
- ▶ In 1925, the first contest was played in front of the new stands on the west side of the field. The 16,000-seat Oklahoma Memorial Stadium, named in honor of University personnel who died in World War I, was erected at a cost of approximately \$293,000.
- ▶ Expansions increased the stadium's capacity to 32,000 (1929), 55,000 (1949), 61,836 (1957), 71,187 (1975), 75,004 (1980), 72,765 (1998), 82,112 (2003) and 83,489 (2016). With this year's widening of aisles and some seats, capacity has dropped to 80,126.
- ▶ In July, 1970 the original natural grass surface was removed and artificial turf was installed. That tartan turf was replaced with super turf before the 1981 season. Owen Field returned to grass in 1994.

RECENT RENOVATION

- ▶ The OU Board of Regents approved a proposal from OU Athletics on June 25, 2014, to proceed with the development of plans and projects for a major renovation and modernization of the stadium at an estimated cost of \$160 million. The project was carried out entirely from Athletics Department-generated capital funds, bond funds and other private sources.
- ▶ The first phase of the building project was completed prior to the 2016 home opener with a focus on the south end zone. The most visible aspect is a completed south end zone seating bowl, a feature that initially increased the seating capacity to 83,489.
- ▶ The seating bowl features an expanded concourse, additional restrooms and concessions, and other amenities. The new structure features 22 suites, 60 open-air loge boxes and 1,976 club seats. Club patrons also benefit from two new clubs.
- ▶ Among the most unique features of the new south end zone facility are a pair of open-air fan plazas, one each in the southwest and southeast corners. They each measure at slightly more than 3,000 square feet each and feature a view directly to the game field.
- ▶ All student-athlete services in the new building were moved to the ground floor. That space, completed this past summer, includes a new locker room, strength and conditioning area, training room, nutrition center, meeting rooms and the equipment operation. The third floor of the building houses all of the football offices and the team's video department.
- ▶ The weight room nearly tripled in size to 26,600 square feet and includes a 70-yard turfed, indoor speed and agility training area. The athletic training room also grew substantially to nearly 10,000 square feet.
- ▶ A significantly larger and more more detailed video board has replaced the old video board above the north end zone for 2018. The new board is 62 feet x 38 feet (2,356 square feet).

STADIUM QUICK FACTS

First Game:	Oct. 20, 1923
Result:	OU 63, Washington (Mo.) 7
OU's Stadium Record:	398-87-16 (.810)
Field Name:	Owen Field
Capacity:	80,126
Surface:	Natural Grass
Record Crowd:	88,308 (11/11/17 vs. TCU)

OU'S STADIUM BESTS

INDIVIDUAL

Rushing Yards:	427, Samaje Perine vs. Kansas, 2014
Passing Yards:	500, Landry Jones vs. Okla. State, 2012
Receiving Yards:	208, Ryan Broyles vs. Colorado, 2010
Tackles:	28, Kenneth Murray vs. Army, 2018
Interceptions:	3 (three players)
Sacks:	5, Cedric Jones vs. Texas Tech, 1994

TEAM

Rushing Yards:	768 vs. Kansas State, 1988
Passing Yards:	512 vs. Oklahoma State, 2012
Total Yards:	829 vs. Kansas State, 1988
Points:	79 vs. North Texas, 2007
First Downs:	44 vs. Oklahoma State, 2012



LINCOLN RILEY

THIRD SEASON AS HEAD COACH • 31-5 RECORD (.861) • 2018 CO-BIG 12 COACH OF THE YEAR OWNS OU RECORDS FOR WINS IN A DEBUT SEASON (12) AND IN FIRST TWO SEASONS (24) DIRECTED SOONERS TO BIG 12 TITLES AND COLLEGE FOOTBALL PLAYOFF BERTHS IN 2017 AND '18 WINNER OF 2015 BROYLES AWARD AS NATION'S TOP ASSISTANT COACH

After presiding over two of the most prolific offenses in OU history as offensive coordinator and quarterbacks coach in 2015 and 2016, Lincoln Riley took over the program's head coaching reins on June 7, 2017, following the retirement of one of the most accomplished coaches of the last quarter century in Bob Stoops. OU's 22nd head coach, all Riley has done in his first two years at the helm is lead the Sooners to their 11th and 12th Big 12 titles and to a pair of College Football Playoff berths. He was also named the 2018 Co-Big 12 Coach of the Year.

The Football Bowl Subdivision's youngest head coach (33) at the time of his hiring, Riley became just the fifth mentor in FBS history with no previous head-coaching experience at a four-year college to win at least 12 games in his debut season. At 24-4, he also holds the OU record for most wins by a head coach in his first two seasons (Barry Switzer held the previous mark with 21 over the 1973 and '74 seasons). No one has won more games in his first two seasons as a college head coach since Penn's George Woodruff in 1892 and '93.

Originally from the 5,000-person West Texas town of Muleshoe, Riley, who continues to call Oklahoma's offensive plays as head coach, has made his name as perhaps the best up-and-coming star in college football by overseeing an explosive — and balanced — OU offense the last four seasons.

Since the start of the 2015 campaign, OU ranks first nationally in points per game (45.8; next most is 41.8), total offense (564.4; next most is 519.8), touchdowns from scrimmage (357; next most is 337), pass efficiency rating (192.2; next best is 165.9), yards per pass attempt (10.9) and completion percentage (69.5), third in passing offense (330.6) and 10th in rushing offense (233.8). With that kind of offensive production, it's no surprise the Sooners have posted a 53-9 (.855) record since his arrival (36-4 in Big 12 play). OU's overall mark since 2015 is fourth best nationally, with only Clemson (64-6), Alabama (63-4) and Ohio State (56-6) having better records.

Individual player honors and accomplishments have poured in under Riley, highlighted by quarterbacks Baker Mayfield and Kyler Murray becoming OU's sixth and seventh Heisman Trophy winners in 2017 and 2018. Mayfield also won the Maxwell, Davey O'Brien, Manning and Walter Camp Player of the Year Awards, was named AP Player of the Year and was the No. 1 overall pick in the 2018 NFL Draft. Murray also won the O'Brien and Manning Awards and was named AP Player of the Year. Receiver Dede Westbrook finished fourth in Heisman voting in 2016 and became OU's first winner of the Biletnikoff Award, while tight end Mark Andrews claimed the school's first Mackey Award in 2017. Seven Sooners have earned first-team All-America honors the last two years. Running back Joe Mixon set the OU single-season record with 2,331 all-purpose yards in 2016, while backfield mate Samaje Perine set the school career rushing record with 4,122 yards in only three seasons.

Oklahoma's newest head man joined the Sooners in January 2015 after he caught the eye of Stoops during a highly successful five-year stint as offensive coordinator and quarterbacks coach under Ruffin McNeill at East Carolina from 2010-14. With OU looking for a new play caller and wanting to get back to the up-tempo attack it helped make mainstream, Riley's numbers at ECU made him the perfect hire.

At East Carolina, Riley installed and directed a spread offensive scheme that made an immediate impact as the Pirates set more than 50 team or individual school offensive records in his five seasons with the program. His squads recorded the top five passing seasons in school history and the top four marks for total offense in a season.

He spent his final season with the Pirates serving in the role of assistant head coach/offensive coordinator/quarterbacks coach in 2014 as the team ranked third in the nation in passing offense (371.9 ypg) and was fifth in total offense (533.0 ypg). With Riley calling the shots, the Pirates set a single-season school record with 6,929 yards of total offense.

Riley's East Carolina offensive units routinely earned national top-10 rankings in major statistical categories such as passing offense (third in 2014, eighth in 2010), scoring offense (fifth in 2014, eighth in 2013), third-down conversion percentage (seventh in 2013) and red zone scoring efficiency (third in 2012, fifth in 2010).

Among his notable pupils, Riley helped transform a pair of East Carolina wide receivers into the most productive pass catchers in FBS history. He guided walk-on Justin Hardy to 387 career catches, breaking the NCAA record previously held by OU's Ryan Broyles (349). Hardy's 4,541 career receiving yards rank third all-time in FBS annals as he flourished in Riley's offense, registering three 1,000-yard seasons at ECU that culminated with a 121-catch, 1,494-yard year as a senior in 2014. Riley also coached recent second-round NFL draft selection Zay Jones for the first two years of his career. Jones went on to break Hardy's record and is the NCAA's leader in career receptions (399) and receptions in a season (158 in 2016).

In addition to overseeing Mayfield's and Murray's record-setting careers, Riley also developed dynamic quarterbacks Dominique Davis and Shane Carden at ECU. Conference USA's 2010 Newcomer of the Year, Davis set ECU career marks for completions and TD passes despite playing just two seasons. Davis ranked second among FBS signal callers with 393 completions and 46 total touchdowns in 2010. He set an NCAA record with 36 straight completions in 2011.

Carden took over the job in 2012 and went on to break the majority of Davis' records, becoming the first 4,000-yard passer in program history and setting single-season standards for completion percentage (70.5 in 2013) and passing yards (4,736 in 2014). Carden earned Conference USA MVP honors in 2013 and was the American Conference's Offensive Player of the Year in 2014. He led all FBS passers with 392 completions in 2014.

Prior to East Carolina, Riley spent seven seasons on the staff at Texas Tech, where he was part of seven bowl teams and five bowl wins. During that span, Red Raiders quarterbacks won NCAA passing titles in 2003, 2004, 2005 and 2007. A walk-on quarterback at Tech during the spring and summer of 2003 who then became a student coach, Riley immersed himself in head coach Mike Leach's offense and worked his way into a full-time position as wide receivers coach in 2007. He served as inside receivers coach in 2008 and '09, and eventually called plays as interim offensive coordinator in the 2010 Alamo Bowl, where the Red Raiders racked up 579 yards in a 41-31 victory over Michigan State to cap the 2009 season.

Under Riley's guidance in 2007, wide receiver Michael Crabtree won the Biletnikoff Award after smashing Big 12 records and NCAA freshman standards with 134 receptions for 1,962 yards. Crabtree also accumulated 22 touchdown catches his first season. In fact, wide receiver Danny Amendola joined Crabtree that year as Texas Tech receivers who each amassed 100-catch, 1,000-yard efforts.

A 2006 Texas Tech graduate who earned a Bachelor of Science degree in exercise and sport sciences, Riley and his wife, Caitlin, have two daughters, Sloan and Stella.

THE RILEY FILE

Hometown..... Muleshoe, Texas
 High School..... Muleshoe, 2002
 College..... Texas Tech, 2006
 Family..... Wife, Caitlin
 Daughters, Sloan and Stella

AS OU HEAD COACH

Years..... 3rd
 Record..... 31-5
 vs. Big 12 Teams..... 22-3
 Home Record..... 16-1
 Road Record..... 11-1
 Neutral Site Record..... 4-3
 vs. AP Top 25..... 7-3
 Big 12 Championships..... 2
 CFP Appearances..... 2

COACHING HISTORY

2017-Present: Oklahoma

Head Coach, Quarterbacks

2015-16: Oklahoma

Offensive Coordinator, Quarterbacks

2014: East Carolina

Asst. Head Coach, Offensive Coordinator, Quarterbacks

2010-13: East Carolina

Offensive Coordinator, Quarterbacks

2008-09: Texas Tech

Inside Receivers

2007: Texas Tech

Wide Receivers

2006: Texas Tech

Offensive Assistant

2003-05: Texas Tech

Student Assistant/Offense

BOWLS COACHED (15)

2018..... Orange (CFP)..... Oklahoma
 2018..... Rose (CFP)..... Oklahoma
 2017..... Sugar..... Oklahoma
 2015..... Orange (CFP)..... Oklahoma
 2015..... Birmingham..... East Carolina
 2013..... Beef 'O' Brady's..... East Carolina
 2012..... New Orleans..... East Carolina
 2010..... Military..... East Carolina
 2010..... Alamo..... Texas Tech
 2009..... Cotton..... Texas Tech
 2008..... Gator..... Texas Tech
 2006..... Insight..... Texas Tech
 2006..... Cotton..... Texas Tech
 2004..... Holiday..... Texas Tech
 2003..... Houston..... Texas Tech

DEPTH CHART

OFFENSE

QB	1	Jalen Hurts (6-2, 218, Sr.)
	15	Tanner Mordecai (6-2, 208, R-Fr.)
	7	Spencer Rattler (6-0, 191, Fr.)
RB	4	Trey Sermon (6-0, 216, Jr.) OR
	26	Kennedy Brooks (5-11, 216, R-So.) OR
	29	Rhamondre Stevenson (6-0, 236, Jr.)
H-BACK	27	Jeremiah Hall (6-2, 239, R-So.)
	81	Brayden Willis (6-3, 235, So.)
X	2	CeeDee Lamb (6-2, 189, Jr.)
	10	Theo Wease (6-3, 201, Fr.)
H	83	Nick Basquine (5-11, 198, R-Sr.)
	3	Mykel Jones (5-11, 190, R-Jr.) OR
	12	Drake Stoops (5-9, 180, R-Fr.)
LT	77	Erik Swenson (6-5, 312, R-Jr.)
	73	R.J. Proctor (6-4, 328, R-Sr.)
LG	54	Marquis Hayes (6-5, 330, R-So.)
	73	R.J. Proctor (6-4, 328, R-Sr.)
C	56	Creed Humphrey (6-5, 316, R-So.)
	61	Ian McIver (6-3, 320, R-So.)
RG	52	Tyrese Robinson (6-3, 324, R-So.)
	70	Brey Walker (6-6, 343, R-Fr.)
RT	59	Adrian Ealy (6-6, 328, R-So.)
	72	Stacey Wilkins (6-6, 310, Fr.)
Y	84	Lee Morris (6-2, 205, R-Sr.)
	18	Austin Stogner (6-6, 241, Fr.)
	8	Trejan Bridges (6-1, 183, Fr.)
Z	14	Charleston Rambo (6-1, 180, R-So.)
	11	Jadon Haselwood (6-2, 206, Fr.)

DEFENSE

DE	7	Ronnie Perkins (6-3, 251, So.)
	33	Marcus Stripling (6-3, 247, Fr.)
NG	90	Neville Gallimore (6-2, 302, R-Sr.)
	97	Marquise Overton (6-1, 306, R-Sr.) OR
	91	Dillon Faamatau (6-3, 285, R-Sr.)
DT	96	LaRon Stokes (6-4, 269, Jr.) OR
	31	Jalen Redmond (6-3, 266, R-Fr.) OR
	55	Kenneth Mann (6-3, 267, R-Sr.)
MIKE	9	Kenneth Murray (6-2, 234, Jr.)
	38	Bryan Mead (6-2, 227, R-Jr.) OR
	30	Levi Draper (6-1, 234, R-So.)
WILL	23	DaShaun White (6-0, 228, So.)
	21	Ryan Jones (6-2, 231, R-So.)
	24	Brian Asamoah (6-1, 224, R-Fr.)
RUSH	35	Nik Bonitto (6-3, 231, R-Fr.)
	34	David Ugwoegbu (6-4, 231, Fr.)
	42	Mark Jackson Jr. (6-1, 236, Sr.)
CB	11	Parnell Motley (6-0, 180, Sr.)
	4	Jaden Davis (5-10, 175, Fr.)
SS	32	Delarrin Turner-Yell (5-10, 190, So.)
	28	Chanse Sylvie (6-0, 192, R-Jr.) OR
	5	Woodi Washington (5-11, 183, Fr.)
FS	10	Pat Fields (5-11, 192, So.)
	25	Justin Broiles (5-10, 190, R-So.)
CB	6	Tre Brown (5-10, 181, Jr.)
	4	Jaden Davis (5-10, 175, Fr.)
NB	44	Brendan Radley-Hiles (5-9, 185, So.) OR
	22	Jeremiah Criddell (5-11, 194, Fr.)

SPECIALISTS

K	47	Gabe Brkic (6-2, 196, R-Fr.)	LS	51	Kasey Kelleher (5-10, 227, R-So.)
	39	Stephen Johnson (6-1, 191, R-So.)		69	Clayton Woods (6-2, 292, R-Sr.)
P	46	Reeves Mundschau (5-11, 180, R-So.)	H	3	Connor McGinnis (6-4, 190, R-Sr.)
	47	Gabe Brkic (6-2, 196, R-Fr.)		87	Spencer Jones (6-1, 196, R-Jr.)
KO	47	Gabe Brkic (6-2, 196, R-Fr.)			
	39	Stephen Johnson (6-1, 191, R-So.)			
KR	6	Tre Brown (5-10, 181, Jr.)			
PR	2	CeeDee Lamb (6-2, 189, Jr.)			

No.	Player	Pos.	Ht.	Wt.	Yr.	Hometown (Previous School)
1	Jalen Hurts	QB	6-2	218	Sr.	Houston, Texas (University of Alabama)
1	Jordan Parker**	DB	5-11	182	R-Jr.	Pittsburg, Calif. (Pittsburg HS)
2	CeeDee Lamb**	WR	6-2	189	Jr.	Richmond, Texas (Foster HS)
3	Mykel Jones**	WR	5-11	190	R-Jr.	Patterson, La. (Patterson HS)
3	Connor McGinnis***	QB	6-4	190	R-Sr.	Oklahoma City, Okla. (Heritage Hall HS)
4	Jaden Davis	CB	5-10	175	Fr.	Fort Lauderdale, Fla. (St. Thomas Aquinas HS)
4	Trey Sermon**	RB	6-0	216	Jr.	Marietta, Ga. (Sprayberry HS)
5	A.D. Miller	WR	6-3	196	R-Sr.	Dallas, Texas (Bishop Dunne HS)
5	Woodi Washington	DB	5-11	183	Fr.	Murfreesboro, Tenn. (Oakland HS)
6	Tre Brown**	CB	5-10	181	Jr.	Tulsa, Okla. (Union HS)
7	Ronnie Perkins*	DL	6-3	251	So.	St. Louis, Mo. (Lutheran North HS)
7	Spencer Rattler	QB	6-0	191	Fr.	Phoenix, Ariz. (Pinnacle HS)
8	Trejan Bridges	WR	6-1	183	Fr.	Carrollton, Texas (Hebron HS)
9	Kenneth Murray**	LB	6-2	234	Jr.	Missouri City, Texas (Elkins HS)
9	Tanner Schafer*	QB	6-3	215	R-Jr.	Canadian, Texas (Canadian HS)
10	Pat Fields*	S	5-11	192	So.	Tulsa, Okla. (Union HS)
10	Theo Wease	WR	6-3	201	Fr.	Allen, Texas (Allen HS)
11	Jadon Haselwood	WR	6-2	206	Fr.	Ellenwood, Ga. (Cedar Grove HS)
11	Parnell Motley***	CB	6-0	180	Sr.	Washington, D.C. (HD Woodson HS)
12	Drake Stoops	WR	5-9	180	R-Fr.	Norman, Okla. (Norman North HS)
13	Colt Atkinson	QB	6-0	175	Jr.	Denton, Texas (Trinity Valley CC)
13	Tre Norwood**	DB	6-0	185	Jr.	Fort Smith, Ark. (Northside HS)
14	Charleston Rambo*	WR	6-1	180	R-So.	Cedar Hill, Texas (Cedar Hill HS)
15	Tanner Mordecai	QB	6-2	208	R-Fr.	Waco, Texas (Midway HS)
15	Jamal Morris	S	6-2	195	Fr.	Houston, Texas (Fort Bend Bush HS)
17	Jaquayn Crawford	CB	5-10	176	R-Fr.	Rockdale, Texas (Rockdale HS)
18	Austin Stogner	TE	6-6	241	Fr.	Plano, Texas (Prestonwood Christian School)
19	Caleb Kelly***	LB	6-3	225	Sr.	Fresno, Calif. (Clovis West HS)
20	Robert Barnes**	S	6-2	203	Jr.	Southlake, Texas (Carroll Senior HS)
21	Ryan Jones*	LB	6-2	231	R-So.	Charlotte, N.C. (Mallard Creek HS)
22	Jeremiah Criddell	S	5-11	194	Fr.	Santa Ana, Calif. (Mater Dei HS)
22	T.J. Pledger*	RB	5-9	194	So.	Pacoima, Calif. (IMG Academy)
23	Todd Hudson	RB	5-5	177	Fr.	League City, Texas (Clear Springs HS)
23	DaShaun White*	LB	6-0	228	So.	North Richland Hills, Texas (Richland HS)
24	Brian Asamoah	LB	6-1	224	R-Fr.	Columbus, Ohio (Saint Francis De Sales HS)
24	Marcus Major	RB	5-11	207	Fr.	Oklahoma City, Okla. (Millwood HS)
25	Justin Broiles*	S	5-10	190	R-So.	Oklahoma City, Okla. (John Marshall HS)
26	Kennedy Brooks*	RB	5-11	216	R-So.	Mansfield, Texas (Mansfield HS)
26	Caleb Murphy	S	5-11	204	R-Fr.	Colleyville, Texas (Colleyville Heritage HS)
27	Ty DeArman	S	5-11	188	Fr.	Arlington, Texas (Bowie HS)
27	Jeremiah Hall*	H-BACK	6-2	239	R-So.	Charlotte, N.C. (Zebulon B. Vance HS)
28	Chance Sylvie**	S	6-0	192	R-Jr.	Shreveport, La. (Calvary Academy)
29	Rhamondre Stevenson	RB	6-0	236	Jr.	Las Vegas, Nev. (Cerritos College)
30	Levi Draper*	LB	6-1	234	R-So.	Collinsville, Okla. (Collinsville HS)
31	Jalen Redmond	DL	6-3	266	R-Fr.	Midwest City, Okla. (Midwest City HS)
32	Delarrin Turner-Yell*	S	5-10	190	So.	Hempstead, Texas (Hempstead HS)
33	Marcus Stripling	DL	6-3	247	Fr.	Houston, Texas (Mayde Creek HS)
34	Eric Gallegos	S	5-9	187	R-Fr.	Frisco, Texas (Heritage HS)
34	David Ugwoegbu	OLB	6-4	231	Fr.	Katy, Texas (Seven Lakes HS)
35	Nik Bonitto	OLB	6-3	231	R-Fr.	Fort Lauderdale, Fla. (St. Thomas Aquinas HS)
36	Isaiah Harris	RB	5-9	205	R-Fr.	Tulsa, Okla. (McLain HS)
36	Josh Schenck	OLB	5-11	210	R-Jr.	Knightdale, N.C. (Knightdale HS)
37	Easton Reeves	LB	6-1	217	Fr.	Plano, Texas (Prestonwood Christian School)
38	Bryan Mead**	LB	6-2	227	R-Jr.	Owasso, Okla. (Rejoice Christian HS)
39	Doug Collins	S	6-2	205	R-Fr.	Norman, Okla. (Emporia State)
39	Stephen Johnson	K	6-1	191	R-So.	Arlington, Texas (Blinn College)
40	Jon-Michael Terry**	OLB	6-3	230	R-Jr.	Tulsa, Okla. (Victory Christian School)
41	Jake McCoy	LB	6-4	216	Fr.	Edmond, Okla. (Edmond North HS)
41	Coby Tillman	H-BACK	5-11	241	R-Fr.	Bixby, Okla. (Bixby HS)
42	Mark Jackson Jr.***	OLB	6-1	236	Sr.	Cibola, Texas (Byron P. Steele HS)
43	Ryan Peoples	DB	5-11	176	R-Fr.	Norman, Okla. (Oklahoma City CC)
44	Brendan Radley-Hiles*	DB	5-9	185	So.	Inglewood, Calif. (IMG Academy)
45	Joseph Weté	DE/OLB	6-4	216	Fr.	Washington, D.C. (Gonzaga HS)
46	Robert Charlton	CB	5-10	187	R-Sr.	Edmond, Okla. (Memorial HS)
46	Reeves Mundschau	P	5-11	180	R-So.	New Braunfels, Texas (Canyon HS)
47	Gabe Brkic	K/P	6-2	196	R-Fr.	Chardon, Ohio (Notre Dame-Cathedral Latin HS)
48	Hunter Everett	K/P	6-4	224	Fr.	Newcastle, Okla. (Newcastle HS)
48	Eric Windham	DB	5-10	175	Fr.	Southlake, Texas (Carroll Senior HS)
49	Dane Saltarelli	H-BACK	6-3	232	R-Fr.	Belleair Bluffs, Fla. (IMG Academy)
51	Kasey Kelleher*	LS	5-10	233	R-So.	Peninsula, Ohio (Woodridge HS)
52	Tyrese Robinson*	OL	6-3	324	R-So.	McKinney, Texas (Boyd HS)
54	Marquis Hayes	OL	6-5	330	R-So.	Maryland Heights, Mo. (Pattonville HS)
55	Kenneth Mann***	DL	6-3	267	R-Sr.	Burleson, Texas (Burleson HS)

No.	Player	Pos.	Ht.	Wt.	Yr.	Hometown (Previous School)
56	Creed Humphrey*	OL	6-5	316	R-So.	Shawnee, Okla. (Shawnee HS)
57	Brock Pngler	OLB	6-0	220	Fr.	Fairview, Texas (Lovejoy HS)
58	Caden Blanchard	DL	6-1	275	R-Fr.	Fort Lauderdale, Fla. (St. Thomas Aquinas HS)
59	Adrian Ealy*	OL	6-6	328	R-So.	Gonzales, La. (East Ascension HS)
61	Ian McIver	OL	6-3	320	R-So.	Keller, Texas (Central HS)
62	David Swaby	OL	6-9	319	R-So.	Nassau, Bahamas (Navarro College)
65	Finley Felix	OL	6-5	305	Jr.	Fort Myers, Fla. (Coffeyville [Kan.] CC)
69	Clayton Woods	OL	6-2	292	R-Sr.	Highland Park, Texas (Blinn College)
70	Brey Walker	OL	6-6	343	R-Fr.	Moore, Okla. (Westmoore HS)
71	Michael Thompson	OL	6-5	336	R-Fr.	St. Louis, Mo. (Parkway North HS)
72	Stacey Wilkins	OL	6-6	310	Fr.	Camden, Ark. (Camden Fairview HS)
73	R.J. Proctor	OL	6-4	328	R-Sr.	Beaeton, Va. (University of Virginia)
74	Marcus Alexander	OL	6-3	308	Fr.	Sunnyvale, Texas (Sunnyvale HS)
75	E.J. Ndoma-Ogar	OL	6-3	341	Fr.	Allen, Texas (Allen HS)
76	Dalton Bishop	OL	6-5	293	R-So.	Oklahoma City, Okla. (Lewis & Clark College)
77	Erik Swenson	OL	6-5	312	R-Jr.	Downers Grove, Ill. (Downers Grove South HS)
78	Bryce Roberts	OL	6-4	318	Jr.	Yukon, Okla. (New Mexico State University)
79	Darrell Simpson	OL	6-7	342	R-Fr.	Justin, Texas (Northwest HS)
80	Grant Calcaterra**	TE	6-4	227	Jr.	Rancho Santa Margarita, Calif. (Santa Margarita Catholic HS)
81	Brayden Willis*	H-BACK	6-3	235	So.	Arlington, Texas (James Martin HS)
82	Josiah Markum	H-BACK	6-4	227	Fr.	Edmond, Okla. (Okla. Christian Academy HS)
83	Nick Basquine**	WR	5-11	198	R-Sr.	Norman, Okla. (Norman North HS)
84	Lee Morris***	WR	6-2	205	R-Sr.	Allen, Texas (Allen HS)
85	Devin Staton	WR	6-2	202	R-Fr.	Katy, Texas (Cinco Ranch HS)
86	Finn Corwin	WR	5-8	169	Fr.	Dallas, Texas (Highland Park HS)
87	Spencer Jones	WR	6-1	196	R-Jr.	Nashville, Tenn. (Liberty University)
88	Jordan Kelley	DL	6-3	303	R-Fr.	Tulsa, Okla. (Union HS)
88	Jackson Webb	WR	5-11	163	Jr.	Plano, Texas (Plano West Senior HS)
89	Damon Smith	WR	6-1	179	Fr.	Keller, Texas (Keller HS)
90	Neville Gallimore***	DL	6-2	302	R-Sr.	Ottawa, Ontario (Canada Prep Football Acad.)
91	Dillon Faamatau**	DL	6-3	285	R-Sr.	Norwalk, Calif. (Cerritos College)
92	Kori Roberson	DL	6-4	272	Fr.	Manvel, Texas (Manvel HS)
93	Reed Lindsey	DL	6-4	245	Fr.	Clinton, Okla. (Clinton HS)
94	Troy James*	DL	6-1	284	R-So.	Baton Rouge, La. (Madison Prep Academy)
95	Isaiah Thomas*	DL	6-5	250	R-So.	Tulsa, Okla. (Memorial HS)
96	LaRon Stokes	DL	6-4	269	Jr.	Tulsa, Okla. (Northeastern Oklahoma A&M)
97	Marquise Overton***	DL	6-1	306	R-Sr.	Tulsa, Okla. (Jenks HS)
98	Zacchaeus McKinney	DL	6-3	280	R-So.	Weatherford, Texas (Weatherford HS)
99	Marcus Hicks	DL	6-5	261	Fr.	Wichita, Kan. (Northwest HS)

PRONUNCIATION GUIDE

Brian Asamoah	ah-sah-MO-ah	Mykel Jones	MY-kell
Nick Basquine	BASS-kwin	Kasey Kelleher	KELL-uh-her
Nik Bonitto	bo-NEE-toe	Zacchaeus McKinney	zah-KEE-iss
Trejan Bridges	TRAY-jun	Reeves Mundschau	MUND-schow
Gabe Brkic	BUR-kitch	E.J. Ndoma-Ogar	in-DOME-uh O-gar
Grant Calcaterra	cal-cuh-TAIR-uh	Marquise Overton	mar-KWEZ
Jaquayn Crawford	juh-KWAY-lin	Kori Roberson	RO-ber-son
Jeremiah Criddell	cruh-DELL	Rhamondre Stevenson	ruh-MON-dray
Ty DeArman	dee-AR-mun	David Swaby	SWAY-bee
Dillon Faamatau	fahm-ah-TAH-oo	Chance Sylvie	Chance SIL-vee
Finley Felix	FEE-lix	Delarrin Turner-Yell	duh-LAIR-ee-in
Eric Gallegos	guy-YEG-ohss	David Ugwoegbu	uh-GWAY-boo
Jadon Haselwood	JAY-din HAY-zel-wood	Theo Wease	WEESE
Marquis Hayes	mar-KEESE	Joseph Weté	WEH-tay

* Indicates number of letters earned at Oklahoma
All information as of Nov. 7, 2019

No.	Player	Pos.	Ht.	Wt.	Yr.	Hometown (Previous School)
74	Marcus Alexander	OL	6-3	308	Fr.	Sunnyvale, Texas (Sunnyvale HS)
24	Brian Asamoah	LB	6-1	224	R-Fr.	Columbus, Ohio (Saint Francis De Sales HS)
13	Colt Atkinson	QB	6-0	175	Jr.	Denton, Texas (Trinity Valley CC)
20	Robert Barnes**	S	6-2	203	Jr.	Southlake, Texas (Carroll Senior HS)
83	Nick Basquaine**	WR	5-11	198	R-Sr.	Norman, Okla. (Norman North HS)
76	Dalton Bishop	DL	6-5	293	R-So.	Oklahoma City, Okla. (Lewis & Clark College)
58	Caden Blanchard	DL	6-1	275	R-Fr.	Fort Lauderdale, Fla. (St. Thomas Aquinas HS)
35	Nik Bonitto	OLB	6-3	231	R-Fr.	Fort Lauderdale, Fla. (St. Thomas Aquinas HS)
8	Trejan Bridges	WR	6-1	183	Fr.	Carrollton, Texas (Hebron HS)
47	Gabe Brkic	K/P	6-2	196	R-Fr.	Chardon, Ohio (Notre Dame-Cathedral Latin HS)
25	Justin Broiles*	S	5-10	190	R-So.	Oklahoma City, Okla. (John Marshall HS)
26	Kennedy Brooks*	RB	5-11	216	R-So.	Mansfield, Texas (Mansfield HS)
6	Tre Brown**	CB	5-10	181	Jr.	Tulsa, Okla. (Union HS)
80	Grant Calcaterra**	TE	6-4	227	Jr.	Rancho Santa Margarita, Calif. (Santa Margarita Catholic HS)
46	Robert Charlton	CB	5-10	187	R-Sr.	Edmond, Okla. (Memorial HS)
39	Doug Collins	S	6-2	205	R-Fr.	Norman, Okla. (Emporia State)
86	Finn Corwin	WR	5-8	169	Fr.	Dallas, Texas (Highland Park HS)
17	Jaquayn Crawford	CB	5-10	176	R-Fr.	Rockdale, Texas (Rockdale HS)
22	Jeremiah Criddell	S	5-11	194	Fr.	Santa Ana, Calif. (Mater Dei HS)
4	Jaden Davis	CB	5-10	175	Fr.	Fort Lauderdale, Fla. (St. Thomas Aquinas HS)
27	Ty DeArman	S	5-11	188	Fr.	Arlington, Texas (Bowie HS)
30	Levi Draper*	LB	6-1	234	R-So.	Collinsville, Okla. (Collinsville HS)
59	Adrian Ealy*	OL	6-6	328	R-So.	Gonzales, La. (East Ascension HS)
48	Hunter Everett	K/P	6-4	224	Fr.	Newcastle, Okla. (Newcastle HS)
91	Dillon Faamatau**	DL	6-3	285	R-Sr.	Norwalk, Calif. (Cerritos College)
65	Finley Felix	OL	6-5	305	Jr.	Fort Myers, Fla. (Coffeyville [Kan.] CC)
10	Pat Fields*	S	5-11	192	So.	Tulsa, Okla. (Union HS)
34	Eric Gallegos	S	5-9	187	R-Fr.	Frisco, Texas (Heritage HS)
90	Neville Gallimore***	DL	6-2	302	R-Sr.	Ottawa, Ontario (Canada Prep Football Acad.)
27	Jeremiah Hall*	H-BACK	6-2	239	R-So.	Charlotte, N.C. (Zebulon B. Vance HS)
36	Isaiah Harris	RB	5-9	205	R-Fr.	Tulsa, Okla. (McLain HS)
11	Jadon Haselwood	WR	6-2	206	Fr.	Ellenwood, Ga. (Cedar Grove HS)
54	Marquis Hayes	OL	6-5	330	R-So.	Maryland Heights, Mo. (Pattonville HS)
99	Marcus Hicks	DL	6-5	261	Fr.	Wichita, Kan. (Northwest HS)
23	Todd Hudson	RB	5-5	177	Fr.	League City, Texas (Clear Springs HS)
56	Creed Humphrey*	OL	6-5	316	R-So.	Shawnee, Okla. (Shawnee HS)
1	Jalen Hurts	QB	6-2	218	Sr.	Houston, Texas (University of Alabama)
42	Mark Jackson Jr.***	OLB	6-1	236	Sr.	Cibolo, Texas (Byron P. Steele HS)
94	Troy James*	DL	6-1	284	R-So.	Baton Rouge, La. (Madison Prep Academy)
39	Stephen Johnson	K	6-1	191	R-So.	Arlington, Texas (Blinn College)
3	Mykel Jones**	WR	5-11	190	R-Jr.	Patterson, La. (Patterson HS)
21	Ryan Jones*	LB	6-2	231	R-So.	Charlotte, N.C. (Mallard Creek HS)
87	Spencer Jones	WR	6-1	196	R-Jr.	Nashville, Tenn. (Liberty University)
51	Kasey Kelleher*	LS	5-10	233	R-So.	Peninsula, Ohio (Woodridge HS)
88	Jordan Kelley	DL	6-3	303	R-Fr.	Tulsa, Okla. (Union HS)
19	Caleb Kelly***	LB	6-3	225	Sr.	Fresno, Calif. (Clovis West HS)
2	CeeDee Lamb**	WR	6-2	189	Jr.	Richmond, Texas (Foster HS)
93	Reed Lindsey	DL	6-4	245	Fr.	Clinton, Okla. (Clinton HS)
24	Marcus Major	RB	5-11	207	Fr.	Oklahoma City, Okla. (Millwood HS)
55	Kenneth Mann***	DL	6-3	267	R-Sr.	Burleson, Texas (Burleson HS)
82	Josiah Markum	H-BACK	6-4	227	Fr.	Edmond, Okla. (Okla. Christian Academy HS)
41	Jake McCoy	LB	6-4	216	Fr.	Edmond, Okla. (Edmond North HS)
3	Connor McGinnis***	QB	6-4	190	R-Sr.	Oklahoma City, Okla. (Heritage Hall HS)
61	Ian McIver	OL	6-3	320	R-So.	Keller, Texas (Central HS)
98	Zacchaeus McKinney	DL	6-3	280	R-So.	Weatherford, Texas (Weatherford HS)
38	Bryan Mead**	LB	6-2	227	R-Jr.	Owasso, Okla. (Rejoice Christian HS)
5	A.D. Miller	WR	6-3	196	R-Sr.	Dallas, Texas (Bishop Dunne HS)
15	Tanner Mordecai	QB	6-2	208	R-Fr.	Waco, Texas (Midway HS)
15	Jamal Morris	S	6-2	195	Fr.	Houston, Texas (Fort Bend Bush HS)
84	Lee Morris***	WR	6-2	205	R-Sr.	Allen, Texas (Allen HS)
11	Parnell Motley***	CB	6-0	180	Sr.	Washington, D.C. (HD Woodson HS)
46	Reeves Mundschau	P	5-11	180	R-So.	New Braunfels, Texas (Canyon HS)
26	Caleb Murphy	S	5-11	204	R-Fr.	Colleyville, Texas (Colleyville Heritage HS)
9	Kenneth Murray**	LB	6-2	234	Jr.	Missouri City, Texas (Elkins HS)
75	E.J. Ndoma-Ogar	OL	6-3	341	Fr.	Allen, Texas (Allen HS)
13	Tre Norwood**	DB	6-0	185	Jr.	Fort Smith, Ark. (Northside HS)
97	Marquise Overton***	DL	6-1	306	R-Sr.	Tulsa, Okla. (Jenks HS)
1	Jordan Parker**	DB	5-11	182	R-Jr.	Pittsburg, Calif. (Pittsburg HS)
43	Ryan Peoples	DB	5-11	176	R-Fr.	Norman, Okla. (Oklahoma City CC)
7	Ronnie Perkins*	DL	6-3	251	So.	St. Louis, Mo. (Lutheran North HS)
22	T.J. Pledger*	RB	5-9	194	So.	Pacoima, Calif. (IMG Academy)
57	Brock Prenalger	OLB	6-0	220	Fr.	Fairview, Texas (Lovejoy HS)

No.	Player	Pos.	Ht.	Wt.	Yr.	Hometown (Previous School)
73	R.J. Proctor	OL	6-4	328	R-Sr.	Beaeton, Va. (University of Virginia)
44	Brendan Radley-Hiles*	DB	5-9	185	So.	Inglewood, Calif. (IMG Academy)
14	Charleston Rambo*	WR	6-1	180	R-So.	Cedar Hill, Texas (Cedar Hill HS)
7	Spencer Rattler	QB	6-0	191	Fr.	Phoenix, Ariz. (Pinnacle HS)
31	Jalen Redmond	DL	6-3	266	R-Fr.	Midwest City, Okla. (Midwest City HS)
37	Easton Reeves	LB	6-1	217	Fr.	Plano, Texas (Prestonwood Christian School)
92	Kori Roberson	DL	6-4	272	Fr.	Manvel, Texas (Manvel HS)
78	Bryce Roberts	OL	6-4	318	Jr.	Yukon, Okla. (New Mexico State University)
52	Tyrese Robinson*	OL	6-3	324	R-So.	McKinney, Texas (Boyd HS)
49	Dane Saltarelli	H-BACK	6-3	232	R-Fr.	Belleair Bluffs, Fla. (IMG Academy)
9	Tanner Schafer*	QB	6-3	215	R-Jr.	Canadian, Texas (Canadian HS)
36	Josh Schenck	OLB	5-11	210	R-Jr.	Knightdale, N.C. (Knightdale HS)
4	Trey Sermon**	RB	6-0	216	Jr.	Marietta, Ga. (Sprayberry HS)
79	Darrell Simpson	OL	6-7	342	R-Fr.	Justin, Texas (Northwest HS)
89	Damon Smith	WR	6-1	179	Fr.	Keller, Texas (Keller HS)
85	Devin Staton	WR	6-2	202	R-Fr.	Katy, Texas (Cinco Ranch HS)
29	Rhamondre Stevenson	RB	6-0	236	Jr.	Las Vegas, Nev. (Cerritos College)
18	Austin Stogner	TE	6-6	241	Fr.	Plano, Texas (Prestonwood Christian School)
96	LaRon Stokes	DL	6-4	269	Jr.	Tulsa, Okla. (Northeastern Oklahoma A&M)
12	Drake Stoops	WR	5-9	180	R-Fr.	Norman, Okla. (Norman North HS)
33	Marcus Stripling	DL	6-3	247	Fr.	Houston, Texas (Mayde Creek HS)
62	David Swaby	OL	6-9	319	R-So.	Nassau, Bahamas (Navarro College)
77	Erik Swenson	OL	6-5	312	R-Jr.	Downers Grove, Ill. (Downers Grove South HS)
28	Chanse Sylvie**	S	6-0	192	R-Jr.	Shreveport, La. (Calvary Academy)
40	Jon-Michael Terry**	OLB	6-3	230	R-Jr.	Tulsa, Okla. (Victory Christian School)
95	Isaiah Thomas*	DL	6-5	250	R-So.	Tulsa, Okla. (Memorial HS)
71	Michael Thompson	OL	6-5	336	R-Fr.	St. Louis, Mo. (Parkway North HS)
41	Coby Tillman	H-BACK	5-11	241	R-Fr.	Bixby, Okla. (Bixby HS)
32	Delarrin Turner-Yell*	S	5-10	190	So.	Hempstead, Texas (Hempstead HS)
34	David Ugwoegbu	OLB	6-4	231	Fr.	Katy, Texas (Seven Lakes HS)
70	Brey Walker	OL	6-6	343	R-Fr.	Moore, Okla. (Westmoore HS)
5	Woodi Washington	DB	5-11	183	Fr.	Murfreesboro, Tenn. (Oakland HS)
10	Theo Wease	WR	6-3	201	Fr.	Allen, Texas (Allen HS)
88	Jackson Webb	WR	5-11	163	Jr.	Plano, Texas (Plano West Senior HS)
45	Joseph Weté	DE/OLB	6-4	216	Fr.	Washington, D.C. (Gonzaga HS)
23	DaShaun White*	LB	6-0	228	So.	North Richland Hills, Texas (Richland HS)
72	Stacey Wilkins	OL	6-6	310	Fr.	Camden, Ark. (Camden Fairview HS)
81	Brayden Willis*	H-BACK	6-3	235	So.	Arlington, Texas (James Martin HS)
48	Eric Windham	DB	5-10	175	Fr.	Southlake, Texas (Carroll Senior HS)
69	Clayton Woods	OL	6-2	292	R-Sr.	Highland Park, Texas (Blinn College)

COACHING STAFF

<i>Lincoln Riley</i>	<i>Head Coach/Quarterbacks</i>
<i>Alex Grinch</i>	<i>Defensive Coordinator/Safeties</i>
<i>Cale Gundy</i>	<i>Co-Offensive Coordinator/Inside Receivers</i>
<i>Bill Bedenbaugh (BEE-din-bo)</i>	<i>Co-Offensive Coordinator/Offensive Line</i>
<i>Ruffin McNeill</i>	<i>Assistant Head Coach/Outside Linebackers</i>
<i>Shane Beamer</i>	<i>Assistant Head Coach for Offense/Tight Ends and H-Backs</i>
<i>Dennis Simmons</i>	<i>Associate Head Coach/Outside Receivers</i>
<i>Jay Boulware</i>	<i>Special Teams Coordinator/Running Backs</i>
<i>Calvin Thibodeaux (TIB-uh-doe)</i>	<i>Defensive Line</i>
<i>Roy Manning</i>	<i>Cornerbacks</i>
<i>Brian Odum</i>	<i>Inside Linebackers</i>

* Indicates number of letters earned at Oklahoma
All information as of Nov. 7, 2019

#9 QB TANNER SCHAFER

YEAR	GP-GS	C-A	PCT	YDS	AVG/G	TD	INT	LG	RUSH	YDS	AVG	TD	LG
2016													
2017	1-0	3-5	60.0	18	18.0	0	0	7	0	0	0.0	0	0
2018	1-0	0-0	0.0	0	0.0	0	0	0	0	0	0.0	0	0
2019	0-0	0-0	0.0	0	0.0	0	0	0	0	0	0.0	0	0
Career	2-0	3-5	60.0	18	9.0	0	0	7	0	0	0.0	0	0

#4 RB TREY SERMON

YEAR	GP-GS	RUSH	AVG	TD	LG	REC	AVG	TD	LG
2017	14-3	121-744	6.1	5	60	16-139	8.7	2	24
2018	14-12	164-947	5.8	13	60	12-181	15.1	0	51
2019	8-4	53-371	7.0	4	32	8-71	8.9	1	20
Career	36-19	338-2,062	6.1	22	60	36-391	10.9	3	51

#29 RB RHAMONDRE STEVENSON

YEAR	GP-GS	RUSH	AVG	TD	LG	REC	AVG	TD	LG
2019	8-0	39-357	9.2	5	75	5-26	5.2	0	15
Career	8-0	39-357	9.2	5	75	5-26	5.2	0	15

#18 TE AUSTIN STOGNER

YEAR	GP-GS	REC	YDS	AVG	TD	LONG
2019	8-0	3	34	11.3	0	19
Career	8-0	3	34	11.3	0	19

#96 DL LARON STOKES

YEAR	GP-GS	UT	AT	TOTAL	TFL	SACKS	INT	FF	FR	PBU
2019	8-6	5	3	8	3.5-10	0.0-0	0	0	0	0
Career	8-6	5	3	8	3.5-10	0.0-0	0	0	0	0

#12 WR DRAKE STOOPS

YEAR	GP-GS	REC	YDS	AVG	TD	LONG
2018	2-0	2	16	8.0	0	8
2019	8-0	6	67	11.2	0	17
Career	10-0	8	83	10.4	0	17

#33 DL MARCUS STRIPLING

YEAR	GP-GS	UT	AT	TOTAL	TFL	SACKS	INT	FF	FR	PBU
2019	8-0	3	2	5	1.0-3	1.0-3	0	0	0	0
Career	8-0	3	2	5	1.0-3	1.0-3	0	0	0	0

#28 S CHANSE SYLVIE

YEAR	GP-GS	UT	AT	TOTAL	TFL	SACKS	INT	FF	FR	PBU
2016	11-0	1	4	5	0.0-0	0.0-0	0	0	0	0
2017	14-0	8	7	15	1.0-2	0.0-0	0	0	0	0
2018	1-0	0	0	0	0.0-0	0.0-0	0	0	0	0
2019	8-0	5	0	5	0.0-0	0.0-0	0	0	0	0
Career	34-0	14	11	25	1.0-2	0.0-0	0	0	0	0

#40 OLB JON-MICHAEL TERRY

YEAR	GP-GS	UT	AT	TOTAL	TFL	SACKS	INT	FF	FR	PBU
2016										
2017	13-0	2	6	8	0.0-0	0.0-0	0	0	1-0	0
2018	14-0	1	4	5	0.5-0	0.0-0	0	0	0	0
2019	6-6	10	6	16	2.5-4	0.5-1	0	0	0	0
Career	33-6	13	16	29	2.4-4	0.5-1	0	0	1-0	0

#95 DL ISAIAH THOMAS

YEAR	GP-GS	UT	AT	TOTAL	TFL	SACKS	INT	FF	FR	PBU
2017										
2018	9-0	2	2	4	0.0-0	0.0-0	0	0	0	1
2019	5-0	2	2	4	1.0-10	1.0-10	0	0	0	0
Career	14-0	4	4	8	1.0-10	1.0-10	0	0	0	1

#32 S DELARRIN TURNER-YELL

YEAR	GP-GS	UT	AT	TOTAL	TFL	SACKS	INT	FF	FR	PBU
2018	7-0	7	5	12	0.0-0	0.0-0	0	0	0	1
2019	8-8	37	10	47	2.0-7	0.0-0	0	0	0	1
Career	15-8	44	15	59	2.0-7	0.0-0	0	0	0	2

#34 LB DAVID UGWOEGBU

YEAR	GP-GS	UT	AT	TOTAL	TFL	SACKS	INT	FF	FR	PBU
2019	8-1	8	3	11	1.0-1	0-0	0	0	0	0
Career	8-1	8	3	11	1.0-1	0-0	0	0	0	0

#10 WR THEO WEASE

YEAR	GP-GS	REC	YDS	AVG	TD	LONG
2019	7-0	5	84	16.8	1	37
Career	7-0	5	84	16.8	1	37

#23 LB DASHAUN WHITE

YEAR	GP-GS	UT	AT	TOTAL	TFL	SACKS	INT	FF	FR	PBU
2018	14-0	5	8	13	0.0-0	0.0-0	0	0	0	0
2019	8-7	16	12	28	3.5-11	1.0-8	0	0	1	0
Career	22-7	21	20	41	3.5-11	1.0-8	0	0	1	0

#81 H-BACK BRAYDEN WILLIS

YEAR	GP-GS	REC	YDS	AVG	TD	LONG
2018	13-0	1	29	29.0	0	29
2019	8-1	5	99	19.8	0	25
Career	21-1	6	128	21.3	0	29

THE LAST TIME...

INDIVIDUAL

Rushed 30 times

OU: 37, Samaje Perine vs. Oklahoma State (12/3/16)
Opp.: 30, Justice Hill, Oklahoma State (11/4/17)

Rushed 40 times

OU: 55, Steve Owens at Oklahoma State (11/29/69)
Opp.: 40, Ricky Williams, Texas (10/11/97)

Rushed 50 times

OU: 55, Steve Owens at Oklahoma State (11/29/69)
Opp.: Has not happened since at least 1996

Rushed for 100 yards

OU: 131, Jalen Hurts and 105, Kennedy Brooks vs. Texas (10/12/19)
Opp.: 105, James Gilbert, Kansas State (10/26/19)

Quarterback rushed for 100 yards

OU: 131, Jalen Hurts vs. Texas (10/12/19)
Opp.: 103, D'Eriq King, Houston (9/1/19)

Rushed for 200 yards

OU: 206, Trey Sermon at Texas Tech (11/3/18)
Opp.: 252, Pooka Williams, Kansas (11/17/18)

Rushed for 300 yards

OU: 427, Samaje Perine vs. Kansas (11/22/14)
Opp.: 331, Justin Crawford, West Virginia (11/19/16)

Rushed for 400 yards

OU: 427, Samaje Perine vs. Kansas (11/22/14)
Opp.: Never

Two 100-yard rushers

OU: 131, Jalen Hurts and 105, Kennedy Brooks vs. Texas (10/12/19)
Opp.: 142, Alex Delton and 108, Alex Barnes, Kansas State (10/21/17)

Three 100-yard rushers

OU: 146, Trevor Knight, 144, Alex Ross & 110 Samaje Perine at Iowa St. (11/1/14)
Opp.: Never

Had a 70-yard run from scrimmage

OU: 75, Rhamondre Stevenson vs. South Dakota (9/7/19)
Opp.: 75, Sony Michel, Georgia (1/1/18)

Had an 80-yard run from scrimmage

OU: 86, Kennedy Brooks vs. Kansas State (10/27/18)
Opp.: 81, D'Onta Freeman, Texas (10/10/15)

Had a 90-yard run from scrimmage

OU: 99, Abdul Adams at Baylor (9/23/17)
Opp.: 99, Eric Vann, Kansas (10/4/97)

Rushed for three touchdowns

OU: 3, Jalen Hurts at Kansas State (10/26/19)
Opp.: 4, Skylar Thompson, Kansas State (10/26/19)

Rushed for four touchdowns

OU: 4, Rodney Anderson vs. West Virginia (11/25/17)
Opp.: 4, Skylar Thompson, Kansas State (10/26/19)

Rushed for five touchdowns

OU: 5, Samaje Perine vs. Kansas (11/22/14)
Opp.: Never

Rushed for six touchdowns

OU: 6, Quentin Griffin vs. Texas (10/7/00)
Opp.: Never

Passed for 300 yards

OU: 395, Jalen Hurts at Kansas State (10/26/19)
Opp.: 318, Tua Tagovailoa, Alabama (12/29/18)

Passed for 400 yards

OU: 415, Jalen Hurts vs. Texas Tech (9/28/19)
Opp.: 539, Will Grier, West Virginia (11/23/18)

Passed for 500 yards

OU: 598, Baker Mayfield at Oklahoma State (11/4/17)
Opp.: 539, Will Grier, West Virginia (11/23/18)

Attempted 40 passes

OU: 41, Baker Mayfield at Kansas State (10/21/17)
Opp.: 49, Will Grier, West Virginia (11/23/18)

Attempted 50 passes

OU: 71, Landry Jones vs. Oklahoma State (11/24/12)
Opp.: 53, Taylor Cornelius, Oklahoma State (11/10/18)

Attempted 60 passes

OU: 71, Landry Jones vs. Oklahoma State (11/24/12)
Opp.: 60, Charlie Brewer, Baylor (9/29/18)

Threw three touchdown passes

OU: 3, Jalen Hurts vs. West Virginia (10/19/19)
Opp.: 3, Carter Stanley, Kansas (10/5/19)

Threw four touchdown passes

OU: 4, Kyler Murray at TCU (10/20/18)
Opp.: 4, Tua Tagovailoa, Alabama (12/29/18)

Threw five touchdown passes

OU: 6, Kyler Murray vs. Baylor (9/29/18)
Opp.: 5, Mason Rudolph, Oklahoma State (11/4/17)

Threw six touchdown passes

OU: 6, Kyler Murray vs. Baylor (9/29/18)
Opp.: Under research

Non-quarterback touchdown pass

OU: 2 yards, CeeDee Lamb to Baker Mayfield vs. Georgia (1/1/18)
Opp.: 9 yards, Pooka Williams to Jeremiah Booker, Kansas (11/17/18)

Caught 10 passes

OU: 10, CeeDee Lamb vs. Texas (10/12/19)
Opp.: 11, Tyron Johnson and 10, Tylan Wallace, Oklahoma State (11/10/18)

Had 100 yards receiving

OU: 135, CeeDeeLamb at Kansas State (10/26/19)
Opp.: 131, Stephon Robinson, Kansas (10/5/19)

Two 100-yard receivers

OU: 185, CeeDeeLamb; 122, Charleston Rambo vs. Texas Tech (9/28/19)
Opp.: 225, Gary Jennings and 131, David Sills V, West Virginia (11/23/18)

Had 150 yards receiving

OU: 171, CeeDeeLamb vs. Texas (10/12/19)
Opp.: 177, Collin Johnson, Texas (12/1/18)

Had 200 yards receiving

OU: 243, Marquise Brown at West Virginia (11/23/18)
Opp.: 225, Gary Jennings, West Virginia (11/23/18)

Had a 70-yard pass completion

OU: 70, Jalen Hurts to Nick Baquine; 70, Jalen Hurts to CeeDee Lamb at Kansas State (10/26/19)

Opp.: 75, Will Grier to Gary Jennings, West Virginia (11/23/18)

Had an 80-yard pass completion

OU: 82, Kyler Murray to CeeDee Lamb, vs. Kansas State (10/27/18)
Opp.: 90, Jake Waters to Tyler Lockett, Kansas State (11/23/13)

Had a 90-yard pass completion

OU: 90, Eric Moore to P.J. Mills vs. Iowa State (10/7/95)
Opp.: 90, Jake Waters to Tyler Lockett, Kansas State (11/23/13)

Caught two touchdown passes

OU: 3, CeeDee Lamb vs. Texas (10/12/19)
Opp.: 2, Stephon Robinson, Kansas (10/5/19)

Caught three touchdown passes

OU: 3, CeeDee Lamb vs. Texas (10/12/19)
Opp.: 3, Denzel Mims, Baylor (9/23/17)

Caught four touchdown passes

OU: 4, Kenny Stills at West Virginia (11/17/12)
Opp.: 4, Noah Brown, Ohio State (9/17/16)

100-yard rusher and 100-yard receiver

OU: 131 (rush), Jalen Hurts, 171 (rec.) CeeDee Lamb vs. Texas (10/12/19)
Opp.: 137 (rush), Pooka Williams, 131 (rec.), Stephon Robinson, Kansas (10/5/19)

100-yard rusher and 100-yard receiver (same player)

OU: 151 (rush) and 139 (rec.) Rodney Anderson vs. TCU (11/11/17)
Opp.: Has not happened since at least 1996

150-yard rusher and 150-yard receiver

OU: 182 (rush), Kennedy Brooks and 114 (rush) Kyler Murray, 243 (rec.), Marquise Brown at West Virginia (11/23/18)

Opp.: 161 (rush), Zack Langer, 189 (rec.), Keyarris Garrett, Tulsa (9/19/15)

200-yard rusher and 200-yard receiver

OU: 263 (rush), Joe Mixon, 202 (rec.), Dede Westbrook at Texas Tech (10/22/16)
Opp.: 344 (rush), Tavon Austin, 205 (rec.), Stedman Bailey, West Virginia (11/17/12)

Returned a punt for a touchdown

OU: 71, Dede Westbrook vs. Kansas (10/29/16)
Opp.: 92, Tyreek Hill, Oklahoma State (12/6/14)

Returned a kickoff for a touchdown

OU: 97, Joe Mixon vs. Ohio State (9/17/16)
Opp.: 99, Kavontae Turpin, TCU (10/20/18)

Returned an interception for a touchdown

OU: 30, Brendan Radley-Hiles vs. South Dakota (9/7/19)
Opp.: 68, Jerome Baker, Ohio State (9/17/16)

Returned a fumble for a touchdown

OU: 10, Caleb Kelly at West Virginia (11/23/18)
Opp.: 63, Cassius Sendish, Kansas (11/22/14)

Returned a blocked field goal for a touchdown

OU: 48, Darryl Bright vs. Texas Tech (11/21/98)
Opp.: Under research

Returned a blocked punt for a touchdown

OU: 0, Austin Stogner vs. West Virginia (10/19/19)
Opp.: 24, Nathan Jeffery, UTEP (9/1/12)

Had 10 tackles

OU: 10, Delarrin Turner-Yell vs. Texas (10/12/19)
Opp.: 11, Josh Norwood, West Virginia (10/19/19)

Had 15 tackles

OU: 15, Kenneth Murray vs. Alabama (12/29/18)
Opp.: 15, Travin Howard, TCU (12/2/17)

Had 20 tackles

OU: 28, Kenneth Murray; 23, Curtis Bolton vs. Army (9/22/18)
Opp.: 21, Jalen Reeves-Maybin, Tennessee (9/12/15)

Had multiple interceptions

OU: 2, Jordan Evans vs. Baylor (11/12/16)
Opp.: 2, Dylan Haines, Texas (10/8/16)

Had at least 2.0 sacks

OU: 2.0, Neville Gallimore vs. Baylor (10/12/19)
Opp.: 2.0, JoVanni Stewart, West Virginia (11/23/18)

Blocked a punt

OU: Brayden Willis vs. West Virginia (10/19/19)
Opp.: Zack Craig, Oklahoma State (12/7/13)

Blocked a field goal

OU: Devante Bond vs. Tulsa (9/19/15)
Opp.: Lorenzo Carter, Georgia (1/1/18)

Blocked an extra point attempt

OU: Amani Bledsoe vs. Texas (12/1/18)
Opp.: Team, Kansas (11/17/18)

Recorded a safety

OU: Tre Brown vs. Texas (12/1/18) (sack)
Opp.: Team, Texas A&M (11/6/10) (Bad snap thru end zone)

Made three field goals

OU: 4, Gabe Brkic at Kansas State (10/26/19)
Opp.: 4, Connor Martin, Baylor (9/23/17)

Made a 50-yard field goal

OU: 50, Gabe Brkic at Kansas State (10/26/19)
Opp.: 55, Rodrigo Blankenship, Georgia (1/1/18)

Had a 70-yard punt

OU: 70, Jed Barnett at West Virginia (9/20/14)
Opp.: 73, Mike Brandtner, Iowa State (10/14/06)

Converted a two-point conversion

OU: Jalen Hurts pass to CeeDee Lamb at Kansas State (10/26/19)
Opp.: Kyle Kempt pass to Allen Lazard, Iowa State (10/7/17)

Returned a blocked PAT for a two-point conversion:

OU: Zack Sanchez at TCU (10/4/13)
Opp.: Quandre Diggs, Texas (10/13/12)

Returned a two-point PAT attempt for a two-point conversion:

OU: Robert Barnes at Texas Tech (11/3/18)
Opp.: N/A

TEAM**Scored 40 points**

OU: 41-48, at Kansas State (10/26/19)
Opp: 48-41, Kansas State (10/26/19)

Scored 50 points

OU: 52-214, vs. West Virginia (10/19/19)
Opp: 59-56, West Virginia (11/23/18)

Scored 60 points

OU: 70-14, vs. South Dakota (9/7/19)
Opp.: 69-7, Nebraska (11/1/97)

Scored 70 points

OU: 70-14, vs. South Dakota (9/7/19)
Opp.: 73-21, Nebraska (11/2/96)

Posted a shutout

OU: 55-0, at Kansas State (10/17/15)
Opp.: 29-0, at Texas A&M (11/7/98)

Rushed for 200 yards

OU: 276, vs. Texas (10/12/19)
Opp.: 213, Kansas State (10/26/19)

Rushed for 300 yards

OU: 309, at UCLA (9/14/19)
Opp.: 348, Kansas (11/17/18)

Rushed for 400 yards

OU: 405, Texas Tech (10/24/15)
Opp.: 458 at West Virginia (11/17/12)

Rushed for 500 yards

OU: 510, Kansas (11/22/14)
Opp.: Never

Rushed for 600 yards

OU: 768 vs. Kansas State (10/15/88)
Opp.: Never

Rushed for 700 yards

OU: 768 vs. Kansas State (10/15/88)
Opp.: Never

Rushed for less than 100 yards

OU: 70, vs. Houston (9/3/16)
Opp.: 51, West Virginia (10/19/19)

Rushed for five touchdowns

OU: 5 vs. Kansas (11/17/18)
Opp.: 6, Kansas State (10/26/19)

Rushed for six touchdowns

OU: 7, Texas Tech (10/24/15)
Opp.: 6, Kansas State (10/26/19)

Rushed for seven touchdowns

OU: 7, Texas Tech (10/24/15)
Opp.: 8, Nebraska (11/1/97)

Rushed for eight touchdowns

OU: 8, Florida A&M (9/8/12)
Opp.: 8, Nebraska (11/1/97)

Passed for 300 yards

OU: 395, at Kansas State (10/26/19)
Opp.: 328, Alabama (12/29/18)

Passed for 400 yards

OU: 443, vs. Texas Tech (9/28/19)
Opp.: 539, West Virginia (11/23/18)

Passed for 500 yards

OU: 598, at Oklahoma State (11/4/17)
Opp.: 539, West Virginia (11/23/18)

Passed for less than 100 yards

OU: 39, Kansas (11/22/14)
Opp.: 40, Army (9/22/18)

Passed for five touchdowns

OU: 6, vs. South Dakota (9/7/19)
Opp.: 5, Oklahoma State (11/4/17)

Passed for six touchdowns

OU: 6, vs. South Dakota (9/7/19)
Opp.: Never

Gained 500 yards total offense

OU: 560, vs. West Virginia (10/19/19)
Opp.: 528, Alabama (12/29/18)

Gained 600 yards total offense

OU: 644, vs. Texas Tech (9/28/19)
Opp.: 704, West Virginia (11/23/18)

Gained 700 yards total offense

OU: 733, vs. South Dakota (9/7/19)
Opp.: 704, West Virginia (11/23/18)

Gained 800 yards total offense

OU: 854, at Texas Tech (10/22/16)
Opp.: 854, Texas Tech (10/22/16)

Held under 100 total yards

OU: 83, vs. Navy (10/2/65)
Opp.: 44 vs. Idaho State (9/12/09)

Held under 200 total yards

OU: 183, vs. Iowa State (10/16/10)
Opp.: 155, Kansas (11/18/17)

BEST OF THE 2000s

INDIVIDUAL

OFFENSE

Rushing Yards

427, Samaje Perine vs. Kansas (11/22/14)*
263, Joe Mixon at Texas Tech (10/22/16)
249, Adrian Peterson at Oklahoma State (10/30/04)
248, Quentin Griffin vs. Texas (10/12/02)
242, Samaje Perine at West Virginia (9/20/14)

Rushing Attempts

37, Samaje Perine vs. Oklahoma State (12/3/16)
36, Adrian Peterson at Kansas State (10/16/04)
35, Samaje Perine vs. Texas (10/8/16)
35, DeMarco Murray vs. Utah State (9/4/10)
35, Allen Patrick at Missouri (10/28/06)
35, Allen Patrick vs. Colorado (10/21/06)

Rushing Touchdowns

6, Quentin Griffin vs. Texas (10/7/00)*
5, Samaje Perine vs. Kansas (11/22/14)
5, DeMarco Murray vs. North Texas (9/1/07)
4, Done 8 times, MR:
Rodney Anderson vs. West Virginia (11/25/17)

Passing Yards

598, Baker Mayfield at Oklahoma State (11/4/17)*
554, Landry Jones at West Virginia (11/17/12)
545, Baker Mayfield at Texas Tech (10/22/16)
505, Landry Jones at Kansas State (10/29/11)
500, Landry Jones vs. Oklahoma State (11/24/12)

Pass Completions

46, Landry Jones vs. Oklahoma State (11/24/12)*
38, Landry Jones at West Virginia (11/17/12)
37, Landry Jones at Oklahoma State (11/27/10)
36, Done 5 times, MR: Landry Jones at Baylor (11/19/11)

Pass Attempts

71, Landry Jones vs. Oklahoma State (11/24/12)*
62, Landry Jones at Oklahoma State (11/27/10)
59, Landry Jones at Texas A&M (11/6/10)
58, Landry Jones at Nebraska (11/7/09)
55, Landry Jones vs. Texas Tech (10/22/11)

Passing Touchdowns

7, Baker Mayfield at Texas Tech (10/22/16)*
6, Kyler Murray vs. Baylor (9/29/18)
6, Landry Jones at West Virginia (11/17/12)
6, Landry Jones vs. Tulsa (9/19/09)
5, Done 18 times, MR: Baker Mayfield at Oklahoma State (11/4/17)

Receptions

15, Sterling Shepard vs. Kansas State (10/18/14)*
15, Justin Brown vs. Oklahoma State (11/24/12)*
15, Jalen Saunders vs. Notre Dame (10/27/12)*
15, Ryan Broyles vs. Iowa State (10/16/10)*
14, Sterling Shepard at Baylor (11/14/15)
14, Ryan Broyles at Kansas State (10/29/11)
14, Ryan Broyles vs. Tulsa (9/3/11)

Receiving Yards

265, Marquise Brown at Oklahoma State (11/4/17)*
243, Marquise Brown at West Virginia (11/23/18)
232, Dede Westbrook vs. Texas (10/8/16)
217, Ryan Broyles at Kansas (10/15/11)
215, Sterling Shepard at TCU (10/4/14)

Receiving Touchdowns

4, Kenny Stills at West Virginia (11/17/12)*
4, Jermaine Gresham vs. Texas A&M (11/3/07)*
4, Trent Smith at Kansas (10/13/01)*
3, Done 15 times, MR: CeeDee Lamb vs. Texas Tech (9/28/19)

Total Offense

589, Baker Mayfield at Oklahoma State (11/4/17)*
572, Baker Mayfield vs. Tulsa (9/19/15)
564, Baker Mayfield at Texas Tech (10/22/16)
554, Landry Jones at West Virginia (11/17/12)
508, Jalen Hurts vs. Houston (9/1/19)

All-Purpose Yards

446, Samaje Perine vs. Kansas (11/22/14)*
377, Joe Mixon at Texas Tech (10/22/16)
316, Ryan Broyles vs. Oklahoma State (11/28/09)
301, Ryan Broyles at Kansas (10/15/11)
290, Rodney Anderson vs. TCU (11/11/17)

Tackles

28, Kenneth Murray vs. Army (9/22/18)
23, Curtis Bolton vs. Army (9/22/18)
19, Dominique Alexander vs. Texas (10/12/13)
19, Travis Lewis vs. Texas (10/11/08)
19, Lance Mitchell at Missouri (10/5/02)

Tackles for Loss

5.0, Pryce Macon vs. Nebraska (12/4/10)
5.0, Rufus Alexander vs. Middle Tennessee (9/23/06)
5.0, Teddy Lehman vs. Kansas State (12/6/03)
5.0, Jimmy Wilkerson at Baylor (11/4/00)
4.0, many times, MR: Frank Alexander vs. Texas (10/8/11)

Sacks

3.0, 14 times, MR: Charles Tapper at Kansas (10/31/15)

Interceptions

3, Tony Jefferson vs. Ball State (10/1/11)*
3, J.T. Thatcher vs. Kansas (9/30/00)*
2, 22 times, MR: Jordan Evans vs. Baylor (11/12/16)

Pass Breakups

5, Derrick Strait vs. Oklahoma State (11/24/01)
4, 9 times, MR: Tre Brown vs. Baylor (9/29/18)

SPECIAL TEAMS

Field Goals Made

4, 6 times, MR: Michael Hunnicutt vs. Iowa State (11/26/11)*

LONGEST PLAYS

Rush

99, Abdul Adams at Baylor (9/23/17)*#
95, Damien Williams vs. Texas (10/13/12)#
92, DeMarco Murray vs. Utah State (9/15/07)#
89, Damien Williams vs. Florida A&M (9/8/12)#
86, Kennedy Brooks vs. Kansas State (10/27/18)#
84, Adrian Peterson vs. Oklahoma State (11/26/05)#

Pass Play

88, Baker Mayfield to Dede Westbrook vs. Kansas State (10/15/16)#
87, Kyler Murray to Marquise Brown vs. Tulane (9/16/17)#
86, Landry Jones to Cameron Kenney at OSU (11/27/10)#
86, Kyler Murray to CeeDee Lamb vs. Baylor (9/29/18)#
84, Baker Mayfield to Marquise Brown at Oklahoma State (11/4/17)#
82, Kyler Murray to CeeDee Lamb vs. Kansas State (10/27/18)#
82, Baker Mayfield to CeeDee Lamb vs. Tulane (9/16/17)#
82, Blake Bell to Jaz Reynolds vs. Tulsa (9/14/13)

Punt

85, Tress Way vs. Utah State (9/4/10)
75, Tress Way at TCU (12/1/12)
75, Michael Cohen at Texas A&M (11/4/06)
74, Tress Way vs. Oklahoma State (11/28/09)
73, Cody Freeby at Texas Tech (11/19/05)

Field Goal

53, Michael Hunnicutt at Kansas State (10/29/11)
53, Garrett Hartley vs. Utah State (9/15/07)
52, Garrett Hartley vs. Texas (10/8/05)
51, Austin Seibert vs. West Virginia (11/25/17)
50, Garrett Hartley at Nebraska (10/29/05)
50, Gabe Brkic at Kansas State (10/26/19)

Punt Return

91, Antonio Perkins at Tulsa (8/30/02)#
91, Jalen Saunders vs. Iowa State (11/16/13)#
90, Justin Brown vs. Kansas (10/20/12)#
87, Ryan Broyles vs. Oklahoma State (11/28/09)#
84, Antonio Perkins vs. UCLA (9/20/03)#

Kick Return

100, Alex Ross at West Virginia (9/20/14)*#
100, Roy Finch vs. Kansas (10/20/12)*#
100, Mark Bradley at Iowa State (10/4/03)*#
97, Joe Mixon vs. Ohio State (9/17/16)#
93, J.T. Thatcher at Kansas State (10/14/00)

Interception Return

100, Julian Wilson vs. Tennessee (9/13/14)*#
97, Derrick Strait at Texas Tech (11/22/03)
85, Dominique Franks at Kansas (10/24/09)#
85, J.T. Thatcher vs. Texas Tech (11/18/00)#
80, Jordan Evans at West Virginia (11/19/16)#

Fumble Return

69, Cory Heinecke at Air Force (9/1/01)*#
61, Reggie Smith vs. Miami (FL) (9/8/07)#
56, Jamell Fleming vs. Texas (10/8/11)#
53, Keenan Clayton vs. Texas Tech (11/22/08)

* School record

Play resulted in a touchdown

TEAM**OFFENSE****First Downs**

44, vs. Oklahoma State (11/24/12)
 41, at Iowa State (11/1/14)
 39, vs. Missouri (12/6/08)
 38, vs. Tulsa (9/19/15)
 37, vs. Iowa State (10/16/10)

Rushing Yards

510, vs. Kansas (11/22/14)
 510, at Iowa State (11/1/14)
 405, vs. Texas Tech (10/24/15)
 405, vs. Iowa State (11/16/13)
 384, at Texas Tech (11/15/14)

Rushing Attempts

66, vs. Iowa State (10/19/02)
 64, at West Virginia (11/19/16)
 63, vs. Oklahoma State (12/6/14)
 61, vs. Texas A&M (11/8/03)
 61, vs. Texas Tech (11/23/02)

Rushing Touchdowns

8, vs. Florida A&M (9/8/12)
 7, vs. Texas Tech (10/24/15)
 7, vs. North Texas (9/1/07)
 7, vs. Texas (10/7/00)
 6, vs. Texas (10/13/12)
 6, vs. Missouri (12/6/08)

Passing Yards

598, at Oklahoma State (11/4/17)
 554, at West Virginia (11/17/12)
 545, at Texas Tech (10/22/16)
 520, at Kansas State (10/29/11)
 512, vs. Oklahoma State (11/24/12)

Pass Completions

47, vs. Oklahoma State (11/24/12)
 39, vs. Tulsa (9/3/11)
 39, vs. Tulsa (11/3/01)
 38, at West Virginia (11/17/12)
 37, at Oklahoma State (11/27/10)
 37, at Kansas State (10/29/11)

Pass Attempts

73, vs. Oklahoma State (11/24/12)
 62, at Oklahoma State (11/27/10)
 60, at Texas A&M (11/6/10)
 58, at Nebraska (11/7/09)
 55, vs. Texas Tech (10/22/11)

Passing Touchdowns

7, at Texas Tech (10/22/16)
 6, vs. South Dakota (9/7/19)
 6 vs. Baylor (9/29/18)
 6, at West Virginia (11/17/12)
 6, vs. Tulsa (9/19/09)
 6, vs. Miami (FL) (9/8/07)
 5, 22 times, MR: at Oklahoma State (11/4/17)

Total Offense

854, at Texas Tech (10/22/16)
 785, at Oklahoma State (11/4/17)
 773, vs. Tulsa (9/19/15)
 751, at Iowa State (11/1/14)
 733, vs. South Dakota (9/7/19)
 710, at Kansas (10/31/15)

Points

79, vs. North Texas (9/1/07)
 77, vs. Texas A&M (11/8/03)
 70, vs. South Dakota (9/7/19)
 69, vs. Florida A&M (9/8/12)
 68, vs. UTEP (9/14/02)
 66, at Texas Tech (10/22/16)
 66, at Texas A&M (11/8/08)

DEFENSE**Fewest First Downs Allowed**

1, vs. Chattanooga (8/30/08)
 3, vs. Colorado (12/4/04)
 3, vs. Texas A&M (11/8/03)
 5, vs. Colorado (10/21/06)
 5, vs. Iowa State (10/19/02)
 5, vs. Texas A&M (11/10/01)

Fewest Rush Yards Allowed

-48, at Baylor (11/18/06)
 -22, vs. Idaho State (9/12/09)
 -7, at Texas Tech (11/17/01)
 -7, vs. Texas (10/7/00)
 -4, vs. Colorado (12/4/04)

Fewest Pass Yards Allowed

13, vs. Arkansas (1/1/02)
 16, at Kansas (10/19/13)
 20, vs. Chattanooga (8/30/08)
 25, at Baylor (11/4/00)
 32, vs. Texas A&M (11/8/03)
 40, vs. Army (9/22/18)

Fewest Completions Allowed

2, vs. Arkansas (1/1/02)
 3, vs. Army (9/22/18)
 3, vs. Chattanooga (8/30/08)
 3, vs. Colorado (10/21/06)
 4, vs. Texas A&M (11/8/03)
 4, vs. Iowa State (10/19/02)

Fewest Total Yards Allowed

36, vs. Chattanooga (8/30/08)
 44, vs. Idaho State (9/12/09)
 46, vs. Colorado (12/4/04)
 50, vs. Arkansas (1/1/02)
 54, vs. Texas A&M (11/8/03)

Fewest Points Allowed

0, 13 times, MR: at Kansas State (10/17/15)

Most Sacks Recorded

9, vs. Texas (10/12/19)
 9, vs. Arkansas (1/1/02)
 9, at Nebraska (10/29/05)
 8, vs. Texas (10/8/11)
 7, 7 times, MR: vs. West Virginia (10/3/15)

Most Interceptions Recorded

5, at Texas Tech (11/22/03)
 5, vs. Kansas (9/30/00)
 4, vs. Texas Tech (10/24/15)
 4, vs. Texas (10/6/01)
 3, 25 times, MR: vs. TCU (11/21/15)

Most Turnovers Forced

7, vs. Kansas (9/30/00)
 7, vs. UTEP (9/2/00)
 6, vs. Texas (10/11/03)
 5, 10 times, MR: vs. West Virginia (10/3/15)

2019 RESULTS (OVERALL: 7-1 | BIG 12: 4-1 | HOME: 4-0 | AWAY: 2-1 | NEUTRAL: 1-0)

Date	CFP/AP/C	Opponent (Rank)	TV	Site	Result	Attend.	Top Passer	Top Rusher	Top Receiver	Top Tackler
9/1	(NA/4/4)	Houston	ABC	Norman	W, 49-31	84,534	Hurts (20-23-332-0, 3 TD)	Hurts (16-176-3)	Rambo (3-105-1)	Murray (13)
9/7	(NA/4/4)	South Dakota	PPV	Norman	W, 70-14	82,181	Hurts (14-18-259-0, 3 TD)	Stevenson (6-104-1)	Lamb (6-144-1)	Fields (6)
9/14	(NA/5/4)	at UCLA	FOX	Pasadena, Calif.	W, 48-14	52,578	Hurts (15-20-289-0, 3 TD)	Hurts (14-160-1)	Rambo (5-116-2)	Davis (6)
9/28	(NA/6/4)	Texas Tech	FOX	Norman	W, 55-16	84,416	Hurts (17-24-415-1, 3 TD)	Sermon (7-76-2)	Lamb (7-185-3)	Murray (9)
10/5	(NA/6/4)	at Kansas	ABC	Lawrence, Kan.	W, 45-20	34,402	Hurts (16-24-228-1, 2 TD)	Stevenson (5-109-1)	Willis (2-38-0)	Turner-Yell (7)
10/12	(NA/6/5)	vs. Texas (NA/11/11)	FOX	Dallas, Texas	W, 34-27	92,100	Hurts (16-28-235-1, 3 TD)	Hurts (17-131-1)	Lamb (10-171-3)	Turner-Yell (10)
10/19	(NA/5/5)	West Virginia	FOX	Norman	W, 52-14	82,620	Hurts (16-17-316-0, 3 TD)	Hurts (10-75-2)	Rambo (4-71-1)	Murray (9)
10/26	(NA/5/5)	at Kansas State	ABC	Manhattan, Kan.	L, 41-48	50,394	Hurts (16-26-395-0, 1 TD)	Hurts (19-96-3)	Lamb (5-135-1)	Fields (7)
11/9	(9/9/8)	Iowa State	FOX	Norman						
11/16		at Baylor		Waco, Texas						
11/23		TCU		Norman						
11/30		at Oklahoma State		Stillwater, Okla.						

TEAM STATISTICS

	OU	OPP
SCORING	394	184
Points Per Game	49.2	23.0
Points Off Turnovers	28	20
FIRST DOWNS	201	164
Rushing	84	54
Passing	108	82
Penalty	9	28
RUSHING YARDAGE	2017	1107
Yards gained rushing	2181	1364
Yards lost rushing	164	257
Rushing Attempts	286	284
Average Per Rush	7.1	3.9
Average Per Game	252.1	138.4
TDs Rushing	25	12
PASSING YARDAGE	2770	1603
Comp-Att-Int	156-216-4	150-245-4
Average Per Pass	12.8	6.5
Average Per Catch	17.8	10.7
Average Per Game	346.2	200.4
TDs Passing	24	11
TOTAL OFFENSE	4787	2710
Total Plays	502	529
Average Per Play	9.5	5.1
Average Per Game	598.4	338.8
KICK RETURNS: #-Yards	15-243	24-439
PUNT RETURNS: #-Yards	19-146	3-32
INT RETURNS: #-Yards	4-31	4-76
KICK RETURN AVERAGE	16.2	18.3
PUNT RETURN AVERAGE	7.7	10.7
INT RETURN AVERAGE	7.8	19.0
FUMBLES-LOST	9-4	8-2
PENALTIES-Yards	59-651	53-392
Average Per Game	81.4	49.0
PUNTS-Yards	18-794	47-2032
Average Per Punt	44.1	43.2
Net punt average	41.2	39.3
KICKOFFS-Yards	69-4211	35-2082
Average Per Kick	61.0	59.5
Net kick average	40.5	39.7
TIME OF POSSESSION/Game	28:36	31:24
3RD-DOWN Conversions	33/72	33/110
3rd-Down Pct	46%	30%
4TH-DOWN Conversions	4/5	8/16
4th-Down Pct	80%	50%
SACKS BY-Yards	23-176	7-48
MISC YARDS	0	0
TOUCHDOWNS SCORED	51	23
FIELD GOALS-ATTEMPTS	12-14	8-9
ON-SIDE KICKS	0-0	0-3
RED-ZONE SCORES	(40-44) 91%	(24-26) 92%
RED-ZONE TOUCHDOWNS	(31-44) 70%	(17-26) 65%
PAT-ATTEMPTS	(50-50) 100%	(22-23) 96%
ATTENDANCE	333751	137374
Games/Avg Per Game	4/83438	3/45791
Neutral Site Games		1/92100

SCORE BY QUARTERS

	1st	2nd	3rd	4th	OT	TOTAL
Oklahoma	100	99	115	80	—	394
Opponents	14	61	65	44	—	184

RUSHING

Name	G	Att	Gain	Loss	Net	Avg	TD	Long	Avg/G
Hurts, Jalen	8	103	869	68	801	7.8	13	52	100.1
Brooks, Kennedy	7	48	394	11	383	8.0	2	42	54.7
Sermon, Trey	8	53	381	10	371	7.0	4	32	46.4
Stevenson, Rhamondre	8	39	374	17	357	9.2	5	75	44.6
Pledger, T.J.	4	7	60	0	60	8.6	0	16	15.0
Major, Marcus	3	10	28	0	28	2.8	0	6	9.3
Mordecai, Tanner	6	4	20	4	16	4.0	0	12	2.7
Rambo, Charleston	8	2	18	3	15	7.5	0	18	1.9
Rattler, Spencer	2	2	15	0	15	7.5	0	8	7.5
Haselwood, Jadon	7	1	8	0	8	8.0	0	8	1.1
Mclver, Ian	5	1	0	1	-1	-1.0	0	0	-0.2
Hall, Jeremiah	8	1	0	1	-1	-1.0	0	0	-0.1
Willis, Brayden	8	2	0	1	-1	-0.5	0	0	-0.1
Lamb, CeeDee	8	5	14	25	-11	-2.2	1	9	-1.4
Team	4	8	0	23	-23	-2.9	0	0	-5.8
Total	8	286	2181	164	2017	7.1	25	75	252.1
Opponents	8	284	1364	257	1107	3.9	12	58	138.4

PASSING

Name	G	Effic	Comp-Att-Int	Pct	Yds	TD	Long	Avg/G
Hurts, Jalen	8	224.28	133-180-3	73.9	2469	21	74	308.6
Mordecai, Tanner	6	153.80	16-26-0	61.5	207	2	40	34.5
Rattler, Spencer	2	192.90	6-8-0	75.0	73	1	33	36.5
Basquine, Nick	8	38.20	1-2-1	50.0	21	0	21	2.6
Total	8	212.91	156-216-4	72.2	2770	24	74	346.2
Opponents	8	127.74	150-245-4	61.2	1603	11	39	200.4

RECEIVING

Name	G	No	Yds	Avg	TD	Long	Avg/G
Lamb, CeeDee	8	36	816	22.7	11	71	102.0
Rambo, Charleston	8	25	559	22.4	5	74	69.9
Haselwood, Jadon	7	15	231	15.4	1	49	33.0
Basquine, Nick	8	12	205	17.1	0	70	25.6
Hall, Jeremiah	8	10	113	11.3	3	23	14.1
Sermon, Trey	8	8	71	8.9	1	20	8.9
Morris, Lee	8	7	166	23.7	1	46	20.8
Bridges, Trejan	8	6	75	12.5	1	33	9.4
Stoops, Drake	8	6	67	11.2	0	17	8.4
Willis, Brayden	8	5	99	19.8	0	25	12.4
Wease, Theo	7	5	84	16.8	1	37	12.0
Calcaterra, Grant	5	5	79	15.8	0	24	15.8
Stevenson, Rhamondre	8	5	26	5.2	0	15	3.2
Stogner, Austin	8	3	34	11.3	0	19	4.2
Brooks, Kennedy	7	3	27	9.0	0	24	3.9
Miller, A.D.	5	2	55	27.5	0	40	11.0
Jones, Mykel	6	2	42	21.0	0	37	7.0
Hurts, Jalen	8	1	21	21.0	0	21	2.6
Total	8	156	2770	17.8	24	74	346.2
Opponents	8	150	1603	10.7	11	39	200.4

PUNT RETURNS

Name	No.	Yds	Avg	TD	Long
Lamb, CeeDee	17	138	8.1	0	46
Stoops, Drake	1	-1	-1.0	0	0
Willis, Brayden	1	9	9.0	0	0
Stogner, Austin	0	0	0.0	1	0
Total	19	146	7.7	1	46
Opponents	3	32	10.7	0	27

KICK RETURNS

Name	No.	Yds	Avg	TD	Long
Brown, Tre	8	156	19.5	0	29
Pledger, T.J.	6	66	11.0	0	23
Rambo, Charleston	1	21	21.0	0	21
Total	15	243	16.2	0	29
Opponents	24	439	18.3	0	33

INTERCEPTIONS

Name	No.	Yds	Avg	TD	Long
Brown, Tre	1	1	1.0	0	1
Davis, Jaden	1	0	0.0	0	0
Jones, Ryan	1	0	0.0	0	0
Radley-Hiles, Brendan	1	30	30.0	1	30
Total	4	31	7.8	1	30
Opponents	4	76	19.0	0	40

FUMBLE RETURNS

Name	No.	Yds	Avg	TD	Long
Total	0	0	0.0	0	0
Opponents	1	7	7.0	0	7

FIELD GOALS BY PLAYER

Name	FGM-FGA	Pct.	01-19	20-29	30-39	40-49	50-99	Lg	Blk
Sutherland, Calum	2-4	50.0	0-0	1-1	1-2	0-1	0-0	32	0
Brkic, Gabe	10-10	100.0	1-1	2-2	5-5	1-1	1-1	50	0

FIELD GOALS SEQUENCE

	Oklahoma	Opponents
Houston	49, 36	(34)
South Dakota	-	-
UCLA	(22),(32)	36
Texas Tech	(34),(33)	(24),(36),(41)
Kansas	(32)	-
Texas	(19),(34)	(49),(32)
West Virginia	(29)	-
Kansas State	(44),(25),(50),(39)	(35),(37)
Iowa State		
Baylor		
TCU		
Oklahoma State		

Numbers in (parentheses) indicate field goal was made

PUNTING

Name	No.	Yds.	Avg.	Long	TB	FC	I20	50+	Blkd
Mundschau, Reeves	18	794	44.1	67	1	7	5	7	0
Total	18	794	44.1	67	1	7	5	7	0
Opponents	47	2032	43.2	69	2	14	12	8	1

KICKOFFS

Name	No.	Yds.	Avg.	TB	OB	Ret.	Net	YdLn
Brkic, Gabe	69	4211	61.0	39	0			
Total	69	4211	61.0	39	0	439	40.5	24
Opponents	35	2082	59.5	18	1	243	39.7	25

SCORING

Name	TD	FGs	PAT Kick	PAT Rush	PAT Rcv	PAT Pass	DXP	Saf	Points
Hurts, Jalen	13	0-0	0-0	0-0	0	1-1	0	0	78
Lamb, CeeDee	12	0-0	0-0	0-0	1	0-0	0	0	74
Brkic, Gabe	0	10-10	27-27	0-0	0	0-0	0	0	57
Rambo, Charleston	5	0-0	0-0	0-0	0	0-0	0	0	30
Sermon, Trey	5	0-0	0-0	0-0	0	0-0	0	0	30
Stevenson, Rhamondre	5	0-0	0-0	0-0	0	0-0	0	0	30
Sutherland, Calum	0	2-4	23-23	0-0	0	0-0	0	0	29
Hall, Jeremiah	3	0-0	0-0	0-0	0	0-0	0	0	18
Brooks, Kennedy	2	0-0	0-0	0-0	0	0-0	0	0	12
Morris, Lee	1	0-0	0-0	0-0	0	0-0	0	0	6
Radley-Hiles, Brendan	1	0-0	0-0	0-0	0	0-0	0	0	6
Haselwood, Jadon	1	0-0	0-0	0-0	0	0-0	0	0	6
Bridges, Trejan	1	0-0	0-0	0-0	0	0-0	0	0	6
Wease, Theo	1	0-0	0-0	0-0	0	0-0	0	0	6
Stogner, Austin	1	0-0	0-0	0-0	0	0-0	0	0	6
Total	51	12-14	50-50	0-0	1	1-1	0	0	394
Opponents	23	8-9	22-23	0-0	0	0-0	0	0	184

ALL-PURPOSE YARDS

Name	G	Rush	Rec	PR	KOR	IR	Tot	Avg/G
Lamb, CeeDee	8	-11	816	138	0	0	943	117.9
Hurts, Jalen	8	801	21	0	0	0	822	102.8
Rambo, Charleston	8	15	559	0	21	0	595	74.4
Sermon, Trey	8	371	71	0	0	0	442	55.2
Brooks, Kennedy	7	383	27	0	0	0	410	58.6
Stevenson, Rhamondre	8	357	26	0	0	0	383	47.9
Haselwood, Jadon	7	8	231	0	0	0	239	34.1
Basquine, Nick	8	0	205	0	0	0	205	25.6
Morris, Lee	8	0	166	0	0	0	166	20.8
Brown, Tre	8	0	0	0	156	1	157	19.6
Pledger, T.J.	4	60	0	0	66	0	126	31.5
Hall, Jeremiah	8	-1	113	0	0	0	112	14.0
Willis, Brayden	8	-1	99	9	0	0	107	13.4
Wease, Theo	7	0	84	0	0	0	84	12.0
Calcaterra, Grant	5	0	79	0	0	0	79	15.8
Bridges, Trejan	8	0	75	0	0	0	75	9.4
Stoops, Drake	8	0	67	-1	0	0	66	8.2
Miller, A.D.	5	0	55	0	0	0	55	11.0
Jones, Mykel	6	0	42	0	0	0	42	7.0
Stogner, Austin	8	0	34	0	0	0	34	4.2
Radley-Hiles, Brendan	8	0	0	0	0	30	30	3.8
Major, Marcus	3	28	0	0	0	0	28	9.3
Mordecai, Tanner	6	16	0	0	0	0	16	2.7
Rattler, Spencer	2	15	0	0	0	0	15	7.5
Mclver, Ian	5	-1	0	0	0	0	-1	-0.2
Team	4	-23	0	0	0	0	-23	-5.8
Total	8	2017	2770	146	243	31	5207	650.9
Opponents	8	1107	1603	32	439	76	3257	407.1

TOTAL OFFENSE

Name	G	Plays	Rush	Pass	Total	Avg/G
Hurts, Jalen	8	283	801	2469	3270	408.8
Brooks, Kennedy	7	48	383	0	383	54.7
Sermon, Trey	8	53	371	0	371	46.4
Stevenson, Rhamondre	8	39	357	0	357	44.6
Mordecai, Tanner	6	30	16	207	223	37.2
Rattler, Spencer	2	10	15	73	88	44.0
Pledger, T.J.	4	7	60	0	60	15.0
Major, Marcus	3	10	28	0	28	9.3
Basquine, Nick	8	2	0	21	21	2.6
Rambo, Charleston	8	2	15	0	15	1.9
Haselwood, Jadon	7	1	8	0	8	1.1
Willis, Brayden	8	2	-1	0	-1	-0.1
Hall, Jeremiah	8	1	-1	0	-1	-0.1
Mclver, Ian	5	1	-1	0	-1	-0.2
Lamb, CeeDee	8	5	-11	0	-11	-1.4
Team	4	8	-23	0	-23	-5.8
Total	8	502	2017	2770	4787	598.4
Opponents	8	529	1107	1603	2710	338.8

OFFENSIVE GAME-BY-GAME

PASSING (Quarterbacks only)

#1 Jalen Hurts	Att	Comp	INT	Pct	Yards	TD	Long	Sack	Yds	Effic
Houston	23	20	0	87.0	332	3	56	0	0	251.3
South Dakota	18	14	0	77.8	259	3	49	1	10	253.6
UCLA	20	15	0	75.0	289	3	48	1	7	245.9
Texas Tech	24	17	1	70.8	415	3	74	1	7	249.0
Kansas	24	16	1	66.7	228	2	24	1	8	165.6
Texas	28	16	1	57.1	235	3	51	0	0	155.9
West Virginia	17	16	0	94.1	316	3	46	1	5	308.5
Kansas State	26	19	0	73.1	395	1	70	2	11	213.4
TOTALS	180	133	3	73.9	2469	21	74	7	48	224.3

#15 Tanner Mordecai	Att	Comp	INT	Pct	Yards	TD	Long	Sack	Yds	Effic
Houston	1	0	0	0.0	0	0	0	0	0	0.0
South Dakota	8	6	0	75.0	114	2	40	0	0	277.2
UCLA	3	1	0	33.3	13	0	13	0	0	69.7
Texas Tech	6	4	0	66.7	5	0	8	0	0	73.7
Kansas	4	3	0	75.0	28	0	14	0	0	133.8
West Virginia	4	2	0	50.0	47	0	37	0	0	148.7
TOTALS	26	16	0	61.5	207	2	40	0	0	153.8

#7 Spencer Rattler	Att	Comp	INT	Pct	Yards	TD	Long	Sack	Yds	Effic
South Dakota	4	4	0	100.0	50	1	33	0	0	287.5
Texas Tech	4	2	0	50.0	23	0	15	0	0	98.3
TOTALS	8	6	0	75.0	73	1	33	0	0	192.9

RUSHING

Player	No-Yds/TD	UH	USD	UCLA	TTU	KU	UT	WVU	KSU	ISU	BU	TCU	OSU
Hurts, Jalen	103-801/13	16-176/3	8-47/0	14-150/1	9-70/1	10-56/2	17-131/1	10-75/2	19-96/3				
Brooks, Kennedy	48-383/2	4-46/0	6-69/1	7-62/0	8-29/0	DNP	10-105/0	10-70/1	3-2/0				
Sermon, Trey	53-371/4	11-91/0	9-56/1	7-51/0	7-76/2	11-71/1	-	5-17/0	3-9/0				
Stevenson, Rhamondre	39-357/5	6-41/1	6-104/1	9-37/1	3-28/1	5-109/1	6-37/0	4-1/0	-				
Pledger, T.J.	7-60/0	DNP	DNP	DNP	DNP	3-30/0	1-5/0	3-25/0	-				
Major, Marcus	10-28/0	DNP	5-12/0	DNP	1-1/0	4-15/0	DNP	DNP	DNP				
Mordecai, Tanner	4-16/0	-	-	1-12/0	-	2-7/0	DNP	1--3/0	DNP				
Rambo, Charleston	2-15/0	-	1-18/0	1--3/0	-	-	-	-	-				
Rattler, Spencer	2-15/0	DNP	2-15/0	DNP	-	DNP	DNP	DNP	DNP				
Haselwood, Jadon	1-8/0	-	-	-	-	-	DNP	1-8/0	-				
Mclver, Ian	1--1/0	DNP	-	-	-	-	DNP	1--1/0	DNP				
Hall, Jeremiah	1--1/0	-	-	1--1/0	-	-	-	-	-				
Willis, Brayden	2--1/0	-	-	-	1--1/0	1-0/0	-	-	-				
Lamb, CeeDee	5--11/1	-	-	1-1/1	-	1--20/0	1-4/0	1-9/0	1--5/0				
Team	8--23/0	DNP	2--11/0	DNP	1--2/0	DNP	3--6/0	2--4/0	DNP				

RECEIVING

Player	No-Yds/TD	UH	USD	UCLA	TTU	KU	UT	WVU	KSU	ISU	BU	TCU	OSU
Lamb, CeeDee	36-816/11	2-46/1	6-144/1	1-39/1	7-185/3	2-25/1	10-171/3	3-71/0	5-135/1				
Rambo, Charleston	25-559/5	3-105/1	3-30/1	5-116/2	2-122/0	1-10/0	3-23/0	4-71/1	4-82/0				
Haselwood, Jadon	15-231/1	2-46/0	3-78/1	1-9/0	6-59/0	2-26/0	DNP	1-13/0	-				
Basquine, Nick	12-205/0	3-31/0	1-12/0	2-17/0	-	2-32/0	1-17/0	1-13/0	2-83/0				
Morris, Lee	7-166/1	-	-	2-43/0	-	1-19/0	-	2-57/1	2-47/0				
Hall, Jeremiah	10-113/3	3-25/1	1-8/1	1-8/0	1-23/0	2-28/0	-	1-20/1	1-1/0				
Willis, Brayden	5-99/0	1-14/0	-	-	-	2-38/0	1-25/0	-	1-22/0				
Wease, The	5-84/1	-	2-34/1	-	1-11/0	-	DNP	1-34/0	1-5/0				
Calcaterra, Grant	5-79/0	2-20/0	-	2-40/0	-	1-19/0	DNP	DNP	DNP				
Bridges, Trejan	6-75/1	-	3-43/1	1-13/0	-	2-19/0	-	-	-				
Sermon, Trey	8-71/1	2-25/0	-	-	2-11/0	2-20/1	-	-	2-15/0				
Stoops, Drake	6-67/0	-	1-17/0	1-17/0	-	1-9/0	-	2-19/0	1-5/0				
Miller, A.D.	2-55/0	1-15/0	1-40/0	-	DNP	DNP	DNP	-	-				
Jones, Mykel	2-42/0	1-5/0	-	-	-	-	DNP	1-37/0	DNP				
Stogner, Austin	3-34/0	-	2-15/0	-	1-19/0	-	-	-	-				
Brooks, Kennedy	3-27/0	-	-	-	-	DNP	1--1/0	2-28/0	-				
Stevenson, Rhamondre	5-26/0	-	1-2/0	-	3-13/0	1-11/0	-	-	-				
Hurts, Jalen	1-21/0	-	-	-	-	1-21/0	-	-	-				

TEAM TOTALS

	Score	1st Downs	Rushing No-Yds-TD	Passing (C-A-I-Yds-TD)	Total Offense (Play-Yds)	Punts No.-Avg.	Fumbles No.-Lost	Penalties No.-Yds	KO Ret. No.-Yds	Punt Ret. No.-Yds	Int. Ret. No.-Yds.	3rd-Down Conv.	Time of Poss.
Houston	31	25	42-241-2	14-27-0-167-2	69-408	5-45.6	1-0	6-48	4-61	0-0	0-0	5 of 13	31:40
Oklahoma	49	30	37-354	20-24-0-332-3	61-686	1-41.0	2-2	7-94	2-37	3-26	0-0	5 of 8	28:20
South Dakota	14	20	25-70-0	29-38-2-269-2	63-339	6-38.5	1-1	7-45	0-0	0-0	0-0	1 of 11	26:27
Oklahoma	70	28	39-310-3	24-30-0-423-6	69-733	2-35.5	2-0	12-105	0-0	2-23	2-30	7 of 10	33:33
Oklahoma	48	26	41-309-3	16-23-0-302-3	64-611	2-42.0	0-0	5-50	1-11	2-(-1)	2-1	4 of 9	31:38
at UCLA	14	21	37-110-0	15-26-2-201-2	63-311	5-41.8	1-0	6-38	1-23	0-0	0-0	3 of 13	28:22
Texas Tech	16	16	37-192-1	12-26-0-122-0	63-314	6-48.5	1-1	8-65	2-46	1-27	1-40	1 of 14	31:54
Oklahoma	55	24	30-201-4	23-34-1-443-3	64-644	3-56.7	0-0	9-114	1-29	2-9	0-0	3 of 9	28:06
Oklahoma	45	29	37-268-4	20-29-1-277-2	66-545	2-50.0	0-0	8-89	2-34	2-46	0-0	6 of 9	29:31
at Kansas	20	18	32-130-0	18-28-0-230-3	60-360	5-43.0	0-0	9-82	5-108	0-0	1-0	6 of 14	30:29
Oklahoma	34	21	38-276-1	16-28-1-235-3	66-511	2-38.0	1-1	7-84	1-17	3-6	0-0	3 of 12	29:10
vs. Texas	27	25	36-100-3	26-38-0-210-0	74-310	7-40.1	1-0	9-49	4-79	0-0	1-10	6 of 14	30:50
West Virginia	14	15	30-51-0	18-34-0-191-2	64-242	10-37.4	2-0	4-29	4-44	2-5	0-0	5 of 18	33:24
Oklahoma	52	25	38-197-3	18-21-0-363-3	59-560	4-49.5	2-0	6-64	0-0	4-15	0-0	2 of 7	26:36
Oklahoma	41	18	26-102-3	19-27-1-395-1	53-497	2-27.0	2-1	5-51	8-115	2-22	0-0	3 of 8	21:52
at Kansas State	48	24	45-213-6	18-28-0-213-0	73-426	3-53.3	1-0	4-36	4-78	0-0	1-26	6 of 13	38:08
Iowa State													
Oklahoma													
Oklahoma													
at Baylor													
TCU													
Oklahoma													
Oklahoma													
at Oklahoma State													

STARTING LINEUPS

OFFENSE	QB	RB	H-BACK/WR	WR	WR	TE/WR	LT	LG	C	RG	RT
HOUSTON	Hurts	Sermon	Hall (H-Back)	Lamb	Rambo	Calcaterra (TE)	Proctor	Hayes	Humphrey	Robinson	Ealy
SOUTH DAKOTA	Hurts	Sermon	Basquine (WR)	Lamb	Rambo	Calcaterra (TE)	Swenson	Proctor	Humphrey	Robinson	Ealy
at UCLA	Hurts	Sermon	Hall (H-Back)	Lamb	Rambo	Miller (WR)	Swenson	Hayes	Humphrey	Robinson	Ealy
TEXAS TECH	Hurts	Brooks	Hall (H-Back)	Lamb	Rambo	Willis (TE)	Swenson	Hayes	Humphrey	Walker	Robinson
at Kansas	Hurts	Sermon	Hall (H-Back)	Lamb	Rambo	Calcaterra (TE)	Proctor	Hayes	Humphrey	Walker	Robinson
vs. Texas	Hurts	Brooks	Hall (H-Back)	Lamb	Rambo	Morris (WR)	Swenson	Hayes	Humphrey	Robinson	Ealy
WEST VIRGINIA	Hurts	Brooks	Hall (H-Back)	Lamb	Rambo	Morris (WR)	Swenson	Hayes	Humphrey	Robinson	Ealy
at Kansas State	Hurts	Brooks	Hall (H-Back)	Lamb	Rambo	Morris (WR)	Swenson	Hayes	Humphrey	Robinson	Ealy
IOWA STATE											
at Baylor											
TCU											
at Oklahoma State											

DEFENSE	DE	NG	DT	RUSH	MLB	WLB	CB	FS	SS	CB	NB/OLB
HOUSTON	Perkins	Gallimore	Stokes	Terry	Murray	White	Motley	Fields	Turner-Yell	Brown	Radley-Hiles (NB)
SOUTH DAKOTA	Perkins	Gallimore	Redmond	Terry	Murray	White	Motley	Fields	Turner-Yell	Brown	Radley-Hiles (NB)
at UCLA	Perkins	Gallimore	Stokes	Terry	Murray	White	Motley	Fields	Turner-Yell	Brown	Radley-Hiles (NB)
TEXAS TECH	Perkins	Gallimore	Stokes	Terry	Murray	White	Motley	Fields	Turner-Yell	Brown	Radley-Hiles (NB)
at Kansas	Perkins	Gallimore	Stokes	Terry	Murray	White	Motley	Fields	Turner-Yell	Brown	Ugwoegbu (OLB)
vs. Texas	Perkins	Gallimore	Stokes	Terry	Murray	White	Motley	Fields	Turner-Yell	Brown	Radley-Hiles (NB)
WEST VIRGINIA	Perkins	Gallimore	Mann	Bonitto	Murray	White	Davis	Fields	Turner-Yell	Brown	Radley-Hiles (NB)
at Kansas State	Perkins	Gallimore	Stokes	Bonitto	Murray	White	Motley	Fields	Turner-Yell	Brown	Radley-Hiles (NB)
IOWA STATE											
at Baylor											
TCU											
at Oklahoma State											

3RD-DOWN CONVERSIONS

Date	Opponent	Score	Overall		1st Qtr		2nd Qtr		3rd Qtr		4th Qtr		OT	
Sept. 1	HOUSTON	W, 49-31	5-8	62.5%	0-1	0.0%	3-4	75.0%	2-2	100.0%	0-1	0.0%	—	—
Sept. 7	SOUTH DAKOTA	W, 70-14	7-10	70.0%	2-3	66.7%	1-2	50.0%	0-0	0.0%	4-5	80.0%	—	—
Sept. 14	at UCLA	W, 48-14	4-9	44.4%	0-2	0.0%	2-3	66.7%	1-2	50.0%	1-2	50.0%	—	—
Sept. 28	TEXAS TECH	W, 55-16	3-9	33.3%	3-4	75.0%	0-1	0.0%	0-1	0.0%	0-3	0.0%	—	—
Oct. 5	at Kansas	W, 45-20	6-9	66.7%	1-2	50.0%	0-1	0.0%	3-3	100.0%	2-3	66.7%	—	—
Oct. 12	vs. Texas	W, 34-27	3-12	25.0%	1-3	33.3%	1-4	25.0%	0-3	0.0%	1-2	50.0%	—	—
Oct. 19	WEST VIRGINIA	W, 52-14	2-7	28.6%	0-1	0.0%	0-1	0.0%	1-1	100.0%	1-4	25.0%	—	—
Oct. 26	at Kansas State	L, 41-48	3-8	37.5%	2-3	66.7%	0-1	0.0%	0-2	0.0%	1-2	50.0%	—	—
Nov. 9	IOWA STATE													
Nov. 16	at Baylor													
Nov. 23	TCU													
Nov. 30	at Okla. State													

4TH-DOWN CONVERSIONS

Date	Opponent	Score	Overall		1st Qtr		2nd Qtr		3rd Qtr		4th Qtr		OT	
Sept. 1	HOUSTON	W, 49-31	0-0	0.0%	0-0	0.0%	0-0	0.0%	0-0	0.0%	0-0	0.0%	—	—
Sept. 7	SOUTH DAKOTA	W, 70-14	1-1	100.0%	0-0	0.0%	0-0	0.0%	0-0	0.0%	1-1	100.0%	—	—
Sept. 14	at UCLA	W, 48-14	1-1	100.0%	1-1	100.0%	0-0	0.0%	0-0	0.0%	0-0	0.0%	—	—
Sept. 28	TEXAS TECH	W, 55-16	1-1	100.0%	0-0	0.0%	1-1	100.0%	0-0	0.0%	0-0	0.0%	—	—
Oct. 5	at Kansas	W, 45-20	0-0	0.0%	0-0	0.0%	0-0	0.0%	0-0	0.0%	0-0	0.0%	—	—
Oct. 12	vs. Texas	W, 34-27	1-2	50.0%	1-1	100.0%	0-0	0.0%	0-1	0.0%	0-0	0.0%	—	—
Oct. 19	WEST VIRGINIA	W, 52-14	0-0	0.0%	0-0	0.0%	0-0	0.0%	0-0	0.0%	0-0	0.0%	—	—
Oct. 26	at Kansas State	L, 41-48	0-0	0.0%	0-0	0.0%	0-0	0.0%	0-0	0.0%	0-0	0.0%	—	—
Nov. 9	IOWA STATE													
Nov. 16	at Baylor													
Nov. 23	TCU													
Nov. 30	at Okla. State													

TIME OF POSSESSION

Date	Opponent	Score	Overall	1st Qtr	2nd Qtr	3rd Qtr	4th Qtr
Sept. 1	HOUSTON	W, 49-31	28:20	8:48	7:59	7:45	3:48
Sept. 7	SOUTH DAKOTA	W, 70-14	33:33	10:12	10:17	3:26	9:38
Sept. 14	at UCLA	W, 48-14	31:38	7:25	9:48	4:17	10:08
Sept. 28	TEXAS TECH	W, 55-16	28:06	10:07	5:46	5:36	6:37
Oct. 5	at Kansas	W, 45-20	29:31	5:09	7:18	9:10	7:54
Oct. 12	vs. Texas	W, 34-27	29:10	8:17	7:47	5:39	7:27
Oct. 19	WEST VIRGINIA	W, 52-14	26:36	7:59	5:51	6:19	6:27
Oct. 26	at Kansas State	L, 41-48	21:52	5:51	5:53	3:35	6:33
Nov. 9	IOWA STATE						
Nov. 16	at Baylor						
Nov. 23	TCU						
Nov. 30	at Okla. State						

DEFENSIVE LEADERS

No.	Name	GP	Solo	Ast	Total	TFL/Yds	Sacks-Yards	Int-Yds	BrUp	QBH	Rcv-Yds	FF	Block	Saf
9	Murray, Kenneth	8-8	31	24	55	7.5-35	2.5-22	.	2	3
32	Turner-Yell, Delarrin	8-8	37	10	47	2.0-7	.	.	1
10	Fields, Pat	8-8	22	12	34	4.5-21	2.0-14	.	3
4	Davis, Jaden	8-1	23	6	29	.	.	1-0	.	1
23	White, DaShaun	8-8	16	12	28	3.5-11	1.0-8	.	.	.	1-0	.	.	.
35	Bonitto, Nik	8-2	15	10	25	3.5-25	2.0-24	.	1	2
44	Radley-Hiles, Brendan	8-7	18	7	25	2.0-9	.	1-30	.	.	1-0	.	.	.
7	Perkins, Ronnie	8-8	17	7	24	7.0-20	3.0-14	.	.	2	.	1	.	.
6	Brown, Tre	8-8	20	3	23	1.0-4	.	1-1	7
24	Asamoah, Brian	8-0	10	10	20	3.5-22	2.0-19	.	1	1
90	Gallimore, Neville	8-8	13	6	19	5.5-21	3.0-14	.	.	3	.	2	.	.
11	Motley, Parnell	8-7	12	4	16	1.0-3	.	.	8	.	.	1	.	.
40	Terry, Jon-Michael	6-6	10	6	16	2.5-4	0.5-1	.	.	2
25	Broiles, Justin	8-0	9	4	13	1.0-1	.	.	1
97	Overton, Marquise	8-0	9	4	13	4.0-19	1.0-8	.	.	2
31	Redmond, Jalen	8-1	8	4	12	6.0-37	3.0-32	.	1	3
34	Ugwoegbu, David	8-1	8	3	11	1.0-1
21	Jones, Ryan	6-0	8	1	9	.	.	1-0	.	1
96	Stokes, LaRon	8-6	5	3	8	3.5-10	.	.	.	1
38	Mead, Bryan	8-0	2	6	8
8	Bridges, Trejan	8-0	5	2	7
29	Stevenson, Rhamondre	8-0	4	2	6
91	Faamatau, Dillon	7-0	2	4	6	0.5-1
1	Parker, Jordan	5-0	5	1	6
20	Barnes, Robert	4-0	3	2	5
33	Stripling, Marcus	8-0	3	2	5	1.0-3	1.0-3	.	.	1
28	Sylvie, Chanse	8-0	5	.	5	1
5	Washington, Woodi	3-0	2	3	5
55	Mann, Kenneth	5-1	3	2	5	1.5-7	1.0-7	.	.	1
95	Thomas, Isaiah	5-0	2	2	4	1.0-10	1.0-10	.	.	2
14	Rambo, Charleston	8-8	3	.	3
30	Draper, Levi	8-0	3	.	3
84	Morris, Lee	8-3	2	.	2
1	Hurts, Jalen	8-8	2	.	2	1	.
92	Roberson, Kori	4-0	1	.	1	1.0-3
22	Criddell, Jeremiah	3-0	1	.	1
3	Jones, Mykel	6-0	.	1	1
26	Brooks, Kennedy	7-4	1	.	1
42	Jackson, Mark	2-0	.	1	1
51	Kelleher, Kasey	8-0	1	.	1
12	Stoops, Drake	8-0	1	.	1
98	McKinney, Zacchaeus	1-0	1	.	1	1.0-1
81	Willis, Brayden	8-1	1	.
Total		8-0	343	164	507	65-275	23-176	4-31	25	26	2-0	4	1	.
Opponents		8-0	301	186	487	38.0-151	7-48	4-76	17	15	4-7	6	.	.

OU GIVEAWAYS/TAKEAWAYS

Game	Giveaways			Takeaways			Dif.
	Fum	Int	Tot	Fum	Int	Tot	
HOUSTON	2	0	2	0	0	0	-2
SOUTH DAKOTA	0	0	0	1	2	3	+3
at UCLA	0	0	0	0	2	2	+2
TEXAS TECH	0	1	1	1	0	1	0
at Kansas	0	1	1	0	0	0	-1
vs. Texas	1	1	2	0	0	0	-2
WEST VIRGINIA	0	0	0	0	0	0	0
at Kansas State	1	1	2	0	0	0	-2
IOWA STATE							
at Baylor							
TCU							
at Okla. State							
Total	4	4	8	2	4	6	-2

FUMBLES

Name	No.- Lost
Hurts, Jalen	3-2
Stevenson, Rhamondre	1-1
Pledger, T.J.	1-1
Mordecai, Tanner	1-0
Haselwood, Jadon	1-0
Mcliver, Ian	1-0
Team	1-0
Total	9-4

OPENING DRIVES — OFFENSE

Game	1st Half	2nd Half
HOUSTON	Touchdown	Touchdown
SOUTH DAKOTA	Punt	Touchdown
at UCLA	Touchdown	Punt
TEXAS TECH	Touchdown	Touchdown
at Kansas	Punt	Touchdown
vs. Texas	Touchdown	Punt
WEST VIRGINIA	Punt	Touchdown
at Kansas State	Field Goal	Punt
IOWA STATE		
at Baylor		
TCU		
at Okla. State		

OPENING DRIVES — DEFENSE

Game	1st Half	2nd Half
HOUSTON	Punt	Punt
SOUTH DAKOTA	Punt	Interception
at UCLA	Punt	Touchdown
TEXAS TECH	Punt	Punt
at Kansas	Punt	Punt
vs. Texas	Punt	Punt
WEST VIRGINIA	Punt	Punt
at Kansas State	Punt	Field Goal
IOWA STATE		
at Baylor		
TCU		
at Okla. State		

OU ON PREGAME COIN FLIPS

Game	Result	Score
HOUSTON	Lost (Kicked)	W, 49-31
SOUTH DAKOTA	Won (Received)	W, 70-14
at UCLA	Won (Received)	W, 48-14
TEXAS TECH	Lost (Kicked)	W, 55-16
at Kansas	Won (Kicked)	W, 45-20
vs. Texas	Won (Received)	W, 34-27
WEST VIRGINIA	Won (Kicked)	W, 52-14
at Kansas State	Lost (Received)	L, 41-48
IOWA STATE		
at Baylor		
TCU		
at Okla. State		

DEFENSIVE GAME-BY-GAME

TACKLES

Player	UA-A	Total	UH	USD	UCLA	TTU	KU	UT	WVU	KSU	ISU	BU	TCU	OSU
Murray, Kenneth	31-24	55	7-6	1-3	3-2	1-8	5-1	5-0	6-3	3-1				
Turner-Yell, Delarrin	37-10	47	3-3	0-1	3-1	5-2	7-0	9-1	5-2	5-0				
Fields, Pat	22-12	34	2-3	4-2	2-0	1-2	2-0	4-3	1-1	6-1				
Davis, Jaden	23-6	29	0-1	3-0	6-0	2-1	2-1	3-2	1-1	6-0				
White, DaShaun	16-12	28	1-1	2-1	2-0	1-2	2-0	2-3	1-5	5-0				
Radley-Hiles, Brendan	18-7	25	2-3	1-1	3-0	0-1	2-0	2-0	4-2	4-0				
Bonitto, Nik	15-10	25	3-3	1-1	1-0	1-1	2-1	2-2	3-2	2-0				
Perkins, Ronnie	17-7	24	5-2	-	1-1	1-1	3-0	3-2	1-1	3-0				
Brown, Tre	20-3	23	2-0	2-0	1-0	3-1	3-0	5-2	-	4-0				
Asamoah, Brian	10-10	20	0-1	1-1	2-0	2-3	3-0	1-1	0-4	1-0				
Gallimore, Neville	13-6	19	1-0	2-1	1-0	1-2	3-0	3-1	1-2	1-0				
Terry, Jon-Michael	10-6	16	0-2	1-0	2-1	2-2	2-1	3-0	DNP	DNP				
Motley, Parnell	12-4	16	1-0	0-1	3-1	1-1	5-0	1-1	1-0	-				
Overton, Marquise	9-4	13	0-2	1-0	2-0	1-2	-	1-0	1-0	3-0				
Broiles, Justin	9-4	13	-	2-2	1-1	0-1	1-0	1-0	-	4-0				
Redmond, Jalen	8-4	12	1-2	1-1	3-0	1-1	-	1-0	1-0	-				
Ugwoegbu, David	8-3	11	1-0	2-0	0-1	0-1	1-0	-	2-1	2-0				
Jones, Ryan	8-1	9	4-0	-	1-0	1-0	1-0	DNP	DNP	1-1				
Mead, Bryan	2-6	8	-	1-3	1-0	0-2	-	-	0-1	-				
Stokes, LaRon	5-3	8	-	1-0	2-1	-	1-0	0-1	1-1	-				
Bridges, Trejan	5-2	7	1-0	-	1-0	0-2	1-0	1-0	-	1-0				
Parker, Jordan	5-1	6	1-0	3-0	-	0-1	DNP	DNP	1-0	DNP				
Stevenson, Rhamondre	4-2	6	1-0	-	-	0-1	1-0	2-0	-	0-1				
Faamatau, Dillon	2-4	6	DNP	0-1	0-1	1-0	-	0-1	1-1	-				
Washington, Woodi	2-3	5	DNP	2-1	DNP	0-2	DNP	DNP	-	DNP				
Sylvie, Chanse	5-0	5	1-0	3-0	-	-	-	-	1-0	-				
Stripling, Marcus	3-2	5	1-0	0-1	-	0-1	-	1-0	1-0	-				
Barnes, Robert	3-2	5	DNP	1-1	2-0	0-1	-	DNP	DNP	DNP				
Mann, Kenneth	3-2	5	DNP	DNP	DNP	1-1	1-0	-	0-1	1-0				
Thomas, Isaiah	2-2	4	0-1	0-1	2-0	-	-	DNP	DNP	DNP				
Rambo, Charleston	3-0	3	1-0	-	-	-	1-0	1-0	-	-				
Draper, Levi	3-0	3	-	2-0	-	1-0	-	-	-	-				
Hurts, Jalen	2-0	2	1-0	-	-	-	-	-	-	1-0				
Morris, Lee	2-0	2	-	-	-	-	-	-	1-0	1-0				
Stoops, Drake	1-0	1	-	-	-	-	-	-	1-0	-				
Jones, Mykel	0-1	1	-	-	-	0-1	-	DNP	-	DNP				
Brooks, Kennedy	1-0	1	-	-	-	1-0	DNP	-	-	-				
Roberson, Kori	1-0	1	-	-	DNP	1-0	-	DNP	DNP	DNP				
McKinney, Zacchaeus	1-0	1	DNP	1-0	DNP	DNP	DNP	DNP	DNP	DNP				
Kelleher, Kasey	1-0	1	-	-	-	-	-	-	1-0	-				
Jackson, Mark	0-1	1	DNP	0-1	DNP	DNP	DNP	DNP	-	DNP				
Criddell, Jeremiah	1-0	1	DNP	1-0	DNP	-	DNP	DNP	-	DNP				

TACKLES FOR LOSS

Player	UA-A	Total	UH	USD	UCLA	TTU	KU	UT	WVU	KSU	ISU	BU	TCU	OSU
Murray, Kenneth	5-5	7.5	2.5-4	0.5-2	-	1.0-10	-	2.0-12	1.5-7	-				
Perkins, Ronnie	7-0	7.0	2.0-8	-	-	-	2.0-7	1.0-1	1.0-1	1.0-3				
Redmond, Jalen	5-2	6.0	1.0-2	1.5-14	2.0-16	0.5-0	-	1.0-5	-	-				
Gallimore, Neville	5-1	5.5	1.0-1	1.0-1	-	-	1.0-5	2.0-13	0.5-1	-				
Fields, Pat	4-1	4.5	-	-	-	0.5-1	1.0-7	1.0-7	1.0-5	1.0-1				
Overton, Marquise	4-0	4.0	-	-	-	1.0-2	-	1.0-8	-	2.0-9				
Stokes, LaRon	3-1	3.5	-	1.0-1	1.0-4	-	-	-	1.5-5	-				
Asamoah, Brian	3-1	3.5	-	-	1.0-11	-	1.0-8	1.0-3	0.5-0	-				
Bonitto, Nik	3-1	3.5	-	-	1.0-18	-	-	1.5-6	1.0-1	-				
White, DaShaun	2-3	3.5	0.5-0	1.0-8	-	-	-	0.5-1	0.5-1	1.0-1				
Terry, Jon-Michael	1-3	2.5	1.0-2	-	-	0.5-1	1.0-1	-	DNP	DNP				
Turner-Yell, Delarrin	2-0	2.0	-	-	-	-	1.0-5	1.0-2	-	-				
Radley-Hiles, Brendan	2-0	2.0	-	1.0-4	-	-	-	-	1.0-5	-				
Mann, Kenneth	1-1	1.5	DNP	DNP	DNP	-	-	-	0.5-0	1.0-7				
McKinney, Zacchaeus	1-0	1.0	DNP	1.0-1	DNP	DNP	DNP	DNP	DNP	DNP				
Motley, Parnell	0-2	1.0	-	-	-	0.5-2	-	0.5-1	-	-				
Ugwoegbu, David	1-0	1.0	-	1.0-1	-	-	-	-	-	-				
Stripling, Marcus	1-0	1.0	-	-	-	-	-	1.0-3	-	-				
Brown, Tre	1-0	1.0	-	-	-	-	-	-	-	1.0-4				
Roberson, Kori	1-0	1.0	-	-	DNP	1.0-3	-	DNP	DNP	DNP				
Broiles, Justin	1-0	1.0	-	-	-	-	-	1.0-1	-	-				
Thomas, Isaiah	1-0	1.0	-	-	1.0-10	-	-	DNP	DNP	DNP				
Faamatau, Dillon	0-1	0.5	DNP	-	-	-	-	0.5-1	-	-				

SACKS

Player	UA-A	Total	UH	USD	UCLA	TTU	KU	UT	WVU	KSU	ISU	BU	TCU	OSU
Redmond, Jalen	3-0	3.0	-	1.0-12	1.0-15	-	-	1.0-5	-	-				
Perkins, Ronnie	3-0	3.0	1.0-7	-	-	-	1.0-6	1.0-1	-	-				
Gallimore, Neville	3-0	3.0	1.0-1	-	-	-	-	2.0-13	-	-				
Murray, Kenneth	2-1	2.5	0.5-2	-	-	1.0-10	-	1.0-10	-	-				
Asamoah, Brian	2-0	2.0	-	-	1.0-11	-	1.0-8	-	-	-				
Bonitto, Nik	2-0	2.0	-	-	1.0-18	-	-	1.0-6	-	-				
Fields, Pat	2-0	2.0	-	-	-	-	1.0-7	1.0-7	-	-				
Stripling, Marcus	1-0	1.0	-	-	-	-	-	1.0-3	-	-				
White, DaShaun	1-0	1.0	-	1.0-8	-	-	-	-	-	-				
Overton, Marquise	1-0	1.0	-	-	-	-	-	1.0-8	-	-				
Mann, Kenneth	1-0	1.0	DNP	DNP	DNP	-	-	-	-	1.0-7				
Thomas, Isaiah	1-0	1.0	-	-	1.0-10	-	-	DNP	DNP	DNP				
Terry, Jon-Michael	0-1	0.5	0.5-1	-	-	-	-	-	DNP	DNP				

PARTICIPATION GAME-BY-GAME

NO.	NAME	GP/GS	UH	USD	UCLA	TTU	KU	UT	WVU	KSU	ISU	BU	TCU	OSU
24	Asamoah, Brian	8/-	XXX	XXX	XXX	XXX	XXX	XXX	XXX	XXX				
20	Barnes, Robert	4/-	...	XXX	XXX	XXX	XXX				
83	Basquine, Nick	8/1	XXX	START	XXX	XXX	XXX	XXX	XXX	XXX				
76	Bishop, Dalton	1/-	...	XXX				
35	Bonitto, Nik	8/2	XXX	XXX	XXX	XXX	XXX	XXX	START	START				
8	Bridges, Trejan	8/-	XXX	XXX	XXX	XXX	XXX	XXX	XXX	XXX				
47	Brkic, Gabe	8/-	XXX	XXX	XXX	XXX	XXX	XXX	XXX	XXX				
25	Broiles, Justin	8/-	XXX	XXX	XXX	XXX	XXX	XXX	XXX	XXX				
26	Brooks, Kennedy	7/4	XXX	XXX	XXX	START	...	START	START	START				
6	Brown, Tre	8/8	START	START	START	START	START	START	START	START				
80	Calcaterra, Grant	5/3	START	START	XXX	XXX	START				
17	Crawford, Jaquayln	1/-	...	XXX				
22	Criddell, Jeremiah	3/-	...	XXX	...	XXX	XXX	...				
4	Davis, Jaden	8/1	XXX	XXX	XXX	XXX	XXX	XXX	START	XXX				
30	Draper, Levi	8/-	XXX	XXX	XXX	XXX	XXX	XXX	XXX	XXX				
59	Ealy, Adrian	6/6	START	START	START	START	START	START				
16	Edwards, Miguel	1/-	XXX				
91	Faamatau, Dillon	7/-	...	XXX	XXX	XXX	XXX	XXX	XXX	XXX				
65	Felix, Finley	5/-	...	XXX	XXX	XXX	XXX	...	XXX	...				
10	Fields, Pat	8/8	START	START	START	START	START	START	START	START				
90	Gallimore, Neville	8/8	START	START	START	START	START	START	START	START				
27	Hall, Jeremiah	8/7	START	XXX	START	START	START	START	START	START				
11	Haselwood, Jadon	7/-	XXX	XXX	XXX	XXX	XXX	...	XXX	XXX				
54	Hayes, Marquis	7/7	START	...	START	START	START	START	START	START				
56	Humphrey, Creed	8/8	START	START	START	START	START	START	START	START				
1	Hurts, Jalen	8/8	START	START	START	START	START	START	START	START				
42	Jackson, Mark	2/-	...	XXX	XXX	...				
94	James, Troy	4/-	XXX	XXX	XXX	XXX				
39	Johnson, Stephen	1/-	XXX				
3	Jones, Mykel	6/-	XXX	XXX	XXX	XXX	XXX	...	XXX	...				
21	Jones, Ryan	6/-	XXX	XXX	XXX	XXX	XXX	XXX				
87	Jones, Spencer	8/-	XXX	XXX	XXX	XXX	XXX	XXX	XXX	XXX				
51	Kelleher, Kasey	8/-	XXX	XXX	XXX	XXX	XXX	XXX	XXX	XXX				
2	Lamb, CeeDee	8/8	START	START	START	START	START	START	START	START				
24	Major, Marcus	3/-	...	XXX	...	XXX	XXX				
55	Mann, Kenneth	5/1	XXX	XXX	XXX	START	XXX				
3	McGinnis, Connor	8/-	XXX	XXX	XXX	XXX	XXX	XXX	XXX	XXX				
61	McIver, Ian	5/-	...	XXX	XXX	XXX	XXX	...	XXX	...				
98	McKinney, Zacchaeus	1/-	...	XXX				
38	Mead, Bryan	8/-	XXX	XXX	XXX	XXX	XXX	XXX	XXX	XXX				
5	Miller, A.D.	5/1	XXX	XXX	START	XXX	XXX				
15	Mordecai, Tanner	6/-	XXX	XXX	XXX	XXX	XXX	...	XXX	...				
15	Morris, Jamal	1/-	...	XXX				
84	Morris, Lee	8/3	XXX	XXX	XXX	XXX	XXX	START	START	START				
11	Motley, Parnell	8/7	START	START	START	START	START	START	START	XXX				
46	Mundschau, Reeves	8/-	XXX	XXX	XXX	XXX	XXX	XXX	XXX	XXX				
26	Murphy, Caleb	1/-	...	XXX				
9	Murray, Kenneth	8/8	START	START	START	START	START	START	START	START				
75	Ndoma-Ogar, E.J.	4/-	...	XXX	XXX	XXX	XXX				
97	Overton, Marquise	8/-	XXX	XXX	XXX	XXX	XXX	XXX	XXX	XXX				
1	Parker, Jordan	5/-	XXX	XXX	XXX	XXX	XXX	...				
7	Perkins, Ronnie	8/8	START	START	START	START	START	START	START	START				
22	Pledger, T.J.	4/-	XXX	XXX	XXX	XXX				
73	Proctor, R.J.	6/3	START	START	XXX	XXX	START	...	XXX	...				
44	Radley-Hiles, Brendan	8/7	START	START	START	START	XXX	START	START	START				
14	Rambo, Charleston	8/8	START	START	START	START	START	START	START	START				
7	Rattler, Spencer	2/-	...	XXX	...	XXX				
31	Redmond, Jalen	8/1	XXX	START	XXX	XXX	XXX	XXX	XXX	XXX				
92	Roberson, Kori	4/-	XXX	XXX	...	XXX	XXX				
52	Robinson, Tyrese	8/8	START	START	START	START	START	START	START	START				
49	Saltarelli, Dane	1/-	...	XXX				
4	Sermon, Trey	8/4	START	START	START	XXX	START	XXX	XXX	XXX				
89	Smith, Damon	2/-	...	XXX	...	XXX				
85	Staton, Devin	2/-	...	XXX	...	XXX				
29	Stevenson, Rhamondre	8/-	XXX	XXX	XXX	XXX	XXX	XXX	XXX	XXX				
18	Stogner, Austin	8/-	XXX	XXX	XXX	XXX	XXX	XXX	XXX	XXX				
96	Stokes, LaRon	8/6	START	XXX	START	START	START	START	XXX	START				
12	Stoops, Drake	8/-	XXX	XXX	XXX	XXX	XXX	XXX	XXX	XXX				
33	Stripling, Marcus	8/-	XXX	XXX	XXX	XXX	XXX	XXX	XXX	XXX				
30	Sutherland, Calum	3/-	XXX	XXX	XXX				
77	Swenson, Erik	7/6	XXX	START	START	START	...	START	START	START				
28	Sylvie, Chanse	8/-	XXX	XXX	XXX	XXX	XXX	XXX	XXX	XXX				
40	Terry, Jon-Michael	6/6	START	START	START	START	START	START				
95	Thomas, Isaiah	5/-	XXX	XXX	XXX	XXX	XXX				
41	Tillman, Coby	1/-	...	XXX				
32	Turner-Yell, Delarrin	8/8	START	START	START	START	START	START	START	START				
34	Ugwogebu, Davis	8/1	XXX	XXX	XXX	XXX	START	XXX	XXX	XXX				
70	Walker, Brey	7/2	...	XXX	XXX	START	START	XXX	XXX	XXX				
5	Washington, Woodi	3/-	...	XXX	...	XXX	XXX	...				
10	Wease, Theo	7/-	XXX	XXX	XXX	XXX	XXX	...	XXX	XXX				
88	Webb, Jackson	6/-	...	XXX	...	XXX	XXX	XXX	XXX	XXX				
45	Wete, Joseph	1/-	...	XXX				
23	White, DaShaun	8/8	START	START	START	START	START	START	START	START				
72	Wilkins, Stacey	4/-	...	XXX	XXX	XXX				
81	Willis, Brayden	8/1	XXX	XXX	XXX	START	XXX	XXX	XXX	XXX				
69	Woods, Clayton	8/-	XXX	XXX	XXX	XXX	XXX	XXX	XXX	XXX				

OKLAHOMA SEASON HIGHS

Rushes	19	Hurts, Jalen at Kansas State (Oct 26, 2019)
Yards Rushing	176	Hurts, Jalen vs Houston (Sep 01, 2019)
TD Rushes	3	Hurts, Jalen vs Houston (Sep 01, 2019)
		Hurts, Jalen at Kansas State (Oct 26, 2019)
Long Rush	75	Stevenson, Rhamondre vs South Dakota (Sep 07, 2019)
Pass attempts	28	Hurts, Jalen vs Texas (Oct 12, 2019)
Pass completions	20	Hurts, Jalen vs Houston (Sep 01, 2019)
Yards Passing	415	Hurts, Jalen vs Texas Tech (Sep 28, 2019)
TD Passes	3	Hurts, Jalen vs Houston (Sep 01, 2019)
		Hurts, Jalen vs South Dakota (Sep 07, 2019)
		Hurts, Jalen at UCLA (Sep 14, 2019)
		Hurts, Jalen vs Texas Tech (Sep 28, 2019)
		Hurts, Jalen vs Texas (Oct 12, 2019)
		Hurts, Jalen vs West Virginia (Oct 19, 2019)
Long Pass	74	Hurts, Jalen vs Texas Tech (Sep 28, 2019)
Receptions	10	Lamb, CeeDee vs Texas (Oct 12, 2019)
Yards Receiving	185	Lamb, CeeDee vs Texas Tech (Sep 28, 2019)
TD Receptions	3	Lamb, CeeDee vs Texas Tech (Sep 28, 2019)
		Lamb, CeeDee vs Texas (Oct 12, 2019)
Long Reception	74	Rambo, Charleston vs Texas Tech (Sep 28, 2019)
Field Goals	4	Brkic, Gabe at Kansas State (Oct 26, 2019)
Long Field Goal	50	Brkic, Gabe at Kansas State (Oct 26, 2019)
Punts	4	Mundschau, Reeves vs West Virginia (Oct 19, 2019)
Punting Avg	56.7	Mundschau, Reeves vs Texas Tech (Sep 28, 2019)
Long Punt	67	Mundschau, Reeves vs Texas Tech (Sep 28, 2019)
Punts inside 20	2	Mundschau, Reeves at Kansas (Oct 05, 2019)
Long Punt Return	46	Lamb, CeeDee at Kansas (Oct 05, 2019)
Long Kickoff Return	29	Brown, Tre vs Texas Tech (Sep 28, 2019)
Tackles	13	Murray, Kenneth vs Houston (Sep 01, 2019)
Sacks	2.0	Gallimore, Neville vs Texas (Oct 12, 2019)
Tackles For Loss	2.5	Murray, Kenneth vs Houston (Sep 01, 2019)
Interceptions	1	Davis, Jaden vs South Dakota (Sep 07, 2019)
		Radley-Hiles, Brendan vs South Dakota (Sep 07, 2019)
		Brown, Tre at UCLA (Sep 14, 2019)
		Jones, Ryan at UCLA (Sep 14, 2019)

OKLAHOMA GAME HIGHS

Rushes	41	at UCLA (Sep 14, 2019)
Yards Rushing	354	vs Houston (Sep 01, 2019)
Yards Per Rush	9.6	vs Houston (Sep 01, 2019)
TD Rushes	4	vs Houston (Sep 01, 2019)
		vs Texas Tech (Sep 28, 2019)
		at Kansas (Oct 05, 2019)
Pass attempts	34	vs Texas Tech (Sep 28, 2019)
Pass completions	24	vs South Dakota (Sep 07, 2019)
Yards Passing	443	vs Texas Tech (Sep 28, 2019)
Yards Per Pass	17.3	vs West Virginia (Oct 19, 2019)
TD Passes	6	vs South Dakota (Sep 07, 2019)
Total Plays	69	vs South Dakota (Sep 07, 2019)
Total Offense	733	vs South Dakota (Sep 07, 2019)
Yards Per Play	11.2	vs Houston (Sep 01, 2019)
Points	70	vs South Dakota (Sep 07, 2019)
Sacks By	9	vs Texas (Oct 12, 2019)
First Downs	30	vs Houston (Sep 01, 2019)
Penalties	12	vs South Dakota (Sep 07, 2019)
Penalty Yards	114	vs Texas Tech (Sep 28, 2019)
Turnovers	2	vs Houston (Sep 01, 2019)
		vs Texas (Oct 12, 2019)
		at Kansas State (Oct 26, 2019)
Interceptions By	2	vs South Dakota (Sep 07, 2019)
		at UCLA (Sep 14, 2019)
Punts	4	vs West Virginia (Oct 19, 2019)
Punting Avg	56.7	vs Texas Tech (Sep 28, 2019)
Long Punt	67	vs Texas Tech (Sep 28, 2019)
Punts inside 20	2	at Kansas (Oct 05, 2019)
Long Punt Return	46	at Kansas (Oct 05, 2019)

OPPONENT SEASON HIGHS

Rushes	23	Williams, Pooka, at Kansas (Oct 05, 2019)
		Sam Ehlinger, vs Texas (Oct 12, 2019)
Yards Rushing	137	Williams, Pooka, at Kansas (Oct 05, 2019)
TD Rushes	4	Thompson, S., at Kansas State (Oct 26, 2019)
Long Rush	58	Thompson, S., vs Texas Tech (Sep 28, 2019)
Pass attempts	38	Sam Ehlinger, vs Texas (Oct 12, 2019)
Pass completions	26	Sam Ehlinger, vs Texas (Oct 12, 2019)
Yards Passing	244	Simmons, Austin, vs South Dakota (Sep 07, 2019)
TD Passes	3	Stanley, Carter, at Kansas (Oct 05, 2019)
Long Pass	39	Stanley, Carter, at Kansas (Oct 05, 2019)
Receptions	8	Devin Duvernay, vs Texas (Oct 12, 2019)
Yards Receiving	131	Robinson, S., at Kansas (Oct 05, 2019)
TD Receptions	2	Robinson, S., at Kansas (Oct 05, 2019)
		Simmons, T.J., vs West Virginia (Oct 19, 2019)
Long Reception	39	Robinson, S., at Kansas (Oct 05, 2019)
Field Goals	3	Wolff, Trey, vs Texas Tech (Sep 28, 2019)
Long Field Goal	49	Cameron Dicker, vs Texas (Oct 12, 2019)
Punts	9	Growden, Josh, vs West Virginia (Oct 19, 2019)
Punting Avg	53.3	Anctil, Devin, at Kansas State (Oct 26, 2019)
Long Punt	69	Roy, Dane, vs Houston (Sep 01, 2019)
Punts inside 20	2	ROY, Dane, vs Houston (Sep 01, 2019)
		Schutt, Brady, vs South Dakota (Sep 07, 2019)
		Thompson, Kyle, at Kansas (Oct 05, 2019)
		Growden, Josh, vs West Virginia (Oct 19, 2019)
Long Punt Return	27	McPhearson, Z., vs Texas Tech (Sep 28, 2019)
Long Kickoff Return	33	Brooks, Phillip, at Kansas State (Oct 26, 2019)
Tackles	14	STUARD, Grant, vs Houston (Sep 01, 2019)
Sacks	1.0	7 times; most recent: Hubert, Wyatt, at Kansas State
Tackles For Loss	2.0	TURNER, Payton, vs Houston (Sep 01, 2019)
		Howard, Eli, vs Texas Tech (Sep 28, 2019)
Interceptions	1	Coleman, D., vs Texas Tech (Sep 28, 2019)
		S-McKenzie, N., at Kansas (Oct 05, 2019)
		Brandon Jones, vs Texas (Oct 12, 2019)
		Parker, AJ, at Kansas State (Oct 26, 2019)

OPPONENT GAME HIGHS

Rushes	45	at Kansas State (Oct 26, 2019)
Yards Rushing	241	vs Houston (Sep 01, 2019)
Yards Per Rush	5.7	vs Houston (Sep 01, 2019)
TD Rushes	6	at Kansas State (Oct 26, 2019)
Pass attempts	38	vs South Dakota (Sep 07, 2019)
		vs Texas (Oct 12, 2019)
Pass completions	29	vs South Dakota (Sep 07, 2019)
Yards Passing	269	vs South Dakota (Sep 07, 2019)
Yards Per Pass	8.2	at Kansas (Oct 05, 2019)
TD Passes	3	at Kansas (Oct 05, 2019)
Total Plays	74	vs Texas (Oct 12, 2019)
Total Offense	426	at Kansas State (Oct 26, 2019)
Yards Per Play	6.0	at Kansas (Oct 05, 2019)
Points	48	at Kansas State (Oct 26, 2019)
Sacks By	2	at Kansas State (Oct 26, 2019)
First Downs	25	vs Houston (Sep 01, 2019)
		vs Texas (Oct 12, 2019)
Penalties	9	at Kansas (Oct 05, 2019)
		vs Texas (Oct 12, 2019)
Penalty Yards	82	at Kansas (Oct 05, 2019)
Turnovers	3	vs South Dakota (Sep 07, 2019)
Interceptions By	1	vs Texas Tech (Sep 28, 2019)
		at Kansas (Oct 05, 2019)
		vs Texas (Oct 12, 2019)
		at Kansas State (Oct 26, 2019)
Punts	10	vs West Virginia (Oct 19, 2019)
Punting Avg	53.3	at Kansas State (Oct 26, 2019)
Long Punt	69	vs Houston (Sep 01, 2019)
Punts inside 20	2	vs Houston (Sep 01, 2019)
		vs South Dakota (Sep 07, 2019)
		at Kansas (Oct 05, 2019)
		vs West Virginia (Oct 19, 2019)
Long Punt Return	27	vs Texas Tech (Sep 28, 2019)

OKLAHOMA'S LONGEST PLAYS

Rushing	75	Rhamondre Stevenson vs. South Dakota (Sept. 7, 2019)
Passing	74	Jalen Hurts to Charleston Rambo vs. Texas Tech (Sept. 28, 2019)
Field Goal	50	Gabe Brkic at Kansas State (Oct. 26, 2019)
Punt	67	Reeves Mundschau vs. vs. Texas Tech (Sept. 28, 2019)
Punt Return	46	CeeDee Lamb vs. Kansas (Oct. 5, 2019)
Kickoff Return	29	Tre Brown vs. Texas Tech (Sept. 28, 2019)
Interception Return	30	Brendan Radley-Hiles vs. South Dakota (Sept. 7, 2019)
Fumble Return	N/A	

OKLAHOMA'S LONGEST RUSHES

Date	Opponent	OU Player	Yards
9/7	South Dakota	Rhamondre Stevenson	75 (TD)
10/5	Kansas	Rhamondre Stevenson	61 (TD)
9/14	UCLA	Jalen Hurts	52
10/12	Texas	Kennedy Brooks	42
9/1	Houston	Jalen Hurts	43
9/1	Houston	Kennedy Brooks	40
9/7	South Dakota	Jalen Hurts	36
10/5	Kansas	Rhamondre Stevenson	35
9/28	Texas Tech	Trey Sermon	32 (TD)
9/14	UCLA	Trey Sermon	32
9/1	Houston	Trey Sermon	31
9/14	UCLA	Jalen Hurts	30 (TD)
9/7	South Dakota	Trey Sermon	30
10/19	West Virginia	Jalen Hurts	28
9/28	Texas Tech	Rhamondre Stevenson	28 (TD)
10/12	Texas	Jalen Hurts	27
9/28	Texas Tech	Jalen Hurts	25
9/1	Houston	Rhamondre Stevenson	25

OKLAHOMA'S LONGEST PASS PLAYS

Date	Opponent	OU Players	Yards
9/28	Texas Tech	Jalen Hurts to Charleston Rambo	74
9/28	Texas Tech	Jalen Hurts to CeeDee Lamb	71 (TD)
10/26	Kansas State	Jalen Hurts to CeeDee Lamb	71 (TD)
10/26	Kansas State	Jalen Hurts to Nick Basquine	70
9/28	Texas Tech	Jalen Hurts to CeeDee Lamb	65 (TD)
9/1	Houston	Jalen Hurts to Charleston Rambo	56 (TD)
10/12	Texas	Jalen Hurts to CeeDee Lamb	51 (TD)
9/7	South Dakota	Jalen Hurts to Jadon Haselwood	49
9/28	Texas Tech	Jalen Hurts to Charleston Rambo	48
9/14	UCLA	Jalen Hurts to Charleston Rambo	48 (TD)
9/7	South Dakota	Jalen Hurts to CeeDee Lamb	48
10/19	West Virginia	Jalen Hurts to Lee Morris	46 (TD)
9/1	Houston	Jalen Hurts to CeeDee Lamb	45 (TD)
9/1	Houston	Jalen Hurts to Jadon Haselwood	42
9/7	South Dakota	Tanner Mordecai to A.D. Miller	40
9/14	UCLA	Jalen Hurts to CeeDee Lamb	39 (TD)
9/14	UCLA	Jalen Hurts to Charleston Rambo	39 (TD)
10/26	Kansas State	Jalen Hurts to Charleston Rambo	37
10/19	West Virginia	Tanner Mordecai to Mykel Jones	37
9/7	South Dakota	Tanner Mordecai to Theo Wease	37 (TD)
10/19	West Virginia	Jalen Hurts to Theo Wease	34
10/26	Kansas State	Jalen Hurts to Charleston Rambo	33
9/7	South Dakota	Spencer Rattler to Trejan Bridges	33
9/1	Houston	Jalen Hurts to Charleston Rambo	33
9/7	South Dakota	Jalen Hurts to CeeDee Lamb	32
10/19	West Virginia	Jalen Hurts to CeeDee Lamb	31
10/26	Kansas State	Jalen Hurts to CeeDee Lamb	30
10/19	West Virginia	Jalen Hurts to Charleston Rambo	30

OKLAHOMA'S LONGEST RETURN PLAYS

Date	Opponent	OU Player	Yards
10/5	Kansas	CeeDee Lamb (PR)	46
9/7	South Dakota	Brendan Radley-Hiles (INT)	30 (TD)
9/28	Texas Tech	Tre Brown (KR)	29
9/1	Houston	CeeDee Lamb (PR)	27
9/7	South Dakota	CeeDee Lamb (PR)	26
10/26	Kansas State	Tre Brown (KR)	24
10/26	Kansas State	T.J. Pledger (KR)	23
10/26	Kansas State	Tre Brown (KR)	21
10/26	Kansas State	Charleston Rambo (KR)	21
10/5	Kansas	Tre Brown (KR)	21
9/1	Houston	Tre Brown (KR)	21

OKLAHOMA'S LONGEST DRIVES

Date	Opponent	Quarter	Plays-Yards	TOP	Drive Ended
9/7	South Dakota	1st	10-97	5:42	Touchdown
9/28	Texas Tech	1st	8-95	5:12	Touchdown
10/26	Kansas State	4th	10-90	3:25	Touchdown
9/14	UCLA	1st	9-90	2:43	Field Goal
9/14	UCLA	1st	5-89	2:36	Touchdown
9/1	Houston	1st	11-89	5:34	Touchdown
10/12	Texas	1st	11-84	5:48	Interception
10/5	Kansas	3rd	10-84	4:36	Touchdown
10/5	Kansas	3rd	7-83	2:52	Touchdown
9/1	Houston	3rd	5-83	2:20	Touchdown
9/7	South Dakota	2nd	11-82	6:06	Touchdown
9/14	UCLA	4th	13-80	6:51*	Touchdown
9/1	Houston	3rd	6-79	3:03	Touchdown
10/5	Kansas	1st	6-77	2:03	Touchdown
9/1	Houston	2nd	8-77	4:13	Touchdown
9/7	South Dakota	4th	10-76	5:30	Touchdown
10/26	Kansas State	1st	5-75	2:03	Touchdown
10/19	West Virginia	3rd	6-75	2:09	Touchdown
10/19	West Virginia	2nd	7-75	2:49	Touchdown
10/12	Texas	4th	5-75	2:34	Touchdown
10/12	Texas	4th	6-75	3:04	Touchdown
10/12	Texas	3rd	3-75	1:03	Touchdown
9/28	Texas Tech	3rd	8-75	2:49	Touchdown
9/28	Texas Tech	3rd	2-75	0:47	Touchdown
9/28	Texas Tech	2nd	10-75	4:24	Touchdown
9/7	South Dakota	3rd	9-75	3:54	Touchdown
9/7	South Dakota	3rd	1-75	0:17	Touchdown
9/7	South Dakota	1st	7-75	2:46	Touchdown
9/1	Houston	3rd	5-75	2:22	Touchdown
10/19	West Virginia	1st	4-74	1:59	Touchdown
10/26	Kansas State	1st	6-72	2:01	Touchdown
9/28	Texas Tech	2nd	1-71	0:21	Touchdown
10/26	Kansas State	4th	1-70	0:16**	Touchdown
9/28	Texas Tech	1st	5-70	2:37	Touchdown
9/14	UCLA	2nd	7-70	2:54	Touchdown
9/14	UCLA	1st	3-69	1:06	Touchdown
9/7	South Dakota	3rd	4-68	1:17	Touchdown
10/26	Kansas State	2nd	9-67	4:46	Field Goal
9/7	South Dakota	2nd	5-67	1:33	Touchdown
10/19	West Virginia	1st	8-66	3:39	Touchdown
10/12	Texas	1st	10-66	5:06	Touchdown
10/5	Kansas	4th	1-61	0:13	Touchdown
9/1	Houston	1st	3-61	1:10	Touchdown
9/1	Houston	2nd	5-61	2:30	Fumble
10/5	Kansas	4th	10-60	4:48	Field Goal
9/14	UCLA	2nd	9-60	4:24	Field Goal
10/19	West Virginia	4th	6-59	2:19	End of Game
10/5	Kansas	2nd	7-58	2:57	Touchdown
10/19	West Virginia	2nd	3-57	1:24	Touchdown
9/14	UCLA	3rd	5-57	2:58	Touchdown
10/19	West Virginia	3rd	2-55	0:28	Touchdown
9/1	Houston	2nd	4-54	0:26	Missed FG
10/12	Texas	2nd	8-53	2:28	Field Goal
10/26	Kansas State	4th	10-50	2:46	Field Goal
9/7	South Dakota	3rd	3-50	0:59	Touchdown

*Longest scoring drive by time of possession

** Shortest scoring drive by time of possession

OPPONENTS' LONGEST PLAYS

Rushing	58	Sa'Rodorick Thompson, Texas Tech (Sept. 28, 2019)
Passing	39	Carter Stanley, Kansas (Oct. 5, 2019)
Field Goal	49	Cameron Dicker, Texas (Oct. 12, 2019)
Punt	69	Dane Roy, Houston (Sept. 1, 2019)
Punt Return	27	Zach McPhearson, Texas Tech (Sept. 28, 2019)
Kickoff Return	33	Phillip Brooks, Kansas State (Oct. 26, 2019)ss
Interception Return	40	Douglas Colemann III, Texas Tech (Sept. 28, 2019)
Fumble Return	7	Derek Parish, Houston (Sept. 1, 2019)


BIG 12/NCAA RANKINGS

INDIVIDUAL

Category	Player	Stat	Big 12 Rank	NCAA Rank
Completion Percentage	Jalen Hurts	.739	1	4
Completions/Game	Jalen Hurts	16.6	7	65
Passing Efficiency	Jalen Hurts	224.3	1	1
Passing Yards	Jalen Hurts	2469	2	14
Passing Yards/Game	Jalen Hurts	308.6	2	10
Yards/Pass Attempt	Jalen Hurts	13.7	1	1
Yards/Pass Completion	Jalen Hurts	18.6	1	1
Passing Touchdowns	Jalen Hurts	21	2	13
Rushing Touchdowns	Jalen Hurts	13	2	6
Rushing Yards	Jalen Hurts	801	2	28
Rushing Yards/Game	Jalen Hurts	100.1	3	27
Rushing Yards/Carry	Jalen Hurts	7.8	1	3
Receiving Yards	CeeDee Lamb	816	2	10
	Charleston Rambo	559	9	71
Receiving Yards/Game	CeeDee Lamb	102.0	2	12
	Charleston Rambo	69.9	8	63
Yards/Reception	CeeDee Lamb	22.7	1	4
	Charleston Rambo	22.4	2	5
All-Purpose Yards/Game	CeeDee Lamb	117.9	4	47
	Jalen Hurts	102.8	7	86
Total Offense/Game	Jalen Hurts	408.8	1	2
Total Touchdowns	Jalen Hurts	13	2	6
	CeeDee Lamb	12	3	12
Points Responsible For	Jalen Hurts	206	1	1
	CeeDee Lamb	74	T-11	94
Points Responsible For/Game	Jalen Hurts	25.8	1	1
	CeeDee Lamb	9.3	T-12	90
Total Points Scored	CeeDee Lamb	78	3	14
	Jalen Hurts	72	T-4	29
Points/Game	Jalen Hurts	9.8	2	10
	CeeDee Lamb	9.3	3	16
Field Goals/Game	Gabe Brkic	1.3	T-4	45
Forced Fumbles	Neville Gallimore	0.25	T-1	33
Fumbles Recovered	DaShaun White	1.0	T-4	78
	Brendan Radley-Hiles	1.0	T-4	78
Punt Return Average	CeeDee Lamb	8.1	3	33

TEAM

Category	Stat	Big 12 Rank	NCAA Rank
Scoring Offense	49.3	1	1
Scoring Defense	23.0	4	41
Total Offense	598.4	1	1
Total Defense	338.8	2	29
Rushing Offense	252.1	2	11
Rushing Defense	138.4	4	45
Pass Offense	346.3	1	4
Pass Defense	200.4	3	38
Pass Efficiency	212.9	1	1
Pass Defense Efficiency	127.7	4	49
Passes Had Intercepted	4	3	22
Passes Intercepted	4	9	100
Sacks/Game	2.9	3	28
Sacks Allowed/Game	0.9	1	5
First Downs	201	4	27
First Downs Allowed	164	6	43
3rd-Down Conversion Pct.	45.8	3	23
Opp. 3rd-Down Conversion Pct.	30.0	2	12
4th-Down Conversion Pct.	80.0	1	9
Opp. 4th-Down Conversion Pct.	50.0	6	59
Red Zone Offense Pct.	90.9	T-6	24
Red Zone Defense Pct.	92.3	9	124
Penalties/Game	7.4	10	107
Penalty Yards/Game	81.4	10	128
Time of Possession	28:36	8	99
Turnover Margin	-0.25	5	84
Net Punt Average	41.2	3	25
Kick Return Average	16.2	9	121
Kickoff Coverage	18.3	4	28
Punt Return Average	7.7	5	66
Punt Coverage	10.7	9	105

9/1/19 • Gaylord Family – Oklahoma Memorial Stadium (84,534) • Norman		
	HOUSTON	31
	#4 OKLAHOMA	49

NORMAN – Jalen Hurts accounted for six touchdowns and set the record for total offensive yards by a player in his Oklahoma debut as the Sooners beat Houston 49-31 to start the 2019 season. OU's 686 total yards were its most ever in a season opener.

A graduate transfer quarterback from Alabama, Hurts was 20 for 23 through the air for 332 yards and three touchdowns while running 16 times for a career-high 176 yards (11.0 average) and three more scores. His 508 yards of total offense smashed the school record for a Sooner debut, previously held by Baker Mayfield (396 vs. Akron in 2015).

Hurts became the first Sooner to ever throw for at least 300 yards and rush for at least 150 in a game, and the first player in Big 12 history to throw for at least 300 and rush for at least 150 while completing at least 80 percent of his passes.

OU ran for 354 yards and threw for 332 on the night.

The Sooner defense held a Houston offense that last year ranked seventh nationally in total yards per game (512.5) to 408 yards (5.9 per play). OU by comparison averaged 11.2 per play, third most in program history. Linebacker Kenneth Murray led the Sooners with 13 tackles and 2.5 tackles for loss while recording a pass breakup and a quarterback hurry.

Score by Quarters	1	2	3	4	Score	
Houston	0	10	7	14	31	Record: (0-1)
Oklahoma	7	14	21	7	49	Record: (1-0)

Scoring Summary:

- 1st 12:21 OU - Hall, Jeremiah 14 yd pass from Hurts, Jalen (Sutherland, C. kick)
3 plays, 61 yards, TOP 1:10 0 - 7
- 2nd 14:10 OU - Hurts, Jalen 1 yd run (Sutherland, C. kick)
11 plays, 89 yards, TOP 5:34 0 - 14
- 08:09 OU - Lamb, CeeDee 45 yd pass from Hurts, Jalen (Sutherland, C. kick)
8 plays, 77 yards, TOP 4:13 0 - 21
- 04:58 UH - Porter, Kyle 23 yd pass from King, D'Eriq (Witherspoon, Da kick)
6 plays, 81 yards, TOP 3:11 7 - 21
- 00:26 UH - Witherspoon, Da 34 yd field goal
6 plays, 38 yards, TOP 2:02 10 - 21
- 3rd 12:38 OU - Rambo, C. 56 yd pass from Hurts, Jalen (Sutherland, C. kick)
5 plays, 75 yards, TOP 2:22 10 - 28
- 07:47 OU - Hurts, Jalen 3 yd run (Sutherland, C. kick)
5 plays, 83 yards, TOP 2:20 10 - 35
- 03:03 UH - Car, Mulbah 7 yd run (Witherspoon, Da kick)
12 plays, 87 yards, TOP 4:39 17 - 35
- 00:00 OU - Hurts, Jalen 1 yd run (Sutherland, C. kick)
6 plays, 79 yards, TOP 3:03 17 - 42
- 4th 09:11 UH - Stevenson, Marq 4 yd pass from King, D'Eriq (Witherspoon, Da kick)
12 plays, 75 yards, TOP 3:39 24 - 42
- 02:11 UH - King, D'Eriq 5 yd run (Witherspoon, Da kick)
7 plays, 72 yards, TOP 1:50 31 - 42
- 01:17 OU - Stevenson, R. 21 yd run (Sutherland, C. kick)
4 plays, 42 yards, TOP 0:54 31 - 49

	UH	OU
FIRST DOWNS	25	30
RUSHES-YARDS (NET)	42-241	37-354
PASSING YDS (NET)	167	332
Passes Att-Comp-Int	27-14-0	24-20-0
TOTAL OFFENSE PLAYS-YARDS	69-408	61-686
Fumble Returns-Yards	1-7	0-0
Punt Returns-Yards	0-0	3-26
Kickoff Returns-Yards	4-61	2-37
Interception Returns-Yards	0-0	0-0
Punts (Number-Avg)	5-45.6	1-41.0
Fumbles-Lost	1-0	2-2
Penalties-Yards	6-48	7-94
Possession Time	31:35	28:25
Third-Down Conversions	5-13	5-8
Fourth-Down Conversions	1-2	0-0
Red-Zone Scores-Chances	4-4	5-6
Sacks By: Number-Yards	0-0	3-11

RUSHING: UH – King, D. 15-103; Car, M 9-76; Porter, K. 14-40; Stevenson, M. 1-13; Smith, C. 3-9. **OU** – Hurts, J. 16-176; Sermon, T. 11-91; Brooks, K. 4-46; Stevenson, R. 6-41.

PASSING: UH – King, D. 14-17-2-167. **OU** – Hurts, J. 20-23-3-332; Mordecai, T. 0-1-0-0.

RECEIVING: UH – Stevenson, M. 7-80; Porter, K. 2-32; Trahan, C. 2-25; Corbin, K. 1-28; Singleton, J. 1-5; McGowan, C. 1- -3. **OU** – Rambo, C. 3-105; Basquine, N. 3-31; Hall, J. 3-25; Lamb, C. 2-46; Haselwood, J. 2-46; Sermon, T. 2-25; Calcaterra, G. 2-20; Miller, A.D. 1-15; Willis, B. 1-14; Jones, M 1-5.

TACKLES (UA-A): UH – Stuard, G. 9-5; Owens, G. 5-2; Mutin, D. 4-2; Anderson, D. 3-2; Turner, P. 4-0; Sprewell, G. 3-1; Smith, Ka. 3-1; Parish, D. 2-2; Carmouche, J. 1-2; Edgeston, T. 0-3; Williams, D. 1-1; Anenih, D. 1-1; Bell, A. 1-1; Gooden, E. 1-0; Fleming, A. 1-0; Vaughn, G. 1-0; Young, B. 0-1. **OU** – Murray, K. 7-6; Perkins, R. 5-2; Turner-Yell, D. 3-3; Bonitto, N. 3-3; Radley-Hiles, B. 2-3; Fields, P. 2-3; Jones, R. 4-0; Redmond, J. 1-2; Brown, T. 2-0; White, D. 1-1; Terry, J. 0-2; Overton, M. 0-2; Sylvie, C. 1-0; Stripling, M. 1-0; Ugwoegbu, D. 1-0; Gallimore, N. 1-0; Bridges, T. 1-0; Perkins, J. 1-0; Motley, P. 1-0; Parker, J. 1-0; Hurts, J. 1-0; Rambo, C. 1-0; Asamoah, B. 0-1; Thomas, I. 0-1; Davis, J. 0-1.

9/7/19 • Gaylord Family – Oklahoma Memorial Stadium (82,181) • Norman		
	SOUTH DAKOTA	14
	#4 OKLAHOMA	70

NORMAN – Oklahoma outgained South Dakota 733 yards to 339 and registered its first three takeaways of the season in a 70-14 win over South Dakota. OU's 70 points were its most since a 79-10 home win over North Texas to open the 2007 campaign, and a school-record 10 Sooners scored touchdowns on the night.

Jalen Hurts completed 14 of 18 passes for 259 yards and three touchdowns while rushing eight times for 47 yards before leaving the game with 11:03 left in the third quarter.

Redshirt freshman Tanner Mordecai replaced Hurts on OU's second possession of the third quarter with the Sooners leading 42-0 and promptly engineered a four-play, 68-yard touchdown drive in which he connected with freshman receiver Jadon Haselwood on a 14-yard score. It was the first career touchdown for both players. Mordecai finished 6 for 8 for 114 yards and two TDs. Freshman QB Spencer Rattler made his collegiate debut and threw for 50 yards and a TD on 4-for-4 passing and ran for 15 yards on two carries.

Sophomore defensive back Brendan Radley-Hiles recovered a second-quarter fumble and returned a third-quarter interception 30 yards for his first career TD. Freshman cornerback Jaden Davis added an interception with 11:12 left in the fourth quarter.

Score by Quarters	1	2	3	4	Score	
South Dakota	0	0	14	0	14	Record: (0-2)
Oklahoma	14	14	28	14	70	Record: (2-0)

Scoring Summary:

- 1st 08:30 OU - Lamb, CeeDee 3 yd pass from Hurts, Jalen (Sutherland, C. kick)
7 plays, 80 yards, TOP 2:46 0 - 7
- 00:43 OU - Hall, Jeremiah 8 yd pass from Hurts, Jalen (Sutherland, C. kick)
10 plays, 97 yards, TOP 5:42 0 - 14
- 2nd 13:08 OU - Brooks, Kennedy 13 yd run (Sutherland, C. kick)
5 plays, 67 yards, TOP 1:33 0 - 21
- 00:41 OU - Rambo, C. 7 yd pass from Hurts, Jalen (Sutherland, C. kick)
11 plays, 82 yards, TOP 6:06 0 - 28
- 3rd 14:03 OU - Radley-Hiles, B 30 yd interception return (Sutherland, C. kick)
0 - 35
- 11:03 OU - Sermon, Trey 1 yd run (Sutherland, C. kick)
3 plays, 50 yards, TOP 0:59 0 - 42
- 08:03 OU - Haselwood, J. 14 yd pass from Mordecai, T. (Sutherland, C. kick)
4 plays, 68 yards, TOP 1:17 0 - 49
- 05:46 USD - Case,Kody 23 yd pass from Simmons,Austin (Lorber,Mason kick)
7 plays, 75 yards, TOP 2:17 7 - 49
- 05:29 OU - Stevenson, R. 75 yd run (Sutherland, C. kick)
1 plays, 75 yards, TOP 0:17 7 - 56
- 00:53 USD - Vander Esch,C. 27 yd pass from Simmons,Austin (Lorber,Mason kick)
10 plays, 75 yards, TOP 4:36 14 - 56
- 4th 11:59 OU - Wease, Theo 37 yd pass from Mordecai, T. (Sutherland, C. kick)
9 plays, 75 yards, TOP 3:54 14 - 63
- 05:42 OU - Bridges, Trejan 9 yd pass from Rattler, S. (Sutherland, C. kick)
10 plays, 76 yards, TOP 5:30 14 - 70


	USD	OU
FIRST DOWNS	20	28
RUSHES-YARDS (NET)	25-70	39-310
PASSING YDS (NET)	269	423
Passes Att-Comp-Int	38-29-2	30-24-0
TOTAL OFFENSE PLAYS-YARDS	63-339	69-733
Fumble Returns-Yards	0-0	0-0
Punt Returns-Yards	0-0	2-23
Kickoff Returns-Yards	0-0	0-0
Interception Returns-Yards	0-0	2-30
Punts (Number-Avg)	6-45.7	2-35.5
Fumbles-Lost	1-1	2-0
Penalties-Yards	7-45	12-105
Possession Time	26:27	33:33
Third-Down Conversions	1 of 11	7 of 10
Fourth-Down Conversions	1 of 2	1 of 1
Red-Zone Scores-Chances	0-0	7-7
Sacks By: Number-Yards	1-10	2-20

RUSHING: USD – Simmons, A. 7-28; Klett, B. 8-20; Brooks, C. 5-16; Henry, K. 5-6. **OU** – Stevenson, R. 6-104; Brooks, K. 6-69; Sermon, T. 9-56; Hurts, J. 8-47; Rambo, C. 1-18; Rattler, S. 2-15; Major, M. 5-12.

PASSING: USD – Simmons, A. 25-34-2-244; Tsalgalis, T. 4-4-0-25. **OU** – Hurts, J. 14-18-3-259; Mordecai, T. 6-8-2-114; Ratter, S. 4-4-1-50.

RECEIVING: USD – Case, K. 6-68; Henry, K. 4-31; Baker, R. 4-28; Greenhaw, D. 3-40; Allen, D. 3-19; Falck, L. 2-20; Eliodor, W. 2-14; Herrmann, C. 2-12; Vander Esch, C. 1-27; Kuchel, C. 1-9; Brooks, C. 1-1. **OU** – Lamb, C. 6-144; Haselwood, J. 3-78; Bridges, T. 3-43; Rambo, C. 3-30; Wease, T. 2-34; Stogner, A. 2-15; Miller, A. 1-40; Stoops, D. 1-17; Basquine, N. 1-12; Hall, J. 1-8; Stevenson, R. 1-2.

TACKLES (UA-A): USD – Reed, E. 8-4; Powell, P. 5-3; Matthew, J. 5-4; Fant, C. 6-0; Johnson, M. 3-3; Mogensen, B. 2-3; Starling, J. 2-2; Cochrane, J. 2-1; Hillis, S. 2-1; Tisdale, C. 0-3; Oliver, J. 2-0; Peguero, L. 1-1; Goodson, B. 0-2; Greenfield, D. 1-0; Smith, D. 1-0; Klett, B. 0-1; Whitcomb, D. 0-1; Coker, J. 0-1; Cline, K. 0-1. **OU** – Fields, P. 4-2; Broiles, J. 2-2; Murray, K. 1-3; Mead, B. 1-3; Sylvie, C. 3-0; Davis, J. 3-0; Parker, J. 3-0; White, D. 2-1; Washington, W. 2-1; Gallimore, N. 2-1; Ugwoegbu, D. 2-0; Brown, T. 2-0; Draper, L. 2-0; Radley-Hiles, B. 1-1; Asamoah, B. 1-1; Redmond, J. 1-1; Bonitto, N. 1-1; Barnes, R. 1-1; Terry, J. 1-0; Overton, M. 1-0; Stokes, L. 1-0; Murphy, C. 1-0; McKinney, Z. 1-0; Stripling, M. 0-1; Motley, P. 0-1; Thomas, I. 0-1; Faamataua, D. 0-1; Turner-Yell, D. 0-1; Jackson, M. 0-1.

9/14/19 • Rose Bowl (52,578) • Pasadena, Calif.		
	#5 OKLAHOMA	48
	UCLA	14

PASADENA, Calif. — No. 5/4 Oklahoma raced to a 34-7 halftime lead behind a record performance by QB Jalen Hurts and cruised to a 48-14 win at UCLA to improve to 3-0.

The Sooners, who won their 21 consecutive true road games (tied for the second-longest streak nationally since the end of World War II), outgained the Bruins 611 yards to 311 (9.5 per play to 4.9).

Hurts became the first player in OU history to pass for at least 200 yards (206) and rush for at least 100 yards (141) in the first half of a game. He finished 15 for 20 through the air for 289 yards and three touchdowns and ran 14 times for 150 yards and a score. Ninety-nine of his rushing yards came on OU's opening drive, marking the first time an FBS player accomplished the feat in 15 years.

Charleston Rambo caught touchdown passes of 48 and 39 yards, and finished with 116 receiving yards. CeeDee Lamb caught a 39-yard TD pass and registered his first-career rushing score on a 1-yard play.

OU recorded another 300-yard passing game (302) and 300-yard rushing game (309), its 14th such effort in school history and, amazingly, seventh in the last 10 games (all three outings this year).

The Sooners' defense tallied two more takeaways on the night, upping its season total to five. Cornerback Tre Brown and linebacker Ryan Jones both picked up their first-career interception.

Score by Quarters	1	2	3	4	Score
Oklahoma	17	17	7	7	48
UCLA	0	7	7	0	14

Scoring Summary:

- 1st 12:24 OU - Hurts, Jalen 30 yd run (Sutherland, C. kick)
5 plays, 89 yards, TOP 2:36 7 - 0
- 05:49 OU - Sutherland, Calum 22 yd field goal
9 plays, 90 yards, TOP 3:43 10 - 0
- 03:31 OU - Lamb, CeeDee 39 yd pass from Hurts, Jalen (Sutherland, C. kick)
3 plays, 69 yards, TOP 1:06 17 - 0
- 2nd 13:49 UCLA - Phillips, Kyle 13 yd pass from Thmpsn-Robinson (Molson, JJ kick)
9 plays, 75 yards, TOP 4:42 17 - 7
- 09:25 OU - Sutherland, Calum 32 yd field goal
9 plays, 60 yards, TOP 4:24 20 - 7
- 04:11 OU - Rambo, Charleston 48 yd pass from Hurts, Jalen (Sutherland, C. kick)
7 plays, 70 yards, TOP 2:54 27 - 7
- 01:01 OU - Lamb, CeeDee 1 yd run (Sutherland, C. kick)
5 plays, 36 yards, TOP 2:30 34 - 7
- 3rd 07:34 UCLA - Erwin, Jaylen 8 yd pass from Thmpsn-Robinson (Molson, JJ kick)
14 plays, 75 yards, TOP 7:26 34 - 14
- 00:27 OU - Rambo, Charleston 39 yd pass from Hurts, Jalen (Sutherland, C. kick)
5 plays, 57 yards, TOP 2:58 41 - 14
- 4th 06:15 OU - Stevenson, Rhamondre 1 yd run (Sutherland, C. kick)
13 plays, 80 yards, TOP 6:51 48 - 14

	OU	UCLA
FIRST DOWNS	26	21
RUSHES-YARDS (NET)	41-309	37-110
PASSING YDS (NET)	302	201
Passes Att-Comp-Int	23-16-0	26-15-2
TOTAL OFFENSE PLAYS-YARDS	64-611	63-311
Fumble Returns-Yards	0-0	0-0
Punt Returns-Yards	2--1	0-0
Kickoff Returns-Yards	1-11	1-23
Interception Returns-Yards	2-1	0-0
Punts (Number-Avg)	2-42.0	5-41.8
Fumbles-Lost	0-0	1-0
Penalties-Yards	5-50	6-38
Possession Time	31:48	28:12
Third-Down Conversions	4-9	3-13
Fourth-Down Conversions	1-1	2-3

RUSHING: OU - Hurts, J. 14-150; Brooks, K. 7-62; Sermon, T. 7-51; Stevenson 9-37; Mordecai, T. 1-12; Lamb, C. 1-1; Hall, J. 1-1; Rambo, C. 1--3. **UCLA** - Felton, D. 5-65; Kelley, J. 18-51; Thompson-Robinson, D. 14--6.

PASSING: OU - Hurts, J. 15-20-3-289; Mordecai, T. 1-3-0-13. **UCLA** - Thompson-Robinson, D. 15-26-2-201.

RECEIVING: OU - Rambo, C. 5-116; Morris, L. 2-43; Calcaterra, G. 2-40; Basquine, N. 2-17; Lamb, C. 1-39; Stoops, D. 1-17; Bridges, T. 1-13; Haselwood, J. 1-9; Hall, J. 1-8. **UCLA** - Felton, D. 4-44; Asiasi, D. 3-71; Phillips, K. 2-20; 2-15; Martinez, M. 1-18; Cota, C. 1-11; Wilson, J. 1-11; Dulcich, G. 1-11.

TACKLES (UA-A): OU - Davis, J. 6-0; Murray, K. 3-2; Turner-Yell, D. 3-1; Motley, P. 3-1; Radley-Hiles, B. 3-0; Redmond, J. 3-0; Terry, J. 2-2; Stokes, L. 2-2; Barnes, R. 2-0; Overton, M. 2-0; Fields, P. 2-0; White, D. 2-0; Thomas, I. 2-0; Asamoah, B. 2-0; Perkins, R. 1-1; Broiles, J. 1-1; Jones, R. 1-0; Brown, T. 1-0; Bridges, T. 1-0; Mead, B. 1-0; Gallimore, N. 1-0; Bonitto, N. 1-0; Faamatau, D. 0-1; Ugwoegbu, D. 0-1. **UCLA** - Lake, Q. 2-5; Blaylock, S. 5-0; Barnes, K. 4-1; Gates, E. 4-1; Toailoa, L. 3-2; Jones, C. 3-1; Mafi, A. 2-2; Osling III, M. 3-0; Toailoa, L. 3-0; Wade, E. 2-1; Woods, J. 2-1; Odighizuwa, O. 1-2; Shaw, J. 2-0; Mason, S. 1-1; Manoa, T. 1-1; Dinneen, J. 1-1; Holmes, D. 1-0; Fernea, E. 1-0; Jolly, P. 1-0; Felton, D. 1-0; Andrus, M. 1-0; Cohen, M. 0-1; Harris, J. 0-1; Osteen, E. 0-1.

9/28/19 • Gaylord Family - Oklahoma Memorial Stadium (84,416) • Norman		
	TEXAS TECH	16
	#6 OKLAHOMA	55

NORMAN — In less than three quarters of work, Jalen Hurts completed 17 of 24 passes for a career-high 415 yards and three touchdowns and rushed nine times for 70 yards and a score as No. 6/4 Oklahoma handled Texas Tech 55-16. It was OU's 900th victory.

The Sooners posted a 642-313 advantage in total yards and held Tech to a 1-for-14 mark on third-downs.

CeeDee Lamb caught six passes for career highs of 185 yards and three touchdowns, two of them going for 71 and 65 yards. Charleston Rambo finished with two receptions for a career-high 122 yards. His 74-yard catch represented OU's longest pass play of the year.

Hurts (249.0) notched his fourth straight game of a pass efficiency rating of at least 245.0. He also joined Patrick Mahomes (Texas Tech) and Trevone Boykin (TCU) as the only quarterbacks in Big 12 history to throw for 415-plus yards, register three passing touchdowns, rush for at least 70 yards and score a rushing TD in a conference game.

Linebacker Kenneth Murray registered a game-high nine tackles and had a sack (10 yards) while defensive lineman Neville Gallimore added three tackles and a forced fumble that linebacker DaShaun White recovered.

Score by Quarters	1	2	3	4	Score
Texas Tech	0	10	6	0	16
Oklahoma	17	17	14	7	55

Scoring Summary:

- 1st 11:27 OU - Sermon, Trey 1 yd run (Brkic, G. kick)
5 plays, 70 yards, TOP 2:37 0 - 7
- 05:14 OU - Hurts, Jalen 1 yd run (Brkic, G. kick)
8 plays, 95 yards, TOP 5:12 0 - 14
- 00:48 OU - Brkic, Gabe 34 yd field goal
6 plays, 42 yards, TOP 2:18 0 - 17
- 2nd 11:44 TTU - Shyne, Armand 13 yd run (Wolff, T. kick)
8 plays, 75 yards, TOP 4:04 7 - 17
- 11:23 OU - Lamb, CeeDee 71 yd pass from Hurts, Jalen (Brkic, G. kick)
1 plays, 71 yards, TOP 0:21 7 - 24
- 06:33 TTU - Wolff, Trey 24 yd field goal
9 plays, 69 yards, TOP 4:50 10 - 24
- 02:09 OU - Lamb, CeeDee 14 yd pass from Hurts, Jalen (Brkic, G. kick)
10 plays, 75 yards, TOP 4:24 10 - 31
- 00:00 OU - Brkic, Gabe 33 yd field goal
6 plays, 43 yards, TOP 1:01 10 - 34
- 3rd 14:13 OU - Lamb, CeeDee 65 yd pass from Hurts, Jalen (Brkic, G. kick)
2 plays, 75 yards, TOP 0:47 10 - 41
- 07:49 TTU - Wolff, Trey 36 yd field goal
5 plays, 35 yards, TOP 3:07 13 - 41
- 05:00 OU - Sermon, Trey 32 yd run (Brkic, G. kick)
8 plays, 75 yards, TOP 2:49 13 - 48
- 00:24 TTU - Wolff, Trey 41 yd field goal
10 plays, 52 yards, TOP 4:36 16 - 48
- 4th 08:18 OU - Stevenson, Rhamondre 28 yd run (Brkic, G. kick)
3 plays, 41 yards, TOP 0:54 16 - 55

	TTU	OU
FIRST DOWNS	16	24
RUSHES-YARDS (NET)	37-192	30-201
PASSING YDS (NET)	122	443
Passes Att-Comp-Int	26-12-0	34-23-1
TOTAL OFFENSE PLAYS-YARDS	63-314	64-644
Fumble Returns-Yards	0-0	0-0
Punt Returns-Yards	1-27	2-9
Kickoff Returns-Yards	2-46	1-29
Interception Returns-Yards	1-40	0-0
Punts (Number-Avg)	6-48.5	3-56.7
Fumbles-Lost	1-1	0-0
Penalties-Yards	8-65	9-114
Possession Time	31:54	28:06
Third-Down Conversions	1-14	3-9
Fourth-Down Conversions	1-3	1-1

RUSHING: TTU - Thompson, S. 13-96; Henry, T. 8-31; Mannix, M. 1-23; Shyne, A. 5-18; Duffey, J. 7-16; Hutchings, J. 1-6; Rigdon, D. 1-2; White, X. 1-0. **OU** - Sermon, T. 7-76; Hurts, J. 9-70; Brooks, K. 8-29; Stevenson, R. 4-29; Willis, B. 1-1.

PASSING: TTU - Duffey, J. 11-20-0-120; Tyner, J. 1-5-0-2; Mannix, M. 0-1-0-0. **OU** - Hurts, J. 17-14-3-415; Mordecai, T. 4-6-0-5; Rattler, S. 2-4-0-23.

RECEIVING: TTU - Thompson, S. 4-14; Rigdon, D. 2-37; White, X. 1-21; Ezukanma, R. 1-19; Thompson, D. 1-18; Carter, K. 1-8; Shyne, A. 1-3; Vasher, T. 1-2. **OU** - Lamb, C. 7-185; Haselwood, J. 6-59; Stevenson, R. 3-13; Rambo, C. 2-122; Sermon, T. 2-11; Hall, J. 1-23; Stogner, A. 1-19; Wease, T. 1-11.

TACKLES (UA-A): TTU - Jeffers, R. 3-4; Leggett, T. 5-1; McPhearson, Z. 5-1; Brooks, J. 1-5; Taylor, D. 3-1; Benson, X. 1-3; Howard, E. 2-1; Coleman, D. 2-1; Fields, D. 2-1; Washington, B. 1-2; Gilmore, L. 2-0; Drye, A. 1-1; Beck, A. 1-1; Matthews, T. 0-2; Eldridge, K. 0-2; Smith, D. 1-0; Deaton, D. 1-0; Miller, H. 1-0; Yontz, Q. 0-1; McCann, N. 0-1; Ingram, J. 0-1; Mbanasor, N. 0-1. **OU** - Murray, K. 1-8; Turner-Yell, D. 5-2; Asamoah, B. 2-3; Brown, T. 3-1; Terry, J. 2-2; Davis, J. 2-1; Fields, P. 1-2; White, D. 1-2; Gallimore, N. 1-2; Overton, M. 1-2; Washington, W. 0-2; Perkins, R. 1-1; Motley, P. 1-1; Mann, K. 1-1; Bonitto, N. 1-1; Redmond, J. 1-1; Bridges, T. 0-2; Mead, B. 0-2; Faamatau, D. 1-0; Brooks, K. 1-0; Jones, R. 1-0; Draper, L. 1-0; Roberson, K. 1-0; Broiles, J. 0-1; Barnes, R. 0-1; Stripling, M. 0-1; Parker, J. 0-1; Ugwoegbu, D. 0-1; Radley-Hiles, B. 0-1; Stenson, R. 0-1; Jones, M. 0-1.

10/5/19 • David Booth Kansas Memorial Stadium (34,402) • Lawrence, Kan.		
	#6 OKLAHOMA	45
	KANSAS	20

NORMAN — After falling behind (7-0) for the first time all season, No. 6/4 Oklahoma rebounded with 42 consecutive points in a 45-20 win at Kansas. The victory was OU's 22nd straight in a true road game, good for the second-longest streak nationally in the post-World War II era (behind OU's 25-game streak from 1953-58).

Quarterback Jalen Hurts led the Sooners' offensive attack, completing 16 of 24 passes for 228 yards and two touchdowns while rushing 10 times for 56 yards and two scores.

Highlighted by a 61-yard fourth-quarter touchdown run, Rhamondre Stevenson paced the Sooners with 109 yards on only five rushes (21.8 average). Trey Sermon added 71 rushing yards and a score on 11 carries, and caught two passes for 20 yards and a TD.

Thirteen Sooners caught at least one pass (none with more than two), with CeeDee Lamb notching the other touchdown grab (a 10-yarder with 0:31 left in the second quarter). It marked Lamb's seventh straight game with a TD reception.

The OU defense registered three sacks and seven tackles for loss. Safety Delarrin Turner-Yell led the group with seven tackles, all solo, while adding a TFL.

Score by Quarters	1	2	3	4	Score	
Oklahoma	7	14	14	10	45	Record: (5-0, 2-0)
Kansas	7	0	0	13	20	Record: (2-4, 0-3)

Scoring Summary:

- 1st 03:35 KU - Charlot, Daylon 22 yd pass from Stanley, Carter (Jones, L. kick)
9 plays, 98 yards, TOP 5:14 0 - 7
01:26 OU - Sermon, Trey 2 yd run (Brkic, G. kick)
6 plays, 77 yards, TOP 2:03 7 - 7
- 2nd 07:51 OU - Hurts, Jalen 1 yd run (Brkic, G. kick)
7 plays, 58 yards, TOP 2:57 14 - 7
00:31 OU - Lamb, CeeDee 10 yd pass from Hurts, Jalen (Brkic, G. kick)
1 plays, 10 yards, TOP 0:08 21 - 7
- 3rd 10:19 OU - Hurts, Jalen 5 yd run (Brkic, G. kick)
10 plays, 84 yards, TOP 4:36 28 - 7
06:18 OU - Sermon, Trey 15 yd pass from Hurts, Jalen (Brkic, G. kick)
7 plays, 83 yards, TOP 2:52 35 - 7
- 4th 10:45 OU - Stevenson, Rhamondre 61 yd run (Brkic, G. kick)
1 play, 61 yards, TOP 0:13 42 - 7
09:35 KU - Robinson, S. 39 yd pass from Stanley, Carter (Jones, L. kick)
2 plays, 75 yards, TOP 1:04 42 - 14
04:47 OU - Brkic, Gabe 32 yd field goal
10 plays, 60 yards, TOP 4:48 45 - 14
02:46 KU - Robinson, S. 24 yd pass from Stanley, Carter (Jones, L. kick failed)
6 plays, 70 yards, TOP 1:54 45 - 20

	OU	KU
FIRST DOWNS	29	18
RUSHES-YARDS (NET)	37-268	32-130
PASSING YDS (NET)	277	230
Passes Att-Comp-Int	29-20-1	28-18-0
TOTAL OFFENSE PLAYS-YARDS	66-545	60-360
Fumble Returns-Yards	0-0	0-0
Punt Returns-Yards	1-46	0-0
Kickoff Returns-Yards	2-34	5-108
Interception Returns-Yards	0-0	1-0
Punts (Number-Avg)	2-50.0	5-43.0
Fumbles-Lost	0-0	0-0
Penalties-Yards	8-89	9-82
Possession Time	29:48	30:07
Third-Down Conversions	6 of 9	6 of 14
Fourth-Down Conversions	0-0	0-2

RUSHING: OU - Stevenson, R. 5-109; Sermon, T. 11-71; Hurts, J. 10-56; Pledger, T.J. 3-30; Major, M. 4-15; Mordecai, T. 2-7; Willis, B. 1-0; Lamb, C. 1--20. **KU** - Williams, P. 23-137; Gardner, V. 3-5; Stanley, C. 6--12.

PASSING: OU - Hurts, J. 16-24-2-228; Mordecai, T. 3-4-0-28; Basquine, N. 1-1-0-32. **KU** - Stanley, C. 18-28-3-230.

RECEIVING: OU - Willis, B. 2-38; Basquine, N. 2-32; Hall, J. 2-28; Haselwood, J. 2-26; Lamb, C. 2-25; Sermon, T. 2-20; Bridges, T. 2-19; Hurts, J. 1-21; Calcaterra, G. 1-19; Morris, L. 1-19; Stevenson, R. 1-11; Rambo, C. 1-10; Stoops, D. 1-9. **KU** - Robinson, S. 5-131; Williams, P. 5-20; Parchment, A. 4-45; Charlot, D. 2-33; Sosinski, J. 1-6; Lassiter, K. 1-5.

TACKLES (UA-A): OU - Turner-Yell, D. 7-0; Murray, K. 5-1; Motley, P. 5-0; Gallimore, N. 3-0; Brown, T. 3-0; Perkins, R. 3-0; Asamoah, B. 3-0; Davis, J. 2-1; Terry, J. 2-1; Bonitto, N. 2-1; White, D. 2-0; Radley-Hiles, B. 2-0; Fields, P. 2-0; Stokes, L. 1-0; Broiles, J. 1-0; Jones, R. 1-0; Stevenson, R. 1-0; Bridges, T. 1-0; Ugwoegbu, D. 1-0; Rambo, C. 1-0; Mann, K. 1-0. **KU** - Torneden, B. 5-1; McCullough, J. 4-2; Kamara, A. 3-2; Ferguson, D. 3-2; Harris, C. 4-0; Johnson, K. 3-1; Cole, C. 2-1; Thomas, R. 2-1; S-McKenzie, N. 2-0; Defense, H. 2-0; Lee, M. 2-0; Ford, D. 1-1; Mayberry, K. 1-1; Hempstead, E. 1-1; Dineen, J. 1-0; Parker, S. 1-0; Brown, J. 1-0; Thompson, K. 1-0; Horne, J. 1-0; Franklin, D. 1-0; Potter, G. 0-1.

10/12/19 • Cotton Bowl Stadium (92,100) • Dallas		
	#6 OKLAHOMA	34
	#11 TEXAS	27

DALLAS — CeeDee Lamb made a career-high 10 catches for 171 yards and a career-high-tying three touchdowns and No. 6/5 Oklahoma tied a school record with nine sacks in a 34-27 victory over No. 11/11 Texas in the Cotton Bowl. It marked OU's eighth win over the Longhorns in the last 11 meetings and 14th in the last 21.

The Sooners' defense also recorded 15 tackles for loss, their second most ever against Texas. Eight OU players registered a sack, 14 recorded at least half a tackle for loss and 23 players were credited with at least one tackle.

OU outgained Texas 511-310 in total yards (7.7 yards per play to 4.2) and extended its streak of scoring at least 34 points to 16 games, tied for the second longest nationally since at least 1980.

Jalen Hurts carried the ball 17 times for 131 yards (the most ever rushing yards by an OU quarterback vs. Texas and a Cotton Bowl Stadium collegiate record by a QB) and a 3-yard fourth-quarter touchdown. He was 16 for 28 through the air for 235 yards, three TDs and an interception.

Lamb's touchdowns covered 1 yard (fourth-down play in first quarter), 51 yards (third quarter) and 27 yards (fourth quarter). He made 10 of OU's 16 receptions on the day and moved into sole possession of third place on OU's career receiving TDs list with 28.

Kennedy Brooks joined Hurts by surpassing the 100-yard rushing mark with 105 yards on 10 carries (10.5 average).

Safety Delarrin Turner-Yell recorded 10 tackles, good for game and career highs, and a tackle for loss. Linebacker Kenneth Murray made five solo tackles, two tackles for loss and a sack while defensive lineman Neville Gallimore registered a team-high two sacks.

Score by Quarters	1	2	3	4	Score	
Oklahoma	7	3	10	14	34	Record: (6-0, 3-0)
Texas	0	3	14	10	27	Record: (4-2, 2-1)

Scoring Summary:

- 1st 09:54 OU - Lamb, CeeDee 1 yd pass from Hurts, Jalen (Brkic, G. kick)
10 plays, 66 yards, TOP 5:06 7 - 0
- 2nd 01:49 OU - Brkic, Gabe 19 yd field goal
8 plays, 53 yards, TOP 2:28 10 - 0
00:00 UT - Dicker, C. 49 yd field goal
8 plays, 48 yards, TOP 1:44 10 - 3
- 3rd 08:48 UT - Roschon Johnson 4 yd run (Dicker, C. kick)
7 plays, 93 yards, TOP 2:40 10 - 10
07:45 OU - Lamb, CeeDee 51 yd pass from Hurts, Jalen (Brkic, G. kick)
3 plays, 75 yards, TOP 1:03 17 - 10
04:44 OU - Brkic, Gabe 34 yd field goal
6 plays, 21 yards, TOP 2:04 20 - 10
00:00 UT - Sam Ehlinger 2 yd run (Cameron Dicker kick)
5 plays, 60 yards, TOP 1:30 20 - 17
- 4th 11:56 OU - Lamb, CeeDee 27 yd pass from Hurts, Jalen (Brkic, G. kick)
6 plays, 75 yards, TOP 3:04 27 - 17
06:53 UT - Cameron Dicker 32 yd field goal
13 plays, 61 yards, TOP 5:03 27 - 20
04:19 OU - Hurts, Jalen 3 yd run (Brkic, G. kick)
5 plays, 75 yards, TOP 2:34 34 - 20
01:49 UT - Sam Ehlinger 4 yd run (Cameron Dicker kick)
9 plays, 75 yards, TOP 2:30 34 - 27

	OU	UT
FIRST DOWNS	21	25
RUSHES-YARDS (NET)	38-276	36-100
PASSING YDS (NET)	235	210
Passes Att-Comp-Int	28-16-1	38-26-0
TOTAL OFFENSE PLAYS-YARDS	66-511	74-310
Fumble Returns-Yards	0-0	0-0
Punt Returns-Yards	3-6	0-0
Kickoff Returns-Yards	1-17	4-79
Interception Returns-Yards	0-0	1-10
Punts (Number-Avg)	2-38.0	7-40.1
Fumbles-Lost	1-1	1-0
Penalties-Yards	7-89	9-49
Possession Time	29:28	30:32
Third-Down Conversions	3 of 12	6 of 14
Fourth-Down Conversions	1-2	0-0

RUSHING: OU - Hurts, J. 17-131; Brooks, K., 105; Stevenson, R. 6-37; Pledger, T.J. 1-5; Lamb, C. 1-4. **UT** - Johnson, R. 8-95; Ingram, K. 2-9; Duvernay, D. 3-5; Ehlinger, S. 23--9.

PASSING: OU - Hurts, J. 16-28-3-235. **UT** - Ehlinger, S. 25-37-0-205.

RECEIVING: OU - Lamb, C. 10-171; Rambo, C. 3-23; Willis, B. 1-25; Basquine, N. 1-17; Brooks, K. 1-11. **UT** - Duvernay, D. 7-49; Johnson, C. 6-82; Johnson, R. 4-23; Epps, M. 3-29; Eagles, B. 2-12; Ingram, K. 2-0; Brewer, C. 1-10.

TACKLES (UA-A): OU - Turner-Yell, D. 9-1; Brown, T. 5-2; Fields, P. 4-3; Murray, K. 5-0; Davis, J. 3-2; Perkins, R. 3-2; White, D. 2-3; Gallimore, N. 3-1; Bonitto, N. 2-2; Terry, J. 3-0; Radley-Hiles, B. 2-0; Stevenson, R. 2-0; Motley, P. 1-1; Asamoah, B. 1-1; Rambo, C. 1-0; Broiles, J. 1-0; Stripling, M. 1-0; Redmond, J. 1-0; Overton, M. 1-0; Bridges, T. 1-0; Faamatau, D. 0-1; Stokes, L. 0-1. **UT** - Ossai, J. 6-2; Adeoye, A. 4-4; Brown, C. 4-1; Jones, B. 3-2; Coburn, K. 3-1; Jamison, D. 2-2; Mitchell, J. 3-0; Graham, T. 2-1; Foster, B. 1-2; Roach, M. 2-0; Cooke, A. 2-0; Burt, J. 1-0; Vaughns, B. 1-0; Owens, T. 1-0; Jones, J. 1-0; Estell, M. 1-0; Chisholm, J. 1-0; Bennett, T. 0-1.

10/19/19 • Gaylord Family – Oklahoma Memorial Stadium (82,620) • Norman		
	WEST VIRGINIA	14
	#5 OKLAHOMA	52

NORMAN — Jalen Hurts completed 16 of 17 pass attempts for 316 yards and three touchdowns and rushed 10 times for 75 yards and two scores as No. 5/ Oklahoma handled West Virginia by a 52-14 count for its first 7-0 start since 2004. It was the Sooners' fourth straight game against the Mountaineers to score more than 50 points. OU outgained WVU by 318 yards (560-242) and averaged 9.5 yards per play.

Hurts became the third OU quarterback (first against a conference opponent) to complete at least 90% of his passes and throw for over 300 yards and for at least three TDs. He recorded a career-high passing efficiency rating of 308.5, the best mark nationally of the season and second best in school history (minimum 15 attempts).

Hurts' TD passes went to H-back Jeremiah Hall (20 yards), Charleston Rambo (6 yards) and Lee Morris (46 yards). Kennedy Brooks gained 70 yards on 10 carries and accounted for OU's third rushing touchdown.

Linebacker Kenneth Murray led the OU defense with nine tackles and 1.5 tackles for loss, while safety Delarrin Turner-Yell added seven stops. The Sooners limited the Mountaineers to 3.8 yards per play and forced 10 punts.

Oklahoma scored its last touchdown when H-back Brayden Willis blocked a punt that was recovered in the end zone by tight end Austin Stogner for his first career score.

Score by Quarters	1	2	3	4	Score	
West Virginia	0	14	0	0	14	Record: (3-4, 1-3)
Oklahoma	14	14	21	3	52	Record: (7-0, 4-0)

Scoring Summary:

- 1st 04:32 OU - Hall, Jeremiah 20 yd pass from Hurts, Jalen (Brkic, G. kick)
8 plays, 66 yards, TOP 3:39 0 - 7
- 02:05 OU - Rambo, C. 6 yd pass from Hurts, Jalen (Brkic, G. kick)
4 plays, 74 yards, TOP 1:59 0 - 14
- 2nd 11:57 WVU - Simmons, T.J. 38 yd pass from Kendall, Austin (Staley, E. kick)
10 plays, 75 yards, TOP 5:08 7 - 14
- 09:08 OU - Brooks, Kennedy 9 yd run (Brkic, G. kick)
7 plays, 75 yards, TOP 2:49 7 - 21
- 06:31 OU - Hurts, Jalen 2 yd run (Brkic, G. kick)
3 plays, 57 yards, TOP 1:24 7 - 28
- 00:20 WVU - Simmons, T.J. 7 yd pass from Kendall, Austin (Staley, E. kick)
7 plays, 51 yards, TOP 3:07 14 - 28
- 3rd 12:51 OU - Hurts, Jalen 22 yd run (Brkic, G. kick)
6 plays, 75 yards, TOP 2:09 14 - 35
- 09:01 OU - Morris, Lee 46 yd pass from Hurts, Jalen (Brkic, G. kick)
2 plays, 55 yards, TOP 0:28 14 - 42
- 06:51 OU - Stogner, Austin 0 yd blocked punt return (Brkic, G. kick)
14 - 49
- 4th 14:17 OU - Brkic, Gabe 29 yd field goal
9 plays, 49 yards, TOP 4:25 14 - 52

	WVU	OU
FIRST DOWNS	15	25
RUSHES-YARDS (NET)	30-51	38-197
PASSING YDS (NET)	191	363
Passes Att-Comp-Int	34-18-0	21-18-0
TOTAL OFFENSE PLAYS-YARDS	64-242	59-560
Fumble Returns-Yards	0-0	0-0
Punt Returns-Yards	2-5	4-15
Kickoff Returns-Yards	4-44	0-0
Interception Returns-Yards	0-0	0-0
Punts (Number-Avg)	10-37.4	4-49.5
Fumbles-Lost	2-0	2-0
Penalties-Yards	4-29	6-64
Possession Time	33:24	26:36
Third-Down Conversions	5-18	2-7
Fourth-Down Conversions	2-3	0-0

RUSHING: WVU – Brown, L. 16-28; Lowe, T. 3-12; Kendall, A. 3-7; Wright, W. 1-2; McKey, K. 4-1; Sinkfield, A. 3-1. **OU** – Hurts, J. 10-75; Brooks, K. 10-70; Pledger, T. 3-25; Sermon, T. 5-17; Lamb, C. 1-9; Haselwood, J. 1-8; Stevenson, R. 4-4; Mordecai, T. 1--3, Team 2--4.

PASSING: WVU – Kendall, A. 15-31-2-182; Lowe, T. 2-2-0-2; Growden, J. 1-1-0-7. **OU** – Hurts, J. 16-17-3-316; Mordecai, T. 2-4-0-47.

RECEIVING: WVU – Simmons, T. 6-74; James, S. 4-29; Jennings, A. 2-22; Esdale, I. 1-36; Wheaton, B. 1-19; Bonamico, D. 1-7; Campbell, G. 1-7; O'Laughlin, M. 1-2; Sinkfield, A. 1--5. **OU** – Rambo, C. 4-71; Lamb, C. 3-71; Morris, L. 2-57; Brooks, K. 2-28; Stoops, D. 2-19; Jones, M. 1-37; Wease, T. 1-34; Hall, J. 1-20; Haselwood, J. 1-13; Basquaine, N. 1-13.

TACKLES (UA-A): WVU – Norwood, J. 7-4; Martin, K. 4-1; Loe, E. 1-4; Campbell, S. 1-4; Smith, T. 2-2; Chandler, J. 2-2; Bailey, H. 2-2; Fortune, N. 2-1; Mahone, S. 0-3; Bonamico, D. 2-0; Raines, K. 1-1; Jones, R. 1-1; Stills, D. 1-1; Donahue, R. 1-1; Guzman, N. 0-2; Long, J. 0-2; Tonkery, D. 1-0; Qualls, Q. 1-0; Sunahara, R. 0-1; Poland, K. 0-1; Stills, D. 0-1; Wade, D. 0-1. **OU** – Murray, K. 6-3; Turner-Yell, D. 5-2; Radley-Hiles, B. 4-2; White, D. 1-5; Bonitto, N. 3-2; Asamoah, B. 0-4; Ugwoegbu, D. 2-1; Gallimore, N. 1-2; Perkins, R. 1-1; Davis, J. 1-1; Stokes, L. 1-1; Faamatau, D. 1-1; Fields, P. 1-1; Sylvie, C. 1-0; Redmond, J. 1-0; Stripling, M. 1-0; Kelleher, K. 1-0; Parker, J. 1-0; Stoops, D. 1-0; Overton, M. 1-0; Morris, L. 1-0; Motley, P. 1-0; Mann, K. 0-1; Mead, B. 0-1.

10/26/19 • Bill Snyder Family Stadium (50,394) • Manhattan, Kan.		
	#5 OKLAHOMA	41
	KANSAS STATE	48

MANHATTAN, Kan. — Oklahoma's 22-game true road winning streak came to an end in a 48-41 loss at Kansas State. It was OU's first true road defeat since Oct. 4, 2014, at TCU.

After taking a 10-0 lead, the Sooners were outscored 48-31, including 17-0 in the third quarter. OU committed two turnovers on the day, both of which resulted in K-State touchdowns, while the Wildcats had no turnovers.

Jalen Hurts finished with 491 yards of total offense, completing 19 of 26 pass attempts for 395 yards and a touchdown while running 19 times for 96 yards and three scores.

CeeDee Lamb finished with five catches for 132 yards, one of them a 70-yard touchdown early in the fourth quarter. Nick Basquaine also notched a 70-yard reception to set up OU's first TD of the day.

Gabe Brkic was 4 for 4 on field goal attempts to improve to 10 for 10 on the season. He hit from 44, 25, 50 and 39 yards, becoming the first OU kicker to make four field goals since Michael Hunnicutt did it in 2011 against Iowa State.

Score by Quarters	1	2	3	4	Score	
Oklahoma	17	6	0	18	41	Record: (7-1, 4-1)
Kansas State	7	17	17	7	48	Record: (5-2, 2-2)

Scoring Summary:

- 1st 13:21 OU - Brkic, G. 44 yd field goal
5 plays, 40 yards, TOP 1:39 3 - 0
- 09:21 OU - Hurts, Jalen 10 yd run (Brkic, G. kick)
5 plays, 75 yards, TOP 2:03 10 - 0
- 04:07 KS - Thompson, S. 4 yd run (Lynch, B. kick)
10 plays, 88 yards, TOP 5:07 10 - 7
- 01:58 OU - Hurts, Jalen 7 yd run (Brkic, G. kick)
6 plays, 72 yards, TOP 2:01 17 - 7
- 2nd 12:12 KS - Youngblood, J. 4 yd run (Lynch, B. kick)
10 plays, 70 yards, TOP 4:40 17 - 14
- 07:26 OU - Brkic, G. 25 yd field goal
9 plays, 67 yards, TOP 4:46 20 - 14
- 01:22 KS - Lynch, B. 35 yd field goal
11 plays, 46 yards, TOP 5:58 20 - 17
- 00:23 KS - Thompson, S. 14 yd run (Lynch, B. kick)
3 plays, 14 yards, TOP 0:15 20 - 24
- 00:00 OU - Brkic, G. 50 yd field goal
3 plays, 27 yards, TOP 0:16 23 - 24
- 3rd 11:01 KS - Lynch, B. 37 yd field goal
9 plays, 44 yards, TOP 3:52 23 - 27
- 07:31 KS - Thompson, S. 3 yd run (Lynch, B. kick)
4 plays, 46 yards, TOP 1:59 23 - 34
- 05:34 KS - Thompson, S. 3 yd run (Lynch, B. kick)
4 plays, 25 yards, TOP 1:52 23 - 41
- 4th 12:54 KS - Gilbert, James 2 yd run (Lynch, B. kick)
10 plays, 73 yards, TOP 5:41 23 - 48
- 12:32 OU - Lamb, CeeDee 70 yd pass from Hurts, Jalen (Brkic, G. kick)
1 play, 70 yards, TOP 0:16 30 - 48
- 05:36 OU - Hurts, Jalen 1 yd run (Lamb, CeeDee pass from Hurts, Jalen)
10 plays, 90 yards, TOP 3:25 38 - 48
- 01:45 OU - Brkic, Gabe 39 yd field goal
10 plays, 50 yards, TOP 2:46 41 - 48

	OU	KSU
FIRST DOWNS	18	24
RUSHES-YARDS (NET)	26-102	45-213
PASSING YDS (NET)	395	213
Passes Att-Comp-Int	27-19-1	28-18-0
TOTAL OFFENSE PLAYS-YARDS	53-497	73-426
Fumble Returns-Yards	0-0	0-0
Punt Returns-Yards	2-22	0-0
Kickoff Returns-Yards	8-115	4-78
Interception Returns-Yards	0-0	1-26
Punts (Number-Avg)	2-27.0	3-53.3
Fumbles-Lost	2-1	1-0
Penalties-Yards	5-51	4-36
Possession Time	21:56	38:04
Third-Down Conversions	3-8	6-13
Fourth-Down Conversions	0-0	1-1

RUSHING: OU – Hurts, J. 19-96; Sermon, T. 3-9; Brooks, K. 3-2; Lamb, C. 1--5. **KSU** – Gilbert, J. 13-105; Brown, J. 12-63; Thompson, S. 13-39; Trotter, H. 2-9; Youngblood, J. 1-4; Brooks, P. 1--1; Team 3--6.

PASSING: OU – Hurts, J. 19-26-1-395; Basquaine, N. 0-1-0-0. **KSU** – Thompson, S. 18-28-0-213.

RECEIVING: OU – Lamb, C. 5-135; Rambo, C. 4-82; Basquaine, N. 2-83; Morris, L. 2-47; Sermon, T. 2-15; Willis, B. 1-22; Stoops, D. 1-5; Wease, T. 1-5; Hall, J. 1-1. **KSU** – Schoen, D. 5-68; Youngblood, J. 3-14; Knowles, M. 2-34; Gill, W. 2-26; Wheeler, S. 2-26; Brown, J. 1-23; Brooks, P. 1-10; Gammon, B. 1-7; Dineen, J. 1-5.

TACKLES (UA-A): OU – Fields, P. 6-1; Davis, J. 6-0; Turner-Yell, D. 5-0; White, D. 5-0; Broiles, J. 4-0; Radley-Hiles, B. 4-0; Brown, T. 4-0; Murray, K. 3-1; Overton, M. 3-0; Perkins, R. 3-0; Bonitto, N. 2-0; Ugwoegbu, D. 2-0; Jones, R. 1-1; Mann, K. 1-0; Hurts, J. 1-0; Asamoah, B. 1-0; Bridges, T. 1-0; Morris, L. 1-0; Gallimore, N. 1-0; Stevenson, R. 0-1. **KSU** – Goolsby, D. 6-1; Sullivan, E. 5-1; Durham, J. 4-0; Hubert, W. 3-1; Walker, R. 2-2; McPherson, J. 2-1; Bowles, D. 2-0; Patton, D. 2-0; Mittie, J. 2-0; Jones, W. 1-1; Green, D. 1-1; Parker, A. 0-1; Dishon, T. 0-2; Wiley, D. 0-2; Patterson, D. 1-0; McGee, K. 1-0; Neil Jr., W. 1-0; Weber, L. 1-0; Fletcher, C. 1-0; Allen, N. 1-0; Gallon II, E. 1-0; Alexander, J. 0-1; Ball, K. 0-1.