



OKLAHOMA FOOTBALL

7 NATIONAL CHAMPIONSHIPS ♦ 30 BOWL CHAMPIONSHIPS ♦ 50 CONFERENCE CHAMPIONSHIPS ♦ 14 BIG 12 CHAMPIONSHIPS ♦ 40 10-WIN SEASONS
167 FIRST-TEAM ALL-AMERICANS ♦ 504 FIRST-TEAM ALL-CONFERENCE SELECTIONS ♦ 7 HEISMAN TROPHY WINNERS ♦ 92 NATIONAL AWARD WINNERS

SERIES HISTORY

Overall OU leads 45-38-3
In Norman OU leads 23-16
Big 12 Era OU, 6-4
Streak OU, 1
Last Meeting OU 23-20 (12/4/10 in Arlington)

TELEVISION: FOX

Play-by-Play Gus Johnson
Analyst Joel Klatt
Sideline Reporter Jenny Taft

RADIO: SOONER SPORTS NETWORK

FLAGSHIPS KOMA 1520 AM & KRXX 107.7 FM
FREE ONLINE: Varsity Network
SIRIUS 134; XM 199

Play-by-Play Toby Rowland
Analyst Teddy Lehman
Sideline Analyst Gabe Ikard
Sideline Reporter Chris Plank

OU SPANISH RADIO

ÉXITOS 96.5 FM (OKC); 101.5 FM EL PATRÓN (Tulsa)
FREE ONLINE: Varsity Network

Play-by-Play Enrique Vasquez
Analyst Luis Rendón

NATIONAL RADIO: ESPN

Play-by-Play Sean Kelley
Analyst Barrett Jones
Sideline Reporter Ian Fitzsimmons

ONLINE: SOONERSPORTS.COM

Soonersports.com offers the most complete and comprehensive postgame coverage of the Sooners anywhere. Visit for game recaps, video highlights, press conferences, stats, photos and more.

SOCIAL MEDIA: #SOONERS

Twitter/Instagram @OU_Football
Facebook Oklahoma Football



GAME 3

3/3 OKLAHOMA (2-0, 0-0) VS. NEBRASKA (2-1, 0-1)

Saturday, Sept. 18, 2021 ■ 11 a.m. CT ■ Norman ■ Gaylord Family - Oklahoma Memorial Stadium (80,126)



SOONERS

Head Coach: Lincoln Riley
Record at OU: 47-8 (5th Year)
Career Record: Same
Last: Won 76-0 vs. Western Carolina



CORNHUSKERS

Head Coach: Scott Frost
Record at NU: 14-21 (4th Year)
Career Record: 33-28 (6th Year)
Last: Won 28-3 vs. Buffalo

OPENING KICK

► Former longtime conference rivals Oklahoma (2-0, No. 3 in both polls) and Nebraska (2-1) meet for the first time in 11 seasons Saturday at 11 a.m. CT at Gaylord Family - Oklahoma Memorial Stadium in Norman. The game will be televised nationally by FOX with **Gus Johnson**, **Joel Klatt** and **Jenny Taft** announcing.

► Oklahoma (919) and Nebraska (907) rank sixth and seventh in all-time wins among FBS programs. During the post-World War II era (1946-2021), OU ranks first nationally with its 675 victories while NU ranks sixth (598).

► The Sooners lead all FBS programs with their 50 conference titles (have won six straight Big 12 titles and 14 total), while the Huskers ranks second with 46 league championships. Remarkably, Oklahoma or Nebraska (or both) won or shared Big Seven/Big Eight titles in 44 of the conferences' 48 years (1948-95) and combined for nine Big 12 championships (seven by OU) before Nebraska departed the league in 2011.

► Oklahoma is 24-2 (.923) in home games under **Lincoln Riley** and has outscored opponents by an average of 49.0 points to 22.2. The 49.0 points per game are the most nationally at home during the period (starting with the 2017 season).

► OU enters this weekend a winner of its last 10 games, which is tied with Texas A&M for the second-longest winning streak in the country. Only Alabama (16) has a longer current streak. Just one other Power Five program (Iowa at eight) has a winning streak longer than six games. OU has registered winning streaks of at least seven games in each of the past six seasons.

► OU opens the season with four home games for the first time since 2004. That year the Sooners hosted Bowling Green (won 40-24), Houston (won 63-13), Oregon (won 31-17) and Texas Tech (won 28-13). The Sooners were ranked No. 2 in the AP poll in all four contests.

► Oklahoma is scheduled to play nine games to start the season before its bye week. That's OU's longest stretch at the beginning of a season without a bye since 1995 when it played 10 games before a week off.

► Sooners head coach **Lincoln Riley** turned 38 on Sept. 5. He was the youngest FBS head coach (33) at the time of his hiring in 2017 and is the seventh-youngest today.

► After a 30-22 season-opening loss at Illinois, Nebraska has responded with 52-7 and 28-3 home wins over Fordham and Buffalo, respectively.



Defensive lineman and captain Isaiah Thomas has recorded at least half a tackle for loss in all 13 games since the start of the 2020 season. The redshirt senior, who has OU highs of 15.0 TFLs and 10.5 sacks during the stretch, has 2.0 sacks and a pair of forced fumbles this season.

TRADITION-RICH PROGRAMS COLLIDE

A look at two of the most storied programs in college football history:

	OU	NU	COMBINED
Seasons	127th	132nd	259
Victories	919	907	1,826
National Titles	7	5	12
Conference Titles	50	46	96
Bowl Appearances	54	53	107
Heisman Winners	7	3	10
College HOF Inductees	27	25	52
First-Team All-Americans	167	110	277
Weeks in AP Top 25	864	730	1,594
Weeks in AP Top 10	612	518	1,130
Weeks as AP No. 1	101	70	171

2021 SCHEDULE



TULANE
Sept. 4
11 a.m. CT
W, 40-35



WESTERN CAROLINA
Sept. 11
6 p.m. CT
W, 76-0



NEBRASKA
Sept. 18
11 a.m. CT
FOX



WEST VIRGINIA
Sept. 25
6:30 p.m. CT
ABC



@K-STATE
Oct. 2



vs. TEXAS
Oct. 9



TCU
Oct. 16



@KANSAS
Oct. 23



TEXAS TECH
Oct. 30



@BAYLOR
Nov. 13



IOWA STATE
Nov. 20



@OKLA. STATE
Nov. 27

OU ATHLETICS COMMUNICATIONS FOOTBALL CONTACTS



MIKE HOUCK
Assistant AD/Communications
Office: (405) 325-8227
Cell: (405) 249-5892
Email: mhouck@ou.edu



ERIC HOLLIER
Associate Director
Office: (405) 325-6449
Cell: (405) 570-9228
Email: ehollier@ou.edu



PATRICK DUNN
Assistant Director
Office (405) 325-4274
Email: patrickjdunn@ou.edu

HEAD COACH LINCOLN RILEY

Alma Mater: Texas Tech, 2006
Career Record: 47-8 (.855); 5th Year
Record at OU: Same
Regular Season Big 12 Record: 31-5 (.857)
Overall Record vs. Big 12 Teams: 34-5 (.872)
Big 12 Championships: 4
College Football Playoff Appearances: 3
Heisman Trophy Winners: 2
No. 1 NFL Draft Picks: 2

ASSISTANT COACHES

	LOCATION
Alex Grinch (Defensive Coordinator/Safeties)	SL
Dennis Simmons (Asst. HC/Outside Receivers)	SL
Cale Gundy (Co-Off. Coord./Inside Receivers)	PB
Bill Bedenbaugh (Co-Off. Coord./Off. Line)	SL
Calvin Thibodeaux (Defensive Line)	SL
Roy Manning (Cornerbacks)	SL
Brian Odum (Inside Linebackers)	PB
Jamar Cain (Def. Ends/Outside Linebackers)	SL
DeMarco Murray (Running Backs)	SL
Joe Jon Finley (Assoc. HC Off./TEs & H-Backs)	SL

TEAM HISTORY

First Year: 1895 (this is 127th season)
All-Time Record: 919-329-53 (.727)
All-Time Conference Record: 514-156-22 (.759)
All-Time Big 12 Record: 159-50 (.761)
All-Time Bowl Record: 30-23-1 (.565)
National Championships (AP): 7
Years: 1950, '55, '56, '74, '75, '85, 2000
Conference Championships: 50
Big 12 Championships: 14
2000, '02, '04, '06-'08, '10, '12, '15-'20
Undefeated Seasons: 14
10-Plus-Win Seasons: 40 (most in nation; tied)

STADIUM INFORMATION

Name: Gaylord Family – Oklahoma Memorial Stadium
Field Name: Owen Field
Capacity: 80,126
Surface: Natural Grass
First Year: 1923
Record at Stadium: 406-88-16 (.812)

UNIVERSITY INFORMATION

Location: Norman, Okla.
Founded: 1890
Enrollment: 30,903
Colors: Crimson and Cream
President: Joseph Harroz, Jr.
Athletics Director: Joe Castiglione

KEY STORYLINES

► Saturday's contest will be the first in the storied Oklahoma-Nebraska series since the 2010 Big 12 Championship Game, which OU won 23-20 in Arlington, Texas. The contest represented the last for the Huskers as members of the Big 12. They joined the Big Ten Conference starting with the 2011 season, snapping a 90-year streak in which OU and NU were in the same league (started in 1921).

► Oklahoma and Nebraska played in 70 consecutive seasons (1928-1997). The string was broken in 1998 when the two rotated off each other's schedule as part of the Big 12's South and North Division scheduling.

► This season marks the 50th anniversary of the "Game of the Century" that saw No. 1 Nebraska edge No. 2 Oklahoma 35-31 on Nov. 25, 1971. The Thanksgiving Day game in Norman attracted a then-record 55-million-plus television viewers and featured 17 of the 22 first-team All-Big Eight selections that season (nine from NU and eight from OU).

► Including this year, 62 of the 72 OU-Nebraska games since the first AP poll in 1936 have featured at least one ranked team. In fact, either the Sooners or Huskers (or both) have been ranked in the AP poll in 45 of the last 46 matchups (neither were in OU's 31-24 win in 2005 in Lincoln). At least one team has been ranked in the AP top 10 in 50 of the 72 head-to-head meetings during the poll era, including 34 of the last 38 matchups. The series has featured a top-10 showdown 18 times, and a top-5 battle on eight occasions. Amazingly, at least one team was ranked in the top 5 in 18 of 19 games from 1970-87.

► Saturday will mark OU's 136th straight sellout of an originally scheduled home game, dating back to the start of the 1999 season (**Bob Stoops'** first as head coach). Only Nebraska (FBS-record 377) has a longer current streak nationally.

RECAPPING THE WIN OVER WESTERN CAROLINA

► No. 4/4 Oklahoma outgained Western Carolina 624 yards to 178 in a 76-0 home victory Saturday night. It was OU's most points since a 79-0 win over North Texas in 2007 and the most points by an FBS team since Sept. 14, 2019. The victory margin was also OU's largest since a 77-0 triumph over Texas A&M in 2003.

► The Sooners finished with 347 passing yards and 277 rushing yards. They averaged 8.2 yards per play to WCU's 2.8.

► In one half of action, quarterback **Spencer Rattler** completed 20 of 26 passes for 243 yards and five touchdowns without an interception. Eleven receivers caught at least one pass in the first half as the Sooners took a 45-0 advantage to the locker room. Freshman **Caleb Williams** spelled Rattler after halftime and completed 5 of 10 passes for 84 yards while rushing four times for 60 yards (long of 59).

► Receiver **Jadon Haselwood** had two touchdowns (7 and 6 yards) on his four catches while running back **Eric Gray** (20-yarder) and receivers **Michael Woods II** (4-yarder) and **Mario Williams** (10-yarder) registered the other touchdown grabs.

► Running back **Kennedy Brooks** scored on a one-yard touchdown run on the first play of the second quarter while the other four rushing TDs came from walk-on running backs. Redshirt junior **Jaden Knowles** scored on runs of 1 and 29 yards while redshirt sophomore **Todd Hudson** notched 6- and 2-yard scores for OU's final touchdowns of the night. They were the first Sooner TDs for both players. Knowles carried four times for 37 yards and caught two passes for 65 yards, including a 57-yarder, while Hudson ran nine times for 25 yards. Gray rushed nine times for a team-high 74 yards.

► OU registered four sacks and eight tackles for loss on the night, while notching two fumble recoveries and an interception. Redshirt freshman safety **Bryson Washington** had one of the recoveries and the pick, which he returned 37 yards in the fourth quarter. Freshman linebacker **Danny Stutsman** had a team-high eight tackles (seven solo) and senior defensive lineman **Perrion Winfrey** logged 1.5 sacks.

► The Sooners dominated on third downs on both sides of the ball in the game. OU converted 8 of 12 third-down plays while holding the Catamounts to a 3-of-15 mark and 11 total first downs.

► OU's first punt of the season didn't come until the 6:20 mark of the fourth quarter when Arizona State transfer **Michael Turk** booted a 57-yarder. It marked just the second time in program history the Sooners punted only once over a two-game span (also happened in 2018 [0 punts vs. Kansas, 1 vs. West Virginia]).

HOME IS WHERE THE "W" IS

► Oklahoma has won three more Big 12 championships over the last 22 years (14) than it has lost home games. OU is 125-11 (.919) at Gaylord Family – Oklahoma Memorial Stadium since the start of the 1999 season. It is the best home winning percentage among Power Five schools over the last 23 seasons (Ohio State is next at .888). OU has outscored its opponents by an average of 43-17 in those games.

THE OU-NEBRASKA SERIES

Oklahoma owns a 45-38-3 series lead against Nebraska. OU posted a 6-4 record when both programs were in the Big 12 and a 20-17 mark when they were in the Big Eight. The Sooners have won five of the last six meetings and six of the last eight. Here's every result from the last 50 years (OU leads 20-16):

YEAR	SITE	OU/NU RANK	OU RESULT
2010*	N	10/3	W, 23-20
2009	A	20/NR	L, 3-10
2008	H	4/ NR	W, 62-28
2006^	N	8/19	W, 21-7
2005	A	NR/NR	W, 31-24
2004	H	2/NR	W, 30-3
2001	A	2/3	L, 10-20
2000	H	3/1	W, 31-14
1997	A	NR/1	L, 7-69
1996	H	NR/5	L, 21-73
1995	A	NR/1	L, 0-37
1994	H	NR/1	L, 3-13
1993	A	16/2	L, 7-21
1992	H	NR/12	L, 9-33
1991	A	19/11	L, 14-19
1990	H	NR/10	W, 45-10
1989	A	NR/6	L, 25-42
1988	H	9/7	L, 3-7
1987	A	2/1	W, 17-7
1986	A	3/5	W, 20-17
1985	H	5/2	W, 27-7
1984	A	6/1	W, 17-7
1983	H	NR/1	L, 21-28
1982	A	11/3	L, 24-28
1981	H	NR/5	L, 14-37
1980	A	9/4	W, 21-17
1979	H	8/3	W, 17-14
1978#	N	4/6	W, 31-24
1978	A	1/4	L, 14-17
1977	H	3/11	W, 38-7
1976	A	8/10	W, 20-17
1975	H	7/2	W, 35-10
1974	A	1/6	W, 28-14
1973	H	3/10	W, 27-0
1972	A	4/5	W, 17-14
1971	H	2/1	L, 31-35

* Big 12 Championship (Arlington, TX)
^ Big 12 Championship (Kansas City, MO)
Orange Bowl (Miami, FL)

BEST OU COACHING RECORDS VS. NEBRASKA

Bud Wilkinson won his first 12 games vs. Nebraska and holds the best winning percentage in the series among OU coaches (minimum 5 games):

COACH	VS. NU	PCT.	YEARS
Bud Wilkinson	14-3	.824	'47-'63
Bob Stoops	6-2	.750	'99-'16
Barry Switzer	12-5	.706	'73-'88
Dewey Luster	3-2	.600	'41-'45

TEAM STATS COMPARISON

	OU	NU
Points/Game	58.0	34.0
Points Allowed/Game	17.5	13.3
1st Downs/Game	27.5	24.0
1st Downs Allowed/Game	17.5	16.7
Rush Yards/Game	196.5	236.3
Rush Yards Allowed/Game	77.5	143.7
Pass Yards/Game	330.5	277.3
Pass Yards Allowed/Game	209.5	182.0
Total Offense/Game	527.0	513.7
Total Defense/Game	287.0	325.7
INT Thrown/INT Made	2/1	0/4
Turnover Margin	+4	EVEN
Sacks By/Allowed/Game	4.0/1.5	1.3/2.0
3rd Down Off./Def.	45.8/24.5	52.1/39.6
Red Zone Off./Def.	93.3/83.3	86.7/80.0
Kickoff Return Average	0.0	11.2
Punt Return Average	7.7	-0.2
Penalties/Yards Per Game	6.5/55.5	5.3/49.3
Field Goals	6-7	2-5

NCAA RANKS COMPARISON

	OU	NU
Points/Game	2nd	50th
Points Allowed/Game	43rd	28th
First Downs/Game	10th	33rd
First Downs Allowed/Game	50th	45th
Rush Yards/Game	44th	22nd
Rush Yards Allowed/Game	23rd	77th
Pass Yards/Game	17th	37th
Pass Yards Allowed/Game	70th	48th
Total Offense/Game	18th	21st
Total Defense/Game	33rd	58th
Turnover Margin	T7th	T38th
Sacks/Game	T14th	T100th
Sacks Allowed/Game	T41st	T64th
3rd Down Offense	45th	21st
3rd Down Defense	11th	84th
Red Zone Offense	T37th	66th
Red Zone Defense	T68th	T57th
Kickoff Return Average	—	117th
Punt Return Average	61st	112th

2021 BIG 12 STANDINGS

	BIG 12	OVERALL
Baylor	0-0	2-0
Kansas State	0-0	2-0
Oklahoma	0-0	2-0
Oklahoma State	0-0	2-0
TCU	0-0	2-0
Texas Tech	0-0	2-0
Iowa State	0-0	1-1
Kansas	0-0	1-1
Texas	0-0	1-1
West Virginia	0-0	1-1

THIS WEEK'S BIG 12 SCHEDULE

All times Central

Virginia Tech at West Virginia, 11 a.m. (FSI)
Nebraska at Oklahoma, 11 a.m. (FOX)
Nevada at Kansas State, 1 p.m. (ESPN+)
Baylor at Kansas, 2:30 p.m. (ESPN+)
Florida International at Texas Tech, 6 p.m. (ESPN+)
Rice at Texas, 7 p.m. (LHN)
Oklahoma State at Boise State, 8 p.m. (FSI)
Iowa State at UNLV, 9:30 p.m. (CBSSN)

FIRST-TIME STARTERS

► Nine players have made their first Oklahoma starts this season. Against Tulane, first-time OU starters were senior **Chris Murray** (OL; started 24 games at UCLA), senior **Michael Woods II** (WR; started 29 games at Arkansas), redshirt junior transfer **Robert Congel** (OL; started 13 games at Arizona), junior transfer **Eric Gray** (RB; started five games at Tennessee), redshirt sophomore **Jadon Haselwood** (WR), sophomores **Reggie Grimes** (DE) and **Anton Harrison** (OL) and freshman **Billy Bowman** (DB). Freshman **Latrell McCutchin** (CB) earned his first starting nod Saturday vs. Western Carolina.

YEAR THREE OF "SPEED D"

► Hired in January 2019, coordinator and safeties coach **Alex Grinch**, who was a 2019 Broyles Award semifinalist, has overseen major improvement on the defensive side of the ball in his two-plus seasons in Norman.

► Oklahoma ranked third nationally last season in interceptions (16), fourth in opponent third-down conversion percentage (27.9), sixth in sacks per game (3.6), ninth in rushing defense (105.1 ypg) and passing defense efficiency rating (112.9), 16th in tackles for loss per game (7.5) and 29th in total defense (350.6 ypg) and scoring defense (21.7 ppg).

► Grinch's unit was particularly stingy down the stretch in 2020. After Nov. 1 (five games), OU led the nation in interceptions per game (2.2) and ranked second in sacks per game (4.0) and passing defense efficiency rating (94.5), fourth in opponent third-down conversion percentage (25.0), sixth in scoring defense (15.4 ppg), eighth in passing yards per attempt (5.4), ninth in opponent passing completion percentage (51.4), 14th in rushing yards per game (112.2) and 18th in rushing yards per carry (3.4).

► Oklahoma's 1.45 interceptions per game last season were its second most in the last 17 years (1.53 in 2015). The team's 16 interceptions were its most in a season since registering 20 in 2015 (13 games) and were three more than it registered over the 2018 (six) and 2019 (seven) seasons combined. And from the second quarter of the Dec. 5 game vs. Baylor through the first quarter of the Dec. 30 Cotton Bowl vs. Florida, the Sooners registered eight interceptions over an eight-quarter stretch (two vs. Baylor, three vs. Iowa State and three vs. Florida).

► OU has allowed opponents to score on their opening drive of a game just five times in its 27 contests under Grinch (Oklahoma State and LSU touchdowns in 2019; Iowa State field goal [first meeting] and Texas Tech touchdown last year; Tulane TD this year). Eighteen of the 27 opponent opening drives have lasted five plays or less.

► Since the start of the 2019 season, Oklahoma has allowed only three opponent wide receivers to register at least 100 receiving yards in a game (Kansas' Stephon Robinson and LSU's Justin Jefferson in 2019; Iowa State's Xavier Hutchinson in last season's Big 12 Championship).

OFFENSE HAS ROLLED UNDER RILEY

► Oklahoma owns the nation's most productive offense since the start of the 2015 season, which was **Lincoln Riley's** first year as OU's offensive coordinator. Riley still calls plays in his fourth year as head coach.

► Since the start of the 2015 campaign, OU ranks first nationally in scoring (44.8 ppg; next most is 41.9), total offense (546.0; next most is 500.7), yards per play (7.7), TDs from scrimmage (453), pass efficiency rating (185.8; next best is 173.5), yards per pass attempt (10.5) and completion percentage (69.2). It ranks third in passing offense (321.2) and ninth in rushing offense (224.8). No other program during the span ranks in the top 15 in passing and rushing offense.

► In 81 games since the start of the 2015 season, OU has registered at least 500 yards of total offense 55 times (next most is 46), including in 45 of the last 64 outings, topped the 600-yard mark on 27 occasions and gone over 700 yards seven times. Similarly, OU has scored at least 30 points in 71 of 81 games since Riley's arrival, at least 40 points 52 times, at least 50 points 30 times and at least 60 points 11 times.

► OU has registered at least 700 yards of offense 13 times in its history, and seven of those occasions have come since the start of the 2015 season: 854 at Texas Tech in 2016, 785 at Oklahoma State in 2017, 773 vs. Tulsa in 2015, 733 vs. South Dakota in 2019, 710 at Kansas in 2015, 702 vs. Kansas State in 2018 and 702 vs. Oklahoma State in 2018.

SEVEN NAMED PRESEASON ALL-AMERICANS

► Seven Sooners earned 2021 preseason All-America honors from at least one organization or media outlet. They are outside linebacker **Nik Bonitto**, kicker **Gabe Brkic**, running back **Kennedy Brooks**, wide receiver **Marvin Mims**, quarterback **Spencer Rattler** and defensive linemen **Jalen Redmond** and **Perrion Winfrey**.

RILEY THIRD FASTEST TO 47 WINS

At 47-8, Lincoln Riley is one of just six Sooners head coaches to reach 47 wins. Only College Football Hall of Famers Barry Switzer and Bud Wilkinson reached 47 victories at OU in fewer games.

PLAYER	FIRST YEAR	GAMES TO 46 WINS	TOTAL WINS
Barry Switzer	1973	53	157
Bud Wilkinson	1947	54	145
Lincoln Riley	2017	55	47
Bob Stoops	1999	56	190
Chuck Fairbanks	1967	63	52
Bennie Owen	1905	68	122

MAJOR DEFENSIVE TURNAROUND

Third-year defensive coordinator Alex Grinch has dramatically changed the course of Oklahoma's defense across the board. Below are OU's defensive cumulative stats for the two seasons before his arrival and for the two seasons under his direction.

CATEGORY	2017-18 (BEFORE)	2019-20 (WITH)
Opp. Yards/Game	424.3	353.9
Opp. Rush Yards/Game	158.1	121.3
Opp. Yards/Rush	4.2	3.8
Opp. Pass Yards/Game	266.2	232.6
Opp. Completion Pct.	62.2	57.8
Opp. Yards/Pass Attempt	8.0	7.0
Opp. Yards/Completion	12.8	12.0
Opp. Pass Effic. Rating	144.2	126.2
Opp. 3rd. Down Pct.	42.4	30.2
Sacks/Game	1.9	2.9

THE OKLAHOMA 500

Since Lincoln Riley arrived at OU ahead of the 2015 season, the Sooners have registered 500-plus yards of offense in an incredible 68% of their games (55 of 81). The program with the next highest percentage of 500-yard performances during the period is Ohio State (55%). Only eight programs have a rate of at least 45%:

PROGRAM	500+ YD GAMES	TOTAL GAMES	PCT.
Oklahoma	55	81	67.9
Ohio State	43	78	55.1
Clemson	46	88	52.3
Memphis	39	80	48.8
Alabama	42	87	48.3
Texas Tech	35	74	47.3
Ole Miss	34	72	47.2
Okla. State	36	78	46.2

2021 PRESEASON HONORS

BRIAN ASAMOAH (R-JR., LB)

Butkus Award Watch List

NIK BONITTO (R-SR., OLB)

Bednarik Award Watch List

Butkus Award Watch List

Nagurski Trophy Watch List

Preseason First-Team All-American (AP, Sporting News, Walter Camp, CBS Sports ESPN, PFF, USA Today)

Preseason All-Big 12

GABE BRKIC (R-JR., K)

Preseason Second-Team All-American (CBS Sports)

Preseason All-Big 12

Lou Groza Award Watch List

KENNEDY BROOKS (R-JR., RB)

Doak Walker Award Watch List

Preseason Second-Team All-American (CBS Sports)

Preseason All-Big 12

PAT FIELDS (SR., S)

Wuerffel Trophy Watch List

ERIC GRAY (JR., RB)

Doak Walker Award Watch List

Preseason Big 12 Newcomer of the Year

JEREMIAH HALL (R-SR., TE/H-BACK)

Allstate AFCA Good Works Team Nominee

Preseason All-Big 12

MARQUIS HAYES (R-SR., OL)

Outland Trophy Watch List

Preseason All-Big 12

KASEY KELLEHER (R-SR., LS)

Patrick Mannelly Award Watch List

MARVIN MIMS (SO., WR)

Maxwell Award Watch List

Biletnikoff Award Watch List

Paul Hornung Award Watch List

Preseason Second-Team All-American (Sporting News, Walter Camp, PFF)

Preseason All-Big 12

WANYA MORRIS (JR., OL)

Preseason All-Big 12

SPENCER RATTLER (R-SO., QB)

Maxwell Award Watch List

Walter Camp Player of the Year Watch List

Davey O'Brien Award Watch List

Manning Award Watch List

Preseason First-Team All-American (AP, Sporting News, Walter Camp, CBS Sports, ESPN, USA Today, PFF)

Preseason Big 12 Offensive Player of the Year

Preseason All-Big 12

JALEN REDMOND (R-SO., DL)

Lombardi Award Watch List

Preseason Second-Team All-American (PFF)

TYRESE ROBINSON (R-SR., OL)

Outland Trophy Watch List

AUSTIN STOGNER (JR., TE/H-BACK)

John Mackey Award Watch List

Lombardi Award Watch List

ISIAH THOMAS (R-SR., DL)

Bednarik Award Watch List

Nagurski Trophy Watch List

Preseason All-Big 12

PERRION WINFREY (SR., DL)

Nagurski Trophy Watch List

Outland Trophy Award Watch List

Preseason Second-Team All-American (The Athletic)

Preseason All-Big 12

MICHAEL WOODS JR. (SR., WR)

Biletnikoff Award Watch List

► Bonitto, a redshirt junior, earned preseason first-team All-America honors from the AP, Sporting News, Walter Camp Foundation, CBS Sports, ESPN, PFF and USA Today. A 2020 first-team PFF and second-team AP All-American, he started all 10 of his games last season and logged 32 tackles (18 solo), 10.5 tackles for loss (for 56 yards), 8.0 sacks (for 44 yards) and a team-high 10 QB hurries. He was credited by PFF with the nation's top pressure rate (25.7%); the next highest nationally was 22.3% and ranked first nationally per PFF among 257 edge rushers in pass-rush grade (93.5) and pass-rush win rate (28.5%).

► Also a redshirt junior, Brkic was a preseason second-team All-American by CBS Sports after assembling one of the best two-year kicking stretches in OU history. The 2020 first-team All-Big 12 selection was also a first-team All-American by CBS Sports as a redshirt freshman in 2019. He has made 42 of 49 career field goal attempts, and his 85.7% conversion rate ranks No. 1 in school annals. He is also 112 for 112 on career PAT attempts. In 2020, Brkic registered eight multi-field goal games to rank second in school single-season history. He connected on four field goals from at least 50 yards and already 4 for 4 from that range this season.

► Brooks is back in 2021 after opting to sit out in 2020. The redshirt junior was named to PFF's second-team All-America squad after turning in 1,000-yard rushing seasons in 2018 and '19. His 8.9 yards per rush in 2018, when he ran for 12 TDs, remain the most by a 1,000-yard rusher in Big 12 history.

► Mims was a preseason second-team All-American by Sporting News, the Walter Camp Foundation and PFF. He shined last year when he became the first wide receiver in OU history to earn FWAA Freshman All-America status. A 2020 second-team All-Big 12 selection by the league's head coaches and media, he played in all 11 games (made one start) and led the Sooners with 610 yards and nine touchdowns on 37 receptions (16.5 average). His nine TD catches tied for the Big 12 lead and established an OU freshman record, and four of his nine scores covered at least 45 yards (45, 50, 58 and 61). Mims doubled as OU's primary punt returner, ranking eighth nationally with his 12.5 yards per return (162 yards on 13 attempts).

► Named the 2020 national freshman of the year by CBS Sports, Rattler was a preseason first-team All-American according to the AP, Sporting News, CBS Sports, ESPN, USA Today and PFF. He started all 11 games last season and became just the second OU quarterback to earn FWAA Freshman All-America honors (**Sam Bradford** was the other) after completing 67.5% of his passes for 3,031 yards and 28 touchdowns against seven interceptions. His 92.5 passing grade by PFF was third best nationally and he ranked as the group's No. 13 player regardless of position. Rattler led the nation's freshmen in passing TDs, passing offense (275.5 ypg) and total offense (290.1 ypg) and was named Most Outstanding Player of the Big 12 Championship Game.

► Winfrey, a senior and preseason second-team All-American by The Athletic, was a 2020 second-team All-Big 12 selection by the league's head coaches. He played in all 11 games and made starts in eight of the last nine contests, finishing with 19 tackles (nine solo), 6.0 tackles for loss and three pass breakups. He was rated the No. 1 junior college recruit in the country in the 2020 class by 247Sports and ESPN.

► A preseason second-team All-American by PFF, Redmond opted to sit out the 2020 season after leading OU in 2019 with 6.5 sacks and ranking third with 11.0 tackles for loss. The redshirt sophomore was a five-star recruit by 247Sports out of high school.

QBU CONTINUES

► Oklahoma's top two signal callers, redshirt sophomore **Spencer Rattler** (2019) and freshman **Caleb Williams** (2021), were each regarded as the consensus No. 1 quarterbacks in their recruiting classes and were named Elite 11 MVPs.

► A consensus 2021 preseason All-American and the Big 12 Preseason Offensive Player of the Year, Rattler was OU's fourth starting quarterback in four seasons (**Baker Mayfield** and **Kyler Murray** won the 2017 and '18 Heisman Trophy while **Jalen Hurts** was 2019 runner-up). Rattler was named national freshman of the year by CBS Sports last season after completing 67.5% of his passes for 3,031 yards (275.5 per game) and 28 touchdowns vs. seven interceptions. He also rushed for 160 yards and six TDs. His 92.5 passing grade by PFF ranked third nationally behind BYU's Zach Wilson and Heisman finalist Mac Jones of Alabama.

► Over OU's last seven games last year (all wins), Rattler threw 15 TD passes and only two interceptions.

► Rattler led the nation's freshmen in passing touchdowns, passing offense and total offense (290.1 ypg). Among all players who played at least six games, he ranked eighth in passing TDs, ninth in yards per pass attempt (9.6), 10th in pass efficiency rating (172.6), 14th in completion percentage, 15th in passing offense and 16th in yards per completion (14.2).

► Williams, a 2021 OU mid-year enrollee, was ranked as the nation's No. 1 overall player in the 2021 recruiting class by SI All-American, No. 5 by Rivals, No. 7 by 247Sports and No. 16 by ESPN.

► Williams' high school team did not play a 2020 fall season due to the pandemic, but he was a two-time All-Washington Catholic Athletic Conference selection and the 2019 MVP as a junior. That year he threw for 1,770 yards

A BALANCED APPROACH

Since the start of the 2018 season, Oklahoma has recorded eight games of at least 300 passing yards and at least 300 rushing yards. The next highest total nationally is four. Oklahoma State, TCU and Texas are the only other Big 12 programs to do it once, and only two other Power Five programs (Clemson and Ohio State) have done it twice.

PROGRAM	300/300 GAMES
Oklahoma	8
UCF	4
Ohio State	3
Cincinnati	2
Clemson	2
Kent State	2
Louisiana	2
Nebraska	2
North Texas	2

RILEY AMONG LEGENDS

OU is the only program nationally that can boast four coaches who each registered at least 100 career wins (Bennie Owen, 122; Bud Wilkinson, 145; Barry Switzer, 157; Bob Stoops, 190). With 47 wins, current head coach Lincoln Riley is almost 50% of the way to 100 victories after just 55 games.

COACH	YRS AT OU	WIN%
Lincoln Riley	2017-	.855
Barry Switzer	1973-88	.837
Bud Wilkinson	1947-63	.826
Bob Stoops	1999-16	.798
Bennie Owen	1905-26	.677

SETTING THE STANDARD

Oklahoma entered the season averaging a staggering 7.7 yards per play since **Lincoln Riley** arrived in Norman in 2015, two-thirds of a yard more than the program with the next-highest total. Here are the top 10 programs in the category over the last five years:

PROGRAM	YDS/PLAY
Oklahoma	7.70
Alabama	7.01
Ole Miss	6.70
Memphis	6.65
Ohio State	6.65
Clemson	6.61
Louisville	6.58
North Carolina	6.55
Toledo	6.51
Oklahoma State	6.49

POWER FIVE CONFERENCE TITLES SINCE 2000

1. Oklahoma	14
2. Ohio State	11
3. Oregon	8
4. Alabama	7
Clemson	7
Florida State	7
7. USC	6
8. LSU	5
9. Virginia Tech	4
10. Nine programs	3

FINAL AP TOP-25 APPEARANCES SINCE 2000

1. Oklahoma	19
2. Ohio State	18
3. LSU	17
4. Georgia	16
5. Alabama	15
Clemson	15
7. Florida State	14
Texas	14
Wisconsin	14
10. Michigan, Oregon, Virginia Tech	13

HEISMAN FINALISTS SINCE 2000

1. Oklahoma	10
2. Alabama	8
3. Stanford	5
Florida	5
5. USC	4

MOST TDs LAST FIVE YEARS

1. Alabama (87 games)	475
2. Oklahoma (81 games)	470
3. Clemson (88 games)	463
4. Ohio State (78 games)	424
5. Memphis (80 games)	411

ACTIVE BOWL STREAKS

1. Georgia	24
2. Oklahoma	22
3. Wisconsin	19
4. Alabama	17
5. Clemson	16

MOST ALL-TIME 10-OR-MORE-WIN SEASONS

1. Oklahoma	40
Alabama	40
3. Michigan	29
4. Ohio State	28
5. Nebraska	27
USC	27

MOST WINS SINCE END OF WORLD WAR II (1946-PRESENT)

1. Oklahoma	675
2. Alabama	635
3. Ohio State	629
4. Penn State	618
5. Texas	605
6. Nebraska	598
7. Michigan	587
8. Georgia	585
9. USC	579
10. Tennessee	565

and 19 touchdowns as a junior while rushing for 838 yards and 18 scores.

OU FOOT NOTES

► During **Lincoln Riley's** four-plus-year head coaching career, Oklahoma ranks fourth nationally with its 84.4% success rate on field goal attempts (81 for 96). Kansas State is the next best Big 12 school in the category during the span, ranking 20th at 79.3%.

► During the same period, the Sooners rank third nationally in PAT conversion percentage among teams with at least 150 attempts, converting 315 of 316 tries (99.7%). Only Georgia (222 for 222) and Virginia Tech (179 of 179) have a higher success rate.

► Redshirt sophomore kicker **Gabe Brkic**, who is a 2020 first-team All-Big 12 selection (coaches and AP) and a Lou Groza Award semifinalist, is 42 for 49 (.857) on career field goal attempts and has made all 112 of his PAT tries. The OU career record for field goal percentage is .833 (75 for 90) by **Michael Hunnicutt** (2011-14). Brkic ranked third nationally last season by averaging 2.0 field goal makes per game and is averaging 2.5 makes through two games this year.

► Redshirt junior kicker **Gabe Brkic** is 5 for 6 on field goal attempts this season and is 4 for 4 on tries from over 50 yards (including a pair of career-long 56-yarders). He is tied for first nationally with his eight makes (on 10 attempts) from 50-plus yards since the start of the 2020 season (LSU's Cade York is 8 for 11 while no other player has made more than four 50-yarders). Brkic's nine career makes from 50 or farther are the most in OU history (next highest total is four). He also sits atop the Sooners' career chart with 15 makes from at least 40 yards.

"AIR RAID" A MISNOMER

► Fans and media have often referred to Oklahoma's offense under **Lincoln Riley** as the "Air Raid." The label is not exactly accurate, however, as the Sooners have rushed more than they've thrown in each of the six years since Riley arrived in Norman, and that's counting plays in which the quarterback was sacked as pass plays (officially they are recorded as rushes). OU's rushing play percentage was 52.6 in 2015, 57.7 in 2016, 53.1 in 2017, 54.7 in 2018, 57.3 in 2019 and 50.6 last year.

► Since Riley joined the OU program as offensive coordinator before the 2015 season, the Sooners rank third nationally by averaging 321.2 passing yards per game and lead the country in passing efficiency rating (185.8; next best is 173.5) and yards per pass attempt (10.5). But during the same span, OU also paces the nation with eight individual 1,00-yard rushing seasons (**Samaje Perine** in 2015, **Perine** and **Joe Mixon** in 2016, **Rodney Anderson** in 2017, **Kennedy Brooks** and **Kyler Murray** in 2018 and **Brooks** and **Jalen Hurts** in 2019).

► OU also leads the country with 12 individual running back seasons of 6.0 or more yards per carry (min. 50 carries per season) during Riley's time in Norman.

RILEY'S FAST START

► The FBS's youngest head coach (33) at the time of his hiring, **Lincoln Riley** became just the fifth mentor in FBS history with no previous head-coaching experience at a four-year college to win at least 12 games in his debut season. At 24-4, 36-6 and 45-8, he also holds the OU record for most wins by a head coach in his first two, three and four seasons (**Barry Switzer** held the records of 21 and 32, and **Bob Stoops** held the record of 43). He needs nine more wins to set the outright record for most victories in the first five years of an OU coaching career (Stoops holds that standard with 55 [1999-03]).

► Riley is the only person to ever win an outright FBS conference title in each of his first four seasons as a collegiate head coach.

► No one in the previous 125 years won more games in their first three seasons as a college head coach than Riley did from 2017-19 (Penn's **George Woodruff** was the last from 1892 to '94).

► Riley is the third-fastest OU head coach to reach 46 wins (54 games). Only College Football Hall of Famers **Switzer** (52 games) and **Bud Wilkinson** (53) did it faster.

FINLEY RETURNS TO OU STAFF

► The Sept. 4 opener vs. Tulane game marked the first game as a full-time Oklahoma assistant coach for **Joe Jon Finley**. The former OU and NFL tight end is the program's associate head coach for offense/tight ends and H-backs. Finley, who served the 2012 and 2013 seasons as a Sooners offensive graduate assistant under former head coach **Bob Stoops**, was hired in January. He replaced **Shane Beamer**, who is now the head coach at South Carolina.

► Finley served as passing game coordinator and tight ends coach at Ole Miss in 2020, helping the Rebels to one of the best offensive seasons in program history. Ole Miss ranked No. 3 nationally in total offense (555.5 ypg), No. 5 in pass efficiency rating (178.7), No. 7 in passing offense (344.9 ypg), No. 10 in yards per play (7.0) and No. 14 in scoring offense (39.2 ppg). Finley also coached tight ends at Texas A&M in 2019 and at Missouri from 2016-18.

HERE'S THE KICKER

Redshirt junior kicker **Gabe Brkic** sits atop OU's career chart for field goal conversion percentage with his .857 mark.

PLAYER	FG-FGA	PCT.
1. Gabe Brkic (2018-present)	42-49	.857
2. Michael Hunnicutt (2011-14)	75-90	.833
3. Garrett Hartley (2004-07)	47-58	.810
4. Jimmy Stevens (2008-11)	42-52	.808
5. Austin Seibert (2015-18)	63-79	.797

BIG 12 CHAMPIONSHIPS WON

SCHOOL	TOTAL	YEARS
Oklahoma	14	('00, '02, '04, '06-08, '10, '12, '15-20)
Texas	3	('96, '05, '09)
Baylor	2	('13-14)
Kansas State	2	('03, '12)
Nebraska	2	('97, '99)
Colorado	1	('01)
Oklahoma State	1	('11)
TCU	1	('14)
Texas A&M	1	('98)

27+ POINTS IN 65 STRAIGHT

Oklahoma has scored at least 27 points in a school-record 65 consecutive games. The next longest streak nationally since at least 1980 is 31 by UCF (2017-19). The next-longest active streak is 28 games by Alabama.

PROGRAM	STREAK OF 27+	YEARS
1. Oklahoma	65	2016-
2. UCF	31	2017-19
3. Alabama	28	2019-
4. Baylor	26	2013-15
5. Hawaii	25	2006-07

BEST RECORDS SINCE 2015

SCHOOL	RECORD
1. Alabama	81-6
2. Clemson	80-8
3. Ohio State	69-9
4. Oklahoma	69-12
5. Appalachian State	64-16

2021 TEAM CAPTAINS

Oklahoma's 2021 team captains were announced Aug. 30 following a team vote (Isaiah Thomas was added Sept. 10). This marks the second straight season Pat Fields earned the nod from his teammates.

No.	Name	Class	Pos.
10	Pat Fields	Sr.	S
27	Jeremiah Hall	R-Sr.	TE/H
19	Caleb Kelly	R-Sr.*	OLB
7	Spencer Rattler	R-So.	QB
95	Isaiah Thomas	R-Sr.	DL

*Super senior

RILEY SECURES ANOTHER TOP RECRUITING CLASS

Oklahoma head coach Lincoln Riley assembled a 16-member 2021 recruiting class, with all signees inking during the December period. The class ranked No. 11 nationally by 247Sports and No. 13 by ESPN and Rivals. It was the consensus No. 1 class in the Big 12 and rated as fourth- and fifth-best nationally by Rivals and 247Sports, respectively, in terms of average ranking per player.

Of the 16 signees, three were ranked as five-star prospects on a five-star scale by 247Sports, ESPN or Rivals, while 12 earned four-star designation from at least one of those outlets.

Fifteen of the 16 signees were high schoolers and the other was a junior college product. The signees hail from seven states as well as Washington, D.C. Nine were classified as defensive players, six were offensive players and one — Billy Bowman — was labeled an "athlete," as he played extensively on both sides of the ball.

The state of Texas produced the most OU signees with six, while Oklahoma, Florida and Virginia each produced two. The Sooners also signed one player each from Illinois, Maryland, Oregon and Washington, D.C.

Ten of the Sooners' signees enrolled at OU for the spring semester and participated in team activities. They are defensive back Bowman, defensive lineman Isaiah Coe (junior college product), defensive end Ethan Downs, receiver Cody Jackson, cornerback Latrell McCutchin, safety Jordan Mukes, defensive end/outside linebacker Nathan Rawlins-Kibonge, outside linebacker Clayton Smith (five-star by Rivals), quarterback Caleb Williams (consensus No. 1 QB nationally and five-star by 247Sports and Rivals) and receiver Mario Williams (five-star by Rivals).

2021 OU RECRUITING CLASS

No.	Name	Class	Pos.
5	Billy Bowman	Fr.	DB
59	Savion Byrd	Fr.	OL
94	Isaiah Coe	Jr.	DL
40	Ethan Downs	Fr.	DE
14	Jalil Farooq	Fr.	WR
44	Kelvin Gilliam	Fr.	DL
17	Damond Harmon	Fr.	DB
6	Cody Jackson	Fr.	WR
7	Latrell McCutchin	Fr.	CB
75	Cullen Montgomery	Fr.	OL
29	Jordan Mukes	Fr.	S
35	Nathan Rawlins-Kibonge	Fr.	DE/OLB
20	Clayton Smith	Fr.	OLB
28	Danny Stutsman	Fr.	LB
13	Caleb Williams	Fr.	QB
4	Mario Williams	Fr.	WR

► He finished his OU playing career with 62 catches, 775 receiving yards and 10 receiving touchdowns in 50 games and won Big 12 titles in 2004, '06 and '07. He spent parts of five seasons in the NFL with San Francisco (2008-10), Detroit (2010-11) and Carolina (2012).

FIVE 2021 NFL DRAFTEES

► Oklahoma had five players picked in the 2021 NFL Draft and all five were on opening-week rosters. Center **Creed Humphrey** was selected in the second round by the Kansas City Chiefs before defensive end **Ronnie Perkins** and running back **Rhamondre Stevenson** went to the New England Patriots in the third and fourth rounds, respectively. Cornerback **Tre Brown** was drafted in the fifth round by the Seattle Seahawks and defensive back **Tre Norwood** went to the Pittsburgh Steelers in the seventh round. Since 2000, 104 Sooners have been selected, which is 29 more than the next-closest Big 12 program during that span (Texas, 75) and 51 more than the second-closest (TCU, 53).

HEISMAN U

► Quarterbacks **Baker Mayfield** and **Kyler Murray** became Oklahoma's sixth and seventh Heisman Trophy winners in 2017 and '18, respectively, moving the Sooners into a tie with Notre Dame and Ohio State for the most Heisman winners. Other OU winners were QB **Sam Bradford** in 2008, QB **Jason White** in 2003, RB **Billy Sims** in 1978, RB **Steve Owens** in 1969 and RB **Billy Vessels** in 1952.

► Quarterback **Jalen Hurts** was the 2019 Heisman Trophy runner-up and became Oklahoma's 11th Heisman finalist, most of any school (finalists were first named in 1982). Alabama ranks second with 10 finalists, Miami (Fla.) ranks third with nine, Florida ranks fourth with eight and Ohio State ranks fifth with seven.

► OU boasts 10 Heisman finalists in the last 20 years (since 2000), which is two more than the school with the next most during that span (Alabama has six) and five more than the one with the third most (Stanford has five).

► Oklahoma is the first program to ever produce five Heisman finalists in a four-year period (Hurts in 2019 [runner-up], Murray in 2018 [won], Mayfield in 2017 [won] and Mayfield [finished third] and receiver **Dede Westbrook** [finished fourth] in 2016). With Mayfield's and Murray's wins, OU is the only program to produce different quarterback winners in consecutive seasons.

► OU is tied for the most Heisman runners-up, as well (six). OU's second-place Heisman finishers were **Kurt Burris** (1954), **Greg Pruitt** (1972), **Sims** (1979), **Josh Heupel** (2000), **Adrian Peterson** (2004) and Hurts (2019).

► Oklahoma has produced four Heisman Trophy winners in the last 18 years. Only three other programs have produced four winners ever.

► An Oklahoma quarterback finished in the top four of Heisman voting in each of **Lincoln Riley's** first five years with the Sooners (Mayfield fourth in 2015, third in 2016 and first in 2017; Murray first in 2018; Hurst second in 2019).

OU'S BIG 12 DOMINATION

► Oklahoma's win over Iowa State in the 2020 Big 12 Championship resulted in the Sooners' sixth straight Big 12 title and 14th since 2000 (no other program has won more than two during the span). For perspective, the two Power Five programs with the next most conference titles this millennium are Ohio State (11 in Big Ten) and Oregon (eight in Pac-10/Pac-12).

► OU's 14 Big 12 titles are 11 more than the program with the next most. Texas has won three Big 12 championships and is followed by Baylor, Kansas State and Nebraska (two each), and Colorado, Oklahoma State, TCU and Texas A&M (one each).

► Since 2010, OU has won eight Big 12 titles and is followed by Baylor (two) and Kansas State, Oklahoma State and TCU (one each).

► The Sooners have as many Big 12 titles the last six seasons (six) as they have lost games against Big 12 opponents (51-6 record; includes four Big 12 Championship games).

► OU is 146-31 (.825) in regular season Big 12 play since the start of the 2000 season. That's 26 more wins than the program with the next most victories during that period (Texas; 120-57) and 46 more than the program with the third most (Oklahoma State; 100-78).

► Come Saturday, OU will have been Big 12 champ for 2,116 straight days.

► Oklahoma is the only program to win at least three straight Big 12 titles, and it has done so twice (2006-08 and 2015-20). Baylor (2013-14) is the only other program to win two Big 12 championships in a row.

► At 11-1, the Sooners are the only program with a winning record in Big 12 Championship games. Texas has the next best mark at 3-3.

► Since **Lincoln Riley** came to Norman as offensive coordinator in 2015, OU has posted a 47-6 (.887) record in regular season Big 12 play. The next best mark during the period is 34-20 (.630) by Oklahoma State.

MORE CONFERENCE TITLE TIDBITS

► Oklahoma and Clemson are each riding streaks of six outright conference championships. The last current Power Five program to win at least six straight outright league titles was OU when it claimed 12 Big Six/Seven crowns in a row under the legendary **Bud Wilkinson** (1948-59).

► Every OU freshman class from 1999-2019 has won at least one Big 12 championship and all but the 2011 freshman class have won at least two. The 2015, 2016 and 2017 freshman classes each won four Big 12 titles.

► OU leads the nation with its 50 all-time conference titles. It is followed by Nebraska (46), Michigan (42), Ohio State (39) and USC (37).

OU SINCE RILEY ARRIVED IN 2015 (2015-16 Offensive Coord.; 2017-20 Head Coach)

- 69-12 overall record (.852); 47-6 Big 12 (.887)
- 24-2 true road record
- Six Big 12 championships
- 2015, '17, '18 and '19 College Football Playoff
- 2016 Sugar Bowl, 2020 Cotton Bowl titles
- Ranks first nationally in scoring (44.8 ppg), total offense (546.0 ypg; next most is 500.7), pass efficiency rating (185.8; next best is 173.5), yards per pass attempt (10.5), TDs from scrimmage (453) and completion percentage (69.2).
- Set FBS single-season team pass efficiency rating records (193.8 in 2016; 202.7 in 2017)
- 2016 Biletnikoff Award (Dede Westbrook); 2017 Heisman Trophy (Baker Mayfield); 2017 Mackey Award (Mark Andrews); 2018 Heisman Trophy (Kyler Murray)
- Twelve first-team All-Americans

SOONERS WHO HAVE GRADUATED

KENNEDY BROOKS (R-JR., RB)

Criminology

ROBERT CONGEL (R-SR., OL)

Urban and regional development

JEREMIAH HALL (R-SR., TE/H-BACK)

Health and exercise science

MARQUIS HAYES (R-SR., OL)

Human relations

SPENCER JONES (R-SR. ^, QB/HOLDER)

Communication

CALEB KELLY (R-SR. ^, OLB)

Communication (bachelor's degree)

Administrative leadership (master's degree)

BRYAN MEAD (R-SR. ^, LB)

Health and exercise science

TANNER SCHAFFER (R-SR. ^, QB)

Management

LARON STOKES (SR. ^, DL)

Human relations

ERIK SWENSON (R-SR. ^, OL)

Management

MICHAEL TURK (R-SR., P)

Liberal studies

MICHAEL WOODS (SR., WR)

Recreation and sports management

^ Denotes "super senior"

STOOPS TO BE INDUCTED INTO CFB HALL OF FAME IN DECEMBER

The owner of the most wins in Oklahoma football history and engineer of 10 Big 12 Conference titles and the 2000 national championship, former head coach **Bob Stoops** was named to the 2021 College Football Hall of Fame Class by the National Football Foundation (NFF) and College Hall of Fame in his first year of eligibility.

Stoops, former Florida A&M head coach Rudy Hubbard and 11 former players will be inducted into the College Hall of Fame during the 63rd NFF Annual Awards Dinner on Dec. 7 alongside the 2020 Hall of Fame Class (the 2020 event was canceled due to COVID-19). This year's group was named to the class from a national ballot of 78 players and seven coaches from the Football Bowl Subdivision and 99 players and 33 coaches from the divisional ranks.

Hired Dec. 1, 1998, Stoops posted a 190-48 (.798) record at OU and coached the Sooners to a school-record 18 consecutive bowl berths. He was the only coach in the BCS era to win the Fiesta Bowl, Orange Bowl, Rose Bowl, Sugar Bowl and the national championship, and accumulated more victories over his first 18 seasons than any coach in the game's history.

The Youngstown, Ohio, native guided the Sooners to the most wins of any Power Five program between 1999 to 2016 and led OU to double-digit victories in 14 of his 18 seasons (most nationally during the stretch) and to at least eight wins in each of his last 17 campaigns (good for the longest streak in the nation at the time of his retirement). Seven of his squads finished in the AP top five, including each of the last two, while three more finished No. 6.

COLLEGE FOOTBALL'S BEST

- ▶ During the modern era of college football (since the end of World War II), the Sooners are the nation's No. 1 team with more wins (675) than any other program (next most is 635 by Alabama).
- ▶ Oklahoma is the highest-scoring program in college football history with 36,972 points (in 1,301 games).
- ▶ OU leads all FBS programs with 50 all-time conference championships. The rest of the top five includes Nebraska (46), Michigan (42), Ohio State (39) and USC (37). The Sooners' 14 league titles since 2000 are the most among Power Five programs (Ohio State ranks second with 11).
- ▶ No program has more all-time 10-win seasons than Oklahoma, which is tied with Alabama with 40 (OU has a nation-leading 17 10-win campaigns since 2000). In addition, OU's 26 seasons with at least 11 wins are the most in college football history.
- ▶ Since former head coach **Bob Stoops** arrived in Norman in 1999, OU leads all Power Five conference programs in wins (237) and points scored (11,417).

EXTRA POINTS

- ▶ Former OU head coach **Bob Stoops** will be recognized on the field between the first and second quarters Saturday for his induction this December into the College Football Hall of Fame. The Sooners' all-time leader in head coaching wins (190), Stoops racked up 10 Big 12 championships and led OU to the 2000 national title.
- ▶ Several members of Oklahoma's and Nebraska's 1971 teams will be recognized on the field during halftime Saturday. The No. 1 Huskers beat the No. 2 Sooners 35-31 on Thanksgiving Day in Norman that season in a contest billed as the "Game of the Century."
- ▶ Oklahoma is 70-14-2 all-time as the No. 3-ranked team in the AP poll, and 32-5 at home. The Sooners are 5-0 against Nebraska as the No. 3 team in the AP poll (4-0 in Norman). That includes a 31-14 home win over the No. 1-ranked Cornhuskers in 2000. OU was the higher-ranked team in the other four such matchups. The Sooners are 11-3 against NU when they are ranked in the AP's top 3.
- ▶ Saturday's game will mark OU's first against a Big Ten Conference team since 2017 when the No. 5 Sooners won 31-16 at No. 2 Ohio State in the season's second game. Besides its 45-38-3 record against Nebraska, OU is 16-7 against current Big Ten teams (0-1 vs. Illinois, 0-1 vs. Indiana, 2-0 vs. Iowa, 4-0 vs. Maryland, 1-0 vs. Michigan, 2-0 vs. Minnesota, 1-3 vs. Northwestern, 2-2 vs. Ohio State, 2-0 vs. Penn State and 2-0 vs. Wisconsin).
- ▶ Redshirt senior defensive lineman **Isaiah Thomas** has recorded at least half a tackle for loss in 13 consecutive games going back to the start of the 2020 season. During the span he has OU highs of 15.0 tackles for loss and 10.5 sacks. He has 2.0 TFLs this season (both sacks) and is tied for second nationally with his two forced fumbles.
- ▶ The Sooners have outscored Tulane (23-0) and Western Carolina (28-0) by a combined 51-0 margin in the second quarter.
- ▶ Co-offensive coordinator and inside receivers coach **Cale Gundy** is OU's all-time leader in victories (268) as a player (31) and/or coach (235). **Barry Switzer** ranks second with 215, as a coach.
- ▶ More so than any year in recent program history, the 2020 Sooners displayed offensive and defensive balance. Oklahoma was one of just three Power Five programs (CFB qualifiers Clemson and Notre Dame were the others) to rank in the top 30 nationally in both total offense (11th; 494.7 ypg) and total defense (29th; 350.6 ypg).
- ▶ Oklahoma went 4-0 against AP Top 25 opponents last season, marking the first time since 2002 it won every game vs. ranked AP foes.
- ▶ OU has won as many Big 12 titles the last six seasons (six) as it has lost games against Big 12 opponents (51-6 record; includes four Big 12 Championship games).
- ▶ The Sooners are tied with Clemson for the second-longest current streak of New Year's Six bowl appearances (six). They trail Ohio State (seven) and are followed by Georgia (four), Florida (three), Oregon (two) and six programs with one.
- ▶ OU has won nine of the last 12 meetings against Texas and 15 of the last 24. Since 2000, the Sooners have outscored the Longhorns by 182 points head-to-head.
- ▶ In 81 games since Riley arrived in Norman in 2015, OU has punted more than its opponent just 12 times.
- ▶ OU is the only program that has produced at least four NFL Draft picks each of the last 14 years.

CFP APPEARANCES

Oklahoma has made four appearances in the seven-year history of the College Football Playoff, all in the last six seasons. It is the only Big 12 program to qualify for the event.

PROGRAM	CFPs
Alabama	6
Clemson	6
Oklahoma	4
Ohio State	4
Notre Dame	2
Six programs	1

MOST CONFERENCE TITLES

Oklahoma leads all of college football with its 50 conference championships.


PROGRAM	TITLES
Oklahoma	50
Nebraska	46
Michigan	42
Ohio State	39
USC	37

MORE THAN AN AIR RAID

Since Lincoln Riley arrived at OU in 2015, the Sooners lead the nation with their eight individual 1,000-yard rushing seasons (Samaje Perine in 2015, Perine and Joe Mixon in 2016, Rodney Anderson in 2017, Kennedy Brooks and Kyler Murray in 2018 and Brooks and Jalen Hurts in 2019).

PROGRAM	1,000-YD RUSHING SEASONS
Oklahoma	8
Appalachian State	7
Georgia	7
Navy	7
12 programs	5

GAYLORD FAMILY OKLAHOMA MEMORIAL STADIUM



OU's \$160 million stadium renovation and modernization project bowled in the south end of the facility and added premium seating and a 62-foot-by-38-foot video board.

OKLAHOMA'S PALACE ON THE PRAIRIE

► Gaylord Family — Oklahoma Memorial Stadium is one of America's most recognized college football cathedrals. Situated on the east side of the Norman campus, this historical facility is the largest sports arena in the state and ranks among the 18 largest on-campus facilities in the nation.

► In 1921, University of Oklahoma students started a movement for construction of a student union. By 1925, the idea had grown to include a combined football stadium/student union. In the original architect's drawings, the north end of the proposed structure was strikingly similar to the present Oklahoma Memorial Union, which eventually was constructed separately when head coach and athletics director Bennie Owen suggested it would be best to raise funds for a union and a stadium.

► The field is named Owen Field after Owen, who became a charter member of the National Football Hall of Fame. The first game played at the site took place Oct. 20, 1923 (a 63-7 win over Washington, Mo.).

► In 1925, the first contest was played in front of the new stands on the west side of the field. The 16,000-seat Oklahoma Memorial Stadium, named in honor of University personnel who died in World War I, was erected at a cost of approximately \$293,000.

► Expansions increased the stadium's capacity to 32,000 (1929), 55,000 (1949), 61,836 (1957), 71,187 (1975), 75,004 (1980), 72,765 (1998), 82,112 (2003) and 83,489 (2016). With last year's widening of aisles and some seats, capacity dropped to 80,126.

► In July, 1970 the original natural grass surface was removed and artificial turf was installed. That tartan turf was replaced with super turf before the 1981 season. Owen Field returned to grass in 1994.

RECENT RENOVATION

► The OU Board of Regents approved a proposal from OU Athletics on June 25, 2014, to proceed with the development of plans and projects for a major renovation and modernization of the stadium at an estimated cost of \$160 million. The project was carried out entirely from Athletics Department-generated capital funds, bond funds and other private sources.

► The first phase of the building project was completed prior to the 2016 home opener with a focus on the south end zone. The most visible aspect is a completed south end zone seating bowl, a feature that initially increased the seating capacity to 83,489.

► The seating bowl features an expanded concourse, additional restrooms and concessions, and other amenities. The new structure features 22 suites, 60 open-air loge boxes and 1,976 club seats. Club patrons also benefit from two new clubs.

► Among the most unique features of the new south end zone facility are a pair of open-air fan plazas, one each in the southwest and southeast corners. They each measure at slightly more than 3,000 square feet each and feature a view directly to the game field.

► All student-athlete services in the new building were moved to the ground floor. That space, completed this past summer, includes a new locker room, strength and conditioning area, training room, nutrition center, meeting rooms and the equipment operation. The third floor of the building houses all of the football offices and the team's video department.

► The weight room nearly tripled in size to 26,600 square feet and includes a 70-yard turfed, indoor speed and agility training area. The athletic training room also grew substantially to nearly 10,000 square feet.

► A significantly larger and more detailed video board has replaced the old video board above the north end zone for 2018. The new board is 62 feet x 38 feet (2,356 square feet).

STADIUM QUICK FACTS

First Game:	Oct. 20, 1923
Result:	OU 63, Washington (Mo.) 7
OU's Stadium Record:	406-88-16 (.812)
Field Name:	Owen Field
Capacity:	80,126
Surface:	Natural Grass
Record Crowd:	88,308 (11/11/17 vs. TCU)

OU'S STADIUM BESTS

INDIVIDUAL

Rushing Yards:	427, Samaje Perine vs. Kansas, 2014
Passing Yards:	500, Landry Jones vs. Okla. State, 2012
Receiving Yards:	208, Ryan Broyles vs. Colorado, 2010
Tackles:	28, Kenneth Murray vs. Army, 2018
Interceptions:	3 (three players)
Sacks:	5, Cedric Jones vs. Texas Tech, 1994

TEAM

Rushing Yards:	768 vs. Kansas State, 1988
Passing Yards:	512 vs. Oklahoma State, 2012
Total Yards:	829 vs. Kansas State, 1988
Points:	79 vs. North Texas, 2007
First Downs:	44 vs. Oklahoma State, 2012



LINCOLN RILEY

**FIFTH SEASON AS HEAD COACH • 47-8 RECORD (.855) • 2018 CO-BIG 12 COACH OF THE YEAR
 MOST OU WINS IN DEBUT SEASON (12), FIRST TWO (24), THREE (36) AND FOUR SEASONS (45)
 DIRECTED SOONERS TO FOUR BIG 12 TITLES AND THREE COLLEGE FOOTBALL PLAYOFF BERTHS
 HAS PRODUCED TWO HEISMAN TROPHY WINNERS AND TWO NO. 1 OVERALL NFL DRAFT PICKS**

After presiding over two of the most prolific offenses in OU history as offensive coordinator and quarterbacks coach in 2015 and 2016, Lincoln Riley took over the program's head coaching reins on June 7, 2017, following the retirement of one of the most accomplished coaches of the last quarter century in Bob Stoops. OU's 22nd head coach, all Riley has done in his first four years is lead the Sooners to their 11th, 12th, 13th and 14th Big 12 titles and to four New Year's Six bowl berths (three College Football Playoffs). He was also named the 2018 Co-Big 12 Coach of the Year.

The Football Bowl Subdivision's youngest head coach (33) at the time of his hiring, Riley became just the fifth mentor in FBS history with no previous head-coaching experience at a four-year college to win at least 12 games in his debut season. At 24-4, 36-6 and 45-8, he also holds the OU records for most wins by a head coach in his first two, three and four seasons (Barry Switzer held the records of 21 and 32; while Bob Stoops held the record of 43). And he is the only coach to ever win an outright FBS conference championship in each of his first four seasons as a collegiate head coach.

Originally from the 5,000-person West Texas town of Muleshoe, Riley, who continues to call Oklahoma's offensive plays as head coach, has made his name as perhaps the best up-and-coming star in college football by overseeing an explosive — and balanced — OU offense the last six seasons.

Since the start of 2015, OU ranks first nationally in scoring (44.8 ppg; next most is 41.9), total offense (546.0; next most is 500.7), yards per play (7.7), touchdowns from scrimmage (453), pass efficiency rating (185.8; next best is 173.5), yards per pass attempt (10.5) and completion percentage (69.2), third in passing offense (321.2) and ninth in rushing offense (224.8). With that kind of offensive production, it's no surprise the Sooners have posted a 69-12 (.852) record since his arrival (47-6 in Big 12 play). OU's overall mark since 2015 is fourth best nationally, with only Alabama (81-6), Clemson (80-8) and Ohio State (69-9) having better records.

Individual player honors and accomplishments have poured in under Riley, highlighted by quarterbacks Baker Mayfield and Kyler Murray becoming OU's sixth and seventh Heisman Trophy winners in 2017 and 2018. QB Jalen Hurts was the 2019 Heisman runner-up. Mayfield also won the Maxwell, Davey O'Brien, Manning and Walter Camp Player of the Year Awards, was named AP Player of the Year and was the No. 1 overall pick in the 2018 NFL Draft. Murray also won the O'Brien and Manning Awards, was named AP Player of the Year and was the No. 1 overall pick in the 2019 NFL Draft. Receiver Dede Westbrook finished fourth in Heisman voting in 2016 and became OU's first winner of the Biletnikoff Award, while tight end Mark Andrews claimed the school's first Mackey Award in 2017. Eight Sooners have earned first-team All-America honors the last three years. Running back Joe Mixon set the OU single-season record with 2,331 all-purpose yards in 2016, while backfield mate Samaje Perine set the school career rushing record with 4,122 yards in only three seasons.

Oklahoma's newest head man joined the Sooners in January 2015 after a highly successful five-year stint as offensive coordinator and quarterbacks coach under Ruffin McNeill at East Carolina from 2010-14. With OU looking for a new play caller and wanting to get back to the up-tempo attack it helped make mainstream, Riley was the perfect hire.

At East Carolina, Riley installed and directed a spread offensive scheme that made an immediate impact as the Pirates set more than 50 team or individual offensive school records in his five seasons with the program. His squads recorded the top five passing seasons in school history and the top four marks for total offense in a season.

He spent his final season with the Pirates serving in the role of assistant head coach/offensive coordinator/quarterbacks coach in 2014 as the team ranked third in the nation in passing offense (371.9 ypg) and was fifth in total offense (533.0 ypg). With Riley calling the shots, the Pirates set a single-season school record with 6,929 yards of total offense.

Riley's East Carolina offensive units routinely earned national top-10 rankings in major statistical categories such as passing offense (third in 2014, eighth in 2010), scoring offense (fifth in 2014, eighth in 2013), third-down conversion percentage (seventh in 2013) and red zone scoring efficiency (third in 2012, fifth in 2010).

Among his notable pupils, Riley helped transform a pair of East Carolina wide receivers into the most productive pass catchers in FBS history. He guided walk-on Justin Hardy to 387 career catches, breaking the NCAA record previously held by OU's Ryan Broyles (349). Hardy's 4,541 career receiving yards rank third all-time in FBS annals as he flourished in Riley's offense, registering three 1,000-yard seasons at ECU that culminated with a 121-catch, 1,494-yard year as a senior in 2014. Riley also coached recent second-round NFL draft selection Zay Jones for the first two years of his career. Jones went on to break Hardy's record and is the NCAA's leader in career receptions (399) and receptions in a season (158 in 2016).

In addition to overseeing Mayfield's and Murray's record-setting careers, Riley also developed dynamic quarterbacks Dominique Davis and Shane Carden at ECU. Conference USA's 2010 Newcomer of the Year, Davis set ECU career marks for completions and TD passes despite playing just two seasons. Davis ranked second among FBS signal callers with 393 completions and 46 total touchdowns in 2010. He set an NCAA record with 36 straight completions in 2011.

Carden took over the job in 2012 and went on to break the majority of Davis' records, becoming the first 4,000-yard passer in program history and setting single-season standards for completion percentage (70.5 in 2013) and passing yards (4,736 in 2014). Carden earned Conference USA MVP honors in 2013 and was the American Conference's Offensive Player of the Year in 2014. He led all FBS passers with 392 completions in 2014.

Prior to East Carolina, Riley spent seven seasons on the staff at Texas Tech, where he was part of seven bowl teams and five bowl wins. During that span, Red Raiders quarterbacks won NCAA passing titles in 2003, 2004, 2005 and 2007. A walk-on quarterback at Tech during the spring and summer of 2003 who then became a student coach, Riley immersed himself in head coach Mike Leach's offense and worked his way into a full-time position as wide receivers coach in 2007. He served as inside receivers coach in 2008 and '09, and eventually called plays as interim offensive coordinator in the 2010 Alamo Bowl, where the Red Raiders racked up 579 yards in a 41-31 victory over Michigan State to cap the 2009 season.

Under Riley's guidance in 2007, wide receiver Michael Crabtree won the Biletnikoff Award after smashing Big 12 records and NCAA freshman standards with 134 receptions for 1,962 yards. Crabtree also accumulated 22 touchdown catches his first season. In fact, wide receiver Danny Amendola joined Crabtree that year as Texas Tech receivers who each amassed 100-catch, 1,000-yard efforts.

A 2006 Texas Tech graduate who earned a Bachelor of Science degree in exercise and sport sciences, Riley and his wife, Caitlin, have two daughters, Sloan and Stella.

THE RILEY FILE

Hometown.....Muleshoe, Texas
 High School.....Muleshoe, 2002
 College.....Texas Tech, 2006
 Family.....Wife, Caitlin
Daughters, Sloan and Stella

AS OU HEAD COACH

Years.....5th
 Record.....47-8
 vs. Big 12 Teams.....34-5
 Home Record.....24-2
 Road Record.....15-2
 Neutral Site Record.....8-4
 vs. AP Top 25.....14-4
 Big 12 Championships.....4
 New Year's Six Bowl Appearances.....4
 CFP Appearances.....3

COACHING HISTORY

2017-Present: Oklahoma
 Head Coach, Quarterbacks
2015-16: Oklahoma
 Offensive Coordinator, Quarterbacks
2014: East Carolina
 Asst. Head Coach, Offensive Coordinator,
 Quarterbacks
2010-13: East Carolina
 Offensive Coordinator, Quarterbacks
2008-09: Texas Tech
 Inside Receivers
2007: Texas Tech
 Wide Receivers
2006: Texas Tech
 Offensive Assistant
2003-05: Texas Tech
 Student Assistant/Offense

BOWLS COACHED (17)

2020.....Cotton.....Oklahoma
 2019.....Peach (CFP).....Oklahoma
 2018.....Orange (CFP).....Oklahoma
 2018.....Rose (CFP).....Oklahoma
 2017.....Sugar.....Oklahoma
 2015.....Orange (CFP).....Oklahoma
 2015.....Birmingham.....East Carolina
 2013.....Beef 'O' Brady's.....East Carolina
 2012.....New Orleans.....East Carolina
 2010.....Military.....East Carolina
 2010.....Alamo.....Texas Tech
 2009.....Cotton.....Texas Tech
 2008.....Gator.....Texas Tech
 2006.....Insight.....Texas Tech
 2006.....Cotton.....Texas Tech
 2004.....Holiday.....Texas Tech
 2003.....Houston.....Texas Tech

OKLAHOMA COACHING STAFF



Lincoln Riley
Head Coach/Quarterbacks
Seventh Season at OU
Fifth Season as Head Coach



Alex Grinch
Defensive Coordinator/Safeties
Third Season at OU



Dennis Simmons
Asst. Head Coach/Passing Game
Coord./Outside Receivers
Seventh Season at OU



Cale Gundy
Co-Offensive Coordinator/
Inside Receivers
23rd Season at OU



Bill Bedenbaugh
Co-Offensive Coordinator/
Offensive Line
Ninth Season at OU



Calvin Thibodeaux
Defensive Line
Sixth Season at OU



Roy Manning
Cornerbacks
Third Season at OU



Brian Odom
Inside Linebackers
Third Season at OU




Jamar Cain
Defensive Ends/Outside
Linebackers
Second Season at OU



DeMarco Murray
Running Backs
Second Season at OU



Joe Jon Finley
Assoc. Head Coach Offense/
Tight Ends and H-Backs
First Season at OU



Bennie Wylie
Director of Sports
Performance for Football
Fourth Season at OU

No.	Player	Pos.	Ht.	Wt.	Yr.	Hometown (Previous School)
0	Eric Gray	RB	5-9	206	Jr.	Memphis, Tenn. (University of Tennessee)
0	Woodi Washington*	CB	5-11	191	R-So.	Murfreesboro, Tenn. (Oakland HS)
1	Joshua Eaton*	CB	6-2	186	So.	Houston, Texas (Aldine MacArthur HS)
1	Tanner Schafer*	QB	6-3	200	R-Sr.^	Canadian, Texas (Canadian HS)
2	David Ugwoegbu**	LB	6-4	248	Jr.	Katy, Texas (Seven Lakes HS)
3	Jamal Morris*	LB	6-2	215	R-So.	Houston, Texas (Fort Bend Bush HS)
4	Jaden Davis**	CB	5-10	185	Jr.	Fort Lauderdale, Fla. (St. Thomas Aquinas HS)
4	Mario Williams	WR	5-9	186	Fr.	Tampa, Fla. (Plant City HS)
5	Micah Bovens	QB	5-11	192	R-Fr.	Las Vegas, Nev. (Penn State University)
5	Billy Bowman	DB	5-10	188	Fr.	Denton, Texas (Ryan HS)
6	Cody Jackson	WR	5-11	180	Fr.	Richmond, Texas (Foster HS)
7	Latrell McCutchin	CB	6-1	185	Fr.	Austin, Texas (LBJ Early College HS)
7	Spencer Rattler*	QB	6-1	200	R-So.	Phoenix, Ariz. (Pinnacle HS)
8	Perrion Winfrey*	DL	6-4	292	Sr.	Maywood, Ill. (Iowa Western CC)
8	Michael Woods II	WR	6-1	198	Sr.	Magnolia, Texas (University of Arkansas)
9	D.J. Graham*	CB	6-0	193	So.	Fort Worth, Texas (Keller Central HS)
9	Brayden Willis***	TE/H	6-4	235	Sr.	Arlington, Texas (James Martin HS)
10	Pat Fields***	S	6-0	204	Sr.	Tulsa, Okla. (Union HS)
10	Theo Wease**	WR	6-2	200	Jr.	Allen, Texas (Allen HS)
11	Nik Bonitto**	OLB	6-3	240	R-Jr.	Fort Lauderdale, Fla. (St. Thomas Aquinas HS)
11	Jadon Haselwood*	WR	6-3	202	R-So.	Ellenwood, Ga. (Cedar Grove HS)
12	Key Lawrence	DB	6-1	208	So.	Nashville, Tenn. (University of Tennessee)
12	Drake Stoops**	WR	5-10	190	R-Jr.	Norman, Okla. (Norman North HS)
13	Shane Whitter*	LB	6-1	225	So.	Burlington, N.C. (Walter M. Williams HS)
13	Caleb Williams	QB	6-1	218	Fr.	Washington, D.C. (Gonzaga College HS)
14	Jalil Farooq	WR	6-1	203	Fr.	Lanham, Md. (Dr. Henry A. Wise Jr. HS)
14	Reggie Grimes*	DE	6-4	258	So.	Antioch, Tenn. (Ravenwood HS)
15	Ben Harris	QB	6-1	204	Fr.	Midwest City, Okla. (Carl Albert HS)
15	Bryson Washington	S	6-2	190	R-Fr.	Los Angeles, Calif. (C.E. King HS [TX])
16	Brian Darby*	WR	6-0	200	So.	College Station, Texas (A&M Consolidated HS)
16	Justin Harrington	DB	6-2	212	R-Jr.	Raleigh, N.C. (Bakersfield [Calif.] CC)
17	Diamond Harmon	DB	6-0	169	Fr.	Richmond, Va. (Highland Springs HS)
17	Marvin Mims*	WR	5-11	177	So.	Frisco, Texas (Lone Star HS)
18	Carsten Groos	TE/H	6-4	227	R-Fr.	Austin, Texas (Anderson HS)
18	Austin Stogner**	TE/H	6-6	251	Jr.	Plano, Texas (Prestonwood Christian School)
19	Caleb Kelly***	OLB	6-3	232	R-Sr.^	Fresno, Calif. (Clovis West HS)
19	Ralph Rucker	QB	6-0	206	Fr.	Lucas, Texas (Lovejoy HS)
20	Clayton Smith	OLB	6-4	232	Fr.	Queen City, Texas (Texas HS)
21	Marcellus Crutchfield	WR	5-11	190	R-Fr.	Tampa, Fla. (Tampa Catholic HS)
21	Kendall Dennis	DB	5-10	186	R-Fr.	Lakeland, Fla. (Lakeland HS)
22	Jeremiah Criddell*	DB	5-11	198	R-So.	Santa Ana, Calif. (Mater Dei HS)
23	Todd Hudson	RB	5-7	180	R-So.	League City, Texas (Clear Springs HS)
23	DaShaun White***	LB	6-0	225	Sr.	North Richland Hills, Texas (Richland HS)
24	Brian Asamoah**	LB	6-1	228	R-Jr.	Columbus, Ohio (Saint Francis De Sales HS)
24	Marcus Major*	RB	5-11	222	R-So.	Oklahoma City, Okla. (Millwood HS)
25	Justin Broiles***	DB	5-10	192	R-Sr.	Oklahoma City, Okla. (John Marshall HS)
25	Jaden Knowles	RB	5-7	195	R-Jr.	Kennedale, Texas (Southwestern Okla. State Univ.)
26	Kennedy Brooks*	RB	5-11	215	R-Jr.	Mansfield, Texas (Mansfield HS)
26	Caleb Murphy	DB	6-0	207	R-Jr.	Colleyville, Texas (Colleyville Heritage HS)
27	Jeremiah Hall***	TE/H	6-2	248	R-Sr.	Charlotte, N.C. (Zebulon B. Vance HS)
28	Danny Stutsman	LB	6-3	229	Fr.	Windermere, Fla. (Foundation Academy)
29	Jordan Mukes	S	6-1	205	Fr.	Midwest City, Okla. (Choctaw HS)
30	Brynden Walker*	OLB	6-2	243	So.	Oklahoma City, Okla. (Bishop McGuinness HS)
31	Jalen Redmond*	DL	6-2	279	R-So.	Midwest City, Okla. (Midwest City HS)
31	Jackson Sumlin	TE/H	6-1	213	R-Fr.	Tucson, Ariz. (Salpointe Catholic HS)
32	Delarrin Turner-Yell***	S	5-11	200	Sr.	Hempstead, Texas (Hempstead HS)
33	Marcus Stripling**	DE/OLB	6-3	242	Jr.	Houston, Texas (Mayde Creek HS)
34	Dorian Plumley	DB	6-0	182	Fr.	El Reno, Okla. (El Reno HS)
34	Zach Schmit	K/P	5-10	183	R-Fr.	Oklahoma City, Okla. (Bishop McGuinness HS)
35	Nathan Rawlins-Kibonge	DE/OLB	6-5	260	Fr.	Portland, Ore. (Jefferson HS)
36	Josh Plaster	K/P	6-0	184	R-So.	Flower Mound, Texas (Arizona State Univ.)
37	Michael Turk	P	6-0	230	R-Sr.	Dallas, Texas (Arizona State University)
38	Bryan Mead****	LB	6-2	223	R-Sr.^	Owasso, Okla. (Rejoice Christian HS)
39	Doug Collins	DB	6-0	203	R-Jr.	Norman, Okla. (Emporia State)
40	Ethan Downs	DE	6-4	257	Fr.	Weatherford, Okla. (Weatherford HS)
41	Jake McCoy*	LB	6-3	223	R-So.	Edmond, Okla. (Edmond North HS)
42	Noah Arinze	DL	6-5	256	R-Fr.	Kirkwood, Mo. (Webster Groves HS)
43	Ryan Peoples*	CB	5-11	190	R-Jr.	Norman, Okla. (Oklahoma City CC)
44	Kelvin Gilliam	DL	6-2	254	Fr.	Richmond, Va. (Highland Springs HS)
45	Joseph Weté*	LB	6-4	230	R-So.	Washington, D.C. (Gonzaga HS)
46	Reeves Mundschau**	P	6-0	184	R-Sr.	New Braunfels, Texas (Canyon HS)
47	Gabe Brkic**	K/P	6-3	201	R-Jr.	Chardon, Ohio (Notre Dame-Cathedral Latin HS)
48	Eric Windham	CB	5-10	195	R-So.	Southlake, Texas (Carroll Senior HS)

No.	Player	Pos.	Ht.	Wt.	Yr.	Hometown (Previous School)
49	Pierce Hudgens	DB	6-1	207	R-Fr.	Flower Mound, Texas (Flower Mound HS)
50	Jake Mann	LS	5-9	220	Fr.	Chapel Hill, N.C. (Northwood HS)
51	Kasey Kelleher***	LS	5-10	235	R-Sr.	Peninsula, Ohio (Woodridge HS)
52	Tyrese Robinson***	OL	6-3	324	R-Sr.	McKinney, Texas (Boyd HS)
53	Caden Hendren	LB	6-0	186	Fr.	Piedmont, Okla. (Piedmont HS)
54	Marquis Hayes**	OL	6-5	324	R-Sr.	St. Louis, Mo. (Pattonville HS)
55	Aaryn Parks	OL	6-5	301	R-Fr.	Seat Pleasant, Md. (National Christian Academy)
56	Chris Murray*	OL	6-1	301	Sr.	Palmdale, Calif. (UCLA)
57	Maureese Wren	OLB	6-3	227	R-Jr.	Mesquite, Texas (Texas State University)
58	Ethan Lane	LS	6-0	230	R-Fr.	Dallas, Texas (Jesuit College Prep. School of Dallas)
59	Savion Byrd	OL	6-5	315	Fr.	Cedar Hill, Texas (Duncanville HS)
61	Ian McIver**	OL	6-4	309	R-Sr.	Keller, Texas (Central HS)
64	Wanya Morris	OL	6-5	312	Jr.	Grayson, Ga. (University of Tennessee)
65	Finley Felix*	OL	6-5	294	R-Sr.	Fort Myers, Fla. (Coffeyville [Kan.] CC)
66	Robert Congel	OL	6-4	326	R-Sr.	Greenwood Village, Colo. (Univ. of Arizona)
69	Nate Anderson	OL	6-5	293	R-Fr.	Frisco, Texas (Rick Reedy HS)
70	Brey Walker**	OL	6-6	356	R-Jr.	Moore, Okla. (Westmoore HS)
71	Anton Harrison*	OL	6-5	309	So.	Washington, D.C. (Archbishop Carroll HS)
73	Andrew Raym*	OL	6-4	315	So.	Broken Arrow, Okla. (Broken Arrow HS)
74	Marcus Alexander	OL	6-3	340	R-So.	Sunnyvale, Texas (Sunnyvale HS)
75	Cullen Montgomery	OL	6-4	362	Fr.	Pearland, Texas (Episcopal HS)
77	Erik Swenson**	OL	6-6	328	R-Sr.^	Downers Grove, Ill. (Downers Grove South HS)
78	Marcus Hicks	OL	6-5	285	R-So.	Wichita, Kan. (Northwest HS)
79	Darrell Simpson	OL	6-7	358	R-Jr.	Justin, Texas (McNeese State University)
80	Kayhon Russell	TE/H	6-1	190	Fr.	Oklahoma City, Okla. (Putnam City North HS)
81	Trevon West	WR	6-0	170	So.	Arlington, Texas (Lamar HS)
82	Adrian Scott	WR	6-0	170	Fr.	Oklahoma City, Okla. (Putnam City HS)
83	Major Melson	WR	5-9	176	R-Fr.	Mansfield, Texas (Legacy HS)
84	Davion Curtis	WR	6-0	200	R-Sr.^	Temple, Texas (McNeese State University)
85	Devin Staton*	WR	6-1	202	R-Jr.	Katy, Texas (Cinco Ranch HS)
86	Colt Atkinson*	WR	6-0	171	R-Sr.	Denton, Texas (Trinity Valley CC)
87	Spencer Jones**	QB	6-1	202	R-Sr.^	Nashville, Tenn. (Liberty University)
88	Jordan Kelley*	DL	6-3	284	R-Jr.	Tulsa, Okla. (Union HS)
88	Nasir Kemper	WR	6-0	187	Fr.	Lawton, Okla. (MacArthur HS)
89	Damon Smith	WR	6-1	192	R-So.	Keller, Texas (Keller HS)
90	Josh Ellison*	DL	6-2	283	Jr.	College Station, Texas (Blinn College)
91	Dominique Jones	DL	6-1	292	R-Sr.^	Oklahoma City, Okla. (Okla. State University)
92	Kori Roberson	DL	6-3	287	R-So.	Manvel, Texas (Manvel HS)
93	Reed Lindsey	DL	6-4	270	R-So.	Clinton, Okla. (Clinton HS)
94	Isaiah Coe	DL	6-0	292	Jr.	Homewood, Ill. (Iowa Western CC)
95	Isaiah Thomas***	DL	6-5	266	R-Sr.	Tulsa, Okla. (Memorial HS)
96	LaRon Stokes**	DL	6-4	275	Sr.^	Tulsa, Okla. (Northeastern Oklahoma A&M)
98	Hayden Bray	DL	6-4	275	Fr.	Austin, Texas (Westlake HS)

PRONUNCIATION GUIDE

Noah Arinze	uh-RIN-zay	Ian McIver	EE-un
Brian Asamoah	ah-suh-MO-uh	Wanya Morris	WAHN-yay
Nik Bonitto	bo-NEE-toe	Jordan Mukes	MYUKES
Gabe Brkic	BUR-kitch	Reeves Mundschau	MUND-chaw
Savion Byrd	SAY-vee-ahn	Nathan Rawlins-Kibonge	kee-BONG-gay
Robert Congel	CON-jull	Andrew Raym	RAIM
Jeremiah Criddell	crih-DELL	Kori Roberson	RO-ber-son
Jalil Farooq	juh-LIL fuh-RUKE	Devin Staton	STAYT-in
Finley Felix	FEE-lix	Danny Stutsman	STUHTS-min
Carsten Groos	same as the word "gross"	Delarrin Turner-Yell	duh-LAIR-ee-in
Diamond Harmon	DAY-mond	David Ugwoegbu	uh-GWAY-boo
Anton Harrison	AN-tahn	Brynden Walker	BRIN-din
Jadon Haselwood	JAY-din HAY-zel-wood	Theo Wease	WEESE
Marquis Hayes	mar-KEESE	Trevon West	TRAY-von
Kasey Kelleher	KELL-uh-her	Joseph Weté	WEH-tay
Nasir Kemper	nuh-SEER	Perrion Winfrey	PAIR-ee-ahn
Latrell McCutchin	luh-TRELL		

* Indicates number of letters earned at Oklahoma
 ^ Indicates "super senior" (was also a senior in 2020)
 Last updated Sept. 10, 2021
 Weights as of July 7, 2021

No.	Player	Pos.	Ht.	Wt.	Yr.	Hometown (Previous School)
74	Marcus Alexander	OL	6-3	340	R-So.	Sunnyvale, Texas (Sunnyvale HS)
69	Nate Anderson	OL	6-5	293	R-Fr.	Frisco, Texas (Rick Reedy HS)
42	Noah Arinze	DL	6-5	256	R-Fr.	Kirkwood, Mo. (Webster Groves HS)
24	Brian Asamoah**	LB	6-1	228	R-Jr.	Columbus, Ohio (Saint Francis De Sales HS)
86	Colt Atkinson*	WR	6-0	171	R-Sr.	Denton, Texas (Trinity Valley CC)
11	Nik Bonitto**	OLB	6-3	240	R-Jr.	Fort Lauderdale, Fla. (St. Thomas Aquinas HS)
5	Micah Bowns	QB	5-11	192	R-Fr.	Las Vegas, Nev. (Penn State University)
5	Billy Bowman	DB	5-10	188	Fr.	Denton, Texas (Ryan HS)
98	Hayden Bray	DL	6-4	275	Fr.	Austin, Texas (Westlake HS)
47	Gabe Brkic**	K/P	6-3	201	R-Jr.	Chardon, Ohio (Notre Dame-Cathedral Latin HS)
25	Justin Broiles***	DB	5-10	192	R-Sr.	Oklahoma City, Okla. (John Marshall HS)
26	Kennedy Brooks*	RB	5-11	215	R-Jr.	Mansfield, Texas (Mansfield HS)
59	Savion Byrd	OL	6-5	315	Fr.	Cedar Hill, Texas (Duncanville HS)
94	Isaiah Coe	DL	6-0	292	Jr.	Homewood, Ill. (Iowa Western CC)
39	Doug Collins	DB	6-0	203	R-Jr.	Norman, Okla. (Emporia State)
66	Robert Congel	OL	6-4	326	R-Sr.	Greenwood Village, Colo. (Univ. of Arizona)
22	Jeremiah Criddell*	DB	5-11	198	R-So.	Santa Ana, Calif. (Mater Dei HS)
21	Marcellus Crutchfield	WR	5-11	190	R-Fr.	Tampa, Fla. (Tampa Catholic HS)
84	Davion Curtis	WR	6-0	200	R-Sr.^	Temple, Texas (McNeese State University)
16	Brian Darby*	WR	6-0	200	So.	College Station, Texas (A&M Consolidated HS)
4	Jaden Davis**	CB	5-10	185	Jr.	Fort Lauderdale, Fla. (St. Thomas Aquinas HS)
21	Kendall Dennis	DB	5-10	186	R-Fr.	Lakeland, Fla. (Lakeland HS)
40	Ethan Downs	DE	6-4	257	Fr.	Weatherford, Okla. (Weatherford HS)
1	Joshua Eaton*	CB	6-1	186	So.	Houston, Texas (Aldine MacArthur HS)
90	Josh Ellison*	DL	6-2	283	Jr.	College Station, Texas (Blinn College)
14	Jalil Farooq	WR	6-1	203	Fr.	Lanham, Md. (Dr. Henry A. Wise Jr. HS)
65	Finley Felix*	OL	6-5	294	R-Sr.	Fort Myers, Fla. (Coffeyville [Kan.] CC)
10	Pat Fields***	S	6-0	204	Sr.	Tulsa, Okla. (Union HS)
44	Kelvin Gilliam	DL	6-2	254	Fr.	Richmond, Va. (Highland Springs HS)
9	D.J. Graham*	CB	6-0	193	So.	Fort Worth, Texas (Keller Central HS)
0	Eric Gray	RB	5-9	206	Jr.	Memphis, Tenn. (University of Tennessee)
14	Reggie Grimes*	DE	6-4	258	So.	Antioch, Tenn. (Ravenwood HS)
18	Carsten Groos	TE/H	6-4	227	R-Fr.	Austin, Texas (Anderson HS)
27	Jeremiah Hall***	TE/H	6-2	248	R-Sr.	Charlotte, N.C. (Zebulon B. Vance HS)
17	Damond Harmon	DB	6-0	169	Fr.	Richmond, Va. (Highland Springs HS)
16	Justin Harrington	DB	6-2	212	R-Jr.	Raleigh, N.C. (Bakersfield [Calif.] CC)
15	Ben Harris	QB	6-1	204	Fr.	Midwest City, Okla. (Carl Albert HS)
71	Anton Harrison*	OL	6-5	309	So.	Washington, D.C. (Archbishop Carroll HS)
11	Jadon Haselwood*	WR	6-3	202	R-So.	Ellenwood, Ga. (Cedar Grove HS)
54	Marquis Hayes**	OL	6-5	324	R-Sr.	St. Louis, Mo. (Pattonville HS)
53	Caden Hendren	LB	6-0	186	Fr.	Piedmont, Okla. (Piedmont HS)
78	Marcus Hicks	OL	6-5	285	R-So.	Wichita, Kan. (Northwest HS)
49	Pierce Hudgens	DB	6-1	207	R-Fr.	Flower Mound, Texas (Flower Mound HS)
23	Todd Hudson	RB	5-7	180	R-So.	League City, Texas (Clear Springs HS)
6	Cody Jackson	WR	5-11	180	Fr.	Richmond, Texas (Foster HS)
91	Dominique Jones	DL	6-1	292	R-Sr.^	Oklahoma City, Okla. (Okla. State University)
87	Spencer Jones**	QB	6-1	202	R-Sr.^	Nashville, Tenn. (Liberty University)
51	Kasey Kelleher***	LS	5-10	235	R-Sr.	Peninsula, Ohio (Woodridge HS)
88	Jordan Kelley*	DL	6-3	284	R-Jr.	Tulsa, Okla. (Union HS)
19	Caleb Kelly**	OLB	6-3	232	R-Sr.^	Fresno, Calif. (Clovis West HS)
88	Nasir Kemper	WR	6-0	187	Fr.	Lawton, Okla. (MacArthur HS)
25	Jaden Knowles	RB	5-7	195	R-Jr.	Kennedale, Texas (Southwestern Okla. State Univ.)
58	Ethan Lane	LS	6-0	230	R-Fr.	Dallas, Texas (Jesuit College Prep. School of Dallas)
12	Key Lawrence	DB	6-1	208	So.	Nashville, Tenn. (University of Tennessee)
93	Reed Lindsey	DL	6-4	270	R-So.	Clinton, Okla. (Clinton HS)
24	Marcus Major*	RB	5-11	222	R-So.	Oklahoma City, Okla. (Millwood HS)
50	Jake Mann	LS	5-9	220	Fr.	Chapel Hill, N.C. (Northwood HS)
41	Jake McCoy*	LB	6-3	223	R-So.	Edmond, Okla. (Edmond North HS)
7	Latrell McCutchin	CB	6-1	185	Fr.	Austin, Texas (LBJ Early College HS)
61	Ian McIver**	OL	6-4	309	R-Sr.	Keller, Texas (Central HS)
38	Bryan Mead***	LB	6-2	223	R-Sr.^	Owasso, Okla. (Rejoice Christian HS)
83	Major Melson	WR	5-9	176	R-Fr.	Mansfield, Texas (Legacy HS)
17	Marvin Mims*	WR	5-11	177	So.	Frisco, Texas (Lone Star HS)
75	Cullen Montgomery	OL	6-4	362	Fr.	Pearland, Texas (Episcopal HS)
3	Jamal Morris*	LB	6-2	215	R-So.	Houston, Texas (Fort Bend Bush HS)
64	Wanya Morris	OL	6-5	312	Jr.	Grayson, Ga. (University of Tennessee)
29	Jordan Mukes	S	6-1	205	Fr.	Midwest City, Okla. (Choctaw HS)
46	Reeves Mundschau**	P	6-0	184	R-Sr.	New Braunfels, Texas (Canyon HS)
26	Caleb Murphy	DB	6-0	207	R-Jr.	Colleyville, Texas (Colleyville Heritage HS)
56	Chris Murray*	OL	6-1	301	Sr.	Palmdale, Calif. (UCLA)
55	Aaryn Parks	OL	6-5	301	R-Fr.	Seat Pleasant, Md. (National Christian Academy)
43	Ryan Peoples*	CB	5-11	190	R-Jr.	Norman, Okla. (Oklahoma City CC)
36	Josh Plaster	K/P	6-0	184	R-So.	Flower Mound, Texas (Arizona State Univ.)

No.	Player	Pos.	Ht.	Wt.	Yr.	Hometown (Previous School)
34	Dorian Plumley	DB	6-0	182	Fr.	El Reno, Okla. (El Reno HS)
7	Spencer Rattler*	QB	6-1	200	R-So.	Phoenix, Ariz. (Pinnacle HS)
35	Nathan Rawlins-Kibonge	DE/OLB	6-5	260	Fr.	Portland, Ore. (Jefferson HS)
73	Andrew Raym*	OL	6-4	315	So.	Broken Arrow, Okla. (Broken Arrow HS)
31	Jalen Redmond*	DL	6-2	279	R-So.	Midwest City, Okla. (Midwest City HS)
92	Kori Roberson*	DL	6-3	287	R-So.	Manvel, Texas (Manvel HS)
52	Tyrese Robinson***	OL	6-3	324	R-Sr.	McKinney, Texas (Boyd HS)
19	Ralph Rucker	QB	6-0	206	Fr.	Lucas, Texas (Lovejoy HS)
80	Kayhon Russell	TE/H	6-1	190	Fr.	Oklahoma City, Okla. (Putnam City North HS)
1	Tanner Schafer*	QB	6-3	200	R-Sr.^	Canadian, Texas (Canadian HS)
34	Zach Schmit	K/P	5-10	183	R-Fr.	Oklahoma City, Okla. (Bishop McGuinness HS)
82	Adrian Scott	WR	6-0	170	Fr.	Oklahoma City, Okla. (Putnam City HS)
79	Darrell Simpson	OL	6-7	358	R-Jr.	Justin, Texas (Northwest HS)
20	Clayton Smith	OLB	6-4	232	Fr.	Queen City, Texas (Texas HS)
89	Damon Smith	WR	6-1	192	R-So.	Keller, Texas (Keller HS)
85	Devin Staton*	WR	6-1	202	R-Jr.	Katy, Texas (Cinco Ranch HS)
18	Austin Stogner**	TE/H	6-6	251	Jr.	Plano, Texas (Prestonwood Christian School)
96	LaRon Stokes**	DL	6-4	275	Sr.^	Tulsa, Okla. (Northeastern Oklahoma A&M)
12	Drake Stoops**	WR	5-10	190	R-Jr.	Norman, Okla. (Norman North HS)
33	Marcus Stripling**	DE/OLB	6-3	242	Jr.	Houston, Texas (Mayde Creek HS)
28	Danny Stutsman	LB	6-3	229	Fr.	Windermere, Fla. (Foundation Academy)
31	Jackson Sumlin	TE/H	6-1	213	R-Fr.	Tucson, Ariz. (Salpointe Catholic HS)
77	Erik Swenson**	OL	6-6	328	R-Sr.^	Downers Grove, Ill. (Downers Grove South HS)
95	Isaiah Thomas***	DL	6-5	266	R-Sr.	Tulsa, Okla. (Memorial HS)
32	Delarrin Turner-Yell***	S	5-11	200	Sr.	Hempstead, Texas (Hempstead HS)
37	Michael Turk	P	6-0	230	R-Sr.	Dallas, Texas (Arizona State University)
2	David Ugwoegbu**	LB	6-4	248	Jr.	Katy, Texas (Seven Lakes HS)
70	Brey Walker**	OL	6-6	356	R-Jr.	Moore, Okla. (Westmoore HS)
30	Brynden Walker*	OLB	6-2	243	So.	Oklahoma City, Okla. (Bishop McGuinness HS)
15	Bryson Washington	S	6-2	190	R-Fr.	Los Angeles, Calif. (C.E. King HS [TX])
0	Woodi Washington*	CB	5-11	191	R-So.	Murfreesboro, Tenn. (Oakland HS)
10	Theo Wease**	WR	6-2	200	Jr.	Allen, Texas (Allen HS)
81	Trevon West	WR	6-0	170	So.	Arlington, Texas (Lamar HS)
45	Joseph Weté*	LB	6-4	230	R-So.	Washington, D.C. (Gonzaga HS)
23	DaShaun White***	LB	6-0	225	Sr.	North Richland Hills, Texas (Richland HS)
13	Shane Whitter*	LB	6-1	225	So.	Burlington, N.C. (Walter M. Williams HS)
13	Caleb Williams	QB	6-1	218	Fr.	Washington, D.C. (Gonzaga College HS)
4	Mario Williams	WR	5-9	186	Fr.	Tampa, Fla. (Plant City HS)
9	Brayden Willis***	TE/H	6-4	235	Fr.	Arlington, Texas (James Martin HS)
48	Eric Windham	CB	5-10	195	R-So.	Southlake, Texas (Carroll Senior HS)
8	Perrion Winfrey*	DL	6-4	292	Sr.	Maywood, Ill. (Iowa Western CC)
8	Michael Woods II	WR	6-1	198	Sr.	Magnolia, Texas (University of Arkansas)
57	Maureese Wren	OLB	6-3	227	R-Jr.	Mesquite, Texas (Texas State University)

COACHING STAFF

<i>Lincoln Riley</i>	<i>Head Coach/Quarterbacks</i>
<i>Alex Grinch</i>	<i>Defensive Coordinator/Safeties</i>
<i>Dennis Simmons</i>	<i>Assistant Head Coach/Passing Game Coord./Outside Receivers</i>
<i>Cale Gundy</i>	<i>Co-Offensive Coordinator/Inside Receivers</i>
<i>Bill Bedenbaugh (BEE-din-bo)</i>	<i>Co-Offensive Coordinator/Offensive Line</i>
<i>Calvin Thibodeaux (TIB-uh-doe)</i>	<i>Defensive Line</i>
<i>Roy Manning</i>	<i>Cornerbacks</i>
<i>Brian Odum</i>	<i>Inside Linebackers</i>
<i>Jamar Cain</i>	<i>Outside Linebackers/Defensive Ends</i>
<i>DeMarco Murray</i>	<i>Running Backs</i>
<i>Joe Jon Finley</i>	<i>Associate Head Coach for Offense/Tight Ends and H-Backs</i>

* Indicates number of letters earned at Oklahoma
 ^ Indicates "super senior" (was also a senior in 2020)
 Last updated Sept. 10, 2021
 Weights as of July 7, 2021

DEPTH CHART

OFFENSE

QB	7	Spencer Rattler (6-1, 200, R-So.)
	13	Caleb Williams (6-1, 218, Fr.)
	19	Ralph Rucker (6-0, 206, Fr.)
RB	0	Eric Gray (5-9, 206, Jr.) OR
	26	Kennedy Brooks (5-11, 215, R-Jr.)
	23	Todd Hudson (5-7, 180, R-So.) OR
	25	Jaden Knowles (5-7, 195, R-Jr.)
H-BACK	27	Jeremiah Hall (6-2, 248, R-Sr.) OR
	9	Brayden Willis (6-4, 235, Sr.) OR
	18	Austin Stogner (6-6, 251, Jr.)
X	11	Jadon Haselwood (6-3, 202, R-So.)
	6	Cody Jackson (5-11, 180, Fr.) OR
	81	Trevon West (6-0, 170, So.)
LT	77	Erik Swenson (6-6, 328, R-Sr.ˆ) OR
	71	Anton Harrison (6-5, 309, So.)
	59	Savion Byrd (6-5, 315, Fr.)
LG	54	Marquis Hayes (6-5, 324, R-Sr.)
	77	Erik Swenson (6-6, 328, R-Sr.ˆ)
	70	Brey Walker (6-6, 356, R-Jr.)
C	66	Robert Congel (6-4, 326, R-Sr.) OR
	73	Andrew Raym (6-4, 315, So.)
	61	Ian McIver (6-4, 309, R-Sr.)
RG	56	Chris Murray (6-1, 301, Sr.)
	70	Brey Walker (6-6, 356, R-Jr.)
	61	Ian McIver (6-4, 309, R-Sr.)
RT	52	Tyrese Robinson (6-3, 324, R-Sr.) OR
	64	Wanya Morris (6-5, 312, Jr.)
	59	Savion Byrd (6-5, 315, Fr.)
Y	17	Marvin Mims (5-11, 177, So.)
	16	Brian Darby (6-0, 200, So.)
	12	Drake Stoops (5-10, 190, R-Jr.)
Z	8	Michael Woods II (6-1, 198, Sr.) OR
	4	Mario Williams (5-9, 186, Fr.)
	14	Jalil Farooq (6-1, 203, Fr.)

DEFENSE

DE	95	Isaiah Thomas (6-5, 266, R-Sr.)
	14	Reggie Grimes (6-4, 258, So.)
	40	Ethan Downs (6-4, 257, Fr.)
NG	8	Perrion Winfrey (6-4, 292, Sr.)
	92	Kori Roberson (6-3, 287, R-So.)
	94	Isaiah Coe (6-0, 292, Jr.)
	88	Jordan Kelley (6-3, 284, R-Jr.)
DT	31	Jalen Redmond (6-2, 279, R-So.) OR
	90	Josh Ellison (6-2, 283, Jr.)
	96	LaRon Stokes (6-4, 275, Sr.ˆ)
	44	Kelvin Gilliam (6-2, 254, Fr.)
MIKE	2	David Ugwoegbu (6-4, 248, Jr.)
	28	Danny Stutsman (6-3, 229, Fr.)
	38	Bryan Mead (6-2, 223, R-Sr.ˆ)
WILL	23	DaShaun White (6-0, 225, Sr.)
	24	Brian Asamoah (6-1, 228, R-Jr.)
	3	Jamal Morris (6-2, 215, R-So.)
	13	Shane Whitter (6-1, 225, So.)
RUSH	11	Nik Bonitto (6-3, 240, R-Jr.)
	33	Marcus Stripling (6-3, 242, Jr.) OR
	19	Caleb Kelly (6-3, 232, R-Sr.ˆ)
	20	Clayton Smith (6-4, 232, Fr.)
CB	9	D.J. Graham (6-0, 193, So.) OR
	4	Jaden Davis (5-10, 185, Jr.)
	16	Justin Harrington (6-2, 212, R-Jr.)
SS	32	Delarrin Turner-Yell (5-11, 200, Sr.)
	12	Key Lawrence (6-1, 208, So.)
	29	Jordan Mukes (6-1, 205, Fr.)
FS	10	Pat Fields (6-0, 204, Sr.)
	25	Justin Broiles (5-10, 192, R-Sr.)
	15	Bryson Washington (6-2, 190, R-Fr.)
CB	0	Woodi Washington (5-11, 191, R-So.) OR
	7	Latrell McCutchin (6-1, 185, Fr.)
	1	Joshua Eaton (6-2, 186, So.)
NB	5	Billy Bowman (5-10, 188, Fr.) OR
	22	Jeremiah Criddell (5-11, 198, R-So.)
	17	Damond Harmon (6-0, 169, Fr.)

SPECIALISTS

K	47	Gabe Brkic (6-3, 201, R-Jr.)	LS	51	Kasey Kelleher (5-10, 235, R-Sr.)
	34	Zach Schmit (5-10, 183, R-Fr.)		50	Jake Mann (5-9, 220, Fr.)
P	37	Michael Turk (6-0, 230, R-Sr.)	H	87	Spencer Jones (6-1, 202, R-Sr.ˆ)
	46	Reeves Mundschau (6-0, 184, R-Sr.)		37	Michael Turk (6-0, 230, R-Sr.)
KO	47	Gabe Brkic (6-3, 201, R-Jr.)			
	34	Zach Schmit (5-10, 183, R-Fr.)			
KR	5	Billy Bowman (5-10, 188, Fr.) OR			
	4	Mario Williams (5-9, 186, Fr.)			
PR	17	Marvin Mims (5-11, 177, So.)			
	12	Drake Stoops (5-10, 190, R-Jr.)			

CAREER STATS

#24 LB BRIAN ASAMOAH

YEAR	GP-GS	UT	AT	TOTAL	TFL	SACKS	INT	FF	FR	PBU
2018					REDSHIRTED					
2019	14-0	11	12	23	3.5-22	2.0-19	0-0	0	0	1
2020	11-9	34	32	66	5.5-25	2.0-18	1-29	1	0	4
2021	2-0	2	2	4	0.0-0	0.0-0	0-0	0	0	0
Career	27-9	47	46	93	9.0-47	4.0-37	1-29	1	0	5

#11 OLB NIK BONITTO

YEAR	GP-GS	UT	AT	TOTAL	TFL	SACKS	INT	FF	FR	PBU
2018	3-0	2	1	3	0.0-0	0.0-0	0-0	0	0	0
2019	14-7	25	18	43	6.5-38	3.5-36	1-0	0	0	5
2020	10-10	18	14	32	10.5-56	8.0-44	0-0	0	0	2
2021	2-2	1	1	2	0.5-1	0.5-1	0-0	0	1	0
Career	29-19	46	34	80	17.5-96	12.0-81	1-0	0	1	7

#5 DB BILLY BOWMAN

YEAR	GP-GS	UT	AT	TOTAL	TFL	SACKS	INT	FF	FR	PBU
2021	2-2	4	1	5	0.0-0	1.0-4	0-0	1	0	1
Career	2-2	4	1	5	0.0-0	1.0-4	0-0	1	0	1

#47 K GABE BRKIC

YEAR	GP-GS	FGM-FGA	PCT	BLK	LONG	PAT	PCT
2018	1-0	0-0	—	—	—	1-1	100.0
2019	14-0	17-17	100.0	—	50	52-52	100.0
2020	10-0	20-26	76.9	—	54	49-49	100.0
2021	2-0	5-6	83.3	—	56	10-10	100.0
Career	27-0	42-49	85.7	—	56	112-112	100.0

#25 S JUSTIN BROILES

YEAR	GP-GS	UT	AT	TOTAL	TFL	SACKS	INT	FF	FR	PBU
2017					REDSHIRTED					
2018	11-5	14	10	24	1.5-3	0.0-0	0-0	0	0	2
2019	14-0	17	9	26	1.0-1	0.0-0	0-0	0	0	1
2020	6-0	4	2	6	0.0-0	0.0-0	0-0	0	0	0
2021	2-0	2	1	3	0.0-0	0.0-0	0-0	0	0	0
Career	33-5	37	22	59	2.5-4	0.0-0	0-0	0	0	3

#26 RB KENNEDY BROOKS

YEAR	GP-GS	RUSH	AVG	TD	LG	REC	AVG	TD	LG
2017									
2018	12-0	119-1,056	8.9	12	86	10-57	5.7	0	11
2019	13-10	155-1,011	6.5	6	48	10-79	7.9	0	24
2020									
2021	2-0	20-135	6.8	2	32	0-0	0.0	0	0
Career	27-10	294-2,202	7.5	20	86	20-136	6.8	0	24

#94 DL ISAIAH COE

YEAR	GP-GS	UT	AT	TOTAL	TFL	SACKS	INT	FF	FR	PBU
2021	2-0	1	1	2	1.0-3	1.0-3	0-0	0	0	0
Career	2-0	1	1	2	1.0-3	1.0-3	0-0	0	0	0

#22 S JEREMIAH CRIDDELL

YEAR	GP-GS	UT	AT	TOTAL	TFL	SACKS	INT	FF	FR	PBU
2019	3-0	1	0	1	0.0-0	0.0-0	0-0	0	0	0
2020	11-1	4	8	12	0.0-0	0.0-0	0-0	0	0	0
2021	2-0	1	1	2	0.5-1	0.0-0	0-0	0	0	0
Career	16-1	6	9	15	0.5-1	0.0-0	0-0	0	0	0

#16 WR BRIAN DARBY

YEAR	GP-GS	REC	YDS	AVG	TD	LONG
2020	8-0	1	14	14.0	0	14
2021	2-0	4	42	10.5	0	16
Career	10-0	5	56	11.2	1	16

#4 CB JADEN DAVIS

YEAR	GP-GS	UT	AT	TOTAL	TFL	SACKS	INT	FF	FR	PBU
2019	14-1	26	7	33	0.0-0	0.0-0	1-0	0	0	1
2020	10-6	10	1	11	0.0-0	0.0-0	0-0	0	0	5
2021	2-0	4	1	5	0.0-0	0.0-0	0-0	0	0	0
Career	26-7	40	9	49	0.0-0	0.0-0	1-0	0	0	6

#40 DE ETHAN DOWNS

YEAR	GP-GS	UT	AT	TOTAL	TFL	SACKS	INT	FF	FR	PBU
2021	2-0	2	0	2	1.0-2	0.0-0	0-0	1	0	0
Career	2-0	2	0	2	1.0-2	0.0-0	0-0	1	0	0

#1 CB JOSHUA EATON

YEAR	GP-GS	UT	AT	TOTAL	TFL	SACKS	INT	FF	FR	PBU
2020	5-0	2	2	4	0.0-0	0.0-0	0-0	0	0	0
2021	2-0	1	0	1	0.0-0	0.0-0	0-0	0	0	0
Career	7-0	3	2	5	0.0-0	0.0-0	0-0	0	0	0

#90 DL JOSH ELLISON

YEAR	GP-GS	UT	AT	TOTAL	TFL	SACKS	INT	FF	FR	PBU
2020	11-2	7	9	16	1.0-6	0.5-5	0-0	0	1-0	1
2021	2-0	1	4	5	0.5-0	0.5-0	0-0	0	0	0
Career	14-2	8	13	21	1.5-6	1.0-5	0-0	0	1-0	1

#10 S PAT FIELDS

YEAR	GP-GS	UT	AT	TOTAL	TFL	SACKS	INT	FF	FR	PBU
2018	6-0	8	5	13	0.0-0	0.0-0	0-0	0	0	0
2019	14-14	44	20	64	6.0-23	2.0-14	0-0	0	1	5
2020	10-10	27	18	45	1.0-3	0.0-0	1-1	0	0	4
2021	2-2	3	2	5	1.5-3	1.5-3	0-0	0	0	0
Career	32-26	82	45	127	8.5-29	3.5-17	1-1	0	1	9

#44 DL KELVIN GILLIAM

YEAR	GP-GS	UT	AT	TOTAL	TFL	SACKS	INT	FF	FR	PBU
2021	2-0	1	1	2	0.0-0	0.0-0	0-0	0	0	0
Career	2-0	1	1	2	0.0-0	0.0-0	0-0	0	0	0

#9 CB D.J. GRAHAM

YEAR	GP-GS	UT	AT	TOTAL	TFL	SACKS	INT	FF	FR	PBU
2020	8-1	15	6	21	1.0-3	0.0-0	1-8	0	0	1
2021	2-0	6	3	9	0.0-0	0.0-0	0-0	0	0	1
Career	10-1	21	9	30	1.0-3	0.0-0	1-8	0	0	2

#0 RB ERIC GRAY (*AT TENNESSEE)

YEAR	GP-GS	RUSH	AVG	TD	LG	REC	AVG	TD	LG
2019*	13-0	101-539	5.3	4	94	13-115	8.8	1	23
2020*	9-5	157-772	4.9	4	33	30-254	8.5	2	31
2021	2-2	18-101	5.6	0	18	2-14	7.0	1	20
Career	24-7	276-1,412	5.1	8	94	45-383	8.5	4	31

#14 DL REGGIE GRIMES

YEAR	GP-GS	UT	AT	TOTAL	TFL	SACKS	INT	FF	FR	PBU
2020	8-0	4	1	5	1.0-1	1.0-1	0-0	0	0	0
2021	2-1	1	2	3	1.5-14	1.5-14	0-0	1	0	0
Career	10-1	5	3	8	2.5-15	2.5-15	0-0	1	0	0

#18 TE/H-BACK CARSTEN GROOS

YEAR	GP-GS	REC	YDS	AVG	TD	LONG
2021	1-0	1	8	8.0	0	8
Career	1-0	1	8	8.0	0	8

#27 TE/H-BACK JEREMIAH HALL

YEAR	GP-GS	RUSH	AVG	TD	LG	REC	AVG	TD	LG
2017									
2018	14-1	4-21	5.2	0	8	2-36	18.0	0	34
2019	14-11	2-7	3.5	0	8	16-169	10.6	3	30
2020	11-10	1-0	0.0	0	0	18-218	12.1	5	30
2021	2-0	1-6	6.0	0	6	5-40	8.0	0	16
Career	41-22	8-34	4.3	0	8	41-463	11.3	8	34

#17 DB DAMOND HARMON

YEAR	GP-GS	UT	AT	TOTAL	TFL	SACKS	INT	FF	FR	PBU
2021	1-0	1	2	3	0.0-0	0.0-0	0-0	0	0	0
Career	1-0	1	2	3	0.0-0	0.0-0	0-0	0	0	0

#11 WR JADON HASELWOOD

YEAR	GP-GS	REC	YDS	AVG	TD	LONG
2019	13-0	19	272	14.3</		

#6 WR CODY JACKSON

YEAR	GP-GS	REC	YDS	AVG	TD	LONG
2021	1-0	3	31	10.3	0	12
Career	1-0	3	31	10.3	0	12

#88 DL JORDAN KELLEY

YEAR	GP-GS	UT	AT	TOTAL	TFL	SACKS	INT	FF	FR	PBU
2018	2-0	0	2	2	0.0-0	0.0-0	0-0	0	0	0
2019	1-0	0	0	0	0.0-0	0.0-0	0-0	0	0	0
2020	10-0	2	7	9	2.0-12	0.5-4	0-0	0	0	0
2021	1-0	2	0	2	0.0-0	0.0-0	0-0	1	0	0
Career	14-0	4	9	13	2.0-12	0.5-4	0-0	1	0	0

#19 OLB CALEB KELLY

YEAR	GP-GS	UT	AT	TOTAL	TFL	SACKS	INT	FF	FR	PBU
2016	11-6	22	14	36	3.0-8	1.0-6	0-0	0	0	1
2017	14-13	36	20	56	3.5-14	1.0-5	1-0	2	2-18	2
2018	12-5	33	28	61	4.5-30	3.0-23	0-0	2	1-10	1
2019	4-0	3	4	7	0.0-0	0.0-0	0-0	0	0-0	0
2020	REDSHIRTED									
2021	2-0	2	1	3	0.0-0	0.0-0	0-0	0	0	0
Career	43-24	96	67	163	11.0-52	5.0-34	1-0	4	3-28	4

#25 RB JADEN KNOWLES

YEAR	GP-GS	RUSH	AVG	TD	LG	REC	AVG	TD	LG
2021	2-0	4-37	9.3	2	29	0-0	—	0	—
Career	2-0	4-37	9.3	2	29	0-0	—	0	—

#12 S KEY LAWRENCE (*AT TENNESSEE)

YEAR	GP-GS	UT	AT	TOTAL	TFL	SACKS	INT	FF	FR	PBU
2020*	10-0	3	5	8	0.0-0	0.0-0	0	0	0	1
2021	2-0	2	0	2	0.0-0	0.0-0	0	0	0	0
Career	12-0	5	5	10	0.0-0	0.0-0	0	0	0	1

#7 CB LATRELL McCUTCHIN

YEAR	GP-GS	UT	AT	TOTAL	TFL	SACKS	INT	FF	FR	PBU
2021	2-0	2	0	2	0.0-0	0.0-0	0-0	0	0	0
Career	2-0	2	0	2	0.0-0	0.0-0	0-0	0	0	0

#38 LB BRYAN MEAD

YEAR	GP-GS	UT	AT	TOTAL	TFL	SACKS	INT	FF	FR	PBU
2017	13-0	3	4	7	0.0-0	0.0-0	0-0	0	0	0
2018	14-0	3	3	6	0.0-0	0.0-0	0-0	0	0	0
2019	14-0	2	6	8	0.0-0	0.0-0	0-0	0	0	0
2020	11-0	13	15	28	0.5-4	0.5-4	0-0	1	0	1
2021	2-0	1	0	1	0.0-0	0.0-0	0-0	0	0	0
Career	54-0	22	28	50	0.5-4	0.5-4	0-0	1	0	1

#17 WR MARVIN MIMS

YEAR	GP-GS	RUSH	AVG	TD	LG	REC	AVG	TD	LG
2020	11-1	2-17	8.5	0	17	37-610	16.5	9	61
2021	2-2	0-0	0.0	0	0	6-136	22.7	0	50
Career	13-3	2-17	8.5	0	17	43-746	17.3	9	61

#3 LB JAMAL MORRIS

YEAR	GP-GS	UT	AT	TOTAL	TFL	SACKS	INT	FF	FR	PBU
2019	1-0	0	0	0	0.0-0	0.0-0	0-0	0	0	0
2020	10-0	3	2	5	0.0-0	0.0-0	0-0	0	0	0
2021	1-0	1	0	1	0.0-0	0.0-0	0-0	0	0	0
Career	12-0	4	2	6	0.0-0	0.0-0	0-0	0	0	0

#29 S JORDAN MUKES

YEAR	GP-GS	UT	AT	TOTAL	TFL	SACKS	INT	FF	FR	PBU
2021	2-0	1	1	2	0.0-0	0.0-0	0-0	0	0	0
Career	2-0	1	1	2	0.0-0	0.0-0	0-0	0	0	0

#46 P REEVES MUNDSCHAU

YEAR	GP-GS	PUNTS-YDS	AVG	LONG	TB	FC	I20	50+	BLK
2017	REDSHIRTED								
2018	0-0	—	—	—	—	—	—	—	—
2019	14-0	38-1,612	42.4	67	2	19	12	8	0
2020	11-0	38-1,486	39.1	58	1	18	13	4	1
Career	25-0	76-3,098	40.8	67	3	37	25	12	1

#7 QB SPENCER RATTLER

YEAR	GP-GS	C-A	PCT	YDS	AVG/G	TD	INT	LG	RUSH	YDS	AVG	TD	LG
2019	3-0	7-11	64.0	81	27.0	1	0	33	3	23	7.7	0	8
2020	11-11	214-317	67.5	3,031	275.5	28	7	61	81	160	2.0	6	25
2021	2-2	50-65	76.9	547	273.5	6	2	50	12	36	3.0	1	22
Career	16-13	271-393	68.9	3,659	228.7	35	9	61	96	219	2.3	7	25

#31 DL JALEN REDMOND

YEAR	GP-GS	UT	AT	TOTAL	TFL	SACKS	INT	FF	FR	PBU
2018	3-0	4	2	6	2.5-9	0.0-0	0	0	0-0	0
2019	13-4	14	9	23	11.0-56	6.5-50	0	1	0-0	2
2020	REDSHIRTED — DID NOT PLAY									
2021	2-2	2	2	4	0.5-2	0.5-2	0	0	1-0	0
Career	18-5	20	13	33	14.0-67	7.0-52	0	1	1-0	2

#92 DL KORI ROBERSON

YEAR	GP-GS	UT	AT	TOTAL	TFL	SACKS	INT	FF	FR	PBU
2019	4-0	1	0	1	1.0-3	0.0-0	0-0	0	0	0
2020	10-0	4	7	11	3.5-8	1.0-4	0-0	0	0	1
2021	1-0	0	2	2	0.5-1	0.5-1	0-0	0	0	0
Career	15-0	5	9	14	5.0-12	1.5-5	0-0	0	0	1

#19 QB RALPH RUCKER

YEAR	GP-GS	C-A	PCT	YDS	AVG/G	TD	INT	LG	RUSH	YDS	AVG	TD	LG
2021	1-0	2-2	100.0	20	20.0	0	0	12	0	0	0.0	0	0
Career	1-0	2-2	100.0	20	20.0	0	0	12	0	0	0.0	0	0

#1 QB TANNER SCHAFER

YEAR	GP-GS	C-A	PCT	YDS	AVG/G	TD	INT	LG	RUSH	YDS	AVG	TD	LG
2016	REDSHIRTED												
2017	1-0	3-5	60.0	18	18.0	0	0	7	0	0	0.0	0	0
2018	1-0	0-0	0.0	0	0.0	0	0	0	0	0	0.0	0	0
2019	0-0	0-0	0.0	0	0.0	0	0	0	0	0	0.0	0	0
2020	1-0	0-0	0.0	0	0.0	0	0	0	0	0	0.0	0	0
Career	3-0	3-5	60.0	18	9.0	0	0	7	0	0	0.0	0	0

#20 OLB CLAYTON SMITH

YEAR	GP-GS	UT	AT	TOTAL	TFL	SACKS	INT	FF	FR	PBU
2021	2-0	0	1	1	0.0-0	0.5-2	0-0	0	1-0	0
Career	2-0	0	1	1	0.0-0	0.5-2	0-0	0	1-0	0

#89 WR DAMON SMITH

YEAR	GP-GS	REC	YDS	AVG	TD	LONG
2020	2-0	2	7	3.5	0	14
Career	2-0	2	7	3.5	0	14

#18 TE/H-BACK AUSTIN STOGNER

YEAR	GP-GS	REC	YDS	AVG	TD	LONG
2019	14-0	7	66	9.4	2	19
2020	8-4	26	422	16.2	3	41
2021	2-2	4	49	12.3	0	20
Career	24-6	37	537	14.5	5	41

#96 DL LARON STOKES

YEAR	GP-GS	UT	AT	TOTAL	TFL	SACKS	INT	FF	FR	PBU
2019	13-10	6	9	15	4.5-13	0.5-2	0-0	0	0	0
2020	8-5	4	8	12	2.5-5	1.0-4	0-0	0	0	1
2021	2-0	1	0	1	0.0-0	0.0-0	0-0	0	0	0
Career	23-15	11	17	28	7.0-18	1.5-6	0-0	0	0	1

#12 WR DRAKE STOOPS

YEAR	GP-GS	REC	YDS	AVG	TD	LONG
2018	2-0	2	16	8.0	0	8
2019	14-0	8	95	11.9	0	19
2020	10-6	15	219	14.6	2	51
2021	1-0	1	13	13.0	0	13
Career	27-6	26	343	13.2	2	51

#33 DE MARCUS STRIPLING

YEAR	GP
------	----

#95 DL ISAAH THOMAS

YEAR	GP-GS	UT	AT	TOTAL	TFL	SACKS	INT	FF	FR	PBU
2017					REDSHIRTED					
2018	9-0	2	2	4	0.0-0	0.0-0	0-0	0	0	1
2019	11-0	5	2	7	2.0-16	2.0-16	0-0	0	0	0
2020	11-11	20	12	32	13.0-74	8.5-60	0-0	1	2-0	2
2021	2-1	5	1	6	2.0-12	2.0-12	0-0	2	0	0
Career	33-12	32	17	49	17.0-102	12.5-88	0-0	3	2-0	3

#37 P MICHAEL TURK (*AT LAFAYETTE; *AT ARIZONA STATE)

YEAR	GP-GS	PUNTS-YDS	AVG	LONG	TB	FC	I20	50+	BLK
2017*	11-0	67-2,863	42.7	64	3	15	18	16	0
2018*					REDSHIRTED				
2019*	13-0	67-3,082	46.0	75	7	22	36	23	0
2020*	4-0	14-661	47.2	58	4	2	6	5	0
2021	1-0	1-57	57.0	57	0	0	0	1	0
Career	29-0	149-6,663	44.7	75	14	39	60	45	0

#32 S DELARRIN TURNER-YELL

YEAR	GP-GS	UT	AT	TOTAL	TFL	SACKS	INT	FF	FR	PBU
2018	7-0	7	5	12	0.0-0	0.0-0	0-0	0	0	1
2019	13-13	60	15	75	5.5-14	0.0-0	0-0	0	0	3
2020	10-8	32	20	52	2.0-5	0.5-4	1-42	0	0	1
2021	2-2	10	3	13	0.0-0	0.0-0	0-0	0	0	0
Career	32-23	109	43	152	7.5-19	0.5-4	1-42	0	0	5

#2 LB DAVID UGWOGEBU

YEAR	GP-GS	UT	AT	TOTAL	TFL	SACKS	INT	FF	FR	PBU
2019	14-1	14	5	19	4.0-13	1.0-5	0-0	0	0	1
2020	11-3	16	18	34	3.0-13	1.0-7	1-0	0	0	0
2021	2-2	4	1	5	1.0-2	1.0-2	0-0	0	0	0
Career	26-5	34	24	58	8.0-28	3.0-14	1-0	0	0	1

#30 OLB BRYNDEN WALKER

YEAR	GP-GS	UT	AT	TOTAL	TFL	SACKS	INT	FF	FR	PBU
2020	10-0	4	2	6	0.5-5	0.5-5	0-0	0	0	0
Career	10-0	4	2	6	0.5-5	0.5-5	0-0	0	0	0

#15 S BRYSON WASHINGTON

YEAR	GP-GS	UT	AT	TOTAL	TFL	SACKS	INT	FF	FR	PBU
2020	4-0	3	5	8	0.5-0	0.0-0	0-0	0	0	0
2021	2-0	1	2	3	0.0-0	0.0-0	1-37	0	1	0
Career	6-0	4	7	11	0.5-0	0.0-0	1-37	0	1	0

#0 CB WOODI WASHINGTON

YEAR	GP-GS	UT	AT	TOTAL	TFL	SACKS	INT	FF	FR	PBU
2019	4-0	5	10	15	0.0-0	0.0-0	0-0	0	0	0
2020	10-5	32	13	45	0.0-0	0.0-0	2-0	0	0	4
2021	2-2	3	2	5	0.0-0	0.0-0	0-0	0	0	0
Career	16-7	40	25	65	0.0-0	0.0-0	2-0	0	0	4

#10 WR THEO WEASE

Year	GP-GS	Rec	Yds	Avg	TD	Long	Rush	Yds	Avg	TD	Long
2019	13-0	8	136	17.0	2	37	0	0	0.0	0	-
2020	11-11	37	530	14.3	4	48	1	-10	-10.0	0	-10
Career	24-11	45	666	14.8	6	48	1	-10	-10.0	0	-10

#81 WR TREVON WEST

YEAR	GP-GS	REC	YDS	AVG	TD	LONG
2020	8-0	4	59	14.8	0	23
2021	1-0	1	-3	-3.0	0	0
Career	9-0	5	56	11.2	0	23

#45 OLB JOSEPH WETÉ

YEAR	GP-GS	UT	AT	TOTAL	TFL	SACKS	INT	FF	FR	PBU
2020	9-0	1	0	1	0.0-0	0.0-0	0-0	0	0	0
2021	1-0	0	1	1	0.0-0	0.0-0	0-0	0	0	0
Career	10-0	1	1	2	0.0-0	0.0-0	0-0	0	0	0

#23 LB DASHAUN WHITE

YEAR	GP-GS	UT	AT	TOTAL	TFL	SACKS	INT	FF	FR	PBU
2018	14-0	5	8	13	0.0-0	0.0-0	0-0	0	0	0
2019	14-14	30	22	52	3.5-11	1.0-8	0-0	0	1	0
2020	11-10	20	18	38	5.0-19	2.5-15	0-0	0	0	2
2021	2-2	2	3	5	0.5-1	0.0-0	0-0	0	0	0
Career	41-26	57	51	108	9.0-31	3.5-23	0-0	0	1	2

#13 LB SHANE WHITTER

YEAR	GP-GS	UT	AT	TOTAL	TFL	SACKS	INT	FF	FR	PBU
2020	9-0	4	5	9	0.5-1	0.0-0	0-0	0	0	1
2021	2-0	2	1	3	0.5-1	0.0-0	0-0	0	1	0
Career	10-0	6	6	12	1.0-2	0.0-0	0-0	0	1	1

#13 QB CALEB WILLIAMS

YEAR	GP-GS	C-A	PCT	YDS	AVG/G	TD	INT	LG	RUSH	YDS	AVG	TD	LG
2021	2-0	5-10	50.0	84	42.0	0	0	57	5	61	12.2	1	59
Career	2-0	5-10	50.0	84	42.0	0	0	57	5	61	12.2	1	59

#4 WR MARIO WILLIAMS

YEAR	GP-GS	REC	YDS	AVG	TD	LONG
2021	2-0	10	86	8.6	2	16
Career	2-0	10	86	8.6	2	16

#9 TE/H-BACK BRAYDEN WILLIS

YEAR	GP-GS	REC	YDS	AVG	TD	LONG
2018	13-0	1	29	29.0	0	29
2019	14-2	11	168	15.3	3	25
2020	5-2	9	110	12.2	1	21
2021	2-0	2	51	25.5	0	28
Career	34-4	23	358	15.6	4	29

#8 DL PERRION WINFREY

YEAR	GP-GS	UT	AT	TOTAL	TFL	SACKS	INT	FF	FR	PBU
2020	11-8	9	10	19	6.0-20	0.5-3	0-0	0	0	3
2021	2-2	1	4	5	2.5-8	2.0-7	0-0	0	0	0
Career	13-10	10	14	24	8.5-28	2.5-10	0-0	0	0	3

#8 WR MICHAEL WOODS II (*AT ARKANSAS)

Year	GP-GS	Rec	Yds	Avg	TD	Long	Rush	Yds	Avg	TD	Long
2018*	10-7	18	206	11.4	1	29	0	0	0.0	0	-
2019*	12-12	33	423	12.8	4	62	0	0	0.0	0	-
2020*	10-10	32	619	19.3	5	82	1	2	2.0	0	2
2021	2-2	6	44	7.3	1	12	0	0	0.0	0	-
Career	34-31	89	1,292	14.5	11	82	1	1	1.0	0	2

CAREER HIGHS

#24 LB BRIAN ASAMOAH

Tackles:..... 9 vs. Texas (10/10/20)
 TFL:1.0 (7x) MR: vs. Baylor (12/5/20)
 Sacks:.....1.0 (3x) MR: at TCU (10/24/20)
 INT: N/A
 PBU: 1 (4x) MR: vs. Baylor (12/5/20)

#11 OLB NIK BONITTO

Tackles:..... 6 (2x) MR: vs. Okla. State (11/21/20)
 TFL: 3.0 vs. Kansas (11/7/20)
 Sacks:..... 3.0 vs. Kansas (11/7/20)
 INT: 1 at Baylor (11/16/19)
 PBU: 1 (6x) MR: vs. Okla. State (11/21/20)

#5 DB BILLY BOWMAN

Tackles:..... 4 vs. Tulane (9/4/21)
 TFL: 1.0 vs. Tulane (9/4/21)
 Sacks:..... N/A
 INT: N/A
 PBU: 1 vs. Tulane (9/4/21)

#25 S JUSTIN BROILES

Tackles:..... 11 vs. LSU (12/28/19)
 TFL:1.0 (2x) MR: vs. Texas (10/12/19)
 Sacks:..... N/A
 INT: N/A
 PBU:1 (3x) MR: at UCLA (9/14/19)

#94 DL ISAIAH COE

Tackles:..... 2 vs. W. Carolina (9/11/21)
 TFL:1.0 vs. W. Carolina (9/11/21)
 Sacks:.....1.0 vs. W. Carolina (9/11/21)
 INT: N/A
 PBU: N/A

#22 S JEREMIAH CRIDDELL

Tackles:..... 3 at TCU (10/24/20)
 TFL:0.5 vs. W. Carolina (9/11/21)
 Sacks:..... N/A
 INT: N/A
 PBU: N/A

#16 WR BRIAN DARBY

Rec: 3 vs. Tulane (9/4/21)
 Yards:.....26 vs. Tulane (9/4/21)
 TDs: N/A

#4 CB JADEN DAVIS

Tackles:..... 6 (2x) MR: at Kansas State (10/26/19)
 TFL: N/A
 Sacks:..... N/A
 INT: 1 vs. South Dakota (9/7/19)
 PBU: 1 (3x) MR: vs. Baylor (12/5/20)

#40 DE ETHAN DOWNS

Tackles:..... 2 vs. W. Carolina (9/11/21)
 TFL:1.0 vs. W. Carolina (9/11/21)
 Sacks:..... N/A
 INT: N/A
 PBU: N/A

#1 CB JOSHUA EATON

Tackles:..... 1 (5x) MR: vs. W. Carolina (9/11/21)
 TFL: N/A
 Sacks:..... N/A
 INT: N/A
 PBU: N/A

#90 DL JOSH ELLISON

Tackles:..... 3 (4x) MR: vs. Tulane (9/4/21)
 TFL: 0.5 (3x) MR: Tulane (9/4/21)
 Sacks:..... 0.5 (2x) MR: Tulane (9/4/21)
 INT: N/A
 PBU: 1 vs. Baylor (12/5/20)

#10 S PAT FIELDS

Tackles:..... 12 vs. Texas (10/10/20)
 TFL: 1.5 vs. Tulane (9/4/21)
 Sacks:..... 1.0 (2x) MR: vs. Texas (10/12/19)
 INT: 1 vs. Iowa State (12/19/20)
 PBU: 3 at Iowa State (10/3/20)

#44 DL KELVIN GILLIAM

Tackles:..... 2 vs. W. Carolina (9/11/21)
 TFL: N/A
 Sacks:..... N/A
 INT: N/A
 PBU: N/A

#9 CB D.J. GRAHAM

Tackles:..... 6 vs. Tulane (9/4/21)
 TFL: 1 vs. Baylor (12/5/20)
 Sacks:..... N/A
 INT: 1 vs. Baylor (12/5/20)
 PBU: 1 (2x) MR: vs. Tulane (9/4/21)

#0 RB ERIC GRAY (*AT TENNESSEE)

Rush: *31 at Arkansas (11/7/20)
 Yards:..... *246 vs. Vanderbilt (11/30/19)
 TDs: *3 vs. Vanderbilt (11/30/19)
 Rec: *8 at Georgia (10/10/20)
 Yards:..... *54 at Georgia (10/10/20)
 TD: 1 (4x[1xOU]) MR: vs. W. Carolina (9/11/21)

#14 DL REGGIE GRIMES

Tackles:..... 2 (3x) MR: vs. Tulane (9/4/21)
 TFL: 1.0 (2x) MR: vs. Tulane (9/4/21)
 Sacks:..... 1.0 (2x) MR: vs. Tulane (9/4/21)
 INT: N/A
 PBU: N/A

#18 TE/H-BACK CARSTEN GROOS

Rush: 1 vs. W. Carolina (9/11/21)
 Yards:..... 8 vs. W. Carolina (9/11/21)
 TDs: N/A

#27 TE/H-BACK JEREMIAH HALL

Rush: 4 vs. Kansas (11/5/18)
 Yards:..... 21 vs. Kansas (11/5/18)
 TDs: N/A
 Rec: 5 at Iowa State (10/3/20)
 Yards:..... 37 at Iowa State (10/3/20)
 TDs: 2 at Iowa State (10/3/20)

#17 DB DAMOND HARMON

Tackles:..... 3 vs. W. Carolina (9/11/21)
 TFL: N/A
 Sacks:..... N/A
 INT: N/A
 PBU: N/A

#11 WR JADON HASELWOOD

Rec: 6 vs. Texas Tech (9/28/19)
 Yards:..... 78 vs. South Dakota (9/7/19)
 TDs: 2 vs. W. Carolina (9/11/21)

#23 RB TODD HUDSON

Rush: 9 vs. W. Carolina (9/11/21)
 Yards:..... 25 vs. W. Carolina (9/11/21)
 TDs: 2 vs. W. Carolina (9/11/21)

#6 WR CODY JACKSON

Rec: 3 vs. W. Carolina (9/11/21)
 Yards:..... 31 vs. W. Carolina (9/11/21)
 TDs: N/A

#88 DL JORDAN KELLEY

Tackles:..... 3 at TCU (10/24/20)
 TFL: 1.0 at TCU (10/24/20)
 Sacks:..... 0.5 vs. Kansas (11/7/20)
 INT: N/A
 PBU: N/A

#19 OLB CALEB KELLY

Tackles:..... 14 at WVU (11/23/18)
 TFL: 2.0 vs. Baylor (9/29/18)
 Sacks:..... 2.0 vs. Baylor (9/29/18)
 INT: 1 vs. Texas Tech (10/28/17)
 PBU: 1 (3x) MR: at West Virginia (11/23/18)

#25 RB JADEN KNOWLES

Rush: 4 vs. W. Carolina (9/11/21)
 Yards:..... 37 vs. W. Carolina (9/11/21)
 TDs: 2 vs. W. Carolina (9/11/21)
 Rec: 2 vs. W. Carolina (9/11/21)
 Yards:..... 65 vs. W. Carolina (9/11/21)
 TDs: N/A

#12 S KEY LAWRENCE (*AT TENNESSEE)

Tackles:..... *4 vs. Texas A&M (12/19/20)
 TFL: N/A
 Sacks:..... N/A
 INT: N/A
 PBU: *1 at Vanderbilt (12/12/20)

#7 CB LATRELL McCUTCHIN

Tackles:..... 4 vs. Tulane (9/4/21)
 TFL: 1.0 vs. Tulane (9/4/21)
 Sacks:..... N/A
 INT: N/A
 PBU: 1 vs. Tulane (9/4/21)

#38 LB BRYAN MEAD

Tackles:..... 7 vs. Baylor (12/5/20)
 TFL: 0.5 vs. Missouri State (9/12/20)
 Sacks:..... 0.5 vs. Missouri State (9/12/20)
 INT: N/A
 PBU: 1 at Texas Tech (10/31/20)

#17 WR MARVIN MIMS

Rec: 7 vs. Iowa State (12/19/20)
 Yards: 132 at TCU (10/24/20)
 TDs: 2 (2x) MR: at TCU (10/24/20)

#3 LB JAMAL MORRIS

Tackles: 2 vs. Kansas (11/7/20)
 TFL: N/A
 Sacks: N/A
 INT: N/A
 PBU: N/A

#29 S JORDAN MUKES

Tackles: 2 vs. W. Carolina (9/11/21)
 TFL: N/A
 Sacks: N/A
 INT: N/A
 PBU: N/A

#7 QB SPENCER RATTLER

Comp: 30 (2x) MR: vs. Tulane (9/4/21)
 Att: 41 vs. Kansas State (9/26/20)
 Pass Yds: 387 vs. Kansas State (9/26/20)
 Pass TDs: 5 vs. W. Carolina (9/11/21)
 Rush Yds: 51 vs. Texas (10/10/20)
 Rush TDs: 1 (7x) MR: vs. Tulane (9/4/21)

#92 DL KORI ROBERSON

Tackles: 3 vs. Kansas (11/7/20)
 TFL: 1.0 (2x) MR: vs. Baylor (12/5/20)
 Sacks: 1.0 at TCU (10/24/20)
 INT: N/A
 PBU: 1 vs. Baylor (12/5/20)

#19 QB RALPH RUCKER

Comp: 2 vs. W. Carolina (9/11/21)
 Att: 2 vs. W. Carolina (9/11/21)
 Pass Yds: 20 vs. W. Carolina (9/11/21)
 Pass TDs: N/A
 Rush Yds: N/A
 Rush TDs: N/A

#20 OLB CLAYTON SMITH

Tackles: 1 vs. Tulane (9/4/21)
 TFL: 0.5 1 vs. Tulane (9/4/21)
 Sacks: N/A
 INT: N/A
 PBU: N/A

#89 WR DAMON SMITH

Rec: 2 vs. Missouri State (9/12/20)
 Yards: 7 vs. Missouri State (9/12/20)
 TDs: N/A

#18 TE/H-BACK AUSTIN STOGNER

Rec: 6 vs. Texas (10/10/20)
 Yards: 83 vs. Kansas State (9/26/20)
 TDs: 2 at Baylor (11/16/19)

#96 DL LARON STOKES

Tackles: 3 (4x) MR: vs. Florida (12/30/20)
 TFL: 1.5 vs. West Virginia (10/19/19)
 Sacks: 0.5 vs. TCU (11/23/19)
 INT: N/A
 PBU: 1 vs. Baylor (12/5/20)

#28 LB DANNY STUTSMAN

Tackles: 8 vs. W. Carolina (9/11/21)
 TFL: 0.5 vs. W. Carolina (9/11/21)
 Sacks: N/A
 INT: N/A
 PBU: N/A

#12 WR DRAKE STOOPS

Rec: 3 vs. Kansas State (9/26/20)
 Yards: 93 vs. Kansas State (9/26/20)
 TDs: 1 (2x) MR: vs. Texas (10/10/20)

#33 DE MARCUS STRIPLING

Tackles: 2 vs. Kansas (11/7/20)
 TFL: 1.5 vs. Kansas (11/7/20)
 Sacks: 1.5 vs. Kansas (11/7/20)
 INT: N/A
 PBU: N/A

#31 TE/H-BACK JACKSON SUMLIN

Rec: 3 vs. W. Carolina (9/11/21)
 Yards: 19 vs. W. Carolina (9/11/21)
 TDs: N/A

#95 DL ISAIAH THOMAS

Tackles: 6 vs. Baylor (12/5/20)
 TFL: 3.0 vs. Baylor (12/5/20)
 Sacks: 2.5 vs. Baylor (12/5/20)
 INT: N/A
 PBU: 1 (3x) MR: vs. Okla. State (11/21/20)

#32 S DELARRIN TURNER-YELL

Tackles: 10 (2x) MR: vs. Tulane (9/4/21)
 TFL: 3.0 vs. Baylor (12/7/19)
 Sacks: 0.5 vs. Texas (10/10/20)
 INT: 1 vs. Missouri State (9/12/20)
 PBU: 1 (5x) MR: at Iowa State (10/3/20)

#2 LB DAVID UGWOGGBU

Tackles: 6 (2x) MR: vs. Baylor (12/5/20)
 TFL: 2.0 (2x) MR: vs. Texas (10/10/20)
 Sacks: 1.0 (2x) MR: vs. Texas (10/10/20)
 INT: 1 vs. Okla. State (11/21/20)
 PBU: 1 at Okla. State (11/30/20)

#30 LB BRYNDEN WALKER

Tackles: 2 at Texas Tech (10/31/20)
 TFL: 0.5 vs. Kansas (11/7/20)
 Sacks: 0.5 vs. Kansas (11/7/20)
 INT: N/A
 PBU: N/A

#0 CB WOODI WASHINGTON

Tackles: 10 vs. LSU (12/28/19)
 TFL: N/A
 Sacks: N/A
 INT: 1 (2x) MR: vs. Florida (12/30/20)
 PBU: 1 (4x) MR: vs. Florida (12/30/20)

#10 WR THEO WEASE

Rec: 8 vs. Texas (10/10/20)
 Yards: 105 at Texas Tech (10/31/20)
 TDs: 2 vs. Okla. State (11/21/20)

#81 WR TREVON WEST

Rec: 4 vs. Missouri State (9/12/20)
 Yards: 59 vs. Missouri State (9/12/20)
 TDs: N/A

#45 OLB JOSEPH WETÉ

Tackles: 1 vs. Missouri State (9/12/20)
 TFL: N/A
 Sacks: N/A
 INT: N/A
 PBU: N/A

#23 LB DaSHAUN WHITE

Tackles: 9 vs. Iowa State (11/9/19)
 TFL: 1.5 (2x) MR: at Iowa State (10/3/20)
 Sacks: 1.5 vs. Missouri State (9/12/20)
 INT: N/A
 PBU: 1 (2x) MR: at Texas Tech (10/31/20)

#13 LB SHANE WHITTER

Tackles: 5 vs. Kansas (11/7/20)
 TFL: 0.5 (2x) MR: vs. W. Carolina (9/11/21)
 Sacks: N/A
 INT: N/A
 PBU: 1 vs. Florida (12/30/20)

#13 QB CALEB WILLIAMS

Comp: 5 vs. W. Carolina (9/11/21)
 Att: 10 vs. W. Carolina (9/11/21)
 Pass Yds: 84 vs. W. Carolina (9/11/21)
 Pass TDs: N/A
 Rush Yds: 60 vs. W. Carolina (9/11/21)
 Rush TDs: 1 vs. Tulane (9/4/21)

#4 WR MARIO WILLIAMS

Rec: 6 vs. Tulane (9/4/21)
 Yards: 49 vs. W. Carolina (9/11/21)
 TDs: 1 (2x) MR: vs. W. Carolina (9/11/21)

#9 TE/H-BACK BRAYDEN WILLIS

Rec: 3 (2x) MR: vs. Iowa State (12/19/20)
 Yards: 51 vs. W. Carolina (9/11/21)
 TDs: 1 (4x) MR: vs. Baylor (12/5/20)

#8 DL PERRION WINFREY

Tackles: 4 vs. Baylor (12/5/20)
 TFL: 1.5 (2x) MR: vs. W. Carolina (9/11/21)
 Sacks: 1.5 vs. W. Carolina (9/11/21)
 INT: N/A
 PBU: 1 (3x) MR: vs. Baylor (12/5/20)

#8 WR MICHAEL WOODS II (*AT ARKANSAS)

Rec: *6 (2x) MR: at Auburn (10/10/20)
 Yards: *140 vs. LSU (11/21/20)
 TDs: *2 at Florida (11/14/20)

THE LAST TIME...

INDIVIDUAL

Rushed 30 times

OU: 37, Samaje Perine vs. Oklahoma State (12/3/16)
Opp.: 30, Justice Hill, Oklahoma State (11/4/17)

Rushed 40 times

OU: 55, Steve Owens at Oklahoma State (11/29/69)
Opp.: 40, Ricky Williams, Texas (10/11/97)

Rushed 50 times

OU: 55, Steve Owens at Oklahoma State (11/29/69)
Opp.: Has not happened since at least 1996

Rushed for 100 yards

OU: 186, Rhamondre Stevenson and 110, Marcus Major vs. Florida (12/30/20)
Opp.: 112, Sam Ehlinger, Texas (10/10/20)

Quarterback rushed for 100 yards

OU: 173, Jalen Hurts vs. TCU (11/23/19)
Opp.: 112, Sam Ehlinger, Texas (10/10/20)

Rushed for 200 yards

OU: 206, Trey Sermon at Texas Tech (11/3/18)
Opp.: 252, Pooka Williams, Kansas (11/17/18)

Rushed for 300 yards

OU: 427, Samaje Perine vs. Kansas (11/22/14)
Opp.: 331, Justin Crawford, West Virginia (11/19/16)

Rushed for 400 yards

OU: 427, Samaje Perine vs. Kansas (11/22/14)
Opp.: Never

Two 100-yard rushers

OU: 186, Rhamondre Stevenson and 110, Marcus Major vs. Florida (12/30/20)
Opp.: 142, Alex Delton and 108, Alex Barnes, Kansas State (10/21/17)

Three 100-yard rushers

OU: 146, Trevor Knight, 144, Alex Ross & 110 Samaje Perine at Iowa St. (11/1/14)
Opp.: Never

Had a 70-yard run from scrimmage

OU: 73, Seth McGowan vs. Florida (12/30/20)
Opp.: 75, Sony Michel, Georgia (11/1/18)

Had an 80-yard run from scrimmage

OU: 86, Kennedy Brooks vs. Kansas State (10/27/18)
Opp.: 81, D'Onta Freeman, Texas (10/10/15)

Had a 90-yard run from scrimmage

OU: 99, Abdul Adams at Baylor (9/23/17)
Opp.: 99, Eric Vann, Kansas (10/4/97)

Rushed for three touchdowns

OU: 3, Rhamondre Stevenson at Texas Tech (10/31/20)
Opp.: 3, Skylar Thompson, Kansas State (9/26/20)

Rushed for four touchdowns

OU: 4, Rodney Anderson vs. West Virginia (11/25/17)
Opp.: 4, Sam Ehlinger, Texas (10/10/20)

Rushed for five touchdowns

OU: 5, Samaje Perine vs. Kansas (11/22/14)
Opp.: Never

Rushed for six touchdowns

OU: 6, Quentin Griffin vs. Texas (10/7/00)
Opp.: Never

Passed for 300 yards

OU: 304, Spencer Rattler vs. Tulane (9/4/21)
Opp.: 322, Brock Purdy, Iowa State (12/19/20)

Passed for 400 yards

OU: 415, Jalen Hurts vs. Texas Tech (9/28/19)
Opp.: 493, Joe Burrow, LSU (12/28/19)

Passed for 500 yards

OU: 598, Baker Mayfield at Oklahoma State (11/4/17)
Opp.: 539, Will Grier, West Virginia (11/23/18)

Attempted 40 passes

OU: 41, Spencer Rattler vs. Kansas State (9/26/20)
Opp.: 44, Michael Pratt, Tulane (9/4/21)

Attempted 50 passes

OU: 71, Landry Jones vs. Oklahoma State (11/24/12)
Opp.: 56, Charlie Brewer, Baylor (12/5/20)

Attempted 60 passes

OU: 71, Landry Jones vs. Oklahoma State (11/24/12)
Opp.: 60, Charlie Brewer, Baylor (9/29/18)

Threw three touchdown passes

OU: 5, Spencer Rattler vs. Western Carolina (9/11/21)
Opp.: 7, Joe Burrow, LSU (12/28/19)

Threw four touchdown passes

OU: 5, Spencer Rattler vs. Western Carolina (9/11/21)
Opp.: 7, Joe Burrow, LSU (12/28/19)

Threw five touchdown passes

OU: 5, Spencer Rattler vs. Western Carolina (9/11/21)
Opp.: 7, Joe Burrow, LSU (12/28/19)

Threw six touchdown passes

OU: 6, Kyler Murray vs. Baylor (9/29/18)
Opp.: 7, Joe Burrow, LSU (12/28/19)

Non-quarterback touchdown pass

OU: 4 yards, Nick Basquine to Jalen Hurts at Oklahoma State (11/30/19)
Opp.: 9 yards, Pooka Williams to Jeremiah Booker, Kansas (11/17/18)

Caught 10 passes

OU: 10, CeeDee Lamb vs. Texas (10/12/19)
Opp.: 10, Xavier Hutchinson, Iowa State (12/19/20)

Had 100 yards receiving

OU: 117, Marvin Mims, vs. Tulane (9/4/21)
Opp.: 114, Xavier Hutchinson, Iowa State (12/19/20)

Two 100-yard receivers

OU: 185, CeeDeeLamb; 122, Charleston Rambo vs. Texas Tech (9/28/19)
Opp.: 225, Gary Jennings; 131, David Sills V, West Virginia (11/23/18)

Had 150 yards receiving

OU: 173, CeeDeeLamb vs. Baylor (12/7/19)
Opp.: 227, Justin Jefferson, LSU (12/28/19)

Had 200 yards receiving

OU: 243, Marquise Brown at West Virginia (11/23/18)
Opp.: 227, Justin Jefferson, LSU (12/28/19)

Had a 70-yard pass completion

OU: 71, Jalen Hurts to CeeDee Lamb vs. Baylor (12/7/19)
Opp.: 78, Skylar Thompson to Justin Gardner, Kansas State (9/26/20)

Had an 80-yard pass completion

OU: 82, Kyler Murray to CeeDee Lamb, vs. Kansas State (10/27/18)
Opp.: 81, Jacob Zeno to Trestan Ebner, Baylor (12/7/19)

Had a 90-yard pass completion

OU: 90, Eric Moore to P.J. Mills vs. Iowa State (10/7/95)
Opp.: 90, Jake Waters to Tyler Lockett, Kansas State (11/23/13)

Caught two touchdown passes

OU: 2, Jadon Haselwood vs. Western Carolina (9/11/21)
Opp.: 2, Cameron Carroll, Tulane (9/4/21)

Caught three touchdown passes

OU: 3, CeeDee Lamb vs. Texas (10/12/19)
Opp.: 4, Justin Jefferson, LSU (12/28/19)

Caught four touchdown passes

OU: 4, Kenny Stills at West Virginia (11/17/12)
Opp.: 4, Justin Jefferson, LSU (12/28/19)

100-yard rusher and 100-yard receiver

OU: 167 (rec.), CeeDee Lamb, 132 (rush), Kennedy Brooks vs. Iowa State (11/9/19)
Opp.: 137 (rush), Pooka Williams, 131 (rec.), Stephon Robinson, Kansas (10/5/19)

100-yard rusher and 100-yard receiver (same player)

OU: 151 (rush) and 139 (rec.) Rodney Anderson vs. TCU (11/11/17)
Opp.: Has not happened since at least 1996

150-yard rusher and 150-yard receiver

OU: 182 (rush), Kennedy Brooks and 114 (rush) Kyler Murray, 243 (rec.), Marquise Brown at West Virginia (11/23/18)
Opp.: 161 (rush), Zack Langer, 189 (rec.), Keyarris Garrett, Tulsa (9/19/15)

200-yard rusher and 200-yard receiver

OU: 263 (rush), Joe Mixon, 202 (rec.), Dede Westbrook at Texas Tech (10/22/16)
Opp.: 344 (rush), Tavon Austin, 205 (rec.), Stedman Bailey, West Virginia (11/17/12)

Returned a punt for a touchdown

OU: 71, Dede Westbrook vs. Kansas (10/29/16)
Opp.: 92, Tyreek Hill, Oklahoma State (12/6/14)

Returned a kickoff for a touchdown

OU: 97, Joe Mixon vs. Ohio State (9/17/16)
Opp.: 99, Kavontae Turpin, TCU (10/20/18)

Returned an interception for a touchdown

OU: 45, Tre Norwood vs. Florida (12/30/20)
Opp.: 98, Vernon Scott, TCU (11/23/19)

Returned a fumble for a touchdown

OU: 10, Caleb Kelly at West Virginia (11/23/18)
Opp.: 63, Cassius Sendish, Kansas (11/22/14)

Returned a blocked field goal for a touchdown

OU: 48, Darryl Bright vs. Texas Tech (11/21/98)
Opp.: Under research

Returned a blocked punt for a touchdown

OU: 0, Austin Stogner vs. West Virginia (10/19/19)
Opp.: 24, Nathan Jeffery, UTEP (9/1/12)

Had 10 tackles

OU: 10, Delarrin Turner-Yell vs. Tulane (9/4/21)
Opp.: 13, B.J. Foster; 11, DeMar Overshown; 10, Juwan Mitchell, Texas (10/10/20)

Had 15 tackles

OU: 15, Kenneth Murray vs. Alabama (12/29/18)
Opp.: 16, Garret Wallow, TCU (11/23/19)

Had 20 tackles

OU: 28, Kenneth Murray; 23, Curtis Bolton vs. Army (9/22/18)
Opp.: 21, Jalen Reeves-Maybin, Tennessee (9/12/15)

Had multiple interceptions

OU: 2, Tre Norwood at Texas Tech (10/31/20)
Opp.: 2, Dylan Haines, Texas (10/8/16)

Had at least 2.0 sacks

OU: 2.5, Isaiah Thomas vs. Baylor (12/5/20)
Opp.: 2.0, Kyron Johnson, Kansas (11/7/20)

Blocked a punt

OU: David Ugwoegbu vs. Texas (10/10/20)
Opp.: A.J. Parker, Kansas State (9/26/20)

Blocked a field goal

OU: Perrion Winfrey vs. Texas (10/10/20)
Opp.: Lorenzo Carter, Georgia (1/1/18)

Blocked an extra point attempt

OU: Amani Bledsoe vs. Texas (12/1/18)
Opp.: Team, Kansas (11/17/18)

Recorded a safety

OU: Tre Brown vs. Texas (12/1/18) (sack)
Opp.: Team, Texas A&M (11/6/10) (Bad snap thru end zone)

Made three field goals

OU: 4, Gabe Brkic vs. Tulane (9/4/21)
Opp.: 3, John Mayers, Baylor (12/7/19)

Made a 50-yard field goal

OU: 56, Gabe Brkic vs. Western Carolina (9/11/21)
Opp.: 55, Rodrigo Blankenship, Georgia (1/1/18)

Had a 70-yard punt

OU: 70, Jed Barnett at West Virginia (9/20/14)
Opp.: 73, Mike Brandtner, Iowa State (10/14/06)

Converted a two-point conversion

OU: Jalen Hurts pass to CeeDee Lamb at Kansas State (10/26/19)
Opp.: Deuce Watts rush, Tulane (9/4/21)

Returned a blocked PAT for a two-point conversion:

OU: Zack Sanchez at TCU (10/4/13)
Opp.: Quandre Diggs, Texas (10/13/12)

Returned a two-point PAT attempt for a two-point conversion:

OU: Robert Barnes at Texas Tech (11/3/18)
Opp.: N/A

TEAM**Scored 40 points**

OU: 76-0, vs. Western Carolina (9/11/21)
Opp: 45-53, Texas (10/10/20)

Scored 50 points

OU: 76-0, vs. Western Carolina (9/11/21)
Opp: 63-28, LSU (12/28/19)

Scored 60 points

OU: 76-0, vs. Western Carolina (9/11/21)
Opp: 63-28, LSU (12/28/19)

Scored 70 points

OU: 76-0, vs. Western Carolina (9/11/21)
Opp.: 73-21, Nebraska (11/2/96)

Posted a shutout

OU: 76-0, vs. Western Carolina (9/11/21)
Opp.: 29-0, at Texas A&M (11/7/98)

Rushed for 200 yards

OU: 277, vs. Western Carolina (9/11/21)
Opp.: 250, Florida (12/30/20)

Rushed for 300 yards

OU: 435, vs. Florida (12/30/20)
Opp.: 348, Kansas (11/17/18)

Rushed for 400 yards

OU: 435, vs. Florida (12/30/20)
Opp.: 458 at West Virginia (11/17/12)

Rushed for 500 yards

OU: 510, Kansas (11/22/14)
Opp.: Never

Rushed for 600 yards

OU: 768 vs. Kansas State (10/15/88)
Opp.: Never

Rushed for 700 yards

OU: 768 vs. Kansas State (10/15/88)
Opp.: Never

Rushed for less than 100 yards

OU: 97, vs. LSU (12/28/19)
Opp.: 55, Western Carolina (9/11/21)

Rushed for five touchdowns

OU: 5 vs. Western Carolina (9/11/21)
Opp.: 6, Kansas State (10/26/19)

Rushed for six touchdowns

OU: 6 vs. Kansas (11/7/20)
Opp.: 6, Kansas State (10/26/19)

Rushed for seven touchdowns

OU: 7, Texas Tech (10/24/15)
Opp.: 8, Nebraska (11/1/97)

Rushed for eight touchdowns

OU: 8, Florida A&M (9/8/12)
Opp.: 8, Nebraska (11/1/97)

Passed for 300 yards

OU: 347, vs. Western Carolina (9/11/21)
Opp.: 322, Iowa State (12/19/20)

Passed for 400 yards

OU: 484, vs. Missouri State (9/12/20)
Opp.: 532, LSU (12/28/19)

Passed for 500 yards

OU: 598, at Oklahoma State (11/4/17)
Opp.: 532, LSU (12/28/19)

Passed for less than 100 yards

OU: 39, Kansas (11/22/14)
Opp.: 65, TCU (11/23/19)

Passed for five touchdowns

OU: 5, vs. Western Carolina (9/11/21)
Opp.: 7, LSU (12/28/19)

Passed for six touchdowns

OU: 6, vs. South Dakota (9/7/19)
Opp.: 7, LSU (12/28/19)

Gained 500 yards total offense

OU: 624, vs. Western Carolina (9/11/21)
Opp.: 521, Florida (12/30/20)

Gained 600 yards total offense

OU: 624, vs. Western Carolina (9/11/21)
Opp.: 692, LSU (12/28/19)

Gained 700 yards total offense

OU: 733, vs. South Dakota (9/7/19)
Opp.: 704, West Virginia (11/23/18)

Gained 800 yards total offense

OU: 854, at Texas Tech (10/22/16)
Opp.: 854, Texas Tech (10/22/16)

Held under 100 total yards

OU: 83, vs. Navy (10/2/65)
Opp.: 44 vs. Idaho State (9/12/09)

Held under 200 total yards

OU: 171, vs. Texas (10/8/05)
Opp.: 178, vs. Western Carolina (9/11/21)

BEST OF THE 2000s

INDIVIDUAL

OFFENSE

Rushing Yards

427, Samaje Perine vs. Kansas (11/22/14)*
263, Joe Mixon at Texas Tech (10/22/16)
249, Adrian Peterson at Oklahoma State (10/30/04)
248, Quentin Griffin vs. Texas (10/12/02)
242, Samaje Perine at West Virginia (9/20/14)

Rushing Attempts

37, Samaje Perine vs. Oklahoma State (12/3/16)
36, Adrian Peterson at Kansas State (10/16/04)
35, Samaje Perine vs. Texas (10/8/16)
35, DeMarco Murray vs. Utah State (9/4/10)
35, Allen Patrick at Missouri (10/28/06)
35, Allen Patrick vs. Colorado (10/21/06)

Rushing Touchdowns

6, Quentin Griffin vs. Texas (10/7/00)*
5, Samaje Perine vs. Kansas (11/22/14)
5, DeMarco Murray vs. North Texas (9/1/07)
4, Done 8 times, MR:
Rodney Anderson vs. West Virginia (11/25/17)

Passing Yards

598, Baker Mayfield at Oklahoma State (11/4/17)*
554, Landry Jones at West Virginia (11/17/12)
545, Baker Mayfield at Texas Tech (10/22/16)
505, Landry Jones at Kansas State (10/29/11)
500, Landry Jones vs. Oklahoma State (11/24/12)

Pass Completions

46, Landry Jones vs. Oklahoma State (11/24/12)*
38, Landry Jones at West Virginia (11/17/12)
37, Landry Jones at Oklahoma State (11/27/10)
36, Done 5 times, MR: Landry Jones at Baylor (11/19/11)

Pass Attempts

71, Landry Jones vs. Oklahoma State (11/24/12)*
62, Landry Jones at Oklahoma State (11/27/10)
59, Landry Jones at Texas A&M (11/6/10)
58, Landry Jones at Nebraska (11/7/09)
55, Landry Jones vs. Texas Tech (10/22/11)

Passing Touchdowns

7, Baker Mayfield at Texas Tech (10/22/16)*
6, Kyle Murray vs. Baylor (9/29/18)
6, Landry Jones at West Virginia (11/17/12)
6, Landry Jones vs. Tulsa (9/19/09)
5, Done 19 times, MR: Spencer Rattler vs. Western Carolina (9/11/21)

Receptions

15, Sterling Shepard vs. Kansas State (10/18/14)*
15, Justin Brown vs. Oklahoma State (11/24/12)*
15, Jalen Saunders vs. Notre Dame (10/27/12)*
15, Ryan Broyles vs. Iowa State (10/16/10)*
14, Sterling Shepard at Baylor (11/14/15)
14, Ryan Broyles at Kansas State (10/29/11)
14, Ryan Broyles vs. Tulsa (9/3/11)

Receiving Yards

265, Marquise Brown at Oklahoma State (11/4/17)*
243, Marquise Brown at West Virginia (11/23/18)
232, Dede Westbrook vs. Texas (10/8/16)
217, Ryan Broyles at Kansas (10/15/11)
215, Sterling Shepard at TCU (10/4/14)

Receiving Touchdowns

4, Kenny Stills at West Virginia (11/17/12)*
4, Jermaine Gresham vs. Texas A&M (11/3/07)*
4, Trent Smith at Kansas (10/13/01)*
3, Done 15 times, MR: CeeDee Lamb vs. Texas Tech (9/28/19)

Total Offense

589, Baker Mayfield at Oklahoma State (11/4/17)*
572, Baker Mayfield vs. Tulsa (9/19/15)
564, Baker Mayfield at Texas Tech (10/22/16)
554, Landry Jones at West Virginia (11/17/12)
508, Jalen Hurts vs. Houston (9/1/19)

All-Purpose Yards

446, Samaje Perine vs. Kansas (11/22/14)*
377, Joe Mixon at Texas Tech (10/22/16)
316, Ryan Broyles vs. Oklahoma State (11/28/09)
301, Ryan Broyles at Kansas (10/15/11)
290, Rodney Anderson vs. TCU (11/11/17)

Tackles

28, Kenneth Murray vs. Army (9/22/18)
23, Curtis Bolton vs. Army (9/22/18)
19, Dominique Alexander vs. Texas (10/12/13)
19, Travis Lewis vs. Texas (10/11/08)
19, Lance Mitchell at Missouri (10/5/02)

Tackles for Loss

5.0, Pryce Macon vs. Nebraska (12/4/10)
5.0, Rufus Alexander vs. Middle Tennessee (9/23/06)
5.0, Teddy Lehman vs. Kansas State (12/6/03)
5.0, Jimmy Wilkerson at Baylor (11/4/00)
4.0, many times, MR: Ronnie Perkins at Baylor (11/16/19)

Sacks

3.0, 15 times, MR: Nik Bonitto vs. Kansas (11/7/20)

Interceptions

3, Tony Jefferson vs. Ball State (10/1/11)*
3, J.T. Thatcher vs. Kansas (9/30/00)*
2, 22 times, MR: Jordan Evans vs. Baylor (11/12/16)

Pass Breakups

5, Derrick Strait vs. Oklahoma State (11/24/01)
4, 9 times, MR: Tre Brown vs. Baylor (9/29/18)

SPECIAL TEAMS

Field Goals Made

4, 9 times, MR: Gabe Brkic vs. Tulane (9/4/21)*

LONGEST PLAYS

Rush

99, Abdul Adams at Baylor (9/23/17)*#
95, Damien Williams vs. Texas (10/13/12)#
92, DeMarco Murray vs. Utah State (9/15/07)#
89, Damien Williams vs. Florida A&M (9/8/12)#
86, Kennedy Brooks vs. Kansas State (10/27/18)#
84, Adrian Peterson vs. Oklahoma State (11/26/05)#

Pass Play

88, Baker Mayfield to Dede Westbrook vs. Kansas State (10/15/16)#
87, Kyle Murray to Marquise Brown vs. Tulane (9/16/17)#
86, Landry Jones to Cameron Kenney at OSU (11/27/10)#
86, Kyle Murray to CeeDee Lamb vs. Baylor (9/29/18)#
84, Baker Mayfield to Marquise Brown at Oklahoma State (11/4/17)#
82, Kyle Murray to CeeDee Lamb vs. Kansas State (10/27/18)#
82, Baker Mayfield to CeeDee Lamb vs. Tulane (9/16/17)#
82, Blake Bell to Jaz Reynolds vs. Tulsa (9/14/13)

Punt

85, Tress Way vs. Utah State (9/4/10)
75, Tress Way at TCU (12/1/12)
75, Michael Cohen at Texas A&M (11/4/06)
74, Tress Way vs. Oklahoma State (11/28/09)
73, Cody Freeby at Texas Tech (11/19/05)

Field Goal

56, Gabe Brkic vs. Western Carolina (9/11/21)
56, Gabe Brkic vs. Tulane (9/4/21)
55, Gabe Brkic vs. Tulane (9/4/21)
54, Gabe Brkic vs. Iowa State (12/19/20)
53, Michael Hunnicutt at Kansas State (10/29/11)
53, Garrett Hartley vs. Utah State (9/15/07)
52, Garrett Hartley vs. Texas (10/8/05)
51, Austin Seibert vs. West Virginia (11/25/17)
51, Gabe Brkic vs. Tulane (9/4/21)
51, Gabe Brkic at Iowa State (10/3/20)
50, Garrett Hartley at Nebraska (10/29/05)
50, Gabe Brkic vs. Baylor (12/5/20)
50, Gabe Brkic vs. Kansas (11/7/20)

Punt Return

91, Antonio Perkins at Tulsa (8/30/02)#
91, Jalen Saunders vs. Iowa State (11/16/13)#
90, Justin Brown vs. Kansas (10/20/12)#
87, Ryan Broyles vs. Oklahoma State (11/28/09)#
84, Antonio Perkins vs. UCLA (9/20/03)#

Kick Return

100, Alex Ross at West Virginia (9/20/14)*#
100, Roy Finch vs. Kansas (10/20/12)*#
100, Mark Bradley at Iowa State (10/4/03)#*
97, Joe Mixon vs. Ohio State (9/17/16)#
93, J.T. Thatcher at Kansas State (10/14/00)

Interception Return

100, Julian Wilson vs. Tennessee (9/13/14)*#
97, Derrick Strait at Texas Tech (11/22/03)
85, Dominique Franks at Kansas (10/24/09)#
85, J.T. Thatcher vs. Texas Tech (11/18/00)#
80, Jordan Evans at West Virginia (11/19/16)#

Fumble Return

69, Cory Heinecke at Air Force (9/1/01)*#
61, Reggie Smith vs. Miami (FL) (9/8/07)#
56, Jamell Fleming vs. Texas (10/8/11)#
53, Keenan Clayton vs. Texas Tech (11/22/08)

* School record

Play resulted in a touchdown

TEAM

OFFENSE

First Downs

44, vs. Oklahoma State (11/24/12)
 41, at Iowa State (11/1/14)
 39, vs. Missouri (12/6/08)
 38, vs. Tulsa (9/19/15)
 37, vs. Iowa State (10/16/10)

Rushing Yards

510, vs. Kansas (11/22/14)
 510, at Iowa State (11/1/14)
 435, vs. Florida (12/30/20)
 405, vs. Texas Tech (10/24/15)
 405, vs. Iowa State (11/16/13)
 384, at Texas Tech (11/15/14)

Rushing Attempts

66, vs. Iowa State (10/19/02)
 64, vs. TCU (11/23/19)
 64, at West Virginia (11/19/16)
 63, vs. Oklahoma State (12/6/14)
 61, vs. Texas A&M (11/8/03)
 61, vs. Texas Tech (11/23/02)

Rushing Touchdowns

8, vs. Florida A&M (9/8/12)
 7, vs. Texas Tech (10/24/15)
 7, vs. North Texas (9/1/07)
 7, vs. Texas (10/7/00)
 6, vs. Kansas (11/7/20)
 6, at Texas Tech (10/31/20)
 6, vs. Texas (10/13/12)
 6, vs. Missouri (12/6/08)

Passing Yards

598, at Oklahoma State (11/4/17)
 554, at West Virginia (11/17/12)
 545, at Texas Tech (10/22/16)
 520, at Kansas State (10/29/11)
 512, vs. Oklahoma State (11/24/12)

Pass Completions

47, vs. Oklahoma State (11/24/12)
 39, vs. Tulsa (9/3/11)
 39, vs. Tulsa (11/3/01)
 38, at West Virginia (11/17/12)
 37, at Oklahoma State (11/27/10)
 37, at Kansas State (10/29/11)

Pass Attempts

73, vs. Oklahoma State (11/24/12)
 62, at Oklahoma State (11/27/10)
 60, at Texas A&M (11/6/10)
 58, at Nebraska (11/7/09)
 55, vs. Texas Tech (10/22/11)

Passing Touchdowns

7, at Texas Tech (10/22/16)
 6, vs. South Dakota (9/7/19)
 6 vs. Baylor (9/29/18)
 6, at West Virginia (11/17/12)
 6, vs. Tulsa (9/19/09)
 6, vs. Miami (FL) (9/8/07)
 5, 24 times, MR: vs. Western Carolina (9/11/21)

Total Offense

854, at Texas Tech (10/22/16)
 785, at Oklahoma State (11/4/17)
 773, vs. Tulsa (9/19/15)
 751, at Iowa State (11/1/14)
 733, vs. South Dakota (9/7/19)
 710, at Kansas (10/31/15)

Points

79, vs. North Texas (9/1/07)
 77, vs. Texas A&M (11/8/03)
 76, vs. Western Carolina (9/11/21)
 70, vs. South Dakota (9/7/19)
 69, vs. Florida A&M (9/8/12)
 68, vs. UTEP (9/14/02)
 66, at Texas Tech (10/22/16)
 66, at Texas A&M (11/8/08)

DEFENSE

Fewest First Downs Allowed

1, vs. Chattanooga (8/30/08)
 3, vs. Colorado (12/4/04)
 3, vs. Texas A&M (11/8/03)
 5, vs. Colorado (10/21/06)
 5, vs. Iowa State (10/19/02)
 5, vs. Texas A&M (11/10/01)

Fewest Rush Yards Allowed

-48, at Baylor (11/18/06)
 -22, vs. Idaho State (9/12/09)
 -7, at Texas Tech (11/17/01)
 -7, vs. Texas (10/7/00)
 -4, vs. Colorado (12/4/04)

Fewest Pass Yards Allowed

13, vs. Arkansas (1/1/02)
 16, at Kansas (10/19/13)
 20, vs. Chattanooga (8/30/08)
 25, at Baylor (11/4/00)
 32, vs. Texas A&M (11/8/03)
 40, vs. Army (9/22/18)

Fewest Completions Allowed

2, vs. Arkansas (1/1/02)
 3, vs. Army (9/22/18)
 3, vs. Chattanooga (8/30/08)
 3, vs. Colorado (10/21/06)
 4, vs. Texas A&M (11/8/03)
 4, vs. Iowa State (10/19/02)

Fewest Total Yards Allowed

36, vs. Chattanooga (8/30/08)
 44, vs. Idaho State (9/12/09)
 46, vs. Colorado (12/4/04)
 50, vs. Arkansas (1/1/02)
 54, vs. Texas A&M (11/8/03)

Fewest Points Allowed

0, 15 times, MR: vs. Western Carolina (9/11/21)

Most Sacks Recorded

9, vs. Kansas (11/7/20)
 9, vs. Texas (10/12/19)
 9, vs. Arkansas (1/1/02)
 9, at Nebraska (10/29/05)
 8, vs. Texas (10/8/11)
 7, 7 times, MR: vs. West Virginia (10/3/15)

Most Interceptions Recorded

5, at Texas Tech (11/22/03)
 5, vs. Kansas (9/30/00)
 4, vs. Texas Tech (10/24/15)
 4, vs. Texas (10/6/01)
 3, 25 times, MR: vs. TCU (11/21/15)

Most Turnovers Forced

7, vs. Kansas (9/30/00)
 7, vs. UTEP (9/2/00)
 6, vs. Texas (10/11/03)
 5, 10 times, MR: vs. West Virginia (10/3/15)

2021 RESULTS (OVERALL: 2-0 | BIG 12: 0-0 | HOME: 2-0 | AWAY: 0-0 | NEUTRAL: 0-0)

Date	CFP/AP/C	Opponent (Rank)	TV	Site	Result	Attend.	Top Passer	Top Rusher	Top Receiver	Top Tackler
9/4	(NA/2/3)	Tulane	ABC	Norman	W, 40-35	42,206	Rattler (30-39-304-2, 1 TD)	Brooks (14-87-1)	Mims (5-137-0)	Turner-Yell (10)
9/11	(NA/4/4)	Western Carolina	PPV	Norman	W, 76-0	83,538	Rattler (20-26-243-0, 5TD)	Gray (9-74-0)	Williams (4-49-1)	Stutsman (8)
9/18	(NA/3/3)	Nebraska	FOX	Norman						
9/25		West Virginia	ABC	Norman						
10/2		at Kansas State		Manhattan, Kan.						
10/9		vs. Texas		Dallas, Texas						
10/16		TCU		Norman						
10/23		at Kansas		Lawrence, Kan.						
10/30		Texas Tech		Norman						
11/13		at Baylor		Waco, Texas						
11/20		Iowa State		Norman						
11/27		at Oklahoma State		Stillwater, Okla.						

TEAM STATISTICS

	OU	OPP
SCORING	116	35
Points Per Game	58.0	17.5
Points Off Turnovers	23	13
FIRST DOWNS	56	35
Rushing	20	11
Passing	32	20
Penalty	4	4
RUSHING YARDAGE	414	155
Yards gained rushing	442	218
Yards lost rushing	28	63
Rushing Attempts	73	59
Average Per Rush	5.7	2.6
Average Per Game	207.0	77.5
TDs Rushing	8	2
PASSING YARDAGE	661	419
Comp-Att-Int	58-78-2	48-81-1
Average Per Pass	8.5	5.2
Average Per Catch	11.4	8.7
Average Per Game	330.5	209.5
TDs Passing	6	3
TOTAL OFFENSE	1075	574
Total Plays	151	140
Average Per Play	7.1	4.1
Average Per Game	537.5	287.0
KICK RETURNS: #-Yards	0-0	5-116
PUNT RETURNS: #-Yards	4-23	1-16
INT RETURNS: #-Yards	1-37	2-0
KICK RETURN AVERAGE	0.0	23.2
PUNT RETURN AVERAGE	5.8	16.0
INT RETURN AVERAGE	37.0	0.0
FUMBLES-LOST	2-0	8-5
PENALTIES-Yards	13-130	10-78
Average Per Game	65.0	39.0
PUNTS-Yards	1-57	11-431
Average Per Punt	57.0	39.2
Net punt average	41.0	37.1
KICKOFFS-Yards	21-1361	6-340
Average Per Kick	64.8	56.7
Net kick average	40.2	40.0
TIME OF POSSESSION/Game	33:10	26:50
3RD-DOWN Conversions	11/24	7/29
3rd-Down Pct	46%	24%
4TH-DOWN Conversions	3/4	5/9
4th-Down Pct	75%	56%
SACKS BY-Yards	8-38	3--3
MISC YARDS	0	0
TOUCHDOWNS SCORED	14	5
FIELD GOALS-ATTEMPTS	6-7	0-1
ON-SIDE KICKS	0-0	1-1
RED-ZONE SCORES	(14-15) 93%	(5-6) 83%
RED-ZONE TOUCHDOWNS	(13-15) 87%	(5-6) 83%
PAT-ATTEMPTS	(14-14) 100%	(3-3) 100%
ATTENDANCE	125744	0
Games/Avg Per Game	2/62872	0/0
Neutral Site Games		0/0

SCORE BY QUARTERS

	1st	2nd	3rd	4th	OT	TOTAL
Oklahoma	31	51	20	14	—	116
Opponents	14	0	8	13	—	35

RUSHING

Name	G	Att	Gain	Loss	Net	Avg	TD	Long	Avg/G
Brooks, Kennedy	2	20	142	7	135	6.8	2	32	67.5
Gray, Eric	2	18	102	1	101	5.6	0	18	50.5
Williams, Caleb	2	5	66	5	61	12.2	1	59	30.5
Rattler, Spencer	2	12	59	2	57	4.8	1	22	28.5
Knowles, Jaden	2	4	37	0	37	9.2	2	29	18.5
Hudson, Todd	1	9	30	5	25	2.8	2	12	25.0
Hall, Jeremiah	2	1	6	0	6	6.0	0	6	3.0
TEAM	2	4	0	8	-8	-2.0	0	0	-4.0
Total	2	73	442	28	414	5.7	8	59	207.0
Opponents	2	59	218	63	155	2.6	2	17	77.5

PASSING

Name	G	Effic	Comp-Att-Int	Pct	Yds	TD	Long	Avg/G
Rattler, Spencer	2	171.92	50-65-2	76.9	547	6	50	273.5
Williams, Caleb	2	120.56	5-10-0	50.0	84	0	57	42.0
Rucker, Ralph	1	184.00	2-2-0	100.0	20	0	12	20.0
Williams, Mario	2	184.00	1-1-0	100.0	10	0	10	5.0
Total	2	165.80	58-78-2	74.4	661	6	57	330.5
Opponents	2	112.46	48-81-1	59.3	419	3	43	209.5

RECEIVING

Name	G	No	Yds	Avg	TD	Long	Avg/G
Williams, Mario	2	10	86	8.6	2	16	43.0
Haselwood, Jadon	2	8	66	8.2	2	24	33.0
Mims, Marvin	2	6	136	22.7	0	50	68.0
Woods, Michael II	2	6	44	7.3	1	12	22.0
Hall, Jeremiah	2	5	40	8.0	0	16	20.0
Stogner, Austin	2	4	49	12.2	0	20	24.5
Darby, Brian	2	4	42	10.5	0	16	21.0
Jackson, Cody	1	3	31	10.3	0	12	31.0
Sumlin, Jackson	2	3	19	6.3	0	11	9.5
Knowles, Jaden	2	2	65	32.5	0	57	32.5
Willis, Brayden	2	2	51	25.5	0	28	25.5
Gray, Eric	2	2	14	7.0	1	20	7.0
Stoops, Drake	1	1	13	13.0	0	13	13.0
Groos, Carsten	1	1	8	8.0	0	8	8.0
West, Trevon	2	1	-3	-3.0	0	0	-1.5
Total	2	58	661	11.4	6	57	330.5
Opponents	2	48	419	8.7	3	43	209.5

PUNT RETURNS

Name	No.	Yds	Avg	TD	Long
Mims, Marvin	4	23	5.8	0	21
Total	4	23	5.8	0	21
Opponents	1	16	16.0	0	16

KICK RETURNS

Name	No.	Yds	Avg	TD	Long
Total	0	0	0.0	0	0
Opponents	5	116	23.2	0	30

INTERCEPTIONS

Name	No.	Yds	Avg	TD	Long
Washington, Bryson	1	37	37.0	0	37
Total	1	37	37.0	0	37
Opponents	2	0	0.0	0	0

FUMBLE RETURNS

Name	No.	Yds	Avg	TD	Long
Total	0	0	0.0	0	0
Opponents	0	0	0.0	0	0

FIELD GOALS BY PLAYER

Name	FGM-FGA	Pct.	01-19	20-29	30-39	40-49	50-99	Lg	Blk
Brkic, Gabe	5-6	83.3	0-0	1-1	0-1	0-0	4-4	56	0
Schmit, Zach	1-1	100.0	0-0	0-0	0-0	1-1	0-0	46	0

FIELD GOALS SEQUENCE

	Oklahoma	Opponents
Tulane	(26),(51),(56),(55),31	41
Western Carolina	(56),(46)	-
Nebraska		
West Virginia		
Kansas State		
Texas		
TCU		
Kansas		
Texas Tech		
Baylor		
Iowa State		
Oklahoma State		

Numbers in (parentheses) indicate field goal was made

PUNTING

Name	No.	Yds.	Avg.	Long	TB	FC	I20	50+	Blkd
Turk, Michael	1	57	57.0	57	0	0	0	1	0
Total	1	57	57.0	57	0	0	0	1	0
Opponents	11	431	39.2	53	0	5	1	1	0

KICKOFFS

Name	No.	Yds.	Avg.	TB	OB	Ret.	Net	YdLn
Brkic, Gabe	15	971	64.7	11	0			
Schmit, Zach	6	390	65.0	5	0			
Total	21	1361	64.8	16	0	116	40.2	24
Opponents	6	340	56.7	4	0	0	40.0	25

SCORING

Name	TD	FGs	PAT Kick	PAT Rush	PAT Rcv	PAT Pass	DXP	Saf	Points
Brkic, Gabe	0	5-6	10-10	0-0	0	0-0	0	0	25
Williams, Mario	2	0-0	0-0	0-0	0	0-0	0	0	12
Hudson, Todd	2	0-0	0-0	0-0	0	0-0	0	0	12
Brooks, Kennedy	2	0-0	0-0	0-0	0	0-0	0	0	12
Haselwood, Jadon	2	0-0	0-0	0-0	0	0-0	0	0	12
Knowles, Jaden	2	0-0	0-0	0-0	0	0-0	0	0	12
Schmit, Zach	0	1-1	4-4	0-0	0	0-0	0	0	7
Gray, Eric	1	0-0	0-0	0-0	0	0-0	0	0	6
Rattler, Spencer	1	0-0	0-0	0-0	0	0-0	0	0	6
Woods, Michael II	1	0-0	0-0	0-0	0	0-0	0	0	6
Williams, Caleb	1	0-0	0-0	0-0	0	0-0	0	0	6
Total	14	6-7	14-14	0-0	0	0-0	0	0	116
Opponents	5	0-1	3-3	1-2	0	0-0	0	0	35

ALL-PURPOSE YARDS

Name	G	Rush	Rec	PR	KOR	IR	Tot	Avg/G
Mims, Marvin	2	0	136	23	0	0	159	79.5
Brooks, Kennedy	2	135	0	0	0	0	135	67.5
Gray, Eric	2	101	14	0	0	0	115	57.5
Knowles, Jaden	2	37	65	0	0	0	102	51.0
Williams, Mario	2	0	86	0	0	0	86	43.0
Haselwood, Jadon	2	0	66	0	0	0	66	33.0
Williams, Caleb	2	61	0	0	0	0	61	30.5
Rattler, Spencer	2	57	0	0	0	0	57	28.5
Willis, Brayden	2	0	51	0	0	0	51	25.5
Stogner, Austin	2	0	49	0	0	0	49	24.5
Hall, Jeremiah	2	6	40	0	0	0	46	23.0
Woods, Michael II	2	0	44	0	0	0	44	22.0
Darby, Brian	2	0	42	0	0	0	42	21.0
Washington, Bryson	2	0	0	0	0	37	37	18.5
Jackson, Cody	1	0	31	0	0	0	31	31.0
Hudson, Todd	1	25	0	0	0	0	25	25.0
Sumlin, Jackson	2	0	19	0	0	0	19	9.5
Stoops, Drake	1	0	13	0	0	0	13	13.0
Groos, Carsten	1	0	8	0	0	0	8	8.0
West, Trevon	2	0	-3	0	0	0	-3	-1.5
TEAM	2	-8	0	0	0	0	-8	-4.0
Total	2	414	661	23	0	37	1135	567.5
Opponents	2	155	419	16	116	0	706	353.0

TOTAL OFFENSE

Name	G	Plays	Rush	Pass	Total	Avg/G
Rattler, Spencer	2	77	57	547	604	302.0
Williams, Caleb	2	15	61	84	145	72.5
Brooks, Kennedy	2	20	135	0	135	67.5
Gray, Eric	2	18	101	0	101	50.5
Knowles, Jaden	2	4	37	0	37	18.5
Hudson, Todd	1	9	25	0	25	25.0
Rucker, Ralph	1	2	0	20	20	20.0
Williams, Mario	2	1	0	10	10	5.0
Hall, Jeremiah	2	1	6	0	6	3.0
TEAM	2	4	-8	0	-8	-4.0
Total	2	151	414	661	1075	537.5
Opponents	2	140	155	419	574	287.0

OFFENSIVE GAME-BY-GAME

PASSING (Quarterbacks only)

#7 Spencer Rattler	Att	Comp	INT	Pct	Yards	TD	Long	Sack	Yds	Effic
Tulane	39	30	2	76.9	304	1	50	1	-10	140.6
Western Carolina	26	20	0	76.9	243	5	28	1	2	218.9
TOTALS	65	50	2	76.9	547	6	50	2	-8	171.9

#13 Caleb Williams	Att	Comp	INT	Pct	Yards	TD	Long	Sack	Yds	Effic
Western Carolina	10	5	0	50.0	84	0	57	1	5	120.6
TOTALS	10	5	0	50.0	84	0	57	1	5	120.6

#19 Ralph Rucker	Att	Comp	INT	Pct	Yards	TD	Long	Sack	Yds	Effic
Western Carolina	2	2	0	100.0	20	0	12	0	0	184.0
TOTALS	2	2	0	100.0	20	0	12	0	0	184.0

RUSHING

Player	No-Yds/TD	TLN	WCU	NU	WVU	KSU	UT	TCU	KU	TTU	BU	ISU	OSU
Brooks, Kennedy	20-135/2	14-87/1	6-48/1										
Gray, Eric	18-101/0	9-27/0	9-74/0										
Williams, Caleb	5-61/1	1-1/1	4-60/0										
Rattler, Spencer	12-57/1	8-28/1	4-29/0										
Knowles, Jaden	4-37/2	-	4-37/2										
Hudson, Todd	9-25/2	DNP	9-25/2										
Hall, Jeremiah	1-6/0	-	1-6/0										
TEAM	4--8/0	3--6/0	1--2/0										

RECEIVING

Player	No-Yds/TD	TLN	WCU	NU	WVU	KSU	UT	TCU	KU	TTU	BU	ISU	OSU
Mims, Marvin	6-136/0	5-117/0	1-19/0										
Williams, Mario	10-86/2	6-37/1	4-49/1										
Haselwood, Jadon	8-66/2	4-47/0	4-19/2										
Knowles, Jaden	2-65/0	-	2-65/0										
Willis, Brayden	2-51/0	-	2-51/0										
Stogner, Austin	4-49/0	3-36/0	1-13/0										
Woods, Michael	6-44/1	4-36/0	2-8/1										
Darby, Brian	4-42/0	3-26/0	1-16/0										
Hall, Jeremiah	5-40/0	4-24/0	1-16/0										
Jackson, Cody	3-31/0	DNP	3-31/0										
Sumlin, Jackson	3-19/0	-	3-19/0										
Gray, Eric	2-14/1	1--6/0	1-20/1										
Stoops, Drake	1-13/0	DNP	1-13/0										
Groos, Carsten	1-8/0	DNP	1-8/0										
West, Trevon	1--3/0	1--3/0	-										

TEAM TOTALS

	Score	1st Downs	Rushing No-Yds-TD	Passing (C-A-I-Yds-TD)	Total Offense (Play-Yds)	Punts No.-Avg.	Fumbles No.-Lost	Penalties No.-Yds	KO Ret. No.-Yds	Punt Ret. No.-Yds	Int. Ret. No.-Yds.	3rd-Down Conv.	Time of Poss.
Tulane	35	24	32-100-2	27-45-0-296-3	77-396	3-49.7	4-3	6-48	2-37.0	0-0.0	2-0	4 of 14	26:37
Oklahoma	40	24	35-116-3	31-40-2-314-1	75-430	0-0.0	1-0	7-50	0-0	1-3	0-0	3 of 12	33:23
Western Carolina	0	11	27-55-0	21-36-1-123-0	63-178	8-35.2	4-2	4-30	3-79	1-16	0-0	3 of 15	27:01
Oklahoma	76	31	38-277-5	27-38-0-347-5	76-624	1-57.0	1-0	6-61	0-0	2-20	1-37	8 of 12	29:59
Nebraska													
Oklahoma													
West Virginia													
Oklahoma													
at Kansas State													
Oklahoma													
vs. Texas													
TCU													
Oklahoma													
Oklahoma													
at Kansas													
Texas Tech													
Oklahoma													
Oklahoma													
at Baylor													
Iowa State													
Oklahoma													
Oklahoma													
at Okla. State													

STARTING LINEUPS

OFFENSE	QB	RB	TE/H-BACK	WR	WR	WR	LT	LG	C	RG	RT
TULANE	Rattler	Gray	Stogner	Haselwood	Mims	Woods	Harrison	Hayes	Congel	Murray	Robinson
WESTERN CAROLINA	Rattler	Gray	Stogner	Haselwood	Mims	Woods	Harrison	Hayes	Congel	Murray	Robinson

NEBRASKA											
WEST VIRGINIA											
at Kansas State											
vs. Texas											
TCU											
at Kansas											
TEXAS TECH											
at Baylor											
IOWA STATE											
at Okla. State											

DEFENSE	DE	NG	DT	RUSH	MLB	WLB	CB	FS	SS	CB	NB
TULANE	Grimes	Winfrey	Redmond	Bonitto	Ugwoegbu	White	Washington	Fields	Turner-Yell	Davis	Bowman
WESTERN CAROLINA	Thomas	Winfrey	Redmond	Bonitto	Ugwoegbu	White	Washington	Fields	Turner-Yell	McCutchin	Bowman

NEBRASKA											
WEST VIRGINIA											
at Kansas State											
vs. Texas											
TCU											
at Kansas											
TEXAS TECH											
at Baylor											
IOWA STATE											
at Okla. State											

3RD-DOWN CONVERSIONS

Date	Opponent	Score	Overall		1st Qtr		2nd Qtr		3rd Qtr		4th Qtr		OT	
			Att	Conv	Att	Conv	Att	Conv	Att	Conv	Att	Conv	Att	Conv
Sept. 4	TULANE	W, 40-35	3-12	25.0%	1-1	100.0%	0-4	0.0%	1-3	33.3%	1-4	25.0%	—	—
Sept. 11	W. CAROLINA	W, 76-0	8-12	66.7%	1-2	50.0%	3-3	100.0%	3-4	75.0%	1-3	33.3%	—	—
Sept. 18	NEBRASKA													
Sept. 25	WEST VIRGINIA													
Oct. 2	at Kansas State													
Oct. 9	vs. Texas													
Oct. 16	TCU													
Oct. 23	at Kansas													
Oct. 30	TEXAS TECH													
Nov. 13	at Baylor													
Nov. 20	IOWA STATE													
Nov. 27	at Okla. State													

4TH-DOWN CONVERSIONS

Date	Opponent	Score	Overall		1st Qtr		2nd Qtr		3rd Qtr		4th Qtr		OT	
			Att	Conv	Att	Conv	Att	Conv	Att	Conv	Att	Conv	Att	Conv
Sept. 4	TULANE	W, 40-35	2-3	66.7%	0-0	0.0%	2-2	100.0%	0-1	0.0%	0-0	0.0%	—	—
Sept. 11	W. CAROLINA	W, 76-0	1-1	100.0%	0-0	0.0%	0-0	0.0%	0-0	0.0%	1-1	100.0%	—	—
Sept. 18	NEBRASKA													
Sept. 25	WEST VIRGINIA													
Oct. 2	at Kansas State													
Oct. 9	vs. Texas													
Oct. 16	TCU													
Oct. 23	at Kansas													
Oct. 30	TEXAS TECH													
Nov. 13	at Baylor													
Nov. 20	IOWA STATE													
Nov. 27	at Okla. State													

TIME OF POSSESSION

Date	Opponent	Score	Overall	1st Qtr		2nd Qtr		3rd Qtr		4th Qtr	
				Time	Time	Time	Time	Time	Time		
Sept. 4	TULANE	W, 40-35	33:22	7:59	10:08	6:08	9:07				
Sept. 11	W. CAROLINA	W, 76-0	29:59	8:14	7:55	8:12	5:38				
Sept. 18	NEBRASKA										
Sept. 25	WEST VIRGINIA										
Oct. 2	at Kansas State										
Oct. 9	vs. Texas										
Oct. 16	TCU										
Oct. 23	at Kansas										
Oct. 30	TEXAS TECH										
Nov. 13	at Baylor										
Nov. 20	IOWA STATE										
Nov. 27	at Okla. State										

OU GIVEAWAYS/TAKEAWAYS

Game	Giveaways			Takeaways			Dif.
	Fum	Int	Tot	Fum	Int	Tot	
TULANE	0	2	2	3	0	3	+1
W. CAROLINA	0	0	0	2	1	3	+3
NEBRASKA							
WEST VIRGINIA							
at Kansas State							
vs. TEXAS							
TCU							
at Kansas							
TEXAS TECH							
at Baylor							
IOWA STATE							
at Okla. State							
Total	0	2	2	5	1	6	+4

FUMBLES

Name	No.- Lost
Mims, Marvin	2-0
Total	2-0

OPENING DRIVES — OFFENSE

Game	1st Half	2nd Half
TULANE	Interception	Downs
W. CAROLINA	Touchdown	Touchdown
NEBRASKA		
WEST VIRGINIA		
at Kansas State		
vs. TEXAS		
TCU		
at Kansas		
TEXAS TECH		
at Baylor		
IOWA STATE		
at Okla. State		

OPENING DRIVES — DEFENSE

Game	1st Half	2nd Half
TULANE	Touchdown	Missed FG
W. CAROLINA	Punt	Punt
NEBRASKA		
WEST VIRGINIA		
at Kansas State		
vs. TEXAS		
TCU		
at Kansas		
TEXAS TECH		
at Baylor		
IOWA STATE		
at Okla. State		

OU ON PREGAME COIN FLIPS

Game	Result	Score
TULANE	Lost (received)	W, 40-35
W. CAROLINA	Won (kicked)	W, 76-0
NEBRASKA		
WEST VIRGINIA		
at Kansas State		
vs. TEXAS		
TCU		
at Kansas		
TEXAS TECH		
at Baylor		
IOWA STATE		
at Okla. State		

DEFENSIVE LEADERS

No.	Name	GP	Solo	Ast	Total	TFL/Yds	Sacks-Yards	Int-Yds	BrUp	QBH	Rcv-Yds	FF	Block	Saf
32	Turner-Yell, Delarrin	2-2	10	3	13
28	Stutsman, Danny	2-0	8	2	10	0.5-0	1	.	.
9	Graham, D.J.	2-0	6	3	9	.	.	.	1
95	Thomas, Isaiah	2-1	5	1	6	2.0-12	2.0-12	2	.	.
23	White, DaShaun	2-2	2	3	5	0.5-1
10	Fields, Pat	2-2	3	2	5	1.5-3
0	Washington, Woodi	2-2	3	2	5
90	Ellison, Josh	2-0	1	4	5	0.5-0	0.5-0
8	Winfrey, Perrion	2-2	1	4	5	2.5-8	2.0-7	.	.	1
5	Bowman, Billy	2-2	4	1	5	1.0-2	.	.	1	.	.	1	.	.
2	Ugwoegbu, David	2-2	4	1	5	1.0-2
4	Davis, Jaden	2-1	4	1	5
31	Redmond, Jalen	2-2	2	2	4	0.5-2	.	.	.	1	1-0	.	.	.
24	Asamoah, Brian	2-0	2	2	4
14	Grimes, Reggie	2-1	1	2	3	1.5-14	1.5-14	1	.	.
13	Whitter, Shane	2-0	2	1	3	0.5-1	.	.	.	1	1-0	.	.	.
25	Broiles, Justin	2-0	2	1	3
15	Washington, Bryson	2-0	1	2	3	.	.	1-37	.	.	1-0	.	.	.
19	Kelly, Caleb	2-0	2	1	3	1
17	Harmon, Damond	1-0	1	2	3
22	Criddell, Jeremiah	2-0	1	1	2	0.5-1
29	Mukes, Jordan	2-0	1	1	2
88	Kelley, Jordan	1-0	2	.	2	1.0-3	1	.	.
40	Downs, Ethan	2-0	2	.	2	1.0-2	1	.	.
7	McCutchin, Latrell	2-1	2	.	2
20	Smith, Clayton	2-0	.	2	2	0.5-2	1-0	.	.	.
94	Coe, Isaiah	2-0	1	1	2	1.0-3	1.0-3
12	Lawrence, Key	2-0	2	.	2
11	Bonitto, Nik	2-2	1	1	2	0.5-1	0.5-1	.	.	1	1-0	.	.	.
92	Roberson, Kori	2-0	.	2	2	0.5-1	0.5-1
44	Gilliam, Kelvin	2-0	1	1	2
96	Stokes, LaRon	2-0	1	.	1
38	Mead, Bryan	2-0	1	.	1
3	Morris, Jamal	1-0	1	.	1
1	Eaton, Joshua	2-0	1	.	1
45	Wete, Joseph	1-0	.	1	1
	Total	2-0	81	50	131	17-58	8-38	1-37	2	5	5-0	7	.	.
	Opponents	2-0	80	66	146	9.0-29	3--3	2-0	6	1

DEFENSIVE GAME-BY-GAME

TACKLES

Player	UA-A	Total	TLN	WCU	NU	WVU	KSU	UT	TCU	KU	TTU	BU	ISU	OSU
Turner-Yell, Delarrin	10-3	13	7-3	3-0										
Stutsman, Danny	8-2	10	1-1	7-1										
Graham, D.J.	6-3	9	4-2	2-1										
Thomas, Isaiah	5-1	6	3-0	2-1										
Ellison, Josh	1-4	5	1-2	0-2										
Davis, Jaden	4-1	5	2-1	2-0										
Fields, Pat	3-2	5	3-2	-										
Bowman, Billy	4-1	5	3-1	1-0										
Ugwoegbu, David	4-1	5	4-1	-										
Winfrey, Perrion	1-4	5	0-3	1-1										
Washington, Woodi	3-2	5	3-1	0-1										
White, DaShaun	2-3	5	1-2	1-1										
Asamoah, Brian	2-2	4	1-0	1-2										
Redmond, Jalen	2-2	4	0-2	2-0										
Kelly, Caleb	2-1	3	1-1	1-0										
Harmon, Damond	1-2	3	DNP	1-2										
Broiles, Justin	2-1	3	0-1	2-0										
Whitter, Shane	2-1	3	-	2-1										
Grimes, Reggie	1-2	3	1-1	0-1										
Washington, Bryson	1-2	3	-	1-2										
Roberson, Kori	0-2	2	0-2	-										
Downs, Ethan	2-0	2	-	2-0										
Lawrence, Key	2-0	2	2-0	-										
Coe, Isaiah	1-1	2	-	1-1										
Bonitto, Nik	1-1	2	1-1	-										
McCutchin, Latrell	2-0	2	1-0	1-0										
Smith, Clayton	0-2	2	0-1	0-1										
Criddell, Jeremiah	1-1	2	-	1-1										
Kelley, Jordan	2-0	2	DNP	2-0										
Gilliam, Kelvin	1-1	2	-	1-1										
Mukes, Jordan	1-1	2	-	1-1										
Morris, Jamal	1-0	1	1-0	DNP										
Stokes, LaRon	1-0	1	-	1-0										
Eaton, Joshua	1-0	1	-	1-0										
Wete, Joseph	0-1	1	DNP	0-1										
Mead, Bryan	1-0	1	-	1-0										

DEFENSIVE GAME-BY-GAME**TACKLES FOR LOSS**

Player	UA-A	Total	TLN	WCU	NU	WVU	KSU	UT	TCU	KU	TTU	BU	ISU	OSU
Winfrey, Perrion	1-3	2.5	1.0-3	1.5-5										
Thomas, Isaiah	2-0	2.0	1.0-5	1.0-7										
Fields, Pat	1-1	1.5	1.5-3	-										
Grimes, Reggie	1-1	1.5	1.0-10	0.5-4										
Kelley, Jordan	1-0	1.0	DNP	1.0-3										
Ugwoegbu, David	1-0	1.0	1.0-2	-										
Coe, Isaiah	1-0	1.0	-	1.0-3										
Bowman, Billy	1-0	1.0	1.0-2	-										
Downs, Ethan	1-0	1.0	-	1.0-2										
Redmond, Jalen	0-1	0.5	0.5-2	-										
Stutsman, Danny	0-1	0.5	-	0.5-0										
Bonitto, Nik	0-1	0.5	0.5-1	-										
Roberson, Kori	0-1	0.5	0.5-1	-										
Ellison, Josh	0-1	0.5	0.5-0	-										
Whitter, Shane	0-1	0.5	-	0.5-1										
White, DaShaun	0-1	0.5	-	0.5-1										
Smith, Clayton	0-1	0.5	0.5-2	-										
Cridell, Jeremiah	0-1	0.5	-	0.5-1										

SACKS

Player	UA-A	Total	TLN	WCU	NU	WVU	KSU	UT	TCU	KU	TTU	BU	ISU	OSU
Winfrey, Perrion	1-2	2.0	0.5-2	1.5-5										
Thomas, Isaiah	2-0	2.0	1.0-5	1.0-7										
Grimes, Reggie	1-1	1.5	1.0-10	0.5-4										
Coe, Isaiah	1-0	1.0	-	1.0-3										
Roberson, Kori	0-1	0.5	0.5-1	-										
Ellison, Josh	0-1	0.5	0.5-0	-										
Bonitto, Nik	0-1	0.5	0.5-1	-										

PARTICIPATION GAME-BY-GAME

NO.	NAME	GP/GS	TLN	WCU	NU	WVU	KSU	UT	TCU	KU	TTU	BU	ISU	OSU
42	Arinze, Noah	1/-	...	XXX										
24	Asamoah, Brian	2/-	XXX	XXX										
86	Atkinson, Colt	1/-	...	XXX										
11	Bonitto, Nik	2/2	START	START										
5	Bowman, Billy	2/2	START	START										
47	Brkic, Gabe	2/-	XXX	XXX										
25	Broiles, Justin	2/-	XXX	XXX										
26	Brooks, Kennedy	2/-	XXX	XXX										
59	Byrd, Savion	1/-	...	XXX										
94	Coe, Isaiah	2/-	XXX	XXX										
66	Congel, Robert	2/2	START	START										
22	Criddell, Jeremiah	2/-	XXX	XXX										
16	Darby, Brian	2/-	XXX	XXX										
4	Davis, Jaden	2/1	START	XXX										
40	Downs, Ethan	2/-	XXX	XXX										
1	Eaton, Joshua	2/-	XXX	XXX										
90	Ellison, Josh	2/0	XXX	XXX										
14	Farooq, Jalil	1/-	...	XXX										
10	Fields, Pat	2/2	START	START										
44	Gilliam, Kelvin	1/-	...	XXX										
9	Graham, D.J.	2/-	XXX	XXX										
0	Gray, Eric	2/2	START	START										
14	Grimes, Reggie	2/1	START	XXX										
18	Groos, Carsten	1/-	...	XXX										
27	Hall, Jeremiah	2/-	XXX	XXX										
17	Harmon, Damond	1/-	...	XXX										
16	Harrington, Justin	2/-	XXX	XXX										
71	Harrison, Anton	2/2	START	START										
11	Haselwood, Jadon	2/2	START	START										
54	Hayes, Marquis	2/2	START	START										
78	Hicks, Marcus	1/-	...	XXX										
23	Hudson, Todd	1/-	...	XXX										
6	Jackson, Cody	1/-	...	XXX										
87	Jones, Spencer	2/-	XXX	XXX										
51	Kelleher, Kasey	2/-	XXX	XXX										
88	Kelley, Jordan	1/-	...	XXX										
19	Kelly, Caleb	2/-	XXX	XXX										
25	Knowles, Jaden	2/-	XXX	XXX										
12	Lawrence, Key	2/-	XXX	XXX										
93	Lindsey, Reed	1/-	...	XXX										
50	Mann, Jake	1/-	...	XXX										
7	McCutchin, Latrell	2/1	XXX	START										
38	Mead, Bryan	2/-	XXX	XXX										
17	Mims, Marvin	2/2	START	START										
3	Morris, Jamal	1/-	XXX	...										
64	Morris, Wanya	1/-	...	XXX										
29	Mukes, Jordan	2/-	XXX	XXX										
56	Murray, Chris	2/2	START	START										
7	Rattler, Spencer	2/2	START	START										
73	Raym, Andrew	2/-	XXX	XXX										
31	Redmond, Jalen	2/2	START	START										
92	Roberson, Kori	2/-	XXX	XXX										
52	Robinson, Tyrese	2/2	START	START										
19	Rucker, Ralph	1/-	...	XXX										
34	Schmit, Zach	1/-	...	XXX										
79	Simpson, Darrell	1/-	...	XXX										
20	Smith, Clayton	2/-	XXX	XXX										
89	Smith, Damon	1/-	...	XXX										
85	Staton, Devin	2/-	XXX	XXX										
18	Stogner, Austin	2/2	START	START										
96	Stokes, LaRon	2/-	XXX	XXX										
12	Stoops, Drake	1/-	...	XXX										
33	Stripling, Marcus	2/-	XXX	XXX										
28	Stutsman, Danny	2/-	XXX	XXX										
31	Sumlin, Jackson	1/-	...	XXX										
77	Swenson, Erik	2/-	XXX	XXX										
95	Thomas, Isaiah	2/1	XXX	START										
37	Turk, Michael	1/-	...	XXX										
32	Turner-Yell, Delarrin	2/2	START	START										
2	Ugwoegbu, David	2/2	START	START										
70	Walker, Brey	2/-	XXX	XXX										
15	Washington, Bryson	2/-	XXX	XXX										
0	Washington, Woodi	2/2	START	START										
81	West, Trevon	2/-	XXX	XXX										
45	Wete, Joseph	1/-	...	XXX										
23	White, DaShaun	2/2	START	START										
13	Whitter, Shane	2/-	XXX	XXX										
13	Williams, Caleb	2/-	XXX	XXX										
4	Williams, Mario	2/-	XXX	XXX										
9	Willis, Brayden	2/-	XXX	XXX										
8	Winfrey, Perrion	2/2	START	START										
8	Woods, Michael	2/2	START	START										

OKLAHOMA SEASON HIGHS

Rushes	14	Brooks, Kennedy vs Tulane (Sep 04, 2021)
Yards Rushing	87	Brooks, Kennedy vs Tulane (Sep 04, 2021)
TD Rushes	2	Knowles, Jaden vs Western Caro. (Sep 11, 2021)
		Hudson, Todd vs Western Caro. (Sep 11, 2021)
Long Rush	59	Williams, Caleb vs Western Caro. (Sep 11, 2021)
Pass attempts	39	Rattler, Spencer vs Tulane (Sep 04, 2021)
Pass completions	30	Rattler, Spencer vs Tulane (Sep 04, 2021)
Yards Passing	304	Rattler, Spencer vs Tulane (Sep 04, 2021)
TD Passes	5	Rattler, Spencer vs Western Caro. (Sep 11, 2021)
Long Pass	57	Williams, Caleb vs Western Caro. (Sep 11, 2021)
Receptions	6	Williams, Mario vs Tulane (Sep 04, 2021)
Yards Receiving	117	Mims, Marvin vs Western Caro. (Sep 11, 2021)
TD Receptions	2	Haselwood, Jadon vs Western Caro. (Sep 11, 2021)
Long Reception	57	Knowles, Jaden vs Western Caro. (Sep 11, 2021)
Field Goals	4	Brkic, Gabe vs Tulane (Sep 04, 2021)
Long Field Goal	56	Brkic, Gabe vs Tulane (Sep 04, 2021)
		Brkic, Gabe vs Western Caro. (Sep 11, 2021)
Punts	1	Turk, Michael vs Western Caro. (Sep 11, 2021)
Punting Avg	57.0	Turk, Michael vs Western Caro. (Sep 11, 2021)
Long Punt	57	Turk, Michael vs Western Caro. (Sep 11, 2021)
Punts inside 20	0	
Long Punt Return	21	Mims, Marvin vs Western Caro. (Sep 11, 2021)
Long Kickoff Return	0	
Tackles	10	Turner-Yell, Delarrin vs Tulane (Sep 04, 2021)
Sacks	1.5	Winfrey, Perrion vs Western Caro. (Sep 11, 2021)
Tackles For Loss	1.5	Fields, Pat vs Tulane (Sep 04, 2021)
		Winfrey, Perrion vs Western Caro. (Sep 11, 2021)
Interceptions	1	Washington, Bryson vs Western Caro. (Sep 11, 2021)

OKLAHOMA GAME HIGHS

Rushes	38	vs Western Caro. (Sep 11, 2021)
Yards Rushing	277	vs Western Caro. (Sep 11, 2021)
Yards Per Rush	7.3	vs Western Caro. (Sep 11, 2021)
TD Rushes	5	vs Western Caro. (Sep 11, 2021)
Pass attempts	40	vs Tulane (Sep 04, 2021)
Pass completions	31	vs Tulane (Sep 04, 2021)
Yards Passing	347	vs Western Caro. (Sep 11, 2021)
Yards Per Pass	9.1	vs Western Caro. (Sep 11, 2021)
TD Passes	5	vs Western Caro. (Sep 11, 2021)
Total Plays	76	vs Western Caro. (Sep 11, 2021)
Total Offense	624	vs Western Caro. (Sep 11, 2021)
Yards Per Play	8.2	vs Western Caro. (Sep 11, 2021)
Points	76	vs Western Caro. (Sep 11, 2021)
Sacks By	4	vs Tulane (Sep 04, 2021)
		vs Western Caro. (Sep 11, 2021)
First Downs	31	vs Western Caro. (Sep 11, 2021)
Penalties	7	vs Tulane (Sep 04, 2021)
Penalty Yards	80	vs Western Caro. (Sep 11, 2021)
Turnovers	2	vs Tulane (Sep 04, 2021)
Interceptions By	1	vs Western Caro. (Sep 11, 2021)
Punts	1	vs Western Caro. (Sep 11, 2021)
Punting Avg	57.0	vs Western Caro. (Sep 11, 2021)
Long Punt	57	vs Western Caro. (Sep 11, 2021)
Punts inside 20	0	
Long Punt Return	21	vs Western Caro. (Sep 11, 2021)

OPPONENT SEASON HIGHS

Rushes	15	Pratt, Michael, vs Tulane (Sep 04, 2021)
Yards Rushing	34	Pratt, Michael, vs Tulane (Sep 04, 2021)
TD Rushes	1	Pratt, Michael, vs Tulane (Sep 04, 2021)
		Toles, Jaetavian, vs Tulane (Sep 04, 2021)
Long Rush	17	Pratt, Michael, vs Tulane (Sep 04, 2021)
Pass attempts	44	Pratt, Michael, vs Tulane (Sep 04, 2021)
Pass completions	27	Pratt, Michael, vs Tulane (Sep 04, 2021)
Yards Passing	296	Pratt, Michael, vs Tulane (Sep 04, 2021)
TD Passes	3	Pratt, Michael, vs Tulane (Sep 04, 2021)
Long Pass	43	Pratt, Michael, vs Tulane (Sep 04, 2021)
Receptions	6	James, Tyrick, vs Tulane (Sep 04, 2021)
		Benjamin, Kenny, vs Western Caro. (Sep 11, 2021)
Yards Receiving	93	James, Tyrick, vs Tulane (Sep 04, 2021)
TD Receptions	2	Carroll, Cameron, vs Tulane (Sep 04, 2021)
Long Reception	43	James, Tyrick, vs Tulane (Sep 04, 2021)
Field Goals	0	
Long Field Goal	0	
Punts	7	Dickerson, Brand, vs Western Caro. (Sep 11, 2021)
Punting Avg	49.7	Wright, Ryan, vs Tulane (Sep 04, 2021)
Long Punt	53	Wright, Ryan, vs Tulane (Sep 04, 2021)
Punts inside 20	1	Wright, Ryan, vs Tulane (Sep 04, 2021)
Long Punt Return	16	Patten, Daquan, vs Western Caro. (Sep 11, 2021)
Long Kickoff Return	30	Jones, Calvin, vs Western Caro. (Sep 11, 2021)
Tackles	9	Hogans, Ivan, vs Western Caro. (Sep 11, 2021)
Sacks	1.0	Hogans, Ivan, vs Western Caro. (Sep 11, 2021)
Tackles For Loss	2.0	Hogans, Ivan, vs Western Caro. (Sep 11, 2021)
Interceptions	1	Candy, Jadon, vs Tulane (Sep 04, 2021)
		Clark, Macon, vs Tulane (Sep 04, 2021)

OPPONENT GAME HIGHS

Rushes	32	vs Tulane (Sep 04, 2021)
Yards Rushing	100	vs Tulane (Sep 04, 2021)
Yards Per Rush	3.1	vs Tulane (Sep 04, 2021)
TD Rushes	2	vs Tulane (Sep 04, 2021)
Pass attempts	45	vs Tulane (Sep 04, 2021)
Pass completions	27	vs Tulane (Sep 04, 2021)
Yards Passing	296	vs Tulane (Sep 04, 2021)
Yards Per Pass	6.6	vs Tulane (Sep 04, 2021)
TD Passes	3	vs Tulane (Sep 04, 2021)
Total Plays	77	vs Tulane (Sep 04, 2021)
Total Offense	396	vs Tulane (Sep 04, 2021)
Yards Per Play	5.1	vs Tulane (Sep 04, 2021)
Points	35	vs Tulane (Sep 04, 2021)
Sacks By	2	vs Western Caro. (Sep 11, 2021)
First Downs	24	vs Tulane (Sep 04, 2021)
Penalties	6	vs Tulane (Sep 04, 2021)
Penalty Yards	48	vs Tulane (Sep 04, 2021)
Turnovers	3	vs Tulane (Sep 04, 2021)
		vs Western Caro. (Sep 11, 2021)
Interceptions By	2	vs Tulane (Sep 04, 2021)
Punts	8	vs Western Caro. (Sep 11, 2021)
Punting Avg	49.7	vs Tulane (Sep 04, 2021)
Long Punt	53	vs Tulane (Sep 04, 2021)
Punts inside 20	1	vs Tulane (Sep 04, 2021)
Long Punt Return	16	vs Western Caro. (Sep 11, 2021)

OKLAHOMA'S LONGEST PLAYS

Rushing	59	Caleb Williams vs. Western Carolina (Sept. 11, 2021)
Passing	57	Caleb Williams to Jaden Knowles vs. W. Carolina (Sept. 11, 2021)
Field Goal	56	Gabe Brkic vs. Tulane (9/4/21); vs. WCU (9/11/21)
Punt	57	Michael Turk vs. Western Carolina (Sept. 11, 2021)
Punt Return	21	Marvin Mims vs. Western Carolina (Sept. 11, 2021)
Kickoff Return	N/A	
Interception Return	37	Bryson Washington vs. Western Carolina (Sept. 11, 2021)
Fumble Return	N/A	

OKLAHOMA'S LONGEST RUSHES

Date	Opponent	OU Player	Yards
9/11	Western Carolina	Caleb Williams	59
9/11	Western Carolina	Kennedy Brooks	32
9/4	Tulane	Kennedy Brooks	32
9/11	Western Carolina	Jaden Knowles	29 (TD)
9/11	Western Carolina	Spencer Rattler	22

OKLAHOMA'S LONGEST PASS PLAYS

Date	Opponent	OU Players	Yards
9/11	Western Carolina	Caleb Williams to Jaden Knowles	57
9/4	Tulane	Spencer Rattler to Marvin Mims	50
9/11	Western Carolina	Spencer Rattler to Brayden Willis	28
9/4	Tulane	Spencer Rattler to Marvin Mims	28
9/4	Tulane	Spencer Rattler to Jadon Haselwood	24
9/11	Western Carolina	Spencer Rattler to Brayden Willis	23
9/4	Tulane	Spencer Rattler to Marvin Mims	22
9/11	Western Carolina	Spencer Rattler to Eric Gray	20 (TD)
9/4	Tulane	Spencer Rattler to Austin Stogner	20

OKLAHOMA'S LONGEST RETURN PLAYS

Date	Opponent	OU Player	Yards
9/11	Western Carolina	Bryson Washington (INT)	37
9/11	Western Carolina	Marvin Mims (PR)	21

OKLAHOMA'S LONGEST DRIVES

Date	Opponent	Quarter	Plays-Yards	TOP	Drive Ended
9/4	Tulane	2nd	9-84	4:53	Touchdown
9/11	Western Carolina	2nd	10-78	3:28	Touchdown
9/4	Tulane	2nd	7-78	3:03	Touchdown
9/11	Western Carolina	3rd	8-75	3:08	Touchdown
9/4	Tulane	1st	11-75	5:16*	Touchdown
9/4	Tulane	1st	5-75	2:06	Touchdown
9/11	Western Carolina	3rd	6-73	3:11	Touchdown
9/11	Western Carolina	1st	8-70	2:17	Touchdown
9/11	Western Carolina	1st	10-65	3:19	Touchdown
9/4	Tulane	4th	13-61	6:25	Missed FG
9/11	Western Carolina	2nd	7-60	2:56	Touchdown
9/11	Western Carolina	1st	3-58	0:57	Touchdown
9/11	Western Carolina	3rd	2-50	0:56**	Touchdown

*Longest scoring drive by time of possession

**Shortest scoring drive by time of possession

OPPONENTS' LONGEST PLAYS

Rushing	17	Michael Pratt, Tulane (Sept. 4, 2021)
Passing	43	Michael Pratt to Tyrick James, Tulane (Sept. 4, 2021)
Field Goal	N/A	
Punt	53	Ryan Wright, Tulane (Sept. 4, 2021)
Punt Return	16	Daquan Patten, Western Carolina (Sept. 11, 2021)
Kickoff Return	30	Calvin Jones, Western Carolina (Sept. 11, 2021)
Interception Return	0	Jadon Candy/Macon Clark, Tulane (Sept. 4, 2021)
Fumble Return	N/A	

BIG 12/NCAA RANKINGS

INDIVIDUAL

Category	Player	Stat	Big 12 Rank	NCAA Rank
Completion Percentage	Spencer Rattler	.769	1	2
Completions/Game	Spencer Rattler	25.0	1	8
Passing Efficiency	Spencer Rattler	171.9	1	21
Passing Yards	Spencer Rattler	547	1	27
Passing Yards/Game	Spencer Rattler	273.5	1	24
Yards/Pass Attempt	Spencer Rattler	8.4	4	45
Yards/Pass Completion	Spencer Rattler	10.9	7	79
Rushing Yards	Kennedy Brooks	135	9	88
Rush Yards/Game	Kennedy Brooks	67.5	9	88
Rush Yards/Carry	Kennedy Brooks	6.8	5	28
Receiving Yards	Marvin Mims	136	4	92
Receiving Yards/Game	Marvin Mims	68.0	4	88
Receptions/Game	Mario Williams	5.0	3	65
	Jadon Haselwood	4.0	9	126
Yards/Reception	Marvin Mims	22.7	3	29
Receiving TDs	Jadon Haselwood	2	1	17
	Mario Williams	2	1	17
Total Offense/Game	Spencer Rattler	291.5	1	20
Total Touchdowns	Kennedy Brooks	2	6	65
	Jadon Haselwood	2	6	65
	Todd Hudson	2	6	65
	Jaden Knowles	2	6	65
	Mario Williams	2	6	65
Field Goals/Game	Gabe Brkic	2.5	1	3
Field Goal Pct.	Gabe Brkic	.833	3	45
Total Points Scored	Gabe Brkic	25	2	15
Total Points/Game	Gabe Brkic	12.5	2	14
Points Responsible For	Spencer Rattler	42	1	5
	Gabe Brkic	25	5	61
Points Responsible For/Game	Gabe Brkic	21.0	1	5
	Spencer Rattler	12.5	5	57
Sacks/Game	Isaiah Thomas	1.0	3	27
	Perrion Winfrey	1.0	3	27
	Reggie Grimes	0.75	8	78
Tackles for Loss	Perrion Winfrey	1.2	4	80
Interceptions	Bryson Washington	1	1	24
Forced Fumbles/Game	Isaiah Thomas	1.0	1	2
	Billy Bowman	0.5	3	19
	Reggie Grimes	0.5	3	19
	Ethan Downs	0.5	3	19
	Danny Stutsman	0.5	3	19
Fumbles Recovered	Nik Bonitto	1	1	6
	Jalen Redmond	1	1	6
	Clayton Smith	1	1	6
	Bryson Washington	1	1	6
	Shane Whitter	1	1	6

TEAM

Category	Stat	Big 12 Rank	NCAA Rank
Scoring Offense	58.0	1	2
Scoring Defense	17.5	4	42
Total Offense	527.0	2	17
Total Defense	287.0	4	34
Rushing Offense	196.5	4	44
Rushing Defense	77.5	4	24
Pass Offense	330.5	7	18
Pass Defense	209.5	7	70
Pass Efficiency	165.8	1	29
Pass Defense Efficiency	112.6	2	40
Passes Had Intercepted	2	4	69
Passes Intercepted	1	5	64
Sacks/Game	4.0	2	14
Sacks Allowed/Game	1.5	2	40
Tackles for Loss/Game	7.5	5	31
First Downs	55	2	15
First Downs Allowed	35	5	48
3rd-Down Conversion Pct.	45.8	4	45
Opp. 3rd-Down Conversion Pct.	24.1	1	12
4th-Down Conversion Pct.	75.0	5	38
Opp. 4th-Down Conversion Pct.	55.6	7	83
Red Zone Offense Pct.	93.3	5	37
Red Zone Defense Pct.	83.3	5	66
Penalties/Game	6.5	6	69
Penalty Yards/Game	55.5	6	71
Time of Possession	33:11	3	25
Turnover Margin	2.0	1	8
Net Punt Average	41.0	4	47
Kick Return Average	—		
Kickoff Coverage	23.2	9	97
Punt Return Average	3.7	6	85
Punt Coverage	16.0	10	118

9/4/21 • Gaylord Family – Oklahoma Memorial Stadium (42,206) • Norman		
	TULANE	35
	#2 OKLAHOMA	40

NORMAN — In the 1,300th game in school history, No. 2/3 Oklahoma outscored Tulane 23-0 in the second quarter and withstood a late Green Wave rally in a 40-35 home victory. The game was originally scheduled to be played in New Orleans but was moved after Hurricane Ida moved across Louisiana the Sunday before the contest.

Quarterback Spencer Rattler completed 30 of 39 passes for 304 yards and a touchdown and added a rushing score. Marvin Mims caught five passes for a game-high 117 yards while receiver Mario Williams, in his first career game, caught six balls for 37 yards, including a six-yard touchdown. Running back Kennedy Brooks rushed 14 times for 87 yards (6.2 average) and a TD in his first contest since the 2019 season.

Safety Delarrin Turner-Yell recorded a game-high 10 tackles and paced an OU defense that forced and recovered three Tulane fumbles.

Gabe Brkic tied an FBS record with his three field goal makes of at least 50 yards (51, 56 and 55). No Sooners had ever made more than one 50-plus-yard field goal in a game.

Score by Quarters	1	2	3	4	Score
Tulane	14	0	8	13	35
Oklahoma	14	23	3	0	40

Record: (0-1, 0-0 AAC)
Record: (1-0, 0-0 Big 12)

Scoring Summary:

- 1st 12:01 OU - Stogner, Austin 20 yd pass from Rattler, S. (Brkic, Gabe kick)
3 plays, 45 yards, TOP 1:08 0-7
- 1st 11:15 TUL - Carroll, C. 6 yd pass from Pratt, M. (Dable, G. kick)
8 plays, 55 yards, TOP 03:08 7-0
- 1st 05:59 OKL - Rattler, S. 1 yd rush (Brkic, G. kick)
11 plays, 75 yards, TOP 05:16 7-7
- 1st 04:44 TUL - Toles, J. 15 yd rush (Dable, G. kick)
4 plays, 75 yards, TOP 01:15 14-7
- 1st 02:38 OKL - Williams, C. 1 yd rush (Brkic, G. kick)
5 plays, 75 yards, TOP 02:06 14-14
- 2nd 10:00 OKL - Brooks, K. 1 yd rush (Brkic, G. kick)
9 plays, 84 yards, TOP 04:53 14-21
- 2nd 08:59 OKL - Brkic, G. 26 yd FG
4 plays, 2 yards, TOP 00:49 14-24
- 2nd 07:58 OKL - Brkic, G. 51 yd FG
4 plays, 0 yards, 00:53 14-27
- 2nd 03:01 OKL - Williams, M. 6 yd pass from Rattler, S. (Brkic, G. kick)
7 plays, 78 yards, TOP 03:03 14-34
- 2nd 00:00 OKL - Brkic, G. 56 yd FG
3 plays, 2 yards, TOP 00:30 14-37
- 3rd 03:31 TUL - Pratt, M. 4 yd rush (Watts, D. rush)
11 plays, 42 yards, TOP 03:44 22-37
- 3rd 01:01 OKL - Brkic, G. 55 yd FG
7 plays, 37 yards, TOP 02:30 22-40
- 4th 11:28 TUL - Carroll, C. 5 yd pass from Pratt, M. (Pratt, M. rush failed)
8 plays, 47 yards, TOP 02:23 28-40
- 4th 02:18 TUL - Wallace, W. 5 yd pass from Pratt, M. (Glover, M. kick)
8 plays, 80 yards, TOP 02:45 35-40


	TUL	OU
FIRST DOWNS	24	24
RUSHES-YARDS (NET)	32-100	35-116
PASSING YDS (NET)	296	314
Passes Att-Comp-Int	27-45-0	31-40-2
TOTAL OFFENSE PLAYS-YARDS	77-396	75-430
Fumble Returns-Yards	0-0	0-0
Punt Returns-Yards	0-0	1-3
Kickoff Returns-Yards	2-37	0-0
Interception Returns-Yards	2-0	0-0
Punts (Number-Avg)	3-49.7	0-0.0
Fumbles-Lost	4-3	1-0
Penalties-Yards	6-48	7-50
Possession Time	26:37	33:23
Third-Down Conversions	4 of 14	3 of 12
Fourth-Down Conversions	4 of 6	2 of 3
Red-Zone Scores-Chances	5-6	5-6
Sacks By: Number-Yards	1-11	4-19

RUSHING: TUL - Pratt, M. 15-34; Carroll, C. 10-31; Spears, T. 6-20; Toles, J. 1-15. **OU** - Brooks, K. 14-87; Gray, E. 9-27; Rattler, S. 8-7; Williams, C. 1-1.

PASSING: TUL - Pratt, M. 27-44-3-296; Ibieta, J. 0-1-0-0. **OU** - Rattler, S. 30-39-1-304; Williams, M. 1-1-0-10.

RECEIVING: TUL - James, T. 6-93; Wyatt, S. 5-58; Carroll, C. 4-19; Wallace, W. 3-27; Spears, T. 3-6; Toles, J. 2-42; Booker, Y. 2-37; Watts, P. 2-14. **OU** - Williams, M. 6-37; Mims, M. 5-117; Haselwood, J. 4-47; Woods, M. 4-36; Hall, H. 4-24; Stogner, A. 3-36; Darby, B. 3-26; West, T. 1-3; Gray, E. 1-6.

TACKLES (UA-A): TUL - Anderson, N. 6-2; Williams, D. 5-3; Johnson, J. 3-3; Candy, J. 2-4; Moody, M. 2-4; Clark, M. 5-0; Henry, K. 3-2; Brooks, L. 3-1; Anderson, A. 2-1; Dorceus, J. 1-2; Seiden, N. 1-2; Monroe, J. 2-0; Robinson, L. 2-0; Hicks, E. 0-2; Kerr, A. 1-0; Rakestraw, D. 1-0; Dyson, R. 1-0; Hodges, D. 1-0; Douglas, D. 0-1; Friloux, A. 0-1; Thomas, A. 0-1; Cooper, K. 0-1. **OU** - Turner-Yell, D. 7-3; Graham, D. 4-2; Ugwoegbu, D. 4-1; Fields, P. 3-2; Washington, W. 3-1; Bowman, B. 3-1; Thomas, I. 3-0; Davis, J. 2-1; Ellison, J. 1-2; White, D. 1-2; Winfrey, P. 0-3; Lawrence, K. 2-0; Grimes, R. 1-1; Stutsman, D. 1-1; Bonitto, N. 1-1; Kelly, C. 1-1; Redmond, J. 0-1; Roberson, K. 0-1; McCutchin, L. 1-0; Asamoah, B. 1-0; Morris, J. 1-0; Broiles, J. 0-1; Smith, C. 0-1.

9/11/21 • Gaylord Family – Oklahoma Memorial Stadium (83,538) • Norman		
	WESTERN CAROLINA	0
	#4 OKLAHOMA	76

NORMAN — No. 4/4 Oklahoma outgained Western Carolina 624 yards to 178 in a 76-0 home victory in front of Gaylord Family — Oklahoma Memorial Stadium's first full crowd since the 2019 season. It was OU's most points since a 77-0 win over Texas A&M and marked the program's second shutout in two seasons (blanked Missouri State 48-0 in last year's opener).

OU finished with 347 passing yards and 277 rushing yards in pushing its winning streak to 10 games, tied for second longest nationally.

In one half of action, quarterback Spencer Rattler completed 20 of 26 passes for 243 yards and five touchdowns without an interception. Eleven receivers caught at least one pass in the first half as the Sooners took a 45-0 advantage to the locker room.

Three OU players (receiver Jadon Haselwood and walk-on running backs Jadon Knowles and Todd Hudson) recorded two touchdowns each. They were the second and third of Haselwood's OU career and first two each for Knowles and Hudson.

OU registered four sacks and eight tackles for loss on the night. Redshirt freshman safety Bryson Washington had a fumble recovery and an interception.

Score by Quarters	1	2	3	4	Score
Western Carolina	0	0	0	0	0
Oklahoma	17	28	17	14	76

Record: (0-2, 0-0 Southern)
Record: (2-0, 0-0 Big 12)

Scoring Summary:

- 1st 10:28 OKL - Haselwood, J. 7 yd pass from Rattler, S. (Brkic kick)
8 plays, 70 yards, TOP 02:17 0-7
- 1st 06:56 OKL - Brkic 56 yd FG
5 plays, 33 yards, TOP 01:44 0-10
- 1st 05:04 OKL - Gray, E. 20 yd pass from Rattler, S. (Brkic kick)
3 plays, 58 yards, TOP 00:57 0-17
- 2nd 14:57 OKL - Brooks, K. 1 yd rush (Brkic kick)
10 plays, 65 yards, TOP 03:19 0-24
- 2nd 12:58 OKL - Woods, M. 4 yd pass from Rattler, S. (Brkic kick)
4 plays, 31 yards, TOP 01:04 0-31
- 2nd 08:11 OKL - Williams, M. 10 yd pass from Rattler, S. (Brkic kick)
10 plays, 78 yards, TOP 03:28 0-38
- 2nd 01:54 OKL - Haselwood, J. 6 yd pass from Rattler, S. (Brkic kick)
7 plays, 60 yards, TOP 02:56 0-45
- 3rd 11:52 OKL - Knowles, J. 1 yd rush (Schmit kick)
8 plays, 75 yards, TOP 03:08 0-52
- 3rd 08:15 OKL - Schmit, Z. 46 yd FG
5 plays, 10 yards, TOP 02:15 0-55
- 3rd 03:43 OKL - Knowles, J. 29 yd rush (Schmit kick)
2 plays, 50 yards, TOP 00:56 0-62
- 4th 10:42 OKL - Hudson, T. 6 yd rush (Schmit kick)
6 plays, 73 yards, TOP 06:11 0-69
- 4th 01:36 OKL - Hudson, T. 2 yd rush (Schmit kick)
6 plays, 25 yards, TOP 03:14 0-76

	WCU	OU
FIRST DOWNS	11	31
RUSHES-YARDS (NET)	27-55	38-277
PASSING YDS (NET)	123	347
Passes Att-Comp-Int	21-36-1	27-38-0
TOTAL OFFENSE PLAYS-YARDS	63-178	76-624
Fumble Returns-Yards	0-0	0-0
Punt Returns-Yards	1-16	2-20
Kickoff Returns-Yards	3-79	0-0
Interception Returns-Yards	0-0	1-37
Punts (Number-Avg)	8-35.2	1-57.0
Fumbles-Lost	4-2	1-0
Penalties-Yards	4-30	6-61
Possession Time	27:01	32:59
Third-Down Conversions	3 of 15	8 of 12
Fourth-Down Conversions	1 of 3	1 of 1
Red-Zone Scores-Chances	0-0	9-9
Sacks By: Number-Yards	2-7	4-19

RUSHING: WCU - Davis, C. 3-27; Stanley, M. 5-17; Adams, B. 3-13; Jones, T. 4-10; Benjamin, K. - 6-10; Nelson, T. 1-1; Wells, R. 5--23. **OU** - Gray, E. 9-74; Williams, C. 4-60; Brooks, K. 6-48; Knowles, J. 4-37; Rattler, S. 4-29; Hudson, T. 9-25; Hall, J. 1-6.

PASSING: WCU - Wells, R. 16-29-0-86; Davis, C. 5-7-1-37. **OU** - Rattler, S. 20-26-0-243; Williams, C. 5-10-0-84; Rucker, R. 2-2-0-20.

RECEIVING: WCU - Benjamin, K. 6-34; Williams, C. 2-28; Jones, T. 2-10; Jones, C. 2-2; Nelson, T. 1-18; Quillen, J. 1-8; Patten, D. 1-6; Williams, R. 1-5; Vines, M. 1-5; Adams, B. 1-3; Bardal, C. 1-2; Heath, R. 1-2; Home, T. 1-0. **OU** - Williams, M. 4-49; Haselwood, J. 4-19; Jackson, C. 3-31; Sumlin, J. 3-19; Knowles, J. 2-65; Willis, B. 2-51; Morgan, C. 0-2; Fisher, M. 2-8; Gray, E. 1-20; Mims, M. 1-19; Hall, J. 1-16; Darby, B. 1-16; Stoops, D. 1-13.

TACKLES (UA-A): WCU - Gadie, C. 4-4; Hogans, I. 4-4; Harris, J. 4-3; McCutcheon, C. 3-4; Harris, T. 2-2; Kent, R. 2-2; Taylor, K. 1-3; Keaton, A. 0-4; Oelrich, N. 3-0; Talley, Q. 2-1; Gattison, R. 2-0; Childers, T. 1-1; Milner, K. 1-1; Pauling, J. 1-1; Morgan, C. 0-2; Fisher, C. 1-0; Nelson, M. 1-0; Gethers, A. 1-0; Rogers-Anderson, L. 1-0; Davis, C. 1-0; Bell, D. 1-0; Ricciardi, G. 1-0; Floyd, J. 0-1; Alexander, M. 0-1. **OU** - Stutsman, D. 7-1; Turner-Yell, D. 3-0; Thomas, I. 2-1; Whittier, S. 2-1; Graham, D. 2-1; Asamoah, B. 1-2; Washington, B. 1-2; Harmon, D. 1-2; Redmond, J. 2-0; Davis, J. 2-0; Downs, E. 2-0; Broiles, J. 2-0; Kelley, J. 2-0; Coe, I. 1-1; White, D. 1-1; Criddell, J. 1-1; Winfrey, P. 1-1; Mukes, J. 1-1; Gilliam, K. 1-1; Ellison, J. 0-2; Kelly, C. 1-0; McCutchin, L. 1-0; Bowman, B. 1-0; Stokes, L. 1-0; Mead, B. 1-0.