



OKLAHOMA FOOTBALL

7 NATIONAL CHAMPIONSHIPS ♦ 30 BOWL CHAMPIONSHIPS ♦ 50 CONFERENCE CHAMPIONSHIPS ♦ 14 BIG 12 CHAMPIONSHIPS ♦ 40 10-WIN SEASONS
167 FIRST-TEAM ALL-AMERICANS ♦ 504 FIRST-TEAM ALL-CONFERENCE SELECTIONS ♦ 7 HEISMAN TROPHY WINNERS ♦ 92 NATIONAL AWARD WINNERS

SERIES HISTORY

Overall OU leads 22-6
In Norman OU leads 12-2
Big 12 Era OU leads 19-6
Streak OU, 9
Last Meeting OU 62-28 (10/31/20 in Lubbock)

TELEVISION: ABC

Play-by-Play Dave Pasch
Analyst Dusty Dvoracek
Sideline Reporter Tom Luginbill

RADIO: SOONER SPORTS NETWORK

FLAGSHIPS KOMA 1520 AM & KRXO 107.7 FM
FREE ONLINE: Varsity Network
SIRIUS 138; XM 199

Play-by-Play Toby Rowland
Analyst Teddy Lehman
Sideline Analyst Gabe Ikard
Sideline Reporter Chris Plank

OU SPANISH RADIO

ÉXITOS 96.5 FM (OKC); 101.5 FM EL PATRÓN (Tulsa)
FREE ONLINE: Varsity Network

Play-by-Play Enrique Vasquez
Analyst Luis Rendón

NAT'L RADIO: COMPASS MEDIA

Play-by-Play T.J. Rives
Analyst Chad Brown

PREGAME TV: BALLY SPORTS

"Sooner Sports Game Day" 10 a.m. CT

SOCIAL MEDIA: #SOONERS

Twitter/Instagram @OU_Football
Facebook Oklahoma Football



GAME 9

4/4 OKLAHOMA (8-0, 5-0) VS. TEXAS TECH (5-3, 2-3)

Saturday, Oct. 30, 2021 ■ 2:30 p.m. CT ■ Norman ■ Gaylord Family – Oklahoma Memorial Stadium (47,233)



SOONERS

Head Coach: Lincoln Riley
Record at OU: 53-8 (5th Year)
Career Record: Same
Last: Won 35-23 at Kansas



RED RAIDERS

Interim Head Coach: Sonny Cumbie
Record at TTU: 0-0
Career Record: Same
Last: Lost 25-24 vs. West Virginia

OPENING KICK

► No. 4/4 Oklahoma (8-0, 5-0 Big 12) goes for its 10th straight win over Texas Tech (5-3, 2-3) and 17th consecutive victory overall when it hosts the Red Raiders on Saturday at 2:30 p.m. CT at Gaylord Family – Oklahoma Memorial Stadium. The game will be televised by ABC with **Dave Pasch**, **Dusty Dvoracek** and **Tom Luginbill** announcing.

► The Sooners' 16-game winning streak is the seventh longest in program history and their longest since winning 20 straight over the 2000 and '01 seasons. It is also the longest active streak in the country, with only one other Power Five program (Georgia at 11) owning a streak longer than eight games. OU's last loss came on Oct. 3, 2020, at Iowa State.

► Oklahoma is off to the 18th 8-0 start in program history but first since 2004 when it won its first 12 games under head coach **Bob Stoops**.

► OU has registered winning streaks of at least seven games in a school-record seven straight seasons. The previous program record for seven-game winning streaks was six consecutive campaigns (1953-58) under **Bud Wilkinson**. Since 1980, only Boise State (11 straight seasons; 2002-12) and Alabama (10 straight seasons; 2011-20) have also posted winning streaks of at least seven games in seven consecutive years.

► Oklahoma owns a 22-6 record against Texas Tech (12-2 in Norman) and has won each of the last nine games in the series. OU is averaging 51.9 points, 599.7 yards and 285.4 rushing yards per contest during the streak.


► The Sooners have scored at least 38 points in each of their last 11 games against the Red Raiders. It is tied for the longest streak against an opponent in school history (OU also scored at least 38 points in 11 straight games against Kingfisher College from 1908 through 1919).

► Oklahoma is 27-2 (.931) in home games under **Lincoln Riley** and the average score in those contests has been 47-22. OU's 177 scrimmage TDs at home since the start of the 2017 season are one off the national lead (Alabama has 178 in one more game) and the Sooners rank first among Power Five programs with their 6.0 yards per rush.

► OU has won as many Big 12 titles the last six seasons (six) as it has lost games against Big 12 opponents (57-6 record; includes four Big 12 Championship games).

► Come Saturday, Oklahoma will have been Big 12 champion for 2,164 consecutive days.

► OU is 151-31 (.830) in regular season Big 12 play since the start of the 2000 season. That's 29 more wins than the program with the next most victories during that period (Texas; 122-59) and 48 more than the program with the third most (Oklahoma State; 103-79).



Over the last three games, true freshman **Caleb Williams** has completed 49 of 68 passes (72%) for 685 yards and 8 TDs (his 192.6 passer rating is third best nationally during the stretch) and has rushed 21 times for 224 yards and three scores. His four carries of at least 40 yards this season are more than any other QB in the country.

STREAKING SOONERS

OU's 16-game winning streak is the seventh longest in school history.

STREAK	YEARS	HEAD COACH
47	1953-57	Bud Wilkinson
31	1948-50	Bud Wilkinson
28	1973-75	Barry Switzer
20	2000-01	Bob Stoops
20	1986-87	Barry Switzer
18	1914-16	Bennie Owen
16	2020-21	Lincoln Riley
14	2016-17	Stoops/Riley
14	2002-03	Bob Stoops
14	1937-38	Tom Stidham

2021 SCHEDULE



TULANE
Sept. 4
11 a.m. CT
W, 40-35



WESTERN CAROLINA
Sept. 11
6 p.m. CT
W, 76-0



NEBRASKA
Sept. 18
11 a.m. CT
W, 23-16



WEST VIRGINIA
Sept. 25
6:30 p.m. CT
W, 16-13



@K-STATE
Oct. 2
2:30 p.m. CT
W, 37-31



vs. TEXAS
Oct. 9
11 a.m. CT
W, 55-48



TCU
Oct. 16
6:30 p.m. CT
W, 52-31



@KANSAS
Oct. 23
11 a.m. CT
W, 35-23



TEXAS TECH
Oct. 30
2:30 p.m. CT
ABC



@BAYLOR
Nov. 13



IOWA STATE
Nov. 20



@OKLA. STATE
Nov. 27

OU ATHLETICS COMMUNICATIONS FOOTBALL CONTACTS



MIKE HOUCK
Assistant AD/Communications
Office: (405) 325-8227
Cell: (405) 249-5892
Email: mhouck@ou.edu



ERIC HOLLIER
Associate Director
Office: (405) 325-6449
Cell: (405) 570-9228
Email: ehollier@ou.edu



PATRICK DUNN
Assistant Director
Office (405) 325-4274
Email: patrickjdunn@ou.edu

HEAD COACH LINCOLN RILEY

Alma Mater: Texas Tech, 2006
Career Record: 53-8 (.869); 5th Year
Record at OU: Same
Regular Season Big 12 Record: 36-5 (.878)
Overall Record vs. Big 12 Teams: 39-5 (.886)
Big 12 Championships: 4
College Football Playoff Appearances: 3
Heisman Trophy Winners: 2
No. 1 NFL Draft Picks: 2

ASSISTANT COACHES

	LOCATION
Alex Grinch (Defensive Coordinator/Safeties)	SL
Dennis Simmons (Asst. HC/Outside Receivers)	SL
Cale Gundy (Co-Off. Coord./Inside Receivers)	PB
Bill Bedenbaugh (Co-Off. Coord./Off. Line)	SL
Calvin Thibodeaux (Defensive Line)	SL
Roy Manning (Cornerbacks)	SL
Brian Odom (Inside Linebackers)	PB
Jamar Cain (Def. Ends/Outside Linebackers)	SL
DeMarco Murray (Running Backs)	SL
Joe Jon Finley (Assoc. HC Off./TEs & H-Backs)	SL

TEAM HISTORY

First Year: 1895 (this is 127th season)
All-Time Record: 925-329-53 (.728)
All-Time Conference Record: 519-156-22 (.760)
All-Time Big 12 Record: 164-50 (.766)
All-Time Bowl Record: 30-23-1 (.565)
National Championships (AP): 7
Years: 1950, '55, '56, '74, '75, '85, 2000
Conference Championships: 50
Big 12 Championships: 14
2000, '02, '04, '06-08, '10, '12, '15-20
Undefeated Seasons: 14
10-Plus-Win Seasons: 40 (most in nation; tied)

STADIUM INFORMATION

Name: Gaylord Family – Oklahoma Memorial Stadium
Field Name: Owen Field
Capacity: 80,126
Surface: Natural Grass
First Year: 1923
Record at Stadium: 409-88-16 (.813)

UNIVERSITY INFORMATION

Location: Norman, Okla.
Founded: 1890
Enrollment: 31,255
Colors: Crimson and Cream
President: Joseph Harroz Jr.
Athletics Director: Joe Castiglione

KEY STORYLINES

- ▶ Since **Lincoln Riley**, a 2006 Texas Tech graduate, arrived at Oklahoma as offensive coordinator in advance of the 2015 season, the Sooners are averaging 57.7 points and 662.3 yards in their six games against the Red Raiders. They have registered at least 559 yards in all six contests (617 in 2015, 854 in 2016, 617 in 2017, 683 in 2018, 644 in 2019 and 559 last year) and are averaging 8.7 yards per play. OU's 3,974 total yards in those contests equates to 2.26 miles.
- ▶ Since taking over quarterback responsibilities with 6:41 left in the second quarter vs. Texas two games ago, freshman **Caleb Williams** has completed 49 of 68 pass attempts (72.1%) for 685 yards and eight touchdowns against one interception (192.6 pass efficiency rating). He has also rushed 21 times for 224 yards (10.7 average) and TDs of 66, 41 and 40 yards in the three games.
- ▶ Oklahoma's rushing attack has been extremely effective the last three contests. After averaging 175.2 rushing yards per game and 4.6 yards per carry over its first five games, OU is averaging 263.0 yards per contest and 7.2 yards per carry over the last three outings. Redshirt junior **Kennedy Brooks** averaged 63.6 yards per game and 5.9 yards per rush over the first five games but over the last three is averaging 149.7 and 6.5 with five touchdowns. Brooks ran for over 1,000 yards each of his first two seasons and with 767 rushing yards so far this year (95.9 per game; 6.2 per carry) he is well on his way to that mark again. The only Sooners to ever record three 1,000-yard rushing seasons were **De'Mond Parker** (1996-98), **Adrian Peterson** (2004-06) and **Samaje Perine** (2014-16).
- ▶ The Sooners averaged 38.4 points per game, 433.4 yards per game and 6.3 yards per play over the season's first five contests. Over the last three outings they have posted respective averages of 47.3, 528.3 and 8.5. The 47.3 points per game the last three weeks are the third most nationally during the stretch, while OU's 7.2 yards per rush during the the same span represents the country's second-highest average.
- ▶ Among teams with at least 30 red zone trips this season, OU ranks first nationally with its 97.8% score rate (44 scores on 45 trips). Thirty-four of its 44 red zone scores (77.3%) have been touchdowns. The 44 red zone scores are most in the country (next most is 39), as are the 34 red zone TDs. The Sooners have scored on each of their last 39 red zone trips.
- ▶ OU is tied for third nationally this season with its 12 forced fumbles and is tied for second with nine fumble recoveries. It had three forced fumbles and three fumble recoveries all of last season. Texas Tech has lost five fumbles this season (ranks 81st nationally).
- ▶ Three Sooners rank in the top six in the Big 12 in sacks this season. Outside linebacker **Nik Bonitto** is tied for third in the league with 5.0 sacks while defensive linemen **Perrion Winfrey** and **Isaiah Thomas** are tied for sixth with 4.5 each. OU recorded 13 sacks over the season's first three contests but has a total of seven over the last five games.
- ▶ Saturday's game will mark OU's ninth to start the season without a bye. That's the program's longest stretch at the beginning of a season since 1995 when it played 10 games before a week off.

RILEY FACES ALMA MATER

▶ Oklahoma head coach **Lincoln Riley** is a 2006 Texas Tech graduate. A walk-on quarterback for the Red Raiders during the spring and summer of 2003, Riley spent seven years (2003-09) on former head coach Mike Leach's TTU staff in the roles of student assistant/offense (2003-05), offensive assistant (2006), wide receivers coach (2007) and inside receivers coach (2008-09). He also served as Tech's interim offensive coordinator and play-caller for the 2010 Alamo Bowl, a 41-31 victory over Michigan State.

▶ OU co-offensive coordinator/offensive line coach **Bill Bedenbaugh** (2000-06), assistant head coach/passing game coordinator/outside receivers coach **Dennis Simmons** (2000-09) and director of sports performance for football **Bennie Wylie** (2003-09) also worked at Texas Tech while Riley was on staff.

RECAPPING THE WIN OVER KANSAS (STATS ON PAGE 38)

- ▶ For the first time since the 2014 Russell Athletic Bowl vs. Clemson, Oklahoma was held scoreless in the first half, but the No. 3/2 Sooners registered touchdowns on all five of their second-half possessions to post a 35-23 win at Kansas on Saturday. OU ran only 17 plays in the first half and trailed 10-0 at halftime.
- ▶ The Sooners, who were down 17-7 late in the third quarter, outscored KU 28-6 over the game's final 15:14.
- ▶ Quarterback **Caleb Williams** completed 15 of 20 passes for 178 yards and two touchdowns against one interception and ran eight times for 70 yards and a TD. The freshman, who made his first start in a road game, figured prominently in two gigantic fourth-down plays. On 4th-and-3 with OU leading 21-17 midway through the fourth quarter, Williams shed multiple tacklers behind the line of scrimmage and scored on a 40-yard rush. Then on a 4th-and-1 play from OU's 46 with the Sooners up 28-23 with 3:28 left in the contest, Williams handed the ball to **Kennedy Brooks**, who was stopped in the backfield. As Brooks was being tackled three yards behind the line of scrimmage, Williams ripped the ball from the running back and churned his way for a 5-yard gain and a first down. Brooks scored on a 4-yard run seven plays later for the final points of the game.
- ▶ Brooks carried 24 times for a team-high 79 yards and two touchdowns. His first TD came on a 1-yard run early in the fourth quarter and gave OU its first lead of the day.

OU-TEXAS TECH SERIES

Oklahoma owns a 22-6 series lead against Texas Tech (19-6 in Big 12 era) and is 12-2 vs. the Red Raiders in Norman:

YEAR	SITE	OU/TTU RANK	OU RESULT
2020	A	24/NR	W, 62-28
2019	H	6/NR	W, 55-15
2018	A	7/NR	W, 51-46
2017	H	10/NR	W, 49-27
2016	A	16/NR	W, 66-59
2015	H	17/NR	W, 63-27
2014	A	NR/NR	W, 42-30
2013	H	17/10	W, 38-30
2012	A	17/NR	W, 41-20
2011	H	3/NR	L, 38-41
2010	H	19/NR	W, 45-7
2009	A	NR/NR	L, 13-41
2008	H	5/2	W, 65-21
2007	A	3/NR	L, 27-34
2006	H	17/NR	W, 34-24
2005	A	NR/21	L, 21-23
2004	H	2/NR	W, 28-13
2003	A	1/NR	W, 56-25
2002	H	4/24	W, 60-15
2001	A	3/NR	W, 30-13
2000	H	1/NR	W, 27-13
1999	A	NR/NR	L, 28-38
1998	H	NR/NR	W, 20-17
1997	A	NR/NR	W, 32-21
1996	H	NR/NR	L, 12-22
1994	H	21/NR	W, 17-11
1993*	N	19/NR	W, 41-10
1992	A	15/NR	W, 34-9

* John Hancock Bowl (El Paso, TX)

LONGEST ACTIVE WINNING STREAKS

Oklahoma has won its last 16 games, good for the nation's longest active streak.

PROGRAM	GAMES
Oklahoma	16
Georgia	11
UTSA	8
Six teams	7

TEAM STATS COMPARISON

	OU	TTU
Points/Game	41.8	34.3
Points Allowed/Game	24.6	30.6
1st Downs/Game	23.1	19.9
1st Downs Allowed/Game	19.5	18.5
Rush Yards/Game	194.6	168.5
Rush Yards Allowed/Game	111.8	151.6
Pass Yards/Game	273.5	269.5
Pass Yards Allowed/Game	273.4	233.6
Total Offense/Game	468.1	438.0
Total Defense/Game	385.1	385.3
INT Thrown/INT Made	6/3	8/7
Turnover Margin	+5	-3
Sacks By/Allowed/Game	2.5/2.1	1.6/1.6
3rd Down Off./Def.	48.9/40.5	46.2/42.7
Red Zone Off./Def.	97.8/85.7	94.1/89.3
Kickoff Return Average	20.3	19.7
Punt Return Average	5.9	7.7
Penalties/Yards Per Game	6.1/49.5	5.0/42.6
Field Goals	17-20	10-10

NCAA RANKS COMPARISON

	OU	TTU
Points/Game	8th	T29th
Points Allowed/Game	T59th	99th
First Downs/Game	T29th	T87th
First Downs Allowed/Game	54th	43rd
Rush Yards/Game	37th	61st
Rush Yards Allowed/Game	21st	T71st
Pass Yards/Game	28th	32nd
Pass Yards Allowed/Game	112th	77th
Total Offense/Game	17th	37th
Total Defense/Game	69th	70th
Turnover Margin	T20th	T96th
Sacks/Game	T44th	T106th
Sacks Allowed/Game	69th	T40th
3rd Down Offense	T11th	T23rd
3rd Down Defense	81st	103rd
Red Zone Offense	3rd	11th
Red Zone Defense	T83rd	96th
Kickoff Return Average	67th	T77th
Punt Return Average	91st	69th

2021 BIG 12 STANDINGS

	BIG 12	OVERALL
Oklahoma	5-0	8-0
Baylor	3-1	6-1
Oklahoma State	3-1	6-1
Iowa State	3-1	5-2
Texas	2-2	4-3
Texas Tech	2-3	5-3
Kansas State	1-3	4-3
TCU	1-3	3-4
West Virginia	1-3	3-4
Kansas	0-4	1-6

THIS WEEK'S BIG 12 SCHEDULE

All times Central

Texas at Baylor, 11 a.m. (ABC)
Iowa State at West Virginia, 1 p.m. (ESPN+)
Texas Tech at Oklahoma, 2:30 p.m. (ABC)
TCU at Kansas State, 2:30 p.m. (ESPNU)
Kansas at Oklahoma State, 6 p.m. (FS1)

NEXT WEEK'S BIG 12 SCHEDULE

All times Central

Texas at Iowa State
Kansas State at Kansas
Oklahoma State at West Virginia
Baylor at TCU

► Oklahoma gained 320 of its 398 total yards in the second half, including 213 of its 220 rushing yards and 107 of its 178 passing yards.

► Sophomore receiver **Trevon West** rushed for 66 yards on a reverse play in the third quarter, leading to OU's second touchdown of the game. It tied for the Sooners' longest scrimmage play of the season.

► In his second career start, sophomore safety **Key Lawrence** recorded a career-high eight tackles (tied **Brian Asamoah** for team high), two tackles for loss and a forced fumble in the fourth quarter that OU recovered.

► The win was OU's 28th in its last 30 true road games. The Sooners have scored at least 30 points in 35 consecutive true road contests.

LAST YEAR VS. TEXAS TECH

► Oklahoma gave up a touchdown on the game's opening drive but corrected itself quickly and never looked back in a 62-28 Halloween night win at Texas Tech last season. The Sooners scored touchdowns on six straight first-half possessions to build a 42-7 advantage and took a 48-14 lead to halftime. It was their most points in a half since scoring 49 in the opening 30 minutes vs. Nebraska in a 62-28 win in 2008. The 48 points were also OU's most ever in a half vs. Texas Tech.

► Running back **Rhamondre Stevenson** made a splash in his season debut, rushing for 87 yards and three touchdowns on 13 carries (6.7 avg.) en route to Big 12 Co-Offensive Player of the Week honors. It was his first career multiple-TD game and he became the first OU back to score three TDs since **Kennedy Brooks** in 2018. He scored on a six-yard rush on his first carry of the season in the first quarter and added a pair of one-yard runs, all in the first half. OU totaled then-season highs of 213 rushing yards and 5.5 yards per carry.

► In just over one half of work, **Spencer Rattler** completed 21 of 30 passes for 288 yards and two touchdowns without an interception. His TD passes went to **Jeremiah Hall** (four yards) and **Austin Stogner** (27 yards) in the second quarter. **Theo Wease** caught five passes for a career-high 105 yards.

► The Sooners registered three takeaways (led to 17 points) and did not commit a turnover. Defensive back **Tre Norwood**, who made his first start since the 2018 season, intercepted two first-quarter passes, both leading to touchdowns. Defensive lineman **Isaiah Thomas** recovered a second-quarter fumble.

► OU logged two sacks (1.5 by Thomas and 0.5 by **Nik Bonitto**) and nine tackles for loss. Junior defensive end **Ronnie Perkins** made his season debut and finished with four tackles (all solo), a team-high 2.0 tackles for loss and a quarterback hurry.

► The Sooners finished with 559 yards of offense, snapping a streak of five straight games against Texas Tech in which they had registered over 600 yards.

HOME IS WHERE THE "W" IS

► Oklahoma has won three more Big 12 championships over the last 22 years (14) than it has lost home games. OU is 128-11 (.921) at Gaylord Family — Oklahoma Memorial Stadium since the start of the 1999 season. It is the best home winning percentage nationally over the last 23 seasons (Boise State is next at .915 and Ohio State third at .890). OU has outscored its opponents by an average of 43-17 in those games.

► The Sooners have posted 138 straight sellouts of originally scheduled home games dating back to the start of the 1999 season (**Bob Stoops'** first as head coach). Only Nebraska (FBS-record 379) has a longer current streak nationally.

BONITTO, BRKIC NAMED MIDSEASON ALL-AMERICANS

► Outside linebacker **Nik Bonitto** and placekicker **Gabe Brkic** each earned midseason All-America honors from Sporting News and The Athletic last week. They were first-team selections by Sporting News and second-team picks by The Athletic.

► Bonitto, a redshirt junior, has racked up 26 tackles, a team-high-tying 8.5 tackles for loss and a team-high 5.0 sacks. His seven quarterback hurries are three more than the Sooner with the next-highest total and his two fumble recoveries are tied for fourth most in the country. Bonitto set a school record with his 70-yard fumble return at Kansas State.

► Also a redshirt junior, Brkic ranks second nationally with his 16 field goals and 2.0 field goals per game. He is 16 for 19 on the year (.842) and leads the country with his four makes from 50 yards or farther (on five attempts). Brkic, who is also 35 for 35 on PAT tries, leads the Big 12 and ranks third nationally with his 83 points.

RILEY SECOND FASTEST TO 53 WINS

At 53-8, Lincoln Riley is one of just six Sooners head coaches to reach 50 wins. Only College Football Hall of Famer Barry Switzer reached 53 victories at OU in fewer games.

PLAYER	FIRST YEAR	GAMES TO 53 WINS	TOTAL WINS
Barry Switzer	1973	60	157
Lincoln Riley	2017	61	53
Bud Wilkinson	1947	62	145
Bob Stoops	1999	62	190
Bennie Owen	1905	78	122

MAJOR DEFENSIVE TURNAROUND

Third-year defensive coordinator Alex Grinch has dramatically changed the course of Oklahoma's defense across the board. Below are OU's defensive cumulative stats for the two seasons before his arrival and for the three seasons under his direction.

CATEGORY	2017-18 (BEFORE)	2019-21 (WITH)
Opp. Points/Game	30.2	24.8
Opp. Yards/Game	424.3	360.8
Opp. Rush Yards/Game	158.1	118.4
Opp. Yards/Rush	4.2	3.7
Opp. Pass Yards/Game	266.2	242.5
Opp. Completion Pct.	62.2	59.7
Opp. Yards/Pass Attempt	8.0	7.3
Opp. Yards/Completion	12.8	12.1
Opp. Pass Effic. Rating	144.2	132.7
Opp. 3rd. Down Pct.	42.4	32.8
Sacks/Game	1.9	2.8

THE OKLAHOMA 500

Since Lincoln Riley arrived at OU ahead of the 2015 season, the Sooners have registered 500-plus yards of offense in an incredible 66% of their games (57 of 87). The program with the next highest percentage of 500-yard performances during the period is Ohio State (58%). Only seven programs have a rate of at least 45%:

PROGRAM	500+ YD GAMES	TOTAL GAMES	PCT.
Oklahoma	57	87	65.5
Ohio State	48	83	57.8
Alabama	46	93	49.5
Clemson	46	93	49.5
Ole Miss	37	77	48.1
Texas Tech	38	80	47.5
Memphis	40	86	46.5

2021 PRESEASON HONORS

BRIAN ASAMOAH (R-JR., LB)

Butkus Award Watch List

NIK BONITTO (R-SR., OLB)

Bednarik Award Watch List

Butkus Award Watch List

Nagurski Trophy Watch List

Preseason First-Team All-American (AP, Sporting News, Walter Camp, CBS Sports ESPN, PFF, USA Today)

Preseason All-Big 12

GABE BRKIC (R-JR., K)

Preseason Second-Team All-American (CBS Sports)

Preseason All-Big 12

Lou Groza Award Watch List

KENNEDY BROOKS (R-JR., RB)

Doak Walker Award Watch List

Preseason Second-Team All-American (CBS Sports)

Preseason All-Big 12

PAT FIELDS (SR., S)

Wuerffel Trophy Watch List

ERIC GRAY (JR., RB)

Doak Walker Award Watch List

Preseason Big 12 Newcomer of the Year

JEREMIAH HALL (R-SR., TE/H-BACK)

Allstate AFCA Good Works Team Nominee

Preseason All-Big 12

MARQUIS HAYES (R-SR., OL)

Outland Trophy Watch List

Preseason All-Big 12

KASEY KELLEHER (R-SR., LS)

Patrick Mannelly Award Watch List

MARVIN MIMS (SO., WR)

Maxwell Award Watch List

Biletnikoff Award Watch List

Paul Hornung Award Watch List

Preseason Second-Team All-American (Sporting News, Walter Camp, PFF)

Preseason Big 12 Offensive Player of the Year

Preseason All-Big 12

WANYA MORRIS (JR., OL)

Preseason All-Big 12

SPENCER RATTLE (R-SO., QB)

Maxwell Award Watch List

Walter Camp Player of the Year Watch List

Davey O'Brien Award Watch List

Manning Award Watch List

Preseason First-Team All-American (AP, Sporting News, Walter Camp, CBS Sports, ESPN, USA Today, PFF)

Preseason Big 12 Offensive Player of the Year

Preseason All-Big 12

JALEN REDMOND (R-SO., DL)

Lombardi Award Watch List

Preseason Second-Team All-American (PFF)

TYRESE ROBINSON (R-SR., OL)

Outland Trophy Watch List

AUSTIN STOGNER (JR., TE/H-BACK)

John Mackey Award Watch List

Lombardi Award Watch List

ISAIAH THOMAS (R-SR., DL)

Bednarik Award Watch List

Nagurski Trophy Watch List

Preseason All-Big 12

PERRION WINFREY (SR., DL)

Nagurski Trophy Watch List

Outland Trophy Award Watch List

Preseason Second-Team All-American (The Athletic)

Preseason All-Big 12

MICHAEL WOODS JR. (SR., WR)

Biletnikoff Award Watch List

DEFENSE PLAYS BIG HAND IN 16-GAME WINNING STREAK

► Oklahoma's defense has figured prominently in the program's 16-game winning streak that started on Oct. 10, 2020, against Texas. Here are some notes pertaining to the stretch:

► OU has held 13 of its last 16 opponents below a 50% third-down conversion rate and nine of the Sooners' last 13 opponents have failed to convert more than 33% of third downs. OU ranks seventh nationally during the time period with its 34.3 opponent third-down conversion rate. In fact, OU ranks eighth nationally in the category since the start of the 2019 season (defensive coordinator **Alex Grinch's** first year in Norman) with its 32.8% figure.

► The Sooners have totaled 51 sacks over their last 16 games to rank fourth nationally since Oct. 10, 2020. In the same time frame, OU has registered 115 tackles for loss for an average of 7.2 per game and a total of 482 lost yards.

► OU has registered at least one takeaway in 14 straight games and in 15 of the last 16. It is plus-13 in turnover margin (29 takeaways to 16 turnovers) during the 16-game winning streak.

► The Sooners have 18 interceptions over their last 16 games to rank eighth nationally since Oct. 10, 2020.

NOTING THE OFFENSE

► Oklahoma ranks eighth nationally with its 41.8 points per game and 17th with its 469.0 yards per game.

► OU's 2.0 punts per game are the fewest in the country. The Sooners did not punt against Tulane or Kansas State and punted just once vs. Western Carolina and Kansas.

► The Sooners have committed only eight turnovers through eight games and one of those was by the defense (fumble on a fumble return vs. TCU).

► Freshman quarterback **Caleb Williams** has completed 69.6% of his passes (55 of 79) for 787 yards and eight touchdowns with one interception (184.2 efficiency rating would lead Big 12 if he had enough attempts to qualify). He has also been highly effective with his feet, running for 285 yards and four scores on only 26 carries (11.0 yards per rush). He has four of OU's seven longest rushes of the season (66 yards for a TD vs. Texas is tied for team's longest, 59 vs. Western Carolina is fourth longest, 41 vs. TCU is sixth longest and 40 vs. Kansas is seventh longest).

► Despite not playing the last two-and-a-half games (nor in the second half against Western Carolina), redshirt sophomore quarterback **Spencer Rattler** ranks second in the Big 12 in completion percentage (74.3; ranks third nationally), third in completions (130), passing offense (228.5 ypg) and total offense (242.8 ypg) and fifth in passing touchdowns (10). He tied a school record for TD passes in a half with five vs. Western Carolina and has thrown at least one TD pass in 16 of his 17 career starts (OU is 15-2).

► Rattler has completed 45 of his last 56 pass attempts (80%).

► Receiver **Marvin Mims** ranks fourth on the squad in receptions (22) but leads the team with 470 receiving yards (next most is 294). Mims ranks eighth nationally and first in the Big 12 with his 21.4 yards per catch.

► Receiver **Jadon Haselwood** paces the Sooners with 30 catches (for 276 yards; 9.2 average) and six receiving touchdowns. He had one career receiving TD entering the season but has four over the last two weeks.

► Receivers **Michael Woods II** (25) and **Mario Williams** (24) rank second and third in receptions and both have two touchdown catches, as does Mims. Tight end/H-back **Jeremiah Hall** ranks second with four TD grabs.

► Haselwood, who missed all but three games last season due to injury, has made his first eight career starts this year. He was the consensus No. 1 national receiver in the 2019 recruiting class, while Williams was ESPN's No. 1 receiver in the 2021 class. Woods and Mims started the first seven contests this season but did not play in Saturday's win at Kansas.

► Redshirt junior **Kennedy Brooks** and junior **Eric Gray** have shared the vast majority of the rushing workload this season. Brooks leads the team in carries (123), rushing yards (767), rushing yards per game (95.9) and rushing touchdowns (nine). His 449 rushing yards over the last three weeks ranks as the third most nationally. Gray, a transfer from Tennessee, started OU's first five games and has rushed 62 times for 298 yards (4.8 per carry; 37.3 yards per game; one TD) and has 13 catches for 160 yards and a touchdown. Walk-ons **Jaden Knowles** and **Todd Hudson** earned carries against Western Carolina and each scored two TDs.

► Redshirt sophomore running back **Marcus Major** sat out each of OU's first five games this season but was deemed eligible by the NCAA the day before the Oct. 9 game against Texas. He made his season debut Oct. 16 vs. TCU but has not registered a carry or reception in his two games.

OU FOOT NOTES

► Redshirt junior kicker **Gabe Brkic** ranks second nationally this season with 16 field goals (on 19 attempts; .842) and is 4 for 5 on tries from over 50 yards. Brkic ranked third in the country last season by averaging 2.0 field goal makes per game and this year ranks third by averaging the same figure.

► The longest field goal made this season nationally is 56 yards and Brkic has two of the four makes from that distance. He is one off the national lead with his eight makes from 50-plus yards since the start of the 2020 season (LSU's Cade York has nine), while no other player has made more than five 50-yarders. Brkic's nine career makes

RILEY AMONG LEGENDS

OU is the only program that can boast four coaches who each won at least 100 games (Bennie Owen, 122; Bud Wilkinson, 145; Barry Switzer, 157; Bob Stoops, 190). And now current head coach Lincoln Riley has 53 victories after just 60 games.

COACH	YRS AT OU	CAREER WIN%
Lincoln Riley	2017-	.869
Barry Switzer	1973-88	.837
Bud Wilkinson	1947-63	.826
Bob Stoops	1999-16	.798
Bennie Owen	1905-26	.677

A BALANCED APPROACH

Since the start of the 2018 season, Oklahoma has recorded eight games of at least 300 passing yards and at least 300 rushing yards. The next highest total nationally is four. Texas is the only other Big 12 program to do it multiple times (twice), while Ohio State is the only other Power Five program to do it three times.

PROGRAM	300/300 GAMES
Oklahoma	9
UCF	4
Ohio State	3
Cincinnati	2
Clemson	2
Kent State	2
Louisiana	2
Nebraska	2
North Texas	2
Ole Miss	2
Texas	2
Tulsa	2

POWER FIVE CONFERENCE TITLES SINCE 2000

1. Oklahoma	14
2. Ohio State	11
3. Oregon	8
4. Alabama	7
Clemson	7
Florida State	7
7. USC	6
8. LSU	5
9. Virginia Tech	4
10. Nine programs	3

FINAL AP TOP-25 APPEARANCES SINCE 2000

1. Oklahoma	19
2. Ohio State	18
3. LSU	17
4. Georgia	16
5. Alabama	15
Clemson	15
7. Florida State	14
Texas	14
Wisconsin	14
10. Michigan, Oregon, Virginia Tech	13

HEISMAN FINALISTS SINCE 2000

1. Oklahoma	10
2. Alabama	8
3. Stanford	5
Florida	5
5. USC	4

MOST TDs SINCE START OF 2015

1. Alabama (93 games)	512
2. Oklahoma (87 games)	496
3. Clemson (93 games)	473
4. Ohio State (83 games)	460
5. Memphis (86 games)	433

ACTIVE BOWL STREAKS

1. Georgia	24
2. Oklahoma	22
3. Wisconsin	19
4. Alabama	17
5. Clemson	16

MOST ALL-TIME 10-OR-MORE-WIN SEASONS

1. Oklahoma	40
Alabama	40
3. Michigan	29
4. Ohio State	28
5. Nebraska	27
USC	27

MOST WINS SINCE END OF WORLD WAR II (1946-PRESENT)

1. Oklahoma	681
2. Alabama	640
3. Ohio State	634
4. Penn State	621
5. Texas	608
6. Nebraska	599
7. Michigan	592
8. Georgia	590
9. USC	581
10. Tennessee	568

from 50 or farther are the most in OU history (next highest total is four). He also sits atop the Sooners' career chart with 18 makes from at least 40 yards.

► Brkic, who was a 2020 first-team All-Big 12 selection (coaches and AP) and a Lou Groza Award semifinalist, is 53 for 62 (.855) on career field goal attempts. The OU career record for field goal percentage is .833 (75 for 90) by **Michael Hunnicut** (2011-14). Brkic has also made all 137 of his PAT tries. Only **Austin Seibert** (162) has a longer streak of makes in school history.

► During **Lincoln Riley's** five-year head coaching career, Oklahoma ranks first in the Big 12 and fifth nationally with its 84.4% success rate on field goal attempts (92 for 109). Kansas State is the next best Big 12 school in the category during the span, ranking 16th at 79.6%.

► During the same period, the Sooners rank second nationally in PAT conversion percentage among teams with at least 150 attempts, converting 333 of 334 tries (99.7%). Only Virginia Tech (192 of 192) has a higher success rate.

► Redshirt senior punter **Michael Turk** transferred to OU from Arizona State in August and earned the starting job. The 2019 and '20 first-team All-Pac-12 selection averaged 46.2 yards per punt over the last two seasons and totaled 28 boots that went at least 50 yards. He has only punted 16 times this year (2.0 per game) and is averaging 52.4 yards per punt (has nine punts over 50 yards, including an 85-yarder vs. Texas which tied as the third longest in OU history). He also holds the best and third-best single-game punting averages in school history (min. three punts; 59.7 two games ago vs. TCU and 58.0 vs. Texas three games ago).

OU'S BIG 12 DOMINATION

► Oklahoma's win over Iowa State in the 2020 Big 12 Championship resulted in the Sooners' sixth straight Big 12 title and 14th since 2000 (no other program has won more than two during the span). For perspective, the two Power Five programs with the next most conference titles this millennium are Ohio State (11 in Big Ten) and Oregon (eight in Pac-10/Pac-12).

► The Sooners' 14 Big 12 titles are 11 more than the program with the next most. Texas has won three Big 12 championships and is followed by Baylor, Kansas State and Nebraska (two each), and Colorado, Oklahoma State, TCU and Texas A&M (one each). Colorado and Nebraska left the Big 12 after the 2010 season and Texas A&M departed after the 2011 campaign.

► Since 2010, OU has won eight Big 12 titles and is followed by Baylor (two) and Kansas State, Oklahoma State and TCU (one each).

► Oklahoma is the only program to win at least three straight Big 12 titles, and it has done so twice (2006-08 and 2015-20). Baylor (2013-14) is the only other program to win two Big 12 championships in a row.

► At 11-1, the Sooners are the only program with a winning record in Big 12 Championship games. Texas has the next best mark at 3-3.

► Since **Lincoln Riley** came to Norman as offensive coordinator in 2015, OU has posted a 52-6 (.897) record in regular season Big 12 play. The next best mark during the period is 37-21 (.638) by Oklahoma State.

MORE CONFERENCE TITLE TIDBITS

► Oklahoma and Clemson are each riding streaks of six outright conference championships. The last current Power Five program to win at least six straight outright league titles was OU when it claimed 12 Big Six/Seven crowns in a row under legendary **Bud Wilkinson** (1948-59).

► Every OU freshman class from 1999-2019 has won at least one Big 12 championship and all but the 2011 freshman class have won at least two. The 2015, 2016 and 2017 freshman classes each won four Big 12 titles.

► OU leads the nation with its 50 all-time conference titles. It is followed by Nebraska (46), Michigan (42), Ohio State (39) and USC (37).

YEAR THREE OF "SPEED D"

► Hired in January 2019, coordinator and safeties coach **Alex Grinch**, who was a 2019 Broyles Award semifinalist, has overseen major improvement on the defensive side of the ball in his three seasons in Norman.

► OU ranked third nationally last season in interceptions (16), fourth in opponent third-down conversion percentage (27.9), sixth in sacks per game (3.6), ninth in rushing defense (105.1 ypg) and passing defense efficiency rating (112.9), 16th in tackles for loss per game (7.5) and 29th in total defense (350.6 ypg) and scoring defense (21.7 ppg).

► Grinch's unit was particularly stingy down the stretch in 2020. After Nov. 1 (five games), OU led the nation in interceptions per game (2.2) and ranked second in sacks per game (4.0) and passing defense efficiency rating (94.5), fourth in opponent third-down conversion percentage (25.0), sixth in scoring defense (15.4 ppg), eighth in passing yards per attempt (5.4), ninth in opponent passing completion percentage (51.4), 14th in rushing yards per game (112.2) and 18th in rushing yards per carry (3.4).

► Oklahoma's 1.45 interceptions per game last season were its second most in the last 17 years (1.53 in 2015). The team's 16 interceptions were its most in a season since registering 20 in 2015 (13 games) and were three more than it registered over the 2018 (six) and 2019 (seven) seasons combined. And from the second quarter of the Dec. 5 game

HERE'S THE KICKER

Redshirt junior kicker Gabe Brkic sits atop OU's career chart for field goal conversion percentage with his .855 mark.

PLAYER	FG-FGA	PCT.
1. Gabe Brkic (2018-present)	53-62	.855
2. Michael Hunnicut (2011-14)	75-90	.833
3. Garrett Hartley (2004-07)	47-58	.810
4. Jimmy Stevens (2008-11)	42-52	.808
5. Austin Seibert (2015-18)	63-79	.797

BIG 12 CHAMPIONSHIPS WON

SCHOOL	TOTAL	YEARS
Oklahoma	14	('00, '02, '04, '06-08, '10, '12, '15-20)
Texas	3	('96, '05, '09)
Baylor	2	('13-14)
Kansas State	2	('03, '12)
Nebraska	2	('97, '99)
Colorado	1	('01)
Oklahoma State	1	('11)
TCU	1	('14)
Texas A&M	1	('98)

BEST RECORDS SINCE 2015

SCHOOL	RECORD
1. Alabama	86-7
2. Clemson	83-10
3. Ohio State	74-9
4. Oklahoma	75-12
5. Georgia	69-17

2021 TEAM CAPTAINS

Oklahoma's 2021 team captains were announced Aug. 30 following a team vote (Isaiah Thomas was added Sept. 10). This marks the second straight season Pat Fields earned the nod from his teammates.

No.	Name	Class	Pos.
10	Pat Fields	Sr.	S
27	Jeremiah Hall	R-Sr.	TE/H
19	Caleb Kelly	R-Sr.*	OLB
7	Spencer Rattler	R-So.	QB
95	Isaiah Thomas	R-Sr.	DL

*Super senior

RILEY SECURES ANOTHER TOP RECRUITING CLASS

Oklahoma head coach Lincoln Riley assembled a 16-member 2021 recruiting class, with all signees inking during the December period. The class ranked No. 11 nationally by 247Sports and No. 13 by ESPN and Rivals. It was the consensus No. 1 class in the Big 12 and rated as fourth- and fifth-best nationally by Rivals and 247Sports, respectively, in terms of average ranking per player.

Of the 16 signees, three were ranked as five-star prospects on a five-star scale by 247Sports, ESPN or Rivals, while 12 earned four-star designation from at least one of those outlets.

Fifteen of the 16 signees were high schoolers and the other was a junior college product. The signees hail from seven states as well as Washington, D.C. Nine were classified as defensive players, six were offensive players and one — Billy Bowman — was labeled an "athlete," as he played extensively on both sides of the ball.

The state of Texas produced the most OU signees with six, while Oklahoma, Florida and Virginia each produced two. The Sooners also signed one player each from Illinois, Maryland, Oregon and Washington, D.C.

Ten of the Sooners' signees enrolled at OU for the spring semester and participated in team activities. They are defensive back Bowman, defensive lineman Isaiah Coe (junior college product), defensive end Ethan Downs, receiver Cody Jackson, cornerback Latrell McCutchin, safety Jordan Mukes, defensive end/outside linebacker Nathan Rawlins-Kibonge, outside linebacker Clayton Smith (five-star by Rivals), quarterback Caleb Williams (consensus No. 1 QB nationally and five-star by 247Sports and Rivals) and receiver Mario Williams (five-star by Rivals).

2021 OU RECRUITING CLASS

No.	Name	Class	Pos.
5	Billy Bowman	Fr.	DB
59	Savion Byrd	Fr.	OL
94	Isaiah Coe	Jr.	DL
40	Ethan Downs	Jr.	DE
14	Jalil Farooq	Fr.	WR
44	Kelvin Gilliam	Fr.	DL
17	Damond Harmon	Fr.	DB
6	Cody Jackson	Fr.	WR
7	Latrell McCutchin	Fr.	CB
75	Cullen Montgomery	Fr.	OL
29	Jordan Mukes	Fr.	DB
35	Nathan Rawlins-Kibonge	Fr.	DE/OLB
20	Clayton Smith	Fr.	OLB
28	Danny Stutsman	Fr.	LB
13	Caleb Williams	Fr.	QB
4	Mario Williams	Fr.	WR

vs. Baylor through the first quarter of the Dec. 30 Cotton Bowl vs. Florida, the Sooners registered eight interceptions over an eight-quarter stretch (two vs. Baylor, three vs. Iowa State and three vs. Florida).

► In 33 games under Grinch, OU has allowed only five opponent wide receivers to register at least 100 receiving yards in a contest.

► Over OU's last 21 contests, only three running backs have rushed for 100 yards in a game against the Sooners (Iowa State's Breece Hall [139 yards] did it in the third game of last season while Texas' Bijan Robinson [137] and Kansas' Devin Neal [100] did it this season). OU ranks 24th nationally by permitting just 3.3 yards per carry this season.

► Redshirt senior defensive lineman **Isaiah Thomas** has recorded at least half a tackle for loss in 17 of the last 19 games (14-game streak was snapped Sept. 25 vs. West Virginia). Since the start of the 2020 season, Thomas has OU highs of 19.5 tackles for loss and 13.0 sacks (tied with **Nik Bonitto**). He has 7.5 TFLs (4.5 sacks) and two forced fumbles this year.

OFFENSE HAS ROLLED UNDER RILEY

► Oklahoma owns the nation's most productive offense since the start of the 2015 season, which was **Lincoln Riley's** first year as OU's offensive coordinator. Riley still calls plays in his fifth year as head coach.

► Since the start of the 2015 campaign, OU ranks first nationally in scoring (44.2 ppg; next most is 42.2), total offense (539.4; next most is 502.2), yards per play (7.6), TDs from scrimmage (479), pass efficiency rating (184.1; next best is 174.0) and completion percentage (69.4). It ranks third in passing offense (316.6) and ninth in rushing offense (222.8). No other program during the span ranks in the top 15 in passing and rushing offense.

► In 87 games since the start of the 2015 season, OU has registered at least 500 yards of total offense 57 times (next most is 48), including in 47 of the last 70 outings, topped the 600-yard mark on 28 occasions and gone over 700 yards seven times. Similarly, OU has scored at least 30 points in 75 of 87 games since Riley's arrival, at least 40 points 54 times, at least 50 points 32 times and at least 60 points 11 times.

QBU CONTINUES

► Oklahoma's top two signal callers, redshirt sophomore **Spencer Rattler** (2019) and freshman **Caleb Williams** (2021), were each regarded as the consensus No. 1 quarterbacks in their recruiting classes and were named Elite 11 MVPs.

► A consensus 2021 preseason All-American and the Big 12 Preseason Offensive Player of the Year, Rattler was OU's fourth starting quarterback in four seasons last year (**Baker Mayfield** and **Kyler Murray** won the 2017 and '18 Heisman Trophy while **Jalen Hurts** was 2019 runner-up). Rattler was named national freshman of the year by CBS Sports after completing 67.5% of his passes for 3,031 yards (275.5 per game) and 28 touchdowns vs. seven interceptions. He also rushed for 160 yards and six TDs. His 92.5 passing grade by PFF ranked third nationally behind BYU's Zach Wilson and Heisman finalist Mac Jones of Alabama.

► Over OU's last seven games last year (all wins), Rattler threw 15 TD passes and only two interceptions.

► Rattler led the nation's freshmen in passing touchdowns, passing offense and total offense (290.1 ypg). Among all players who played at least six games, he ranked eighth in passing TDs, ninth in yards per pass attempt (9.6), 10th in pass efficiency rating (172.6), 14th in completion percentage, 15th in passing offense and 16th in yards per completion (14.2).

► Williams, a 2021 OU mid-year enrollee, was ranked as the nation's No. 1 overall player in the 2021 recruiting class by SI All-American, No. 5 by Rivals, No. 7 by 247Sports and No. 16 by ESPN.

► Williams' high school team did not play a 2020 fall season due to the pandemic, but he was a two-time All-Washington Catholic Athletic Conference selection and the 2019 MVP as a junior. That year he threw for 1,770 yards and 19 touchdowns as a junior while rushing for 838 yards and 18 scores.

"AIR RAID" A MISNOMER

► Fans and media have often referred to Oklahoma's offense under **Lincoln Riley** as the "Air Raid." The label is not exactly accurate, however, as the Sooners have rushed more than they've thrown in each of the six years since Riley arrived in Norman, and that's counting plays in which the quarterback was sacked as pass plays (officially they are recorded as rushes). OU's rushing play percentage was 52.6 in 2015, 57.7 in 2016, 53.1 in 2017, 54.7 in 2018, 57.3 in 2019 and 50.6 last year.

► Since Riley joined the OU program as offensive coordinator before the 2015 season, the Sooners rank first nationally in passing efficiency rating (183.6; next best is 173.7), second in yards per pass attempt (10.4) and third in passing yards per game (318.5). But during the same span, OU also paces the nation with eight individual 1,000-yard rushing seasons (**Samaje Perine** in 2015, Perine and **Joe Mixon** in 2016, **Rodney Anderson** in 2017, **Kennedy Brooks** and **Kyler Murray** in 2018 and Brooks and **Jalen Hurts** in 2019).

► OU also leads the country with 12 individual running back seasons of 6.0 or more yards per carry (min. 50 carries per season) during Riley's time in Norman.

RILEY'S FAST START

► The FBS's youngest head coach (33) at the time of his hiring, **Lincoln Riley** became just the fifth mentor in FBS history with no previous head-coaching experience at a four-year college to win at least 12 games in his debut season. At 24-4, 36-6 and 45-8, he also holds the OU record for most wins by a head coach in his first two, three and four seasons (**Barry Switzer** held the records of 21 and 32, and **Bob Stoops** held the record of 43). He needs three more wins to set the outright record for victories in the first five years of an OU coaching career (Stoops holds that standard with 55 [1999-03]).

► Riley is the only person to ever win an outright FBS conference title in each of his first four seasons as a collegiate head coach.

OU SINCE RILEY ARRIVED IN 2015 (2015-16 Offensive Coord.; 2017-20 Head Coach)

- 75-12 overall record (.862); 52-6 Big 12 (.897)
- 26-2 true road record
- Six Big 12 championships
- 2015, '17, '18 and '19 College Football Playoff
- 2016 Sugar Bowl, 2020 Cotton Bowl titles
- Ranks first nationally in scoring (44.2 ppg), total offense (539.4 ypg; next most is 502.2), pass efficiency rating (184.1; next best is 174.0), TDs from scrimmage (479) and completion percentage (69.4).
- Set FBS single-season team pass efficiency rating records (193.8 in 2016; 202.7 in 2017)
- 2016 Biletnikoff Award (Dede Westbrook); 2017 Heisman Trophy (Baker Mayfield); 2017 Mackey Award (Mark Andrews); 2018 Heisman Trophy (Kyler Murray)
- Twelve first-team All-Americans

SOONERS WHO HAVE GRADUATED

KENNEDY BROOKS (R-JR., RB)

Criminology

ROBERT CONGEL (R-SR., OL)

Urban and regional development

JEREMIAH HALL (R-SR., TE/H-BACK)

Health and exercise science

MARQUIS HAYES (R-SR., OL)

Human relations

SPENCER JONES (R-SR., QB/HOLDER)

Communication

CALEB KELLY (R-SR., OLB)

Communication (bachelor's degree)

Administrative leadership (master's degree)

BRYAN MEAD (R-SR., LB)

Health and exercise science

TANNER SCHAFFER (R-SR., QB)

Management

LARON STOKES (SR., DL)

Human relations

ERIK SWENSON (R-SR., OL)

Management

MICHAEL TURK (R-SR., P)

Liberal studies

MICHAEL WOODS (SR., WR)

Recreation and sports management

[^] Denotes "super senior"

STOOPS TO BE INDUCTED INTO CFB HALL OF FAME IN DECEMBER

The owner of the most wins in Oklahoma football history and engineer of 10 Big 12 Conference titles and the 2000 national championship, former head coach **Bob Stoops** was named to the 2021 College Football Hall of Fame Class by the National Football Foundation (NFF) and College Hall of Fame in his first year of eligibility.

Stoops, former Florida A&M head coach Rudy Hubbard and 11 former players will be inducted into the College Hall of Fame during the 63rd NFF Annual Awards Dinner on Dec. 7 alongside the 2020 Hall of Fame Class (the 2020 event was canceled due to COVID-19). This year's group was named to the class from a national ballot of 78 players and seven coaches from the Football Bowl Subdivision and 99 players and 33 coaches from the divisional ranks.

Hired Dec. 1, 1998, Stoops posted a 190-48 (.798) record at OU and coached the Sooners to a school-record 18 consecutive bowl berths. He was the only coach in the BCS era to win the Fiesta Bowl, Orange Bowl, Rose Bowl, Sugar Bowl and the national championship, and accumulated more victories over his 18 seasons than any coach in the game's history.

The Youngstown, Ohio, native guided the Sooners to the most wins of any Power Five program between 1999 to 2016 and led OU to double-digit victories in 14 of his 18 seasons (most nationally during the stretch) and to at least eight wins in each of his last 17 campaigns (good for the longest streak in the nation at the time of his retirement). Seven of his squads finished in the AP top five, including each of the last two, while three more finished No. 6.

▶ No one in the previous 125 years won more games in their first three seasons as a college head coach than Riley did from 2017-19. Penn's George Woodruff (1892-94) was the last to win more than 36 games in his first three seasons.

HEISMAN U

▶ Quarterbacks **Baker Mayfield** and **Kyler Murray** became Oklahoma's sixth and seventh Heisman Trophy winners in 2017 and '18, respectively, moving the Sooners into a tie with Notre Dame and Ohio State for the most Heisman winners. Other OU winners were QB **Sam Bradford** in 2008, QB **Jason White** in 2003, RB **Billy Sims** in 1978, RB **Steve Owens** in 1969 and RB **Billy Vessels** in 1952.

▶ Quarterback **Jalen Hurts** was the 2019 Heisman Trophy runner-up and became Oklahoma's 11th Heisman finalist, most of any school (finalists were first named in 1982). Alabama ranks second with 10 finalists, Miami (Fla.) ranks third with nine, Florida ranks fourth with eight and Ohio State ranks fifth with seven.

▶ OU boasts 10 Heisman finalists in the last 20 years (since 2000), which is two more than the school with the next most during that span (Alabama has six) and five more than the one with the third most (Stanford has five).

▶ Oklahoma is the first program to ever produce five Heisman finalists in a four-year period (Hurts in 2019 [runner-up], Murray in 2018 [won], Mayfield in 2017 [won] and Mayfield [finished third] and receiver **Dede Westbrook** [finished fourth] in 2016). With Mayfield's and Murray's wins, OU is the only program to produce different quarterback winners in consecutive seasons.

▶ OU is tied for the most Heisman runners-up, as well (six). OU's second-place Heisman finishers were **Kurt Burris** (1954), **Greg Pruitt** (1972), **Sims** (1979), **Josh Heupel** (2000), **Adrian Peterson** (2004) and Hurts (2019).

▶ Oklahoma has produced four Heisman Trophy winners in the last 18 years. Only three other programs have produced four winners ever.

▶ An OU quarterback finished in the top four of Heisman voting in each of **Lincoln Riley's** first five years with the Sooners (Mayfield fourth in 2015, third in 2016 and first in 2017; Murray first in 2018; Hurst second in 2019).

COLLEGE FOOTBALL'S BEST

▶ During the modern era of college football (since the end of World War II), the Sooners are the nation's No. 1 team with more wins (681) than any other program (next most is 640 by Alabama).

▶ Oklahoma is the highest-scoring program in college football history with 37,190 points (in 1,307 games).

▶ OU leads all FBS programs with 50 all-time conference championships. The rest of the top five includes Nebraska (46), Michigan (42), Ohio State (39) and USC (37). The Sooners' 14 league titles since 2000 are the most among Power Five programs (Ohio State ranks second with 11).

▶ No program has more all-time 10-win seasons than Oklahoma, which is tied with Alabama with 40 (OU has a nation-leading 17 10-win campaigns since 2000). In addition, OU's 26 seasons with at least 11 wins are the most in college football history.

▶ Since former head coach **Bob Stoops** arrived in Norman in 1999, OU leads all Power Five conference programs in wins (243; next most is 238 by Ohio State) and points scored (11,635; next most is 10,564 by Oregon).

EXTRA POINTS

▶ Oklahoma is one of nine undefeated teams this season and is the only Power Five squad with an 8-0 record.

▶ OU has already tied the single-season school record with five wins by seven or fewer points (also in 2010 and 2019). In fact, for the first time in program history, the Sooners won four consecutive games by seven or fewer points each (beat Nebraska by seven, West Virginia by three, Kansas State by six and Texas by seven). They also beat Tulane 40-35 in the opener.

▶ The Sooners are 46-10-1 all-time as the No. 4-ranked team in the AP poll (24-2 at home). Oklahoma has faced Texas Tech only once while ranked fourth, and that was a 60-15 home win over the No. 24 Red Raiders in 2002. OU has won 13 straight home games while ranked fourth, including a 52-31 decision vs. TCU on Oct. 16 (its last such loss was in 2001 to Oklahoma State).

▶ Redshirt senior linebacker **Bryan Mead** played in his 56th career game Sept. 25 against West Virginia to break the previous school record of 55 games that was held by former quarterback and holder **Connor McGinnis**. Mead has now played in 60 contests.

▶ The Sooners have outscored their opponents by a combined 84-26 margin in the second quarter this season.

▶ OU is one of nine undefeated teams this season and is the only Power Five squad with an 8-0 record.

▶ OU head coach **Lincoln Riley** turned 38 on Sept. 5. He was the youngest FBS head coach (33) at the time of his hiring in 2017 and is the seventh-youngest today.

▶ Co-offensive coordinator and inside receivers coach **Cale Gundy** is OU's all-time leader in victories (274) as a player (31) and/or coach (243). **Barry Switzer** ranks second with 215, all as an assistant or head coach.

▶ The Sooners are tied with Clemson for the second-longest current streak of New Year's Six bowl appearances (six). They trail Ohio State (seven) and are followed by Georgia (four), Florida (three), Oregon (two) and six programs with one.

CFP APPEARANCES

Oklahoma has made four appearances in the seven-year history of the College Football Playoff, all in the last six seasons. It is the only Big 12 program to qualify for the event.

PROGRAM	CFPs
Alabama	6
Clemson	6
Oklahoma	4
Ohio State	4
Notre Dame	2
Six programs	1

MOST CONFERENCE TITLES

Oklahoma leads all of college football with its 50 conference championships.


PROGRAM	TITLES
Oklahoma	50
Nebraska	46
Michigan	42
Ohio State	39
USC	37

MORE THAN AN AIR RAID

Since Lincoln Riley arrived at OU in 2015, the Sooners lead the nation with their eight individual 1,000-yard rushing seasons (Samaje Perine in 2015, Perine and Joe Mixon in 2016, Rodney Anderson in 2017, Kennedy Brooks and Kyler Murray in 2018 and Brooks and Jalen Hurts in 2019).

PROGRAM	1,000-YD RUSHING SEASONS
Oklahoma	8
Appalachian State	7
Georgia	7
Navy	7
12 programs	5

GAYLORD FAMILY OKLAHOMA MEMORIAL STADIUM



OU's \$160 million stadium renovation and modernization project bowled in the south end of the facility and added premium seating and a 62-foot-by-38-foot video board.

OKLAHOMA'S PALACE ON THE PRAIRIE

► Gaylord Family — Oklahoma Memorial Stadium is one of America's most recognized college football cathedrals. Situated on the east side of the Norman campus, this historical facility is the largest sports arena in the state and ranks among the 18 largest on-campus facilities in the nation.

► In 1921, University of Oklahoma students started a movement for construction of a student union. By 1925, the idea had grown to include a combined football stadium/student union. In the original architect's drawings, the north end of the proposed structure was strikingly similar to the present Oklahoma Memorial Union, which eventually was constructed separately when head coach and athletics director Bennie Owen suggested it would be best to raise funds for a union and a stadium.

► The field is named Owen Field after Owen, who became a charter member of the National Football Hall of Fame. The first game played at the site took place Oct. 20, 1923 (a 63-7 win over Washington, Mo.).

► In 1925, the first contest was played in front of the new stands on the west side of the field. The 16,000-seat Oklahoma Memorial Stadium, named in honor of University personnel who died in World War I, was erected at a cost of approximately \$293,000.

► Expansions increased the stadium's capacity to 32,000 (1929), 55,000 (1949), 61,836 (1957), 71,187 (1975), 75,004 (1980), 72,765 (1998), 82,112 (2003) and 83,489 (2016). With last year's widening of aisles and some seats, capacity dropped to 80,126.

► In July, 1970 the original natural grass surface was removed and artificial turf was installed. That tartan turf was replaced with super turf before the 1981 season. Owen Field returned to grass in 1994.

RECENT RENOVATION

► The OU Board of Regents approved a proposal from OU Athletics on June 25, 2014, to proceed with the development of plans and projects for a major renovation and modernization of the stadium at an estimated cost of \$160 million. The project was carried out entirely from Athletics Department-generated capital funds, bond funds and other private sources.

► The first phase of the building project was completed prior to the 2016 home opener with a focus on the south end zone. The most visible aspect is a completed south end zone seating bowl, a feature that initially increased the seating capacity to 83,489.

► The seating bowl features an expanded concourse, additional restrooms and concessions, and other amenities. The new structure features 22 suites, 60 open-air loge boxes and 1,976 club seats. Club patrons also benefit from two new clubs.

► Among the most unique features of the new south end zone facility are a pair of open-air fan plazas, one each in the southwest and southeast corners. They each measure at slightly more than 3,000 square feet each and feature a view directly to the game field.

► All student-athlete services in the new building were moved to the ground floor. That space, completed this past summer, includes a new locker room, strength and conditioning area, training room, nutrition center, meeting rooms and the equipment operation. The third floor of the building houses all of the football offices and the team's video department.

► The weight room nearly tripled in size to 26,600 square feet and includes a 70-yard turfed, indoor speed and agility training area. The athletic training room also grew substantially to nearly 10,000 square feet.

► A significantly larger and more detailed video board has replaced the old video board above the north end zone for 2018. The new board is 62 feet x 38 feet (2,356 square feet).

STADIUM QUICK FACTS

First Game:	Oct. 20, 1923
Result:	OU 63, Washington (Mo.) 7
OU's Stadium Record:	409-88-16 (.813)
Field Name:	Owen Field
Capacity:	80,126
Surface:	Natural Grass
Record Crowd:	88,308 (11/11/17 vs. TCU)

OU'S STADIUM BESTS

INDIVIDUAL

Rushing Yards:	427, Samaje Perine vs. Kansas, 2014
Passing Yards:	500, Landry Jones vs. Okla. State, 2012
Receiving Yards:	208, Ryan Broyles vs. Colorado, 2010
Tackles:	28, Kenneth Murray vs. Army, 2018
Interceptions:	3 (three players)
Sacks:	5, Cedric Jones vs. Texas Tech, 1994

TEAM

Rushing Yards:	768 vs. Kansas State, 1988
Passing Yards:	512 vs. Oklahoma State, 2012
Total Yards:	829 vs. Kansas State, 1988
Points:	79 vs. North Texas, 2007
First Downs:	44 vs. Oklahoma State, 2012



LINCOLN RILEY

**FIFTH SEASON AS HEAD COACH • 53-8 RECORD (.869) • 2018 CO-BIG 12 COACH OF THE YEAR
 MOST OU WINS IN DEBUT SEASON (12), FIRST TWO (24), THREE (36) AND FOUR SEASONS (45)
 DIRECTED SOONERS TO FOUR BIG 12 TITLES AND THREE COLLEGE FOOTBALL PLAYOFF BERTHS
 HAS PRODUCED TWO HEISMAN TROPHY WINNERS AND TWO NO. 1 OVERALL NFL DRAFT PICKS**

After presiding over two of the most prolific offenses in OU history as offensive coordinator and quarterbacks coach in 2015 and 2016, Lincoln Riley took over the program's head coaching reins on June 7, 2017, following the retirement of one of the most accomplished coaches of the last quarter century in Bob Stoops. OU's 22nd head coach, all Riley has done in his first four years is lead the Sooners to their 11th, 12th, 13th and 14th Big 12 titles and to four New Year's Six bowl berths (three College Football Playoffs). He was also named the 2018 Co-Big 12 Coach of the Year.

The Football Bowl Subdivision's youngest head coach (33) at the time of his hiring, Riley became just the fifth mentor in FBS history with no previous head-coaching experience at a four-year college to win at least 12 games in his debut season. At 24-4, 36-6 and 45-8, he also holds the OU records for most wins by a head coach in his first two, three and four seasons (Barry Switzer held the records of 21 and 32; while Bob Stoops held the record of 43). And he is the only coach to ever win an outright FBS conference championship in each of his first four seasons as a collegiate head coach.

Originally from the 5,000-person West Texas town of Muleshoe, Riley, who continues to call Oklahoma's offensive plays as head coach, has made his name as perhaps the best up-and-coming star in college football by overseeing an explosive — and balanced — OU offense the last six seasons.

Since the start of 2015, OU ranks first nationally in scoring (44.2 ppg; next most is 42.2), total offense (539.4; next most is 502.2), yards per play (7.6), touchdowns from scrimmage (479), pass efficiency rating (184.1; next best is 174.0), completion percentage (69.4), second in yards per pass attempt (10.4), third in passing offense (316.6) and ninth in rushing offense (222.8). With that kind of production, it's no surprise the Sooners have posted a 75-12 (.862) record since his arrival (52-6 in Big 12 play). OU's overall mark since 2015 is fourth best nationally, with only Alabama (86-7), Clemson (83-10) and Ohio State (74-9) having better records.

Individual player honors and accomplishments have poured in under Riley, highlighted by quarterbacks Baker Mayfield and Kyler Murray becoming OU's sixth and seventh Heisman Trophy winners in 2017 and 2018. QB Jalen Hurts was the 2019 Heisman runner-up. Mayfield also won the Maxwell, Davey O'Brien, Manning and Walter Camp Player of the Year Awards, was named AP Player of the Year and was the No. 1 overall pick in the 2018 NFL Draft. Murray also won the O'Brien and Manning Awards, was named AP Player of the Year and was the No. 1 overall pick in the 2019 NFL Draft. Receiver Dede Westbrook finished fourth in Heisman voting in 2016 and became OU's first winner of the Biletnikoff Award, while tight end Mark Andrews claimed the school's first Mackey Award in 2017. Eight Sooners have earned first-team All-America honors the last three years. Running back Joe Mixon set the OU single-season record with 2,331 all-purpose yards in 2016, while backfield mate Samaje Perine set the school career rushing record with 4,122 yards in only three seasons.

Oklahoma's newest head man joined the Sooners in January 2015 after a highly successful five-year stint as offensive coordinator and quarterbacks coach under Ruffin McNeill at East Carolina from 2010-14. With OU looking for a new play caller and wanting to get back to the up-tempo attack it helped make mainstream, Riley was the perfect hire.

At East Carolina, Riley installed and directed a spread offensive scheme that made an immediate impact as the Pirates set more than 50 team or individual offensive school records in his five seasons with the program. His squads recorded the top five passing seasons in school history and the top four marks for total offense in a season.

He spent his final season with the Pirates serving in the role of assistant head coach/offensive coordinator/quarterbacks coach in 2014 as the team ranked third in the nation in passing offense (371.9 ypg) and was fifth in total offense (533.0 ypg). With Riley calling the shots, the Pirates set a single-season school record with 6,929 yards of total offense.

Riley's East Carolina offensive units routinely earned national top-10 rankings in major statistical categories such as passing offense (third in 2014, eighth in 2010), scoring offense (fifth in 2014, eighth in 2013), third-down conversion percentage (seventh in 2013) and red zone scoring efficiency (third in 2012, fifth in 2010).

Among his notable pupils, Riley helped transform a pair of East Carolina wide receivers into the most productive pass catchers in FBS history. He guided walk-on Justin Hardy to 387 career catches, breaking the NCAA record previously held by OU's Ryan Broyles (349). Hardy's 4,541 career receiving yards rank third all-time in FBS annals as he flourished in Riley's offense, registering three 1,000-yard seasons at ECU that culminated with a 121-catch, 1,494-yard year as a senior in 2014. Riley also coached recent second-round NFL draft selection Zay Jones for the first two years of his career. Jones went on to break Hardy's record and is the NCAA's leader in career receptions (399) and receptions in a season (158 in 2016).

In addition to overseeing Mayfield's and Murray's record-setting careers, Riley also developed dynamic quarterbacks Dominique Davis and Shane Carden at ECU. Conference USA's 2010 Newcomer of the Year, Davis set ECU career marks for completions and TD passes despite playing just two seasons. Davis ranked second among FBS signal callers with 393 completions and 46 total touchdowns in 2010. He set an NCAA record with 36 straight completions in 2011.

Carden took over the job in 2012 and went on to break the majority of Davis' records, becoming the first 4,000-yard passer in program history and setting single-season standards for completion percentage (70.5 in 2013) and passing yards (4,736 in 2014). Carden earned Conference USA MVP honors in 2013 and was the American Conference's Offensive Player of the Year in 2014. He led all FBS passers with 392 completions in 2014.

Prior to East Carolina, Riley spent seven seasons on the staff at Texas Tech, where he was part of seven bowl teams and five bowl wins. During that span, Red Raiders quarterbacks won NCAA passing titles in 2003, 2004, 2005 and 2007. A walk-on quarterback at Tech during the spring and summer of 2003 who then became a student coach, Riley immersed himself in head coach Mike Leach's offense and worked his way into a full-time position as wide receivers coach in 2007. He served as inside receivers coach in 2008 and '09, and eventually called plays as interim offensive coordinator in the 2010 Alamo Bowl, where the Red Raiders racked up 579 yards in a 41-31 victory over Michigan State to cap the 2009 season.

Under Riley's guidance in 2007, wide receiver Michael Crabtree won the Biletnikoff Award after smashing Big 12 records and NCAA freshman standards with 134 receptions for 1,962 yards. Crabtree also accumulated 22 touchdown catches his first season. In fact, wide receiver Danny Amendola joined Crabtree that year as Texas Tech receivers who each amassed 100-catch, 1,000-yard efforts.

A 2006 Texas Tech graduate who earned a Bachelor of Science degree in exercise and sport sciences, Riley and his wife, Caitlin, have two daughters, Sloan and Stella.

THE RILEY FILE

Hometown.....Muleshoe, Texas
 High School.....Muleshoe, 2002
 College.....Texas Tech, 2006
 Family.....Wife, Caitlin
Daughters, Sloan and Stella

AS OU HEAD COACH

Years.....5th
 Record.....53-8
 vs. Big 12 Teams.....39-5
 Home Record.....27-2
 Road Record.....17-2
 Neutral Site Record.....9-4
 vs. AP Top 25.....15-4
 Big 12 Championships.....4
 New Year's Six Bowl Appearances.....4
 CFP Appearances.....3

COACHING HISTORY

2017-Present: Oklahoma
 Head Coach, Quarterbacks
2015-16: Oklahoma
 Offensive Coordinator, Quarterbacks
2014: East Carolina
 Asst. Head Coach, Offensive Coordinator,
 Quarterbacks
2010-13: East Carolina
 Offensive Coordinator, Quarterbacks
2008-09: Texas Tech
 Inside Receivers
2007: Texas Tech
 Wide Receivers
2006: Texas Tech
 Offensive Assistant
2003-05: Texas Tech
 Student Assistant/Offense

BOWLS COACHED (17)

2020.....Cotton.....Oklahoma
 2019.....Peach (CFP).....Oklahoma
 2018.....Orange (CFP).....Oklahoma
 2018.....Rose (CFP).....Oklahoma
 2017.....Sugar.....Oklahoma
 2015.....Orange (CFP).....Oklahoma
 2015.....Birmingham.....East Carolina
 2013.....Beef 'O' Brady's.....East Carolina
 2012.....New Orleans.....East Carolina
 2010.....Military.....East Carolina
 2010.....Alamo.....Texas Tech
 2009.....Cotton.....Texas Tech
 2008.....Gator.....Texas Tech
 2006.....Insight.....Texas Tech
 2006.....Cotton.....Texas Tech
 2004.....Holiday.....Texas Tech
 2003.....Houston.....Texas Tech

OKLAHOMA COACHING STAFF



Lincoln Riley
Head Coach/Quarterbacks
Seventh Season at OU
Fifth Season as Head Coach



Alex Grinch
Defensive Coordinator/Safeties
Third Season at OU



Dennis Simmons
Asst. Head Coach/Passing Game
Coord./Outside Receivers
Seventh Season at OU



Cale Gundy
Co-Offensive Coordinator/
Inside Receivers
23rd Season at OU



Bill Bedenbaugh
Co-Offensive Coordinator/
Offensive Line
Ninth Season at OU



Calvin Thibodeaux
Defensive Line
Sixth Season at OU



Roy Manning
Cornerbacks
Third Season at OU



Brian Odom
Inside Linebackers
Third Season at OU




Jamar Cain
Defensive Ends/Outside
Linebackers
Second Season at OU



DeMarco Murray
Running Backs
Second Season at OU



Joe Jon Finley
Assoc. Head Coach Offense/
Tight Ends and H-Backs
First Season at OU



Bennie Wylie
Director of Sports
Performance for Football
Fourth Season at OU

No.	Player	Pos.	Ht.	Wt.	Yr.	Hometown (Previous School)
0	Eric Gray	RB	5-9	206	Jr.	Memphis, Tenn. (University of Tennessee)
0	Woodi Washington*	CB	5-11	191	R-So.	Murfreesboro, Tenn. (Oakland HS)
1	Joshua Eaton*	CB	6-2	186	So.	Houston, Texas (Aldine MacArthur HS)
1	Tanner Schafer*	QB	6-3	200	R-Sr.^	Canadian, Texas (Canadian HS)
2	David Ugwoegbu**	LB	6-4	248	Jr.	Katy, Texas (Seven Lakes HS)
3	Jamal Morris*	LB	6-2	215	R-So.	Houston, Texas (Fort Bend Bush HS)
4	Jaden Davis**	CB	5-10	185	Jr.	Fort Lauderdale, Fla. (St. Thomas Aquinas HS)
4	Marco Williams	WR	5-9	186	Fr.	Tampa, Fla. (Plant City HS)
5	Micah Bowns	QB	5-11	192	R-Fr.	Las Vegas, Nev. (Penn State University)
5	Billy Bowman	DB	5-10	188	Fr.	Denton, Texas (Ryan HS)
6	Cody Jackson	WR	5-11	180	Fr.	Richmond, Texas (Foster HS)
7	Latrell McCutchin	CB	6-1	185	Fr.	Austin, Texas (LBJ Early College HS)
7	Spencer Rattler*	QB	6-1	200	R-So.	Phoenix, Ariz. (Pinnacle HS)
8	Perrier Winfrey*	DL	6-4	292	Sr.	Maywood, Ill. (Iowa Western CC)
8	Michael Woods II	WR	6-1	198	Sr.	Magnolia, Texas (University of Arkansas)
9	D.J. Graham*	CB	6-0	193	So.	Fort Worth, Texas (Keller Central HS)
9	Brayden Willis***	TE/H	6-4	235	Sr.	Arlington, Texas (James Martin HS)
10	Pat Fields***	S	6-0	204	Sr.	Tulsa, Okla. (Union HS)
10	Theo Wease**	WR	6-2	200	Jr.	Allen, Texas (Allen HS)
11	Nik Bonitto**	OLB	6-3	240	R-Jr.	Fort Lauderdale, Fla. (St. Thomas Aquinas HS)
11	Jadon Haselwood*	WR	6-3	202	R-So.	Ellenwood, Ga. (Cedar Grove HS)
12	Key Lawrence	DB	6-1	208	So.	Nashville, Tenn. (University of Tennessee)
12	Drake Stoops**	WR	5-10	190	R-Jr.	Norman, Okla. (Norman North HS)
13	Shane Whitter*	LB	6-1	225	So.	Burlington, N.C. (Walter M. Williams HS)
13	Caleb Williams	QB	6-1	218	Fr.	Washington, D.C. (Gonzaga College HS)
14	Jalil Farooq	WR	6-1	203	Fr.	Lanham, Md. (Dr. Henry A. Wise Jr. HS)
14	Reggie Grimes*	DE	6-4	258	So.	Antioch, Tenn. (Ravenwood HS)
15	Ben Harris	QB	6-1	204	Fr.	Midwest City, Okla. (Carl Albert HS)
15	Bryson Washington	S	6-2	190	R-Fr.	Los Angeles, Calif. (C.E. King HS [TX])
16	Brian Darby*	WR	6-0	200	So.	College Station, Texas (A&M Consolidated HS)
17	Diamond Harmon	DB	6-0	169	Fr.	Richmond, Va. (Highland Springs HS)
17	Marvin Mims*	WR	5-11	177	So.	Frisco, Texas (Lone Star HS)
18	Austin Stogner**	TE/H	6-6	251	Jr.	Plano, Texas (Prestonwood Christian School)
19	Caleb Kelly***	OLB	6-3	232	R-Sr.^	Fresno, Calif. (Clovis West HS)
19	Ralph Rucker	QB	6-0	206	Fr.	Lucas, Texas (Lovejoy HS)
20	Clayton Smith	OLB	6-4	232	Fr.	Queen City, Texas (Texas HS)
21	Marcellus Crutchfield	WR	5-11	190	R-Fr.	Tampa, Fla. (Tampa Catholic HS)
21	Kendall Dennis	DB	5-10	186	R-Fr.	Lakeland, Fla. (Lakeland HS)
22	Jeremiah Criddell*	DB	5-11	198	R-So.	Santa Ana, Calif. (Mater Dei HS)
23	Todd Hudson	RB	5-7	180	R-So.	League City, Texas (Clear Springs HS)
23	DaShaun White***	LB	6-0	225	Sr.	North Richland Hills, Texas (Richland HS)
24	Brian Asamoah**	LB	6-1	228	R-Jr.	Columbus, Ohio (Saint Francis De Sales HS)
24	Marcus Major*	RB	5-11	222	R-So.	Oklahoma City, Okla. (Millwood HS)
25	Justin Broiles**	DB	5-10	192	R-Sr.	Oklahoma City, Okla. (John Marshall HS)
25	Jaden Knowles	RB	5-7	195	R-Jr.	Kennedale, Texas (Southwestern Okla. State Univ.)
26	Kennedy Brooks*	RB	5-11	215	R-Jr.	Mansfield, Texas (Mansfield HS)
26	Caleb Murphy	DB	6-0	207	R-Jr.	Colleyville, Texas (Colleyville Heritage HS)
27	Jeremiah Hall***	TE/H	6-2	248	R-Sr.	Charlotte, N.C. (Zebulon B. Vance HS)
28	Danny Stutsman	LB	6-3	229	Fr.	Windermere, Fla. (Foundation Academy)
29	Jordan Mukes	DB	6-1	205	Fr.	Midwest City, Okla. (Choctaw HS)
30	Tyson Al-Jbour	RB	6-0	196	R-Fr.	Ardmore, Okla. (Plainview HS)
30	Brynden Walker*	OLB	6-2	243	So.	Oklahoma City, Okla. (Bishop McGuinness HS)
31	Jalen Redmond*	DL	6-2	279	R-So.	Midwest City, Okla. (Midwest City HS)
31	Jackson Sumlin	TE/H	6-1	213	R-Fr.	Tucson, Ariz. (Salpointe Catholic HS)
32	Delarrin Turner-Yell***	S	5-11	200	Sr.	Hempstead, Texas (Hempstead HS)
33	Marcus Stripling**	DE/OLB	6-3	242	Jr.	Houston, Texas (Mayde Creek HS)
34	Dorian Plumley	DB	6-0	182	Fr.	El Reno, Okla. (El Reno HS)
34	Zach Schmit	K/P	5-10	183	R-Fr.	Oklahoma City, Okla. (Bishop McGuinness HS)
35	Nathan Rawlins-Kibonge	DE/OLB	6-5	260	Fr.	Portland, Ore. (Jefferson HS)
36	Josh Plaster	K/P	6-0	184	R-So.	Flower Mound, Texas (Arizona State Univ.)
36	Ty Taylor	CB	5-11	176	R-Jr.	La Marque, Texas (Ablene Christian University)
37	Michael Turk	P	6-0	230	R-Sr.	Dallas, Texas (Arizona State University)
38	Bryan Mead****	LB	6-2	223	R-Sr.^	Owasso, Okla. (Rejoice Christian HS)
39	Doug Collins	DB	6-0	203	R-Jr.	Norman, Okla. (Emporia State)
40	Ethan Downs	DE	6-4	257	Fr.	Weatherford, Okla. (Weatherford HS)
41	Jake McCoy*	LB	6-3	223	R-So.	Edmond, Okla. (Edmond North HS)
42	Noah Arinze	DL	6-5	256	R-Fr.	Kirkwood, Mo. (Webster Groves HS)
43	Ryan Peoples*	CB	5-11	190	R-Jr.	Norman, Okla. (Oklahoma City CC)
44	Kelvin Gilliam	DL	6-2	254	Fr.	Richmond, Va. (Highland Springs HS)
45	Joseph Weté*	LB	6-4	230	R-So.	Washington, D.C. (Gonzaga HS)
46	Reeves Mundschaus**	P	6-0	184	R-Sr.	New Braunfels, Texas (Canyon HS)
47	Gabe Brkic**	K/P	6-3	201	R-Jr.	Chardon, Ohio (Notre Dame-Cathedral Latin HS)
48	Eric Windham	CB	5-10	195	R-So.	Southlake, Texas (Carroll Senior HS)

No.	Player	Pos.	Ht.	Wt.	Yr.	Hometown (Previous School)
49	Pierce Hudgens	DB	6-1	207	R-Fr.	Flower Mound, Texas (Flower Mound HS)
50	Jake Mann	LS	5-9	220	Fr.	Chapel Hill, N.C. (Northwood HS)
51	Kasey Kelleher***	LS	5-10	235	R-Sr.	Peninsula, Ohio (Woodridge HS)
52	Tyrese Robinson***	OL	6-3	324	R-Sr.	McKinney, Texas (Boyd HS)
53	Caden Hendren	LB	6-0	186	Fr.	Piedmont, Okla. (Piedmont HS)
54	Marquis Hayes**	OL	6-5	324	R-Sr.	St. Louis, Mo. (Pattonville HS)
55	Aaryn Parks	OL	6-5	301	R-Fr.	Seat Pleasant, Md. (National Christian Academy)
56	Chris Murray*	OL	6-1	301	Sr.	Palmdale, Calif. (UCLA)
57	Maureese Wren	OLB	6-3	227	R-Jr.	Mesquite, Texas (Texas State University)
58	Ethan Lane	LS	6-0	230	R-Fr.	Dallas, Texas (Jesuit College Prep. School of Dallas)
59	Savion Byrd	OL	6-5	315	Fr.	Cedar Hill, Texas (Duncanville HS)
61	Ian McIver**	OL	6-4	309	R-Sr.	Keller, Texas (Central HS)
64	Wanya Morris	OL	6-5	312	Jr.	Grayson, Ga. (University of Tennessee)
65	Finley Felix*	OL	6-5	294	R-Sr.	Fort Myers, Fla. (Coffeyville [Kan.] CC)
66	Robert Congel	OL	6-4	326	R-Sr.	Greenwood Village, Colo. (Univ. of Arizona)
69	Nate Anderson	OL	6-5	293	R-Fr.	Frisco, Texas (Rick Reedy HS)
70	Brey Walker**	OL	6-6	356	R-Jr.	Moore, Okla. (Westmoore HS)
71	Anton Harrison*	OL	6-5	309	So.	Washington, D.C. (Archbishop Carroll HS)
73	Andrew Raym*	OL	6-4	315	So.	Broken Arrow, Okla. (Broken Arrow HS)
74	Marcus Alexander	OL	6-3	340	R-So.	Sunnyvale, Texas (Sunnyvale HS)
75	Cullen Montgomery	OL	6-4	362	Fr.	Pearland, Texas (Episcopal HS)
77	Erik Swenson**	OL	6-6	328	R-Sr.^	Downers Grove, Ill. (Downers Grove South HS)
78	Marcus Hicks	OL	6-5	285	R-So.	Wichita, Kan. (Northwest HS)
79	Darrell Simpson	OL	6-7	358	R-Jr.	Justin, Texas (McNeese State University)
80	Kayhon Russell	TE/H	6-1	190	Fr.	Oklahoma City, Okla. (Putnam City North HS)
81	Trevon West	WR	6-0	170	So.	Arlington, Texas (Lamar HS)
82	Adrian Scott	WR	6-0	170	Fr.	Oklahoma City, Okla. (Putnam City HS)
83	Major Melson	WR	5-9	176	R-Fr.	Mansfield, Texas (Legacy HS)
84	Davion Curtis	WR	6-0	200	R-Sr.^	Temple, Texas (McNeese State University)
85	Devin Staton*	WR	6-1	202	R-Jr.	Katy, Texas (Cinco Ranch HS)
86	Colt Atkinson*	WR	6-0	171	R-Sr.	Denton, Texas (Trinity Valley CC)
87	Spencer Jones**	QB	6-1	202	R-Sr.^	Nashville, Tenn. (Liberty University)
88	Jordan Kelley*	DL	6-3	284	R-Jr.	Tulsa, Okla. (Union HS)
88	Nasir Kemper	WR	6-0	187	Fr.	Lawton, Okla. (MacArthur HS)
89	Damon Smith	WR	6-1	192	R-So.	Keller, Texas (Keller HS)
90	Josh Ellison*	DL	6-2	283	Jr.	College Station, Texas (Blinn College)
91	Dominique Jones	DL	6-1	292	R-Sr.^	Oklahoma City, Okla. (Okla. State University)
92	Kori Roberson	DL	6-3	287	R-So.	Houston, Texas (Manvel HS)
93	Reed Lindsey	DL	6-4	270	R-So.	Clinton, Okla. (Clinton HS)
94	Isaiah Coe	DL	6-0	292	Jr.	Homewood, Ill. (Iowa Western CC)
95	Isaiah Thomas***	DL	6-5	266	R-Sr.	Tulsa, Okla. (Memorial HS)
96	LaRon Stokes**	DL	6-4	275	Sr.^	Tulsa, Okla. (Northeastern Oklahoma A&M)
98	Hayden Bray	DL	6-4	275	Fr.	Austin, Texas (Westlake HS)

PRONUNCIATION GUIDE

Noah Arinze	uh-RIN-zay	Ian McIver	EE-un
Brian Asamoah	ah-suh-MO-uh	Wanya Morris	WAHN-yay
Nik Bonitto	bo-NEE-toe	Jordan Mukes	MYUKES
Gabe Brkic	BUR-kitch	Reeves Mundschaus	MUND-chaw
Savion Byrd	SAY-vee-ahn	Nathan Rawlins-Kibonge	kee-BONG-gay
Robert Congel	CON-jull	Andrew Raym	RAIM
Jeremiah Criddell	crih-DELL	Kori Roberson	RO-ber-son
Jalil Farooq	juh-LIL fuh-RUKE	Devin Staton	STAYT-in
Finley Felix	FEE-lix	Danny Stutsman	STUHTS-min
Carsten Groos	same as the word "gross"	Delarrin Turner-Yell	duh-LAIR-ee-in
Diamond Harmon	DAY-mond	David Ugwoegbu	uh-GWAY-boo
Anton Harrison	AN-tahn	Brynden Walker	BRIN-din
Jadon Haselwood	JAY-din HAY-zel-wood	Theo Wease	WEESE
Marquis Hayes	mar-KEESE	Trevon West	TRAY-von
Kasey Kelleher	KELL-uh-her	Joseph Weté	WEH-tay
Nasir Kemper	nuh-SEER	Perrier Winfrey	PAIR-ee-ahn
Latrell McCutchin	luh-TRELL		

* Indicates number of letters earned at Oklahoma
 ^ Indicates "super senior" (was also a senior in 2020)
 Last updated Oct. 28, 2021
 Weights as of July 7, 2021

No.	Player	Pos.	Ht.	Wt.	Yr.	Hometown (Previous School)
74	Marcus Alexander	OL	6-3	340	R-So.	Sunnyvale, Texas (Sunnyvale HS)
30	Tyson Al-Jbour	RB	6-0	196	R-Fr.	Ardmore, Okla. (Plainville HS)
69	Nate Anderson	OL	6-5	293	R-Fr.	Frisco, Texas (Rick Reedy HS)
42	Noah Arinze	DL	6-5	256	R-Fr.	Kirkwood, Mo. (Webster Groves HS)
24	Brian Asamoah**	LB	6-1	228	R-Jr.	Columbus, Ohio (Saint Francis De Sales HS)
86	Colt Atkinson*	WR	6-0	171	R-Sr.	Denton, Texas (Trinity Valley CC)
11	Nik Bonitto**	OLB	6-3	240	R-Jr.	Fort Lauderdale, Fla. (St. Thomas Aquinas HS)
5	Micah Bowns	QB	5-11	192	R-Fr.	Las Vegas, Nev. (Penn State University)
5	Billy Bowman	DB	5-10	188	Fr.	Denton, Texas (Ryan HS)
98	Hayden Bray	DL	6-4	275	Fr.	Austin, Texas (Westlake HS)
47	Gabe Brkic**	K/P	6-3	201	R-Jr.	Chardon, Ohio (Notre Dame-Cathedral Latin HS)
25	Justin Broiles***	DB	5-10	192	R-Sr.	Oklahoma City, Okla. (John Marshall HS)
26	Kennedy Brooks*	RB	5-11	215	R-Fr.	Mansfield, Texas (Mansfield HS)
59	Savion Byrd	OL	6-5	315	Fr.	Cedar Hill, Texas (Duncanville HS)
94	Isaiah Coe	DL	6-0	292	Jr.	Homewood, Ill. (Iowa Western CC)
39	Doug Collins	DB	6-0	203	R-Jr.	Norman, Okla. (Emporia State)
66	Robert Congel	OL	6-4	326	R-Sr.	Greenwood Village, Colo. (Univ. of Arizona)
22	Jeremiah Criddle*	DB	5-11	198	R-So.	Santa Ana, Calif. (Mater Dei HS)
21	Marcellus Crutchfield	WR	5-11	190	R-Fr.	Tampa, Fla. (Tampa Catholic HS)
16	Brian Darby*	WR	6-0	200	So.	College Station, Texas (A&M Consolidated HS)
4	Jaden Davis**	CB	5-10	185	Jr.	Fort Lauderdale, Fla. (St. Thomas Aquinas HS)
21	Kendall Dennis	DB	5-10	186	R-Fr.	Lakeland, Fla. (Lakeland HS)
40	Ethan Downs	DE	6-4	257	Fr.	Weatherford, Okla. (Weatherford HS)
1	Joshua Eaton*	CB	6-1	186	So.	Houston, Texas (Aldine MacArthur HS)
90	Josh Ellison*	DL	6-2	283	Jr.	College Station, Texas (Blinn College)
14	Jalil Farooq	WR	6-1	203	Fr.	Lanham, Md. (Dr. Henry A. Wise Jr. HS)
65	Finley Felix*	OL	6-5	294	R-Sr.	Fort Myers, Fla. (Coffeyville [Kan.] CC)
10	Pat Fields***	S	6-0	204	Sr.	Tulsa, Okla. (Union HS)
44	Kelvin Gilliam	DL	6-2	254	Fr.	Richmond, Va. (Highland Springs HS)
9	D.J. Graham*	CB	6-0	193	So.	Fort Worth, Texas (Keller Central HS)
0	Eric Gray	RB	5-9	206	Jr.	Memphis, Tenn. (University of Tennessee)
14	Reggie Grimes*	DE	6-4	258	So.	Antioch, Tenn. (Ravenwood HS)
84	Carsten Groos	TE/H	6-4	227	R-Fr.	Austin, Texas (Anderson HS)
27	Jeremiah Hall***	TE/H	6-2	248	R-Sr.	Charlotte, N.C. (Zebulon B. Vance HS)
17	Diamond Harmon	DB	6-0	169	Fr.	Richmond, Va. (Highland Springs HS)
15	Ben Harris	QB	6-1	204	Fr.	Midwest City, Okla. (Carl Albert HS)
71	Anton Harrison*	OL	6-5	309	So.	Washington, D.C. (Archbishop Carroll HS)
11	Jadon Hazelwood*	WR	6-3	202	R-So.	Ellenwood, Ga. (Cedar Grove HS)
54	Marquis Hayes**	OL	6-5	324	R-Sr.	St. Louis, Mo. (Pattonville HS)
53	Caden Hendren	LB	6-0	186	Fr.	Piedmont, Okla. (Piedmont HS)
78	Marcus Hicks	OL	6-5	285	R-So.	Wichita, Kan. (Northwest HS)
49	Pierce Hudgens	DB	6-1	207	R-Fr.	Flower Mound, Texas (Flower Mound HS)
23	Todd Hudson	RB	5-7	180	R-So.	League City, Texas (Clear Springs HS)
6	Cody Jackson	WR	5-11	180	Fr.	Richmond, Texas (Foster HS)
91	Dominique Jones	DL	6-1	292	R-Sr.^	Oklahoma City, Okla. (Okla. State University)
87	Spencer Jones**	QB	6-1	202	R-Sr.^	Nashville, Tenn. (Liberty University)
51	Kasey Kelleher***	LS	5-10	235	R-Sr.	Peninsula, Ohio (Woodridge HS)
88	Jordan Kelley*	DL	6-3	284	R-Jr.	Tulsa, Okla. (Union HS)
19	Caleb Kelly***	OLB	6-3	232	R-Sr.^	Fresno, Calif. (Clovis West HS)
88	Nasir Kemper	WR	6-0	187	Fr.	Lawton, Okla. (MacArthur HS)
25	Jaden Knowles	RB	5-7	195	R-Jr.	Kennedale, Texas (Southwestern Okla. State Univ.)
58	Ethan Lane	LS	6-0	230	R-Fr.	Dallas, Texas (Jesuit College Prep. School of Dallas)
12	Key Lawrence	DB	6-1	208	So.	Nashville, Tenn. (University of Tennessee)
93	Reed Lindsey	DL	6-4	270	R-So.	Clinton, Okla. (Clinton HS)
24	Marcus Major*	RB	5-11	222	R-So.	Oklahoma City, Okla. (Millwood HS)
50	Jake Mann	LS	5-9	220	Fr.	Chapel Hill, N.C. (Northwood HS)
41	Jake McCoy*	LB	6-3	223	R-So.	Edmond, Okla. (Edmond North HS)
7	Latrell McCutchin	CB	6-1	185	Fr.	Austin, Texas (LBJ Early College HS)
61	Ian McIver**	OL	6-4	309	R-Sr.	Keller, Texas (Central HS)
38	Bryan Mead****	LB	6-2	223	R-Sr.^	Owasso, Okla. (Rejoice Christian HS)
83	Major Melson	WR	5-9	176	R-Fr.	Mansfield, Texas (Legacy HS)
17	Marvin Mims*	WR	5-11	177	So.	Frisco, Texas (Lone Star HS)
75	Cullen Montgomery	OL	6-4	362	Fr.	Pearland, Texas (Episcopal HS)
3	Jamal Morris*	LB	6-2	215	R-So.	Houston, Texas (Fort Bend Bush HS)
64	Wanya Morris	OL	6-5	312	Jr.	Grayson, Ga. (University of Tennessee)
29	Jordan Mukes	DB	6-1	205	Fr.	Midwest City, Okla. (Choctaw HS)
46	Reeves Mundschau**	P	6-0	184	R-Sr.	New Braunfels, Texas (Canyon HS)
26	Caleb Murphy	DB	6-0	207	R-Jr.	Colleyville, Texas (Colleyville Heritage HS)
56	Chris Murray*	OL	6-1	301	Sr.	Palmdale, Calif. (UCLA)
55	Aaryn Parks	OL	6-5	301	R-Fr.	Seat Pleasant, Md. (National Christian Academy)
43	Ryan Peoples*	CB	5-11	190	R-Jr.	Norman, Okla. (Oklahoma City CC)
36	Josh Plaster	K/P	6-0	184	R-So.	Flower Mound, Texas (Arizona State Univ.)
34	Dorian Plumley	DB	6-0	182	Fr.	El Reno, Okla. (El Reno HS)

No.	Player	Pos.	Ht.	Wt.	Yr.	Hometown (Previous School)
7	Spencer Rattler*	QB	6-1	200	R-So.	Phoenix, Ariz. (Pinnacle HS)
35	Nathan Rawlins-Kibonge	DE/OLB	6-5	260	Fr.	Portland, Ore. (Jefferson HS)
73	Andrew Raym*	OL	6-4	315	So.	Broken Arrow, Okla. (Broken Arrow HS)
31	Jalen Redmond*	DL	6-2	279	R-So.	Midwest City, Okla. (Midwest City HS)
92	Kori Roberson*	DL	6-3	287	R-So.	Houston, Texas (Manvel HS)
52	Tyrese Robinson***	OL	6-3	324	R-Sr.	McKinney, Texas (Boyd HS)
19	Ralph Rucker	QB	6-0	206	Fr.	Lucas, Texas (Lovejoy HS)
80	Kayhon Russell	TE/H	6-1	190	Fr.	Oklahoma City, Okla. (Putnam City North HS)
1	Tanner Schafer*	QB	6-3	200	R-Sr.^	Canadian, Texas (Canadian HS)
34	Zach Schmit	K/P	5-10	183	R-Fr.	Oklahoma City, Okla. (Bishop McGuinness HS)
82	Adrian Scott	WR	6-0	170	Fr.	Oklahoma City, Okla. (Putnam City HS)
79	Darrell Simpson	OL	6-7	358	R-Jr.	Justin, Texas (Northwest HS)
20	Clayton Smith	OLB	6-4	232	Fr.	Queen City, Texas (Texas HS)
89	Damon Smith	WR	6-1	192	R-So.	Keller, Texas (Keller HS)
85	Devin Staton*	WR	6-1	202	R-Jr.	Katy, Texas (Cinco Ranch HS)
18	Austin Stogner**	TE/H	6-6	251	Jr.	Plano, Texas (Prestonwood Christian School)
96	LaRon Stokes**	DL	6-4	275	Sr.^	Tulsa, Okla. (Northeastern Oklahoma A&M)
12	Drake Stoops**	WR	5-10	190	R-Jr.	Norman, Okla. (Norman North HS)
33	Marcus Stripling**	DE/OLB	6-3	242	Jr.	Houston, Texas (Mayde Creek HS)
28	Danny Stutsman	LB	6-3	229	Fr.	Windermere, Fla. (Foundation Academy)
31	Jackson Sumlin	TE/H	6-1	213	R-Fr.	Tucson, Ariz. (Salpointe Catholic HS)
77	Erik Swenson**	OL	6-6	328	R-Sr.^	Downers Grove, Ill. (Downers Grove South HS)
36	Ty Taylor	CB	5-11	176	R-Jr.	La Marque, Texas (Abilene Christian University)
95	Isaiah Thomas***	DL	6-5	266	R-Sr.	Tulsa, Okla. (Memorial HS)
32	Delarrin Turner-Yell***	S	5-11	200	Sr.	Hempstead, Texas (Hempstead HS)
37	Michael Turk	P	6-0	230	R-Sr.	Dallas, Texas (Arizona State University)
2	David Ugwoegbu**	LB	6-4	248	Jr.	Katy, Texas (Seven Lakes HS)
70	Brey Walker**	OL	6-6	356	R-Jr.	Moore, Okla. (Westmoore HS)
30	Brynden Walker*	OLB	6-2	243	So.	Oklahoma City, Okla. (Bishop McGuinness HS)
15	Bryson Washington	S	6-2	190	R-Fr.	Los Angeles, Calif. (C.E. King HS [TX])
0	Woodi Washington*	CB	5-11	191	R-So.	Murfreesboro, Tenn. (Oakland HS)
10	Theo Wease**	WR	6-2	200	Jr.	Allen, Texas (Allen HS)
81	Trevon West	WR	6-0	170	So.	Arlington, Texas (Lamar HS)
45	Joseph Weté*	LB	6-4	230	R-Sr.	Washington, D.C. (Gonzaga HS)
23	DaShaun White***	LB	6-0	225	Sr.	North Richland Hills, Texas (Richland HS)
13	Shane Whitter*	LB	6-1	225	So.	Burlington, N.C. (Walter M. Williams HS)
13	Caleb Williams	QB	6-1	218	Fr.	Washington, D.C. (Gonzaga College HS)
4	Mario Williams	WR	5-9	186	Fr.	Tampa, Fla. (Plant City HS)
9	Bryden Willis***	TE/H	6-4	235	Sr.	Arlington, Texas (James Martin HS)
48	Eric Windham	CB	5-10	195	R-So.	Southlake, Texas (Carroll Senior HS)
8	Perrion Winfrey*	DL	6-4	292	Sr.	Maywood, Ill. (Iowa Western CC)
8	Michael Woods II	WR	6-1	198	Sr.	Magnolia, Texas (University of Arkansas)
57	Maureese Wren	OLB	6-3	227	R-Jr.	Mesquite, Texas (Texas State University)

COACHING STAFF

<i>Lincoln Riley</i>	<i>Head Coach/Quarterbacks</i>
<i>Alex Grinch</i>	<i>Defensive Coordinator/Safeties</i>
<i>Dennis Simmons</i>	<i>Assistant Head Coach/Passing Game Coord./Outside Receivers</i>
<i>Cale Gundy</i>	<i>Co-Offensive Coordinator/Inside Receivers</i>
<i>Bill Bedenbaugh (BEE-din-bo)</i>	<i>Co-Offensive Coordinator/Offensive Line</i>
<i>Calvin Thibodeaux (TIB-uh-doe)</i>	<i>Defensive Line</i>
<i>Roy Manning</i>	<i>Cornerbacks</i>
<i>Brian Odom</i>	<i>Inside Linebackers</i>
<i>Jamar Cain</i>	<i>Outside Linebackers/Defensive Ends</i>
<i>DeMarco Murray</i>	<i>Running Backs</i>
<i>Joe Jon Finley</i>	<i>Associate Head Coach for Offense/Tight Ends and H-Backs</i>

* Indicates number of letters earned at Oklahoma
 ^ Indicates "super senior" (was also a senior in 2020)
 Last updated Oct. 28, 2021
 Weights as of July 7, 2021

DEPTH CHART

OFFENSE

QB	13	Caleb Williams (6-1, 218, Fr.)
	7	Spencer Rattler (6-1, 200, R-So.)
	19	Ralph Rucker (6-0, 206, Fr.)
RB	26	Kennedy Brooks (5-11, 215, R-Jr.)
	0	Eric Gray (5-9, 206, Jr.)
	24	Marcus Major (5-11, 222, R-So.)
	25	Jaden Knowles (5-7, 195, R-Jr.)
H-BACK	27	Jeremiah Hall (6-2, 248, R-Sr.) OR
	9	Brayden Willis (6-4, 235, Sr.) OR
	18	Austin Stogner (6-6, 251, Jr.)
X	11	Jadon Haselwood (6-3, 202, R-So.)
	81	Trevon West (6-0, 170, So.)
	89	Damon Smith (6-1, 192, R-So.)
LT	71	Anton Harrison (6-5, 309, So.)
	77	Erik Swenson (6-6, 328, R-Sr. ^)
	59	Savion Byrd (6-5, 315, Fr.)
LG	54	Marquis Hayes (6-5, 324, R-Sr.)
	77	Erik Swenson (6-6, 328, R-Sr. ^)
	70	Brey Walker (6-6, 356, R-Jr.)
C	73	Andrew Raym (6-4, 315, So.)
	66	Robert Congel (6-4, 326, R-Sr.)
	61	Ian Mclver (6-4, 309, R-Sr.)
RG	56	Chris Murray (6-1, 301, Sr.)
	70	Brey Walker (6-6, 356, R-Jr.)
	61	Ian Mclver (6-4, 309, R-Sr.)
RT	52	Tyrese Robinson (6-3, 324, R-Sr.)
	64	Wanya Morris (6-5, 312, Jr.)
	59	Savion Byrd (6-5, 315, Fr.)
Y	17	Marvin Mims (5-11, 177, So.)
	12	Drake Stoops (5-10, 190, R-Jr.)
	16	Brian Darby (6-0, 200, So.)
Z	8	Michael Woods II (6-1, 198, Sr.)
	4	Mario Williams (5-9, 186, Fr.)
	14	Jalil Farooq (6-1, 203, Fr.)

DEFENSE

DE	95	Isaiah Thomas (6-5, 266, R-Sr.)
	14	Reggie Grimes (6-4, 258, So.)
	40	Ethan Downs (6-4, 257, Fr.)
NG	8	Perrion Winfrey (6-4, 292, Sr.)
	92	Kori Roberson (6-3, 287, R-So.)
	94	Isaiah Coe (6-0, 292, Jr.)
	88	Jordan Kelley (6-3, 284, R-Jr.)
DT	90	Josh Ellison (6-2, 283, Jr.) OR
	31	Jalen Redmond (6-2, 279, R-So.)
	96	LaRon Stokes (6-4, 275, Sr. ^)
	44	Kelvin Gilliam (6-2, 254, Fr.)
MIKE	23	DaShaun White (6-0, 225, Sr.) OR
	2	David Ugwoegbu (6-4, 248, Jr.)
	28	Danny Stutsman (6-3, 229, Fr.)
	38	Bryan Mead (6-2, 223, R-Sr. ^)
WILL	24	Brian Asamoah (6-1, 228, R-Jr.) OR
	23	DaShaun White (6-0, 225, Sr.)
	13	Shane Whitter (6-1, 225, So.)
	3	Jamal Morris (6-2, 215, R-So.)
RUSH	11	Nik Bonitto (6-3, 240, R-Jr.)
	33	Marcus Stripling (6-3, 242, Jr.) OR
	19	Caleb Kelly (6-3, 232, R-Sr. ^)
	20	Clayton Smith (6-4, 232, Fr.)
CB	9	D.J. Graham (6-0, 193, So.) OR
	7	Latrell McCutchin (6-1, 185, Fr.) OR
	5	Billy Bowman (5-10, 188, Fr.)
SS	32	Delarrin Turner-Yell (5-11, 200, Sr.)
	12	Key Lawrence (6-1, 208, So.)
	29	Jordan Mukes (6-1, 205, Fr.)
FS	10	Pat Fields (6-0, 204, Sr.)
	25	Justin Broiles (5-10, 192, R-Sr.)
	15	Bryson Washington (6-2, 190, R-Fr.)
CB	4	Jaden Davis (5-10, 185, Jr.)
	1	Joshua Eaton (6-2, 186, So.)
NB	25	Justin Broiles (5-10, 192, R-Sr.) OR
	5	Billy Bowman (5-10, 188, Fr.)

SPECIALISTS

K	47	Gabe Brkic (6-3, 201, R-Jr.)	LS	51	Kasey Kelleher (5-10, 235, R-Sr.)
	34	Zach Schmit (5-10, 183, R-Fr.)		50	Jake Mann (5-9, 220, Fr.)
P	37	Michael Turk (6-0, 230, R-Sr.)	H	87	Spencer Jones (6-1, 202, R-Sr. ^)
	46	Reeves Mundschau (6-0, 184, R-Sr.)		37	Michael Turk (6-0, 230, R-Sr.)
KO	47	Gabe Brkic (6-3, 201, R-Jr.)			
	34	Zach Schmit (5-10, 183, R-Fr.)			
KR	5	Billy Bowman (5-10, 188, Fr.) OR			
	4	Mario Williams (5-9, 186, Fr.)			
PR	17	Marvin Mims (5-11, 177, So.)			
	12	Drake Stoops (5-10, 190, R-Jr.)			

CAREER STATS

#24 LB BRIAN ASAMOAH

YEAR	GP-GS	UT	AT	TOTAL	TFL	SACKS	INT	FF	FR	PBU
2018					REDSHIRTED					
2019	14-0	11	12	23	3.5-22	2.0-19	0-0	0	0	1
2020	11-9	34	32	66	5.5-25	2.0-18	1-29	1	0	4
2021	8-6	29	19	48	0.0-0	0.0-0	0-0	0	0	0
Career	33-15	74	62	136	9.0-47	4.0-37	1-29	1	0	5

#11 OLB NIK BONITTO

YEAR	GP-GS	UT	AT	TOTAL	TFL	SACKS	INT	FF	FR	PBU
2018	3-0	2	1	3	0.0-0	0.0-0	0-0	0	0	0
2019	14-7	25	18	43	6.5-38	3.5-36	1-0	0	0	5
2020	10-10	18	14	32	10.5-56	8.0-44	0-0	0	0	2
2021	8-8	13	13	26	8.5-36	5.0-26	0-0	0	2-70	0
Career	35-25	58	46	104	25.5-130	16.5-106	1-0	0	2-70	7

#5 DB BILLY BOWMAN

YEAR	GP-GS	UT	AT	TOTAL	TFL	SACKS	INT	FF	FR	PBU
2021	7-7	14	7	21	1.5-5	0.0-0	0-0	1	0	1
Career	7-7	14	7	21	1.5-5	0.0-0	0-0	1	0	1

#47 K GABE BRKIC

YEAR	GP-GS	FGM-FGA	PCT	BLK	LONG	PAT	PCT
2018	1-0	0-0	—	—	—	1-1	100.0
2019	14-0	17-17	100.0	—	50	52-52	100.0
2020	10-0	20-26	76.9	—	54	49-49	100.0
2021	8-0	16-19	84.2	—	56	35-35	100.0
Career	33-0	53-62	85.5	—	56	137-137	100.0

#25 S JUSTIN BROILES

YEAR	GP-GS	UT	AT	TOTAL	TFL	SACKS	INT	FF	FR	PBU
2017					REDSHIRTED					
2018	11-5	14	10	24	1.5-3	0.0-0	0-0	0	0	2
2019	14-0	17	9	26	1.0-1	0.0-0	0-0	0	0	1
2020	6-0	4	2	6	0.0-0	0.0-0	0-0	0	0	0
2021	8-4	14	16	30	1.5-6	0.0-0	0-0	0	1	1
Career	39-9	49	27	86	4.0-10	0.0-0	0-0	0	1	4

#26 RB KENNEDY BROOKS

YEAR	GP-GS	RUSH	AVG	TD	LG	REC	AVG	TD	LG
2017						REDSHIRTED — DID NOT PLAY			
2018	12-0	119-1,056	8.9	12	86	10-57	5.7	0	11
2019	13-10	155-1,011	6.5	6	48	10-79	7.9	0	24
2020						DID NOT PLAY			
2021	8-3	123-767	6.2	9	65	4-15	3.8	0	24
Career	33-13	397-2,834	7.2	27	86	24-151	6.3	0	24

#94 DL ISAIAH COE

YEAR	GP-GS	UT	AT	TOTAL	TFL	SACKS	INT	FF	FR	PBU
2021	7-0	3	3	6	3.0-5	1.0-3	0-0	0	0	0
Career	7-0	3	3	6	3.0-5	1.0-3	0-0	0	0	0

#22 S JEREMIAH CRIDDELL

YEAR	GP-GS	UT	AT	TOTAL	TFL	SACKS	INT	FF	FR	PBU
2019	3-0	1	0	1	0.0-0	0.0-0	0-0	0	0	0
2020	11-1	4	8	12	0.0-0	0.0-0	0-0	0	0	0
2021	4-0	1	1	2	0.5-1	0.0-0	0-0	0	0	0
Career	18-1	6	9	15	0.5-1	0.0-0	0-0	0	0	0

#16 WR BRIAN DARBY

YEAR	GP-GS	REC	YDS	AVG	TD	LONG
2020	8-0	1	14	14.0	0	14
2021	3-0	4	42	10.5	0	16
Career	11-0	5	56	11.2	1	16

#4 CB JADEN DAVIS

YEAR	GP-GS	UT	AT	TOTAL	TFL	SACKS	INT	FF	FR	PBU
2019	14-1	26	7	33	0.0-0	0.0-0	1-0	0	0	1
2020	10-6	10	1	11	0.0-0	0.0-0	0-0	0	0	5
2021	8-6	20	4	24	0.0-0	0.0-0	0-0	0	0	2
Career	32-13	56	12	68	0.0-0	0.0-0	1-0	0	0	8

#40 DE ETHAN DOWNS

YEAR	GP-GS	UT	AT	TOTAL	TFL	SACKS	INT	FF	FR	PBU
2021	8-0	3	2	5	1.0-2	0.0-0	0-0	1	0	0
Career	8-0	3	2	5	1.0-2	0.0-0	0-0	1	0	0

#1 CB JOSHUA EATON

YEAR	GP-GS	UT	AT	TOTAL	TFL	SACKS	INT	FF	FR	PBU
2020	5-0	2	2	4	0.0-0	0.0-0	0-0	0	0	0
2021	7-0	3	0	3	0.0-0	0.0-0	0-0	0	0	0
Career	12-0	5	2	7	0.0-0	0.0-0	0-0	0	0	0

#90 DL JOSH ELLISON

YEAR	GP-GS	UT	AT	TOTAL	TFL	SACKS	INT	FF	FR	PBU
2020	11-2	7	9	16	1.0-6	0.5-5	0-0	0	1-0	1
2021	8-3	3	11	14	2.0-7	1.0-5	0-0	0	0	0
Career	19-5	10	20	30	3.0-13	1.5-10	0-0	0	1-0	1

#10 S PAT FIELDS

YEAR	GP-GS	UT	AT	TOTAL	TFL	SACKS	INT	FF	FR	PBU
2018	6-0	8	5	13	0.0-0	0.0-0	0-0	0	0	0
2019	14-14	44	20	64	6.0-23	2.0-14	0-0	0	1	5
2020	10-10	27	18	45	1.0-3	0.0-0	1-1	0	0	4
2021	8-8	30	17	47	2.0-4	1.5-3	0-0	0	0	1
Career	38-32	109	60	169	9.0-30	3.5-17	1-1	0	1	10

#44 DL KELVIN GILLIAM

YEAR	GP-GS	UT	AT	TOTAL	TFL	SACKS	INT	FF	FR	PBU
2021	3-0	1	1	2	0.0-0	0.0-0	0-0	0	0	0
Career	3-0	1	1	2	0.0-0	0.0-0	0-0	0	0	0

#9 CB D.J. GRAHAM

YEAR	GP-GS	UT	AT	TOTAL	TFL	SACKS	INT	FF	FR	PBU
2020	8-1	15	6	21	1.0-3	0.0-0	1-8	0	0	1
2021	7-5	11	9	20	0.0-0	0.0-0	1-0	0	0	1
Career	15-6	26	15	41	1.0-3	0.0-0	2-8	0	0	2

#0 RB ERIC GRAY (*AT TENNESSEE)

YEAR	GP-GS	RUSH	AVG	TD	LG	REC	AVG	TD	LG
2019*	13-0	101-539	5.3	4	94	13-115	8.8	1	23
2020*	9-5	157-772	4.9	4	33	30-254	8.5	2	31
2021	8-5	62-298	4.8	1	18	13-160	11.8	1	38
Career	30-10	320-1,609	5.0	9	94	56-529	9.4	4	38

#14 DL REGGIE GRIMES

YEAR	GP-GS	UT	AT	TOTAL	TFL	SACKS	INT	FF	FR	PBU
2020	8-0	4	1	5	1.0-1	1.0-1	0-0	0	0	0
2021	8-3	5	5	10	2.0-14	1.5-14	0-0	2	0	1
Career	16-3	9	6	15	3.0-15	2.5-15	0-0	2	0	1

#84 TE/H-BACK CARSTEN GROOS

YEAR	GP-GS	REC	YDS	AVG	TD	LONG
2021	1-0	1	8	8.0	0	8
Career	1-0	1	8	8.0	0	8

#27 TE/H-BACK JEREMIAH HALL

YEAR	GP-GS	RUSH	AVG	TD	LG	REC	AVG	TD	LG
2017						REDSHIRTED			
2018	14-1	4-21	5.2	0	8	2-36	18.0	0	34
2019	14-11	2-7	3.5	0	8	16-169	10.6	3	30
2020	11-10	1-0	0.0	0	0	18-218	12.1	5	30
2021	8-0	5-22	4.4	1	6	19-181	9.5	4	48
Career	47-22	12-50	4.2	1	8	55-604	11.0	11	48

#17 DB DAMOND HARMON

YEAR	GP-GS	UT	AT	TOTAL	TFL	SACKS	INT	FF	FR	PBU
2021	4-0	1	2	3	0.0-0	0.0-0	0-0	0	0	0
Career	4-0	1	2	3	0.0-0	0.0-0	0-0	0	0	0

#11 WR JADON HASELWOOD

YEAR	GP-GS	REC	YDS	AVG	TD	LONG
2019	13-0	19	272	14.3		

#6 WR CODY JACKSON

YEAR	GP-GS	REC	YDS	AVG	TD	LONG
2021	2-0	5	45	9.0	0	12
Career	2-0	5	45	9.0	0	12

#88 DL JORDAN KELLEY

YEAR	GP-GS	UT	AT	TOTAL	TFL	SACKS	INT	FF	FR	PBU
2018	2-0	0	2	2	0.0-0	0.0-0	0-0	0	0	0
2019	1-0	0	0	0	0.0-0	0.0-0	0-0	0	0	0
2020	10-0	2	7	9	2.0-12	0.5-4	0-0	0	0	0
2021	7-0	3	1	4	1.0-3	0.0-0	0-0	1	0	0
Career	19-0	5	10	15	3.0-15	0.5-4	0-0	1	0	0

#19 OLB CALEB KELLY

YEAR	GP-GS	UT	AT	TOTAL	TFL	SACKS	INT	FF	FR	PBU
2016	11-6	22	14	36	3.0-8	1.0-6	0-0	0	0	1
2017	14-13	36	20	56	3.5-14	1.0-5	1-0	2	2-18	2
2018	12-5	33	28	61	4.5-30	3.0-23	0-0	2	1-10	1
2019	4-0	3	4	7	0.0-0	0.0-0	0-0	0	0-0	0
2020	REDSHIRTED									
2021	8-0	6	7	13	0.0-0	0.0-0	0-0	1	1-0	0
Career	49-24	100	73	173	11.0-52	5.0-34	1-0	5	4-28	4

#25 RB JADEN KNOWLES

YEAR	GP-GS	RUSH	AVG	TD	LG	REC	AVG	TD	LG
2021	8-0	4-37	9.3	2	29	0-0	—	0	—
Career	8-0	4-37	9.3	2	29	0-0	—	0	—

#12 S KEY LAWRENCE (*AT TENNESSEE)

YEAR	GP-GS	UT	AT	TOTAL	TFL	SACKS	INT	FF	FR	PBU
2020*	10-0	3	5	8	0.0-0	0.0-0	0	0	0	1
2021	8-2	15	13	28	2.0-7	0.0-0	0	1	0	1
Career	18-2	18	18	36	2.0-7	0.0-0	0	1	0	2

#7 CB LATRELL McCUTCHIN

YEAR	GP-GS	UT	AT	TOTAL	TFL	SACKS	INT	FF	FR	PBU
2021	8-1	8	0	8	0.0-0	0.0-0	0-0	2	0	1
Career	8-1	8	0	8	0.0-0	0.0-0	0-0	2	0	1

#38 LB BRYAN MEAD

YEAR	GP-GS	UT	AT	TOTAL	TFL	SACKS	INT	FF	FR	PBU
2017	13-0	3	4	7	0.0-0	0.0-0	0-0	0	0	0
2018	14-0	3	3	6	0.0-0	0.0-0	0-0	0	0	0
2019	14-0	2	6	8	0.0-0	0.0-0	0-0	0	0	0
2020	11-0	13	15	28	0.5-4	0.5-4	0-0	1	0	1
2021	8-0	3	1	4	0.0-0	0.0-0	0-0	0	0	0
Career	60-0	24	29	53	0.5-4	0.5-4	0-0	1	0	1

#17 WR MARVIN MIMS

YEAR	GP-GS	RUSH	AVG	TD	LG	REC	AVG	TD	LG
2020	11-1	2-17	8.5	0	17	37-610	16.5	9	61
2021	8-8	0-0	0.0	0	0	22-470	21.4	2	52
Career	19-9	2-17	8.5	0	17	59-1,080	18.3	11	61

#3 LB JAMAL MORRIS

YEAR	GP-GS	UT	AT	TOTAL	TFL	SACKS	INT	FF	FR	PBU
2019	1-0	0	0	0	0.0-0	0.0-0	0-0	0	0	0
2020	10-0	3	2	5	0.0-0	0.0-0	0-0	0	0	0
2021	6-0	3	0	3	0.0-0	0.0-0	0-0	0	0	0
Career	17-0	6	2	8	0.0-0	0.0-0	0-0	0	0	0

#29 DB JORDAN MUKES

YEAR	GP-GS	UT	AT	TOTAL	TFL	SACKS	INT	FF	FR	PBU
2021	8-0	2	1	3	0.0-0	0.0-0	0-0	0	0	0
Career	8-0	2	1	3	0.0-0	0.0-0	0-0	0	0	0

#46 P REEVES MUNDSCHAU

YEAR	GP-GS	PUNTS-YDS	AVG	LONG	TB	FC	I20	50+	BLK
2017	REDSHIRTED								
2018	0-0	—	—	—	—	—	—	—	—
2019	14-0	38-1,612	42.4	67	2	19	12	8	0
2020	11-0	38-1,486	39.1	58	1	18	13	4	1
Career	25-0	76-3,098	40.8	67	3	37	25	12	1

#7 QB SPENCER RATTLER

YEAR	GP-GS	C-A	PCT	YDS	AVG/G	TD	INT	LG	RUSH	YDS	AVG	TD	LG
2019	3-0	7-11	64.0	81	27.0	1	0	33	3	23	7.7	0	8
2020	11-11	214-317	67.5	3,031	275.5	28	7	61	81	160	2.0	6	25
2021	6-6	130-175	74.3	1,371	228.5	10	5	50	40	86	2.2	3	22
Career	20-17	351-503	69.8	4,483	224.2	39	12	61	124	269	2.2	9	25

#31 DL JALEN REDMOND

YEAR	GP-GS	UT	AT	TOTAL	TFL	SACKS	INT	FF	FR	PBU
2018	3-0	4	2	6	2.5-9	0.0-0	0	0	0-0	0
2019	13-4	14	9	23	11.0-56	6.5-50	0	1	0-0	2
2020	REDSHIRTED — DID NOT PLAY									
2021	3-3	4	5	9	2.5-13	2.0-11	0	0	1-0	0
Career	19-7	22	16	38	16.0-78	8.5-61	0	1	1-0	2

#92 DL KORI ROBERSON

YEAR	GP-GS	UT	AT	TOTAL	TFL	SACKS	INT	FF	FR	PBU
2019	4-0	1	0	1	1.0-3	0.0-0	0-0	0	0	0
2020	10-0	4	7	11	3.5-8	1.0-4	0-0	0	0	1
2021	8-0	3	9	12	2.5-6	0.5-1	0-0	0	0	0
Career	22-0	8	16	24	7.0-17	1.5-5	0-0	0	0	1

#19 QB RALPH RUCKER

YEAR	GP-GS	C-A	PCT	YDS	AVG/G	TD	INT	LG	RUSH	YDS	AVG	TD	LG
2021	1-0	2-2	100.0	20	20.0	0	0	12	0	0	0.0	0	0
Career	1-0	2-2	100.0	20	20.0	0	0	12	0	0	0.0	0	0

#1 QB TANNER SCHAFER

YEAR	GP-GS	C-A	PCT	YDS	AVG/G	TD	INT	LG	RUSH	YDS	AVG	TD	LG
2016	REDSHIRTED												
2017	1-0	3-5	60.0	18	18.0	0	0	7	0	0	0.0	0	0
2018	1-0	0-0	0.0	0	0.0	0	0	0	0	0	0.0	0	0
2019	0-0	0-0	0.0	0	0.0	0	0	0	0	0	0.0	0	0
2020	1-0	0-0	0.0	0	0.0	0	0	0	0	0	0.0	0	0
Career	3-0	3-5	60.0	18	9.0	0	0	7	0	0	0.0	0	0

#20 OLB CLAYTON SMITH

YEAR	GP-GS	UT	AT	TOTAL	TFL	SACKS	INT	FF	FR	PBU
2021	2-0	0	1	1	0.0-0	0.5-2	0-0	0	1-0	0
Career	2-0	0	1	1	0.0-0	0.5-2	0-0	0	1-0	0

#89 WR DAMON SMITH

YEAR	GP-GS	REC	YDS	AVG	TD	LONG
2020	3-0	2	7	3.5	0	14
Career	3-0	2	7	3.5	0	14

#18 TE/H-BACK AUSTIN STOGNER

YEAR	GP-GS	REC	YDS	AVG	TD	LONG
2019	14-0	7	66	9.4	2	19
2020	8-4	26	422	16.2	3	41
2021	8-4	9	86	9.6	1	20
Career	30-8	42	574	13.7	6	41

#96 DL LARON STOKES

YEAR	GP-GS	UT	AT	TOTAL	TFL	SACKS	INT	FF	FR	PBU
2019	13-10	6	9	15	4.5-13	0.5-2	0-0	0	0	0
2020	8-5	4	8	12	2.5-5	1.0-4	0-0	0	0	1
2021	6-0	2	2	4	0.0-0	0.0-0	0-0	0	0	0
Career	27-15	12	19	31	7.0-18	1.5-6	0-0	0	0	1

#12 WR DRAKE STOOPS

YEAR	GP-GS	REC	YDS	AVG	TD	LONG
2018	2-0	2	16	8.0	0	8
2019	14-0	8	95	11.9	0	19
2020	10-6	15	219	14.6	2	51
2021	7-0	11	120	10.9	0	22
Career	33-6	36	450	12.5	2	51

#33 DE MARCUS STRIPLING

#95 DL ISAIAH THOMAS

YEAR	GP-GS	UT	AT	TOTAL	TFL	SACKS	INT	FF	FR	PBU
2017					REDSHIRTED					
2018	9-0	2	2	4	0.0-0	0.0-0	0-0	0	0	1
2019	11-0	5	2	7	2.0-16	2.0-16	0-0	0	0	0
2020	11-11	20	12	32	13.0-74	8.5-60	0-0	1	2-0	2
2021	8-7	12	13	25	7.5-38	4.5-29	0-0	2	0	0
Career	39-18	39	29	68	22.5-128	15.0-105	0-0	3	2-0	3

#37 P MICHAEL TURK (*AT LAFAYETTE; *AT ARIZONA STATE)

YEAR	GP-GS	PUNTS-YDS	AVG	LONG	TB	FC	I20	50+	BLK
2017*	11-0	67-2,863	42.7	64	3	15	18	16	0
2018*				REDSHIRTED					
2019*	13-0	67-3,082	46.0	75	7	22	36	23	0
2020*	4-0	14-661	47.2	58	4	2	6	5	0
2021	6-0	15-786	52.4	85	2	2	7	9	0
Career	34-0	163-7,392	45.3	85	16	41	67	53	0

#32 S DELARRIN TURNER-YELL

YEAR	GP-GS	UT	AT	TOTAL	TFL	SACKS	INT	FF	FR	PBU
2018	7-0	7	5	12	0.0-0	0.0-0	0-0	0	0	1
2019	13-13	60	15	75	5.5-14	0.0-0	0-0	0	0	3
2020	10-8	32	20	52	2.0-5	0.5-4	1-42	0	0	1
2021	5-5	17	8	25	1.0-2	0.0-0	1-0	0	0	1
Career	35-26	116	48	164	8.5-21	0.5-4	2-42	0	0	6

#2 LB DAVID UGWOGGBU

YEAR	GP-GS	UT	AT	TOTAL	TFL	SACKS	INT	FF	FR	PBU
2019	14-1	14	5	19	4.0-13	1.0-5	0-0	0	0	1
2020	11-3	16	18	34	3.0-13	1.0-7	1-0	0	0	0
2021	8-3	12	18	30	1.0-2	0.0-0	0-0	0	0	0
Career	32-6	42	41	83	8.0-28	2.0-12	1-0	0	0	1

#30 OLB BRYNDEN WALKER

YEAR	GP-GS	UT	AT	TOTAL	TFL	SACKS	INT	FF	FR	PBU
2020	10-0	4	2	6	0.5-5	0.5-5	0-0	0	0	0
2021	4-0	1	0	1	0.0-0	0.0-0	0-0	0	0	0
Career	14-0	5	2	7	0.5-5	0.5-5	0-0	0	0	0

#15 S BRYSON WASHINGTON

YEAR	GP-GS	UT	AT	TOTAL	TFL	SACKS	INT	FF	FR	PBU
2020	4-0	3	5	8	0.5-0	0.0-0	0-0	0	0	0
2021	8-0	3	2	5	0.0-0	0.0-0	1-37	0	1	0
Career	12-0	6	7	13	0.5-0	0.0-0	1-37	0	1	0

#0 CB WOODI WASHINGTON

YEAR	GP-GS	UT	AT	TOTAL	TFL	SACKS	INT	FF	FR	PBU
2019	4-0	5	10	15	0.0-0	0-0.0	0-0	0	0	0
2020	10-5	32	13	45	0.0-0	0.0-0	2-0	0	0	4
2021	2-2	3	2	5	0.0-0	0.0-0	0-0	0	0	0
Career	16-7	40	25	65	0.0-0	0.0-0	2-0	0	0	4

#10 WR THEO WEASE

Year	GP-GS	Rec	Yds	Avg	TD	Long	Rush	Yds	Avg	TD	Long
2019	13-0	8	136	17.0	2	37	0	0	0.0	0	—
2020	11-11	37	530	14.3	4	48	1	-10	-10.0	0	-10
Career	24-11	45	666	14.8	6	48	1	-10	-10.0	0	-10

#81 WR TREVON WEST

YEAR	GP-GS	REC	YDS	AVG	TD	LONG
2020	8-0	4	59	14.8	0	23
2021	8-0	4	45	11.3	0	35
Career	16-0	8	104	13.0	0	35

#45 OLB JOSEPH WETÉ

YEAR	GP-GS	UT	AT	TOTAL	TFL	SACKS	INT	FF	FR	PBU
2020	9-0	1	0	1	0.0-0	0.0-0	0-0	0	0	0
2021	1-0	0	1	1	0.0-0	0.0-0	0-0	0	0	0
Career	10-0	1	1	2	0.0-0	0.0-0	0-0	0	0	0

#23 LB DASHAUN WHITE

YEAR	GP-GS	UT	AT	TOTAL	TFL	SACKS	INT	FF	FR	PBU
2018	14-0	5	8	13	0.0-0	0.0-0	0-0	0	0	0
2019	14-14	30	22	52	3.5-11	1.0-8	0-0	0	1	0
2020	11-10	20	18	38	5.0-19	2.5-15	0-0	0	0	2
2021	8-8	14	25	39	3.5-7	0.0-0	0-0	0	1	0
Career	47-32	69	73	142	12.0-37	3.5-23	0-0	0	2	2

#13 LB SHANE WHITTER

YEAR	GP-GS	UT	AT	TOTAL	TFL	SACKS	INT	FF	FR	PBU
2020	9-0	4	5	9	0.5-1	0.0-0	0-0	0	0	1
2021	8-0	6	11	17	2.0-3	0.0-0	0-0	0	1	0
Career	17-0	10	16	26	2.5-4	0.0-0	0-0	0	1	1

#13 QB CALEB WILLIAMS

YEAR	GP-GS	C-A	PCT	YDS	AVG/G	TD	INT	LG	RUSH	YDS	AVG	TD	LG
2021	6-2	55-79	69.6	787	131.2	8	1	59	26	285	11.0	4	66
Career	6-2	55-79	69.6	787	131.2	8	1	59	26	285	11.0	4	66

#4 WR MARIO WILLIAMS

YEAR	GP-GS	REC	YDS	AVG	TD	LONG
2021	7-0	24	219	9.1	2	19
Career	7-0	24	219	9.1	2	19

#9 TE/H-BACK BRAYDEN WILLIS

YEAR	GP-GS	REC	YDS	AVG	TD	LONG
2018	13-0	1	29	29.0	0	29
2019	14-2	11	168	15.3	3	25
2020	5-2	9	110	12.2	1	21
2021	8-4	10	124	12.4	0	28
Career	40-9	31	431	13.9	4	29

#8 DL PERRION WINFREY

YEAR	GP-GS	UT	AT	TOTAL	TFL	SACKS	INT	FF	FR	PBU
2020	11-8	9	10	19	6.0-20	0.5-3	0-0	0	0	3
2021	8-8	7	10	17	6.5-28	4.5-23	0-0	0	0	0
Career	19-16	16	20	36	12.5-48	5.0-26	0-0	0	0	3

#8 WR MICHAEL WOODS II (*AT ARKANSAS)

Year	GP-GS	Rec	Yds	Avg	TD	Long	Rush	Yds	Avg	TD	Long
2018*	10-7	18	206	11.4	1	29	0	0	0.0	0	—
2019*	12-12	33	423	12.8	4	62	0	0	0.0	0	—
2020*	10-10	32	619	19.3	5	82	1	2	2.0	0	2
2021	7-7	25	294	11.8	2	59	0	0	0.0	0	—
Career	39-36	108	1,542	14.2	12	82	1	1	1.0	0	2

CAREER HIGHS

#24 LB BRIAN ASAMOAH

Tackles:..... 9 (3x) MR: at Kansas State (10/2/21)
 TFL:1.0 (7x) MR: vs. Baylor (12/5/20)
 Sacks:.....1.0 (3x) MR: at TCU (10/24/20)
 INT: N/A
 PBU: 1 (4x) MR: vs. Baylor (12/5/20)

#11 OLB NIK BONITTO

Tackles:..... 6 (2x) MR: vs. Okla. State (11/21/20)
 TFL: 3.0 (2x) MR vs. Nebraska (9/18/21)
 Sacks:..... 3.0 vs. Kansas (11/7/20)
 INT: 1 at Baylor (11/16/19)
 PBU: 1 (6x) MR: vs. Okla. State (11/21/20)

#5 DB BILLY BOWMAN

Tackles:..... 5 at Kansas State (10/2/21)
 TFL: 1.0 vs. Tulane (9/4/21)
 Sacks:..... N/A
 INT: N/A
 PBU: 1 vs. Tulane (9/4/21)

#25 S JUSTIN BROILES

Tackles:..... 11 vs. LSU (12/28/19)
 TFL: 1.5 at Kansas State (10/2/21)
 Sacks:..... N/A
 INT: N/A
 PBU: 1 (4x) MR: vs. TCU (10/16/21)

#26 RB KENNEDY BROOKS

Rush: 25 (3x) MR: vs. Texas (10/9/21)
 Yards: 217 vs. Texas (10/9/21)
 TDs: 3 vs. Okla. State (11/10/18)
 Rec: 4 at Baylor (11/26/19)
 Yards: 28 vs. West Virginia (10/19/19)
 TD: N/A

#94 DL ISAIAH COE

Tackles:..... 2 (2x) MR vs. Nebraska (9/18/21)
 TFL: 2.0 vs. Nebraska (9/18/21)
 Sacks:..... 1.0 vs. W. Carolina (9/11/21)
 INT: N/A
 PBU: N/A
 Blocks: 1 vs. Nebraska (9/18/21)

#22 S JEREMIAH CRIDDELL

Tackles:..... 3 at TCU (10/24/20)
 TFL: 0.5 vs. W. Carolina (9/11/21)
 Sacks:..... N/A
 INT: N/A
 PBU: N/A

#16 WR BRIAN DARBY

Rec: 3 vs. Tulane (9/4/21)
 Yards: 26 vs. Tulane (9/4/21)
 TDs: N/A

#4 CB JADEN DAVIS

Tackles:..... 6 (2x) MR: at Kansas State (10/26/19)
 TFL: N/A
 Sacks:..... N/A
 INT: 1 vs. South Dakota (9/7/19)
 PBU: 1 (4x) MR: vs. TCU (10/16/21)

#40 DE ETHAN DOWNS

Tackles:..... 2 vs. W. Carolina (9/11/21)
 TFL: 1.0 vs. W. Carolina (9/11/21)
 Sacks:..... N/A
 INT: N/A
 PBU: N/A

#1 CB JOSHUA EATON

Tackles:..... 1 (7x) MR: at Kansas (10/23/21)
 TFL: N/A
 Sacks:..... N/A
 INT: N/A
 PBU: N/A

#90 DL JOSH ELLISON

Tackles:..... 5 vs. Nebraska (9/18/21)
 TFL: 1.0 vs. Nebraska (9/18/21)
 Sacks:..... 0.5 (3x) MR: vs. Nebraska (9/18/21)
 INT: N/A
 PBU: 1 vs. Baylor (12/5/20)

#10 S PAT FIELDS

Tackles:..... 12 vs. Texas (10/10/20)
 TFL: 1.5 vs. Tulane (9/4/21)
 Sacks:..... 1.0 (2x) MR: vs. Texas (10/12/19)
 INT: 1 vs. Iowa State (12/19/20)
 PBU: 3 at Iowa State (10/3/20)

#44 DL KELVIN GILLIAM

Tackles:..... 2 vs. W. Carolina (9/11/21)
 TFL: N/A
 Sacks:..... N/A
 INT: N/A
 PBU: N/A

#9 CB D.J. GRAHAM

Tackles:..... 6 vs. Tulane (9/4/21)
 TFL: 1 vs. Baylor (12/5/20)
 Sacks:..... N/A
 INT: 1 (2x) MR vs. Nebraska (9/18/21)
 PBU: 1 (2x) MR: vs. Tulane (9/4/21)

#0 RB ERIC GRAY (*AT TENNESSEE)

Rush: *31 at Arkansas (11/7/20)
 Yards: *246 vs. Vanderbilt (11/30/19)
 TDs: *3 vs. Vanderbilt (11/30/19)
 Rec: *8 at Georgia (10/10/20)
 Yards: *54 at Georgia (10/10/20)
 TD: 1 (4x[1xOU]) MR: vs. W. Carolina (9/11/21)

#14 DL REGGIE GRIMES

Tackles:..... 2 (5x) MR: at Kansas (10/23/21)
 TFL: 1.0 (2x) MR: vs. Tulane (9/4/21)
 Sacks:..... 1.0 (2x) MR: vs. Tulane (9/4/21)
 INT: N/A
 PBU: 1 vs. TCU (10/16/21)

#84 TE/H-BACK CARSTEN GROOS

Rush: 1 vs. W. Carolina (9/11/21)
 Yards: 8 vs. W. Carolina (9/11/21)
 TDs: N/A

#27 TE/H-BACK JEREMIAH HALL

Rec: 5 at Iowa State (10/3/20)
 Yards: 69 vs. Texas (10/9/21)
 TDs: 2 at Iowa State (10/3/20)
 Rush: 4 vs. Kansas (11/5/18)
 Yards: 21 vs. Kansas (11/5/18)
 TDs: 1 at Kansas State (10/2/21)

#17 DB DAMOND HARMON

Tackles:..... 3 vs. W. Carolina (9/11/21)
 TFL: N/A
 Sacks:..... N/A
 INT: N/A
 PBU: N/A

#11 WR JADON HASELWOOD

Rec: 6 (3x) MR vs. TCU (10/16/21)
 Yards: 78 vs. South Dakota (9/7/19)
 TDs: 3 vs. TCU (10/16/21)

#23 RB TODD HUDSON

Rush: 9 vs. W. Carolina (9/11/21)
 Yards: 25 vs. W. Carolina (9/11/21)
 TDs: 2 vs. W. Carolina (9/11/21)

#6 WR CODY JACKSON

Rec: 3 vs. W. Carolina (9/11/21)
 Yards: 31 vs. W. Carolina (9/11/21)
 TDs: N/A

#88 DL JORDAN KELLEY

Tackles:..... 3 at TCU (10/24/20)
 TFL: 1.0 at TCU (10/24/20)
 Sacks:..... 0.5 vs. Kansas (11/7/20)
 INT: N/A
 PBU: N/A

#19 OLB CALEB KELLY

Tackles:..... 14 at WVU (11/23/18)
 TFL: 2.0 vs. Baylor (9/29/18)
 Sacks:..... 2.0 vs. Baylor (9/29/18)
 INT: 1 vs. Texas Tech (10/28/17)
 PBU: 1 (3x) MR: at West Virginia (11/23/18)

#25 RB JADEN KNOWLES

Rush: 4 vs. W. Carolina (9/11/21)
 Yards: 37 vs. W. Carolina (9/11/21)
 TDs: 2 vs. W. Carolina (9/11/21)
 Rec: 2 vs. W. Carolina (9/11/21)
 Yards: 65 vs. W. Carolina (9/11/21)
 TDs: N/A

#12 S KEY LAWRENCE (*AT TENNESSEE)

Tackles:..... 8 at Kansas (10/23/21)
 TFL: 2.0 at Kansas (10/23/21)
 Sacks:..... N/A
 INT: N/A
 PBU: *1 at Vanderbilt (12/12/20)

#7 CB LATRELL McCUTCHIN

Tackles:..... 4 vs. Tulane (9/4/21)
 TFL: 1.0 vs. Tulane (9/4/21)
 Sacks:..... N/A
 INT: N/A
 PBU: 1 (2x) at Kansas (10/23/21)

#38 LB BRYAN MEAD

Tackles:.....7 vs. Baylor (12/5/20)
 TFL:.....0.5 vs. Missouri State (9/12/20)
 Sacks:.....0.5 vs. Missouri State (9/12/20)
 INT:.....N/A
 PBU:.....1 at Texas Tech (10/31/20)

#17 WR MARVIN MIMS

Rec:.....7 vs. Iowa State (12/19/20)
 Yards:.....136 vs. Texas (10/9/21)
 TDs:.....2 (3x) MR: vs. Texas (10/9/21)

#3 LB JAMAL MORRIS

Tackles:.....2 vs. Kansas (11/7/20)
 TFL:.....N/A
 Sacks:.....N/A
 INT:.....N/A
 PBU:.....N/A

#29 DB JORDAN MUKES

Tackles:.....2 vs. W. Carolina (9/11/21)
 TFL:.....N/A
 Sacks:.....N/A
 INT:.....N/A
 PBU:.....N/A

#7 QB SPENCER RATTLER

Comp:.....30 (2x) MR: vs. Tulane (9/4/21)
 Att:.....41 vs. Kansas State (9/26/20)
 Pass Yds:.....387 vs. Kansas State (9/26/20)
 Pass TDs:.....5 vs. W. Carolina (9/11/21)
 Rush Yds:.....51 vs. Texas (10/10/20)
 Rush TDs:.....1 (9x) MR: vs. Texas (10/9/21)

#31 DL JALEN REDMOND

Tackles:.....5 vs. Nebraska (9/18/21)
 TFL:.....2.5 vs. Baylor (12/7/19)
 Sacks:.....1.5 (2x) MR vs. Nebraska (9/18/21)
 INT:.....N/A
 PBU:.....1 (2x) MR: vs. TCU (11/23/19)

#92 DL KORI ROBERSON

Tackles:.....4 vs. West Virginia (9/25/21)
 TFL:.....1.0 (3x) MR vs. West Virginia (9/25/21)
 Sacks:.....1.0 at TCU (10/24/20)
 INT:.....N/A
 PBU:.....1 vs. Baylor (12/5/20)

#19 QB RALPH RUCKER

Comp:.....2 vs. W. Carolina (9/11/21)
 Att:.....2 vs. W. Carolina (9/11/21)
 Pass Yds:.....20 vs. W. Carolina (9/11/21)
 Pass TDs:.....N/A
 Rush Yds:.....N/A
 Rush TDs:.....N/A

#20 OLB CLAYTON SMITH

Tackles:.....1 vs. Tulane (9/4/21)
 TFL:.....0.5 vs. Tulane (9/4/21)
 Sacks:.....N/A
 INT:.....N/A
 PBU:.....N/A

#89 WR DAMON SMITH

Rec:.....2 vs. Missouri State (9/12/20)
 Yards:.....7 vs. Missouri State (9/12/20)
 TDs:.....N/A

#18 TE/H-BACK AUSTIN STOGNER

Rec:.....6 vs. Texas (10/10/20)
 Yards:.....83 vs. Kansas State (9/26/20)
 TDs:.....2 at Baylor (11/16/19)

#96 DL LARON STOKES

Tackles:.....3 (4x) MR: vs. Florida (12/30/20)
 TFL:.....1.5 vs. West Virginia (10/19/19)
 Sacks:.....0.5 vs. TCU (11/23/19)
 INT:.....N/A
 PBU:.....1 vs. Baylor (12/5/20)

#28 LB DANNY STUTSMAN

Tackles:.....8 vs. W. Carolina (9/11/21)
 TFL:.....0.5 (2x) MR: vs. Texas (10/10/21)
 Sacks:.....0.5 vs. Texas (10/10/21)
 INT:.....N/A
 PBU:.....N/A

#12 WR DRAKE STOOPS

Rec:.....3 (2x) MR: vs. West Virginia (9/25/21)
 Yards:.....93 vs. Kansas State (9/26/20)
 TDs:.....1 (2x) MR: vs. Texas (10/10/20)

#33 DE MARCUS STRIPLING

Tackles:.....2 vs. Kansas (11/7/20)
 TFL:.....1.5 vs. Kansas (11/7/20)
 Sacks:.....1.5 vs. Kansas (11/7/20)
 INT:.....N/A
 PBU:.....N/A

#31 TE/H-BACK JACKSON SUMLIN

Rec:.....3 vs. W. Carolina (9/11/21)
 Yards:.....19 vs. W. Carolina (9/11/21)
 TDs:.....N/A

#95 DL ISAIAH THOMAS

Tackles:.....6 vs. Baylor (12/5/20)
 TFL:.....3.0 vs. Baylor (12/5/20)
 Sacks:.....2.5 vs. Baylor (12/5/20)
 INT:.....N/A
 PBU:.....1 (3x) MR: vs. Okla. State (11/21/20)

#32 S DELARRIN TURNER-YELL

Tackles:.....10 (2x) MR: vs. Tulane (9/4/21)
 TFL:.....3.0 vs. Baylor (12/7/19)
 Sacks:.....0.5 vs. Texas (10/10/20)
 INT:.....1 vs. Missouri State (9/12/20)
 PBU:.....1 (6x) MR: vs. West Virginia (9/25/21)

#2 LB DAVID UGWOGGBU

Tackles:.....7 vs. TCU (10/16/21)
 TFL:.....2.0 (2x) MR: vs. Texas (10/10/20)
 Sacks:.....1.0 (2x) MR: vs. Texas (10/10/20)
 INT:.....1 vs. Okla. State (11/21/20)
 PBU:.....1 at Okla. State (11/30/20)

#30 LB BRYNDEN WALKER

Tackles:.....2 at Texas Tech (10/31/20)
 TFL:.....0.5 vs. Kansas (11/7/20)
 Sacks:.....0.5 vs. Kansas (11/7/20)
 INT:.....N/A
 PBU:.....N/A

#10 CB WOODI WASHINGTON

Tackles:.....10 vs. LSU (12/28/19)
 TFL:.....N/A
 Sacks:.....N/A
 INT:.....1 (2x) MR: vs. Florida (12/30/20)
 PBU:.....1 (4x) MR: vs. Florida (12/30/20)

#10 WR THEO WEASE

Rec:.....8 vs. Texas (10/10/20)
 Yards:.....105 at Texas Tech (10/31/20)
 TDs:.....2 vs. Okla. State (11/21/20)

#81 WR TREVON WEST

Rec:.....4 vs. Missouri State (9/12/20)
 Yards:.....59 vs. Missouri State (9/12/20)
 TDs:.....N/A

#45 OLB JOSEPH WETÉ

Tackles:.....1 vs. Missouri State (9/12/20)
 TFL:.....N/A
 Sacks:.....N/A
 INT:.....N/A
 PBU:.....N/A

#23 LB DASHAUN WHITE

Tackles:.....10 vs. Nebraska (9/18/21)
 TFL:.....1.5 (3x) MR: vs. TCU (10/16/21)
 Sacks:.....1.5 vs. Missouri State (9/12/20)
 INT:.....N/A
 PBU:.....1 (2x) MR: at Texas Tech (10/31/20)

#13 LB SHANE WHITTER

Tackles:.....5 vs. Kansas (11/7/20)
 TFL:.....1.5 vs. West Virginia (9/25/21)
 Sacks:.....N/A
 INT:.....N/A
 PBU:.....1 vs. Florida (12/30/20)

#13 QB CALEB WILLIAMS

Comp:.....18 vs. TCU (10/16/21)
 Att:.....25 vs. Texas (10/9/21)
 Pass Yds:.....295 vs. TCU (10/16/21)
 Pass TDs:.....4 vs. TCU (10/16/21)
 Rush Yds:.....88 vs. Texas (10/9/21)
 Rush TDs:.....1 (4x) MR: vs. Kansas (10/23/21)

#4 WR MARIO WILLIAMS

Rec:.....6 vs. Tulane (9/4/21)
 Yards:.....49 vs. W. Carolina (9/11/21)
 TDs:.....1 (2x) MR: vs. W. Carolina (9/11/21)

#9 TE/H-BACK BRAYDEN WILLIS

Rec:.....4 at Kansas State (10/2/21)
 Yards:.....51 vs. W. Carolina (9/11/21)
 TDs:.....1 (4x) MR: vs. Baylor (12/5/20)

#8 DL PERRION WINFREY

Tackles:.....4 vs. Baylor (12/5/20)
 TFL:.....2.0 vs. Texas (10/9/21)
 Sacks:.....1.5 vs. W. Carolina (9/11/21)
 INT:.....N/A
 PBU:.....1 (3x) MR: vs. Baylor (12/5/20)

#8 WR MICHAEL WOODS II (*AT ARKANSAS)

Rec:.....8 vs. West Virginia (9/25/21)
 Yards:.....*140 vs. LSU (11/21/20)
 TDs:.....*2 at Florida (11/14/20)

THE LAST TIME...

INDIVIDUAL

Rushed 30 times

OU: 37, Samaje Perine vs. Oklahoma State (12/3/16)
Opp.: 30, Justice Hill, Oklahoma State (11/4/17)

Rushed 40 times

OU: 55, Steve Owens at Oklahoma State (11/29/69)
Opp.: 40, Ricky Williams, Texas (10/11/97)

Rushed 50 times

OU: 55, Steve Owens at Oklahoma State (11/29/69)
Opp.: Has not happened since at least 1996

Rushed for 100 yards

OU: 153, Kennedy Brooks vs. TCU (10/16/21)
Opp.: 100, Devin Neal, Kansas (10/23/21)

Quarterback rushed for 100 yards

OU: 173, Jalen Hurts vs. TCU (11/23/19)
Opp.: 112, Sam Ehlinger, Texas (10/10/20)

Rushed for 200 yards

OU: 217, Kennedy Brooks vs. Texas (10/9/21)
Opp.: 252, Pooka Williams, Kansas (11/17/18)

Rushed for 300 yards

OU: 427, Samaje Perine vs. Kansas (11/22/14)
Opp.: 331, Justin Crawford, West Virginia (11/19/16)

Rushed for 400 yards

OU: 427, Samaje Perine vs. Kansas (11/22/14)
Opp.: Never

Two 100-yard rushers

OU: 186, Rhamondre Stevenson and 110, Marcus Major vs. Florida (12/30/20)
Opp.: 142, Alex Delton and 108, Alex Barnes, Kansas State (10/21/17)

Three 100-yard rushers

OU: 146, Trevor Knight, 144, Alex Ross & 110 Samaje Perine at Iowa St. (11/1/14)
Opp.: Never

Had a 70-yard run from scrimmage

OU: 73, Seth McGowan vs. Florida (12/30/20)
Opp.: 75, Sony Michel, Georgia (1/1/18)

Had an 80-yard run from scrimmage

OU: 86, Kennedy Brooks vs. Kansas State (10/27/18)
Opp.: 81, D'Onta Foreman, Texas (10/10/15)

Had a 90-yard run from scrimmage

OU: 99, Abdul Adams at Baylor (9/23/17)
Opp.: 99, Eric Vann, Kansas (10/4/97)

Rushed for three touchdowns

OU: 3, Rhamondre Stevenson at Texas Tech (10/31/20)
Opp.: 3, Skylar Thompson, Kansas State (9/26/20)

Rushed for four touchdowns

OU: 4, Rodney Anderson vs. West Virginia (11/25/17)
Opp.: 4, Sam Ehlinger, Texas (10/10/20)

Rushed for five touchdowns

OU: 5, Samaje Perine vs. Kansas (11/22/14)
Opp.: Never

Rushed for six touchdowns

OU: 6, Quentin Griffin vs. Texas (10/7/00)
Opp.: Never

Passed for 300 yards

OU: 304, Spencer Rattler vs. Tulane (9/4/21)
Opp.: 388, Casey Thompson, Texas (10/9/21)

Passed for 400 yards

OU: 415, Jalen Hurts vs. Texas Tech (9/28/19)
Opp.: 493, Joe Burrow, LSU (12/28/19)

Passed for 500 yards

OU: 598, Baker Mayfield at Oklahoma State (11/4/17)
Opp.: 539, Will Grier, West Virginia (11/23/18)

Attempted 40 passes

OU: 41, Spencer Rattler vs. Kansas State (9/26/20)
Opp.: 41, Skylar Thompson, Kansas State (10/2/21)

Attempted 50 passes

OU: 71, Landry Jones vs. Oklahoma State (11/24/12)
Opp.: 56, Charlie Brewer, Baylor (12/5/20)

Attempted 60 passes

OU: 71, Landry Jones vs. Oklahoma State (11/24/12)
Opp.: 60, Charlie Brewer, Baylor (9/29/18)

Threw three touchdown passes

OU: 4, Caleb Williams vs. TCU (10/16/21)
Opp.: 4, Max Duggan, TCU (10/16/21)

Threw four touchdown passes

OU: 4, Caleb Williams vs. TCU (10/16/21)
Opp.: 4, Max Duggan, TCU (10/16/21)

Threw five touchdown passes

OU: 5, Spencer Rattler vs. Western Carolina (9/11/21)
Opp.: 5, Casey Thompson, Texas (10/9/21)

Threw six touchdown passes

OU: 6, Kyler Murray vs. Baylor (9/29/18)
Opp.: 7, Joe Burrow, LSU (12/28/19)

Non-quarterback touchdown pass

OU: 4 yards, Nick Basquine to Jalen Hurts at Oklahoma State (11/30/19)
Opp.: 9 yards, Pooka Williams to Jeremiah Booker, Kansas (11/17/18)

Caught 10 passes

OU: 10, CeeDee Lamb vs. Texas (10/12/19)
Opp.: 13, Deuce Vaughn, Kansas State (10/2/21)

Had 100 yards receiving

OU: 136, Marvin Mims vs. Texas (10/9/21)
Opp.: 101, Kwamie Lassiter II, Kansas (10/23/21)

Two 100-yard receivers

OU: 185, CeeDeeLamb; 122, Charleston Rambo vs. Texas Tech (9/28/19)
Opp.: 225, Gary Jennings; 131, David Sills V, West Virginia (11/23/18)

Had 150 yards receiving

OU: 173, CeeDeeLamb vs. Baylor (12/7/19)
Opp.: 261, Xavier Worthy, Texas (10/9/21)

Had 200 yards receiving

OU: 243, Marquise Brown at West Virginia (11/23/18)
Opp.: 261, Xavier Worthy, Texas (10/9/21)

Had a 70-yard pass completion

OU: 71, Jalen Hurts to CeeDee Lamb vs. Baylor (12/7/19)
Opp.: 75, Max Duggan to Quentin Johnston, TCU (10/16/21)

Had an 80-yard pass completion

OU: 82, Kyler Murray to CeeDee Lamb, vs. Kansas State (10/27/18)
Opp.: 81, Jacob Zeno to Trestan Ebner, Baylor (12/7/19)

Had a 90-yard pass completion

OU: 90, Eric Moore to P.J. Mills vs. Iowa State (10/7/95)
Opp.: 90, Jake Waters to Tyler Lockett, Kansas State (11/23/13)

Caught two touchdown passes

OU: 3, Jadon Haselwood vs. TCU (10/16/21)
Opp.: 3, Quentin Johnston, TCU (10/16/21)

Caught three touchdown passes

OU: 3, Jadon Haselwood vs. TCU (10/16/21)
Opp.: 3, Quentin Johnston, TCU (10/16/21)

Caught four touchdown passes

OU: 4, Kenny Stills at West Virginia (11/17/12)
Opp.: 4, Justin Jefferson, LSU (12/28/19)

100-yard rusher and 100-yard receiver

OU: 217 (rush), Kennedy Brooks, 136 (rec.), Marvin Mims vs. Texas (10/9/21)
Opp.: 101 (rec.), Kwamie Lassiter II, 100 (rush), Devin Neal, Kansas (10/23/21)

100-yard rusher and 100-yard receiver (same player)

OU: 151 (rush) and 139 (rec.) Rodney Anderson vs. TCU (11/11/17)
Opp.: Has not happened since at least 1996

150-yard rusher and 150-yard receiver

OU: 182 (rush), Kennedy Brooks and 114 (rush) Kyler Murray, 243 (rec.), Marquise Brown at West Virginia (11/23/18)
Opp.: 161 (rush), Zack Langer, 189 (rec.), Keyarris Garrett, Tulsa (9/19/15)

200-yard rusher and 200-yard receiver

OU: 263 (rush), Joe Mixon, 202 (rec.), Dede Westbrook at Texas Tech (10/22/16)
Opp.: 344 (rush), Tavon Austin, 205 (rec.), Stedman Bailey, West Virginia (11/17/12)

Returned a punt for a touchdown

OU: 71, Dede Westbrook vs. Kansas (10/29/16)
Opp.: 92, Tyreek Hill, Oklahoma State (12/6/14)

Returned a kickoff for a touchdown

OU: 97, Joe Mixon vs. Ohio State (9/17/16)
Opp.: 93, Malik Knowles, Kansas State (10/2/21)

Returned an interception for a touchdown

OU: 45, Tre Norwood vs. Florida (12/30/20)
Opp.: 98, Vernon Scott, TCU (11/23/19)

Returned a fumble for a touchdown

OU: 10, Caleb Kelly at West Virginia (11/23/18)
Opp.: 63, Cassius Sendish, Kansas (11/22/14)

Returned a blocked field goal for a touchdown

OU: 48, Darryl Bright vs. Texas Tech (11/21/98)
Opp.: Under research

Returned a blocked punt for a touchdown

OU: 0, Austin Stogner vs. West Virginia (10/19/19)
Opp.: 24, Nathan Jeffery, UTEP (9/1/12)

Had 10 tackles

OU: 10, DaShaun White vs. Nebraska (9/18/21)
Opp.: 14, Kenny Logan, Kansas (10/23/21)

Had 15 tackles

OU: 15, Kenneth Murray vs. Alabama (12/29/18)
Opp.: 16, Garret Wallow, TCU (11/23/19)

Had 20 tackles

OU: 28, Kenneth Murray; 23, Curtis Bolton vs. Army (9/22/18)
Opp.: 21, Jalen Reeves-Maybin, Tennessee (9/12/15)

Had multiple interceptions

OU: 2, Tre Norwood at Texas Tech (10/31/20)
Opp.: 2, Dylan Haines, Texas (10/8/16)

Had at least 2.0 sacks

OU: 2.5, Isaiah Thomas vs. Baylor (12/5/20)
Opp.: 2.0, Ochaun Mathis, TCU (10/16/21)

Blocked a punt

OU: David Ugwoegbu vs. Texas (10/10/20)
Opp.: DeMarvion Overshown, Texas (10/9/21)

Blocked a field goal

OU: Perrion Winfrey vs. Texas (10/10/20)
Opp.: Lorenzo Carter, Georgia (1/1/18)

Blocked an extra point attempt

OU: Isaiah Coe vs. Nebraska (9/18/21)
Opp.: Team, Kansas (11/17/18)

Recorded a safety

OU: Tre Brown vs. Texas (12/1/18) (sack)
Opp.: Team, Texas A&M (11/6/10) (Bad snap thru end zone)

Made three field goals

OU: 4, Gabe Brkic vs. Texas (10/9/21)
Opp.: 3, John Mayers, Baylor (12/7/19)

Made a 50-yard field goal

OU: 56, Gabe Brkic vs. Western Carolina (9/11/21)
Opp.: 55, Rodrigo Blankenship, Georgia (1/1/18)

Had a 70-yard punt

OU: 85, Michael Turk vs. Texas (10/9/21)
Opp.: 78, Cameron Dicker, Texas (10/9/21)

Converted a two-point conversion

OU: Spencer Rattler pass to Drake Stoops vs. Texas (10/9/21)
Opp.: Deuce Watts rush, Tulane (9/4/21)

Returned a blocked PAT for a two-point conversion:

OU: Patrick Fields vs. Nebraska (9/18/21)
Opp.: Quandre Diggs, Texas (10/13/12)

Returned a two-point PAT attempt for a two-point conversion:

OU: Robert Barnes at Texas Tech (11/3/18)
Opp.: N/A

TEAM**Scored 40 points**

OU: 52-31, vs. TCU (10/16/21)
Opp: 48-55, Texas (10/9/21)

Scored 50 points

OU: 52-31, vs. TCU (10/16/21)
Opp: 63-28, LSU (12/28/19)

Scored 60 points

OU: 76-0, vs. Western Carolina (9/11/21)
Opp: 63-28, LSU (12/28/19)

Scored 70 points

OU: 76-0, vs. Western Carolina (9/11/21)
Opp.: 73-21, Nebraska (11/2/96)

Posted a shutout

OU: 76-0, vs. Western Carolina (9/11/21)
Opp.: 29-0, at Texas A&M (11/7/98)

Rushed for 200 yards

OU: 220, vs. Kansas (10/23/21)
Opp.: 250, Florida (12/30/20)

Rushed for 300 yards

OU: 339, vs. Texas (10/9/21)
Opp.: 348, Kansas (11/17/18)

Rushed for 400 yards

OU: 435, vs. Florida (12/30/20)
Opp.: 458 at West Virginia (11/17/12)

Rushed for 500 yards

OU: 510, Kansas (11/22/14)
Opp.: Never

Rushed for 600 yards

OU: 768 vs. Kansas State (10/15/88)
Opp.: Never

Rushed for 700 yards

OU: 768 vs. Kansas State (10/15/88)
Opp.: Never

Rushed for less than 100 yards

OU: 57, vs. West Virginia (9/25/21)
Opp.: 47, West Virginia (9/25/21)

Rushed for five touchdowns

OU: 5 vs. Western Carolina (9/11/21)
Opp.: 6, Kansas State (10/26/19)

Rushed for six touchdowns

OU: 6 vs. Kansas (11/7/20)
Opp.: 6, Kansas State (10/26/19)

Rushed for seven touchdowns

OU: 7, Texas Tech (10/24/15)
Opp.: 8, Nebraska (11/1/97)

Rushed for eight touchdowns

OU: 8, Florida A&M (9/8/12)
Opp.: 8, Nebraska (11/1/97)

Passed for 300 yards

OU: 323, vs. Texas (10/9/21)
Opp.: 346, TCU (10/16/21)

Passed for 400 yards

OU: 484, vs. Missouri State (9/12/20)
Opp.: 532, LSU (12/28/19)

Passed for 500 yards

OU: 598, at Oklahoma State (11/4/17)
Opp.: 532, LSU (12/28/19)

Passed for less than 100 yards

OU: 39, Kansas (11/22/14)
Opp.: 65, TCU (11/23/19)

Passed for five touchdowns

OU: 5, vs. Western Carolina (9/11/21)
Opp.: 5, Texas (10/9/21)

Passed for six touchdowns

OU: 6, vs. South Dakota (9/7/19)
Opp.: 7, LSU (12/28/19)

Gained 500 yards total offense

OU: 525, vs. TCU (10/16/21)
Opp.: 529, TCU (10/16/21)

Gained 600 yards total offense

OU: 662, vs. Texas (10/9/21)
Opp.: 692, LSU (12/28/19)

Gained 700 yards total offense

OU: 733, vs. South Dakota (9/7/19)
Opp.: 704, West Virginia (11/23/18)

Gained 800 yards total offense

OU: 854, at Texas Tech (10/22/16)
Opp.: 854, Texas Tech (10/22/16)

Held under 100 total yards

OU: 83, vs. Navy (10/2/65)
Opp.: 44 vs. Idaho State (9/12/09)

Held under 200 total yards

OU: 171, vs. Texas (10/8/05)
Opp.: 178, vs. Western Carolina (9/11/21)

BEST OF THE 2000s

INDIVIDUAL

OFFENSE

Rushing Yards

427, Samaje Perine vs. Kansas (11/22/14)*
263, Joe Mixon at Texas Tech (10/22/16)
249, Adrian Peterson at Oklahoma State (10/30/04)
248, Quentin Griffin vs. Texas (10/12/02)
242, Samaje Perine at West Virginia (9/20/14)

Rushing Attempts

37, Samaje Perine vs. Oklahoma State (12/3/16)
36, Adrian Peterson at Kansas State (10/16/04)
35, Samaje Perine vs. Texas (10/8/16)
35, DeMarco Murray vs. Utah State (9/4/10)
35, Allen Patrick at Missouri (10/28/06)
35, Allen Patrick vs. Colorado (10/21/06)

Rushing Touchdowns

6, Quentin Griffin vs. Texas (10/7/00)*
5, Samaje Perine vs. Kansas (11/22/14)
5, DeMarco Murray vs. North Texas (9/1/07)
4, Done 8 times, MR:
Rodney Anderson vs. West Virginia (11/25/17)

Passing Yards

598, Baker Mayfield at Oklahoma State (11/4/17)*
554, Landry Jones at West Virginia (11/17/12)
545, Baker Mayfield at Texas Tech (10/22/16)
505, Landry Jones at Kansas State (10/29/11)
500, Landry Jones vs. Oklahoma State (11/24/12)

Pass Completions

46, Landry Jones vs. Oklahoma State (11/24/12)*
38, Landry Jones at West Virginia (11/17/12)
37, Landry Jones at Oklahoma State (11/27/10)
36, Done 5 times, MR: Landry Jones at Baylor (11/19/11)

Pass Attempts

71, Landry Jones vs. Oklahoma State (11/24/12)*
62, Landry Jones at Oklahoma State (11/27/10)
59, Landry Jones at Texas A&M (11/6/10)
58, Landry Jones at Nebraska (11/7/09)
55, Landry Jones vs. Texas Tech (10/22/11)

Passing Touchdowns

7, Baker Mayfield at Texas Tech (10/22/16)*
6, Kyler Murray vs. Baylor (9/29/18)
6, Landry Jones at West Virginia (11/17/12)
6, Landry Jones vs. Tulsa (9/19/09)
5, Done 19 times, MR: Spencer Rattler vs. Western Carolina (9/11/21)

Receptions

15, Sterling Shepard vs. Kansas State (10/18/14)*
15, Justin Brown vs. Oklahoma State (11/24/12)*
15, Jalen Saunders vs. Notre Dame (10/27/12)*
15, Ryan Broyles vs. Iowa State (10/16/10)*
14, Sterling Shepard at Baylor (11/14/15)
14, Ryan Broyles at Kansas State (10/29/11)
14, Ryan Broyles vs. Tulsa (9/3/11)

Receiving Yards

265, Marquise Brown at Oklahoma State (11/4/17)*
243, Marquise Brown at West Virginia (11/23/18)
232, Dede Westbrook vs. Texas (10/8/16)
217, Ryan Broyles at Kansas (10/15/11)
215, Sterling Shepard at TCU (10/4/14)

Receiving Touchdowns

4, Kenny Stills at West Virginia (11/17/12)*
4, Jermaine Gresham vs. Texas A&M (11/3/07)*
4, Trent Smith at Kansas (10/13/01)*
3, Done 15 times, MR: CeeDee Lamb vs. Texas Tech (9/28/19)

Total Offense

589, Baker Mayfield at Oklahoma State (11/4/17)*
572, Baker Mayfield vs. Tulsa (9/19/15)
564, Baker Mayfield at Texas Tech (10/22/16)
554, Landry Jones at West Virginia (11/17/12)
508, Jalen Hurts vs. Houston (9/1/19)

All-Purpose Yards

446, Samaje Perine vs. Kansas (11/22/14)*
377, Joe Mixon at Texas Tech (10/22/16)
316, Ryan Broyles vs. Oklahoma State (11/28/09)
301, Ryan Broyles at Kansas (10/15/11)
290, Rodney Anderson vs. TCU (11/11/17)

Tackles

28, Kenneth Murray vs. Army (9/22/18)
23, Curtis Bolton vs. Army (9/22/18)
19, Dominique Alexander vs. Texas (10/12/13)
19, Travis Lewis vs. Texas (10/11/08)
19, Lance Mitchell at Missouri (10/5/02)

Tackles for Loss

5.0, Pryce Macon vs. Nebraska (12/4/10)
5.0, Rufus Alexander vs. Middle Tennessee (9/23/06)
5.0, Teddy Lehman vs. Kansas State (12/6/03)
5.0, Jimmy Wilkerson at Baylor (11/4/00)
4.0, many times, MR: Ronnie Perkins at Baylor (11/16/19)

Sacks

3.0, 15 times, MR: Nik Bonitto vs. Kansas (11/7/20)

Interceptions

3, Tony Jefferson vs. Ball State (10/1/11)*
3, J.T. Thatcher vs. Kansas (9/30/00)*
2, 22 times, MR: Jordan Evans vs. Baylor (11/12/16)

Pass Breakups

5, Derrick Strait vs. Oklahoma State (11/24/01)
4, 9 times, MR: Tre Brown vs. Baylor (9/29/18)

SPECIAL TEAMS

Field Goals Made

4, 10 times, MR: Gabe Brkic vs. Texas (10/9/21)*

LONGEST PLAYS

Rush

99, Abdul Adams at Baylor (9/23/17)*#
95, Damien Williams vs. Texas (10/13/12)#
92, DeMarco Murray vs. Utah State (9/15/07)#
89, Damien Williams vs. Florida A&M (9/8/12)#
86, Kennedy Brooks vs. Kansas State (10/27/18)#
84, Adrian Peterson vs. Oklahoma State (11/26/05)#

Pass Play

88, Baker Mayfield to Dede Westbrook vs. Kansas State (10/15/16)#
87, Kyler Murray to Marquise Brown vs. Tulane (9/16/17)#
86, Landry Jones to Cameron Kenney at OSU (11/27/10)#
86, Kyler Murray to CeeDee Lamb vs. Baylor (9/29/18)#
84, Baker Mayfield to Marquise Brown at Oklahoma State (11/4/17)#
82, Kyler Murray to CeeDee Lamb vs. Kansas State (10/27/18)#
82, Baker Mayfield to CeeDee Lamb vs. Tulane (9/16/17)#
82, Blake Bell to Jaz Reynolds vs. Tulsa (9/14/13)

Punt

85, Michael Turk vs. Texas (10/9/21)
85, Tress Way vs. Utah State (9/4/10)
75, Tress Way at TCU (12/1/12)
75, Michael Cohen at Texas A&M (11/4/06)
74, Tress Way vs. Oklahoma State (11/28/09)
73, Cody Freeby at Texas Tech (11/19/05)

Field Goal

56, Gabe Brkic vs. Western Carolina (9/11/21)
56, Gabe Brkic vs. Tulane (9/4/21)
55, Gabe Brkic vs. Tulane (9/4/21)
54, Gabe Brkic vs. Iowa State (12/19/20)
53, Michael Hunnicutt at Kansas State (10/29/11)
53, Garrett Hartley vs. Utah State (9/15/07)
52, Garrett Hartley vs. Texas (10/8/05)
51, Austin Seibert vs. West Virginia (11/25/17)
51, Gabe Brkic vs. Tulane (9/4/21)
51, Gabe Brkic at Iowa State (10/3/20)
50, Garrett Hartley at Nebraska (10/29/05)
50, Gabe Brkic vs. Baylor (12/5/20)
50, Gabe Brkic vs. Kansas (11/7/20)

Punt Return

91, Antonio Perkins at Tulsa (8/30/02)#
91, Jalen Saunders vs. Iowa State (11/16/13)#
90, Justin Brown vs. Kansas (10/20/12)#
87, Ryan Broyles vs. Oklahoma State (11/28/09)#
84, Antonio Perkins vs. UCLA (9/20/03)#

Kick Return

100, Alex Ross at West Virginia (9/20/14)*#
100, Roy Finch vs. Kansas (10/20/12)*#
100, Mark Bradley at Iowa State (10/4/03)#*
97, Joe Mixon vs. Ohio State (9/17/16)#
93, J.T. Thatcher at Kansas State (10/14/00)

Interception Return

100, Julian Wilson vs. Tennessee (9/13/14)*#
97, Derrick Strait at Texas Tech (11/22/03)
85, Dominique Franks at Kansas (10/24/09)#
85, J.T. Thatcher vs. Texas Tech (11/18/00)#
80, Jordan Evans at West Virginia (11/19/16)#

Fumble Return

70, Nik Bonitto at Kansas State (10/2/21)*
69, Cory Heinecke at Air Force (9/1/01)#
61, Reggie Smith vs. Miami (FL) (9/8/07)#
56, Jamell Fleming vs. Texas (10/8/11)#
53, Keenan Clayton vs. Texas Tech (11/22/08)

* School record

Play resulted in a touchdown

TEAM

OFFENSE

First Downs

44, vs. Oklahoma State (11/24/12)
 41, at Iowa State (11/1/14)
 39, vs. Missouri (12/6/08)
 38, vs. Tulsa (9/19/15)
 37, vs. Iowa State (10/16/10)

Rushing Yards

510, vs. Kansas (11/22/14)
 510, at Iowa State (11/1/14)
 435, vs. Florida (12/30/20)
 405, vs. Texas Tech (10/24/15)
 405, vs. Iowa State (11/16/13)
 384, at Texas Tech (11/15/14)

Rushing Attempts

66, vs. Iowa State (10/19/02)
 64, vs. TCU (11/23/19)
 64, at West Virginia (11/19/16)
 63, vs. Oklahoma State (12/6/14)
 61, vs. Texas A&M (11/8/03)
 61, vs. Texas Tech (11/23/02)

Rushing Touchdowns

8, vs. Florida A&M (9/8/12)
 7, vs. Texas Tech (10/24/15)
 7, vs. North Texas (9/1/07)
 7, vs. Texas (10/7/00)
 6, vs. Kansas (11/7/20)
 6, at Texas Tech (10/31/20)
 6, vs. Texas (10/13/12)
 6, vs. Missouri (12/6/08)

Passing Yards

598, at Oklahoma State (11/4/17)
 554, at West Virginia (11/17/12)
 545, at Texas Tech (10/22/16)
 520, at Kansas State (10/29/11)
 512, vs. Oklahoma State (11/24/12)

Pass Completions

47, vs. Oklahoma State (11/24/12)
 39, vs. Tulsa (9/3/11)
 39, vs. Tulsa (11/3/01)
 38, at West Virginia (11/17/12)
 37, at Oklahoma State (11/27/10)
 37, at Kansas State (10/29/11)

Pass Attempts

73, vs. Oklahoma State (11/24/12)
 62, at Oklahoma State (11/27/10)
 60, at Texas A&M (11/6/10)
 58, at Nebraska (11/7/09)
 55, vs. Texas Tech (10/22/11)

Passing Touchdowns

7, at Texas Tech (10/22/16)
 6, vs. South Dakota (9/7/19)
 6 vs. Baylor (9/29/18)
 6, at West Virginia (11/17/12)
 6, vs. Tulsa (9/19/09)
 6, vs. Miami (FL) (9/8/07)
 5, 24 times, MR: vs. Western Carolina (9/11/21)

Total Offense

854, at Texas Tech (10/22/16)
 785, at Oklahoma State (11/4/17)
 773, vs. Tulsa (9/19/15)
 751, at Iowa State (11/1/14)
 733, vs. South Dakota (9/7/19)
 710, at Kansas (10/31/15)

Points

79, vs. North Texas (9/1/07)
 77, vs. Texas A&M (11/8/03)
 76, vs. Western Carolina (9/11/21)
 70, vs. South Dakota (9/7/19)
 69, vs. Florida A&M (9/8/12)
 68, vs. UTEP (9/14/02)
 66, at Texas Tech (10/22/16)
 66, at Texas A&M (11/8/08)

DEFENSE

Fewest First Downs Allowed

1, vs. Chattanooga (8/30/08)
 3, vs. Colorado (12/4/04)
 3, vs. Texas A&M (11/8/03)
 5, vs. Colorado (10/21/06)
 5, vs. Iowa State (10/19/02)
 5, vs. Texas A&M (11/10/01)

Fewest Rush Yards Allowed

-48, at Baylor (11/18/06)
 -22, vs. Idaho State (9/12/09)
 -7, at Texas Tech (11/17/01)
 -7, vs. Texas (10/7/00)
 -4, vs. Colorado (12/4/04)

Fewest Pass Yards Allowed

13, vs. Arkansas (1/1/02)
 16, at Kansas (10/19/13)
 20, vs. Chattanooga (8/30/08)
 25, at Baylor (11/4/00)
 32, vs. Texas A&M (11/8/03)
 40, vs. Army (9/22/18)

Fewest Completions Allowed

2, vs. Arkansas (1/1/02)
 3, vs. Army (9/22/18)
 3, vs. Chattanooga (8/30/08)
 3, vs. Colorado (10/21/06)
 4, vs. Texas A&M (11/8/03)
 4, vs. Iowa State (10/19/02)

Fewest Total Yards Allowed

36, vs. Chattanooga (8/30/08)
 44, vs. Idaho State (9/12/09)
 46, vs. Colorado (12/4/04)
 50, vs. Arkansas (1/1/02)
 54, vs. Texas A&M (11/8/03)

Fewest Points Allowed

0, 15 times, MR: vs. Western Carolina (9/11/21)

Most Sacks Recorded

9, vs. Kansas (11/7/20)
 9, vs. Texas (10/12/19)
 9, vs. Arkansas (1/1/02)
 9, at Nebraska (10/29/05)
 8, vs. Texas (10/8/11)
 7, 7 times, MR: vs. West Virginia (10/3/15)

Most Interceptions Recorded

5, at Texas Tech (11/22/03)
 5, vs. Kansas (9/30/00)
 4, vs. Texas Tech (10/24/15)
 4, vs. Texas (10/6/01)
 3, 25 times, MR: vs. TCU (11/21/15)

Most Turnovers Forced

7, vs. Kansas (9/30/00)
 7, vs. UTEP (9/2/00)
 6, vs. Texas (10/11/03)
 5, 10 times, MR: vs. West Virginia (10/3/15)

2021 RESULTS (OVERALL: 8-0 | BIG 12: 5-0 | HOME: 5-0 | AWAY: 2-0 | NEUTRAL: 1-0)

Date	CFP/AP/C	Opponent (Rank)	TV	Site	Result	Attend.	Top Passer	Top Rusher	Top Receiver	Top Tackler
9/4	(NA/2/3)	Tulane	ABC	Norman	W, 40-35	42,206	Rattler (30-39-304-2, 1 TD)	Brooks (14-87-1)	Mims (5-137-0)	Turner-Yell (10)
9/11	(NA/4/4)	Western Carolina	PPV	Norman	W, 76-0	83,538	Rattler (20-26-243-0, 5TD)	Gray (9-74-0)	Williams (4-49-1)	Stutsman (8)
9/18	(NA/3/3)	Nebraska	FOX	Norman	W, 23-16	84,659	Rattler (24-34-214-0, 1 TD)	Gray (15-84-0)	Haselwood (6-61-0)	White (10)
9/25	(NA/4/3)	West Virginia	ABC	Norman	W, 16-13	84,353	Rattler (26-36-256-2, 1 TD)	Gray (12-38-0)	Woods (8-86-0)	Asamoah/Fields (9)
10/2	(NA/6/4)	at Kansas State	FOX	Manhattan, Kan.	W, 37-31	47,690	Rattler (22-25-243-1, 2 TD)	Brooks (15-91-1)	Mims (4-71-0)	Fields (9)
10/9	(NA/6/5)	vs. Texas (NA/21/23)	ABC	Dallas, Texas	W, 55-48	92,100	Williams (16-25-212-0, 2 TD)	Brooks (25-217-2)	Mims (5-136-2)	Asamoah (7)
10/16	(NA/4/3)	TCU	ABC	Norman	W, 52-31	84,391	Williams (18-23-295-0, 4 TD)	Brooks (20-153-1)	Haselwood (6-56-3)	Fields (8)
10/23	(NA/3/2)	at Kansas	ESPN	Lawrence, Kan.	W, 35-23	26,321	Williams (15-20-178-1, 2 TD)	Brooks (24-79-2)	Gray (3-42-0)	Asamoah/Lawrence (8)
10/30	(NA/4/4)	Texas Tech	ABC	Norman						
11/13		at Baylor		Waco, Texas						
11/20		Iowa State		Norman						
11/27		at Oklahoma State		Stillwater, Okla.						

TEAM STATISTICS

	OU	OPP
SCORING	334	197
Points Per Game	41.8	24.6
Points Off Turnovers	33	27
FIRST DOWNS	185	157
Rushing	76	54
Passing	97	95
Penalty	12	8
RUSHING YARDAGE	1564	895
Yards gained rushing	1730	1101
Yards lost rushing	166	206
Rushing Attempts	278	259
Average Per Rush	5.6	3.5
Average Per Game	195.5	111.9
TDs Rushing	22	7
PASSING YARDAGE	2188	2187
Comp-Att-Int	188-259-6	159-245-3
Average Per Pass	8.5	8.2
Average Per Catch	11.6	12.4
Average Per Game	273.5	273.4
TDs Passing	18	17
TOTAL OFFENSE	3752	3082
Total Plays	537	527
Average Per Play	7.0	5.8
Average Per Game	469.0	385.3
KICK RETURNS: #-Yards	5-122	22-517
PUNT RETURNS: #-Yards	7-41	7-82
INT RETURNS: #-Yards	3-37	6-0
KICK RETURN AVERAGE	24.4	23.5
PUNT RETURN AVERAGE	5.9	11.7
INT RETURN AVERAGE	12.3	0.0
FUMBLES-LOST	7-2	15-9
PENALTIES-Yards	49-396	52-420
Average Per Game	49.5	52.5
PUNTS-Yards	16-786	31-1367
Average Per Punt	49.1	44.1
Net punt average	41.5	41.5
KICKOFFS-Yards	65-3997	39-2183
Average Per Kick	61.5	56.0
Net kick average	37.8	34.8
TIME OF POSSESSION/Game	30:16	29:44
3RD-DOWN Conversions	45/93	45/112
3rd-Down Pct	48%	40%
4TH-DOWN Conversions	7/10	13/23
4th-Down Pct	70%	59%
SACKS BY-Yards	20-114	17-95
MISC YARDS	0	0
TOUCHDOWNS SCORED	40	25
FIELD GOALS-ATTEMPTS	17-20	8-12
ON-SIDE KICKS	0-0	2-5
RED-ZONE SCORES	(44-45) 98%	(24-28) 86%
RED-ZONE TOUCHDOWNS	(34-45) 76%	(17-28) 61%
PAT-ATTEMPTS	(34-34) 100%	(21-22) 88%
ATTENDANCE	379147	47690
Games/Avg Per Game	5/75829	2/23845
Neutral Site Games	-	1/92100

SCORE BY QUARTERS

	1st	2nd	3rd	4th	OT	TOTAL
Oklahoma	69	84	91	90	—	334
Opponents	73	26	54	54	—	197

RUSHING

Name	G	Att	Gain	Loss	Net	Avg	TD	Long	Avg/G
Brooks, Kennedy	8	123	791	24	767	6.2	9	65	95.9
Gray, Eric	8	62	309	11	298	4.8	1	18	37.3
Williams, Caleb	6	26	328	43	285	11.0	4	66	47.5
Rattler, Spencer	6	40	146	60	86	2.2	3	22	14.3
West, Trevon	8	1	66	0	66	66.0	0	66	8.3
Knowles, Jaden	8	4	37	0	37	9.2	2	29	4.6
Hudson, Todd	1	9	30	5	25	2.8	2	12	25.0
Hall, Jeremiah	8	5	22	0	22	4.4	1	6	3.1
Williams, Mario	7	1	1	0	1	1.0	0	1	0.1
TEAM	8	7	0	23	-23	-3.3	0	0	-3.3
Total	8	278	1730	166	1564	5.6	22	66	195.5
Opponents	8	260	1101	231	870	3.3	7	50	108.8

PASSING

Name	G	Effic	Comp-Att-Int	Pct	Yds	TD	Long	Avg/G
Rattler, Spencer	6	153.24	130-175-5	74.3	1371	10	50	228.5
Williams, Caleb	6	184.19	55-79-1	69.6	787	8	59	131.2
Rucker, Ralph	1	184.00	2-2-0	100.0	20	0	12	20.0
Williams, Mario	7	184.00	1-1-0	100.0	10	0	10	1.4
TEAM	8	0.00	0-2-0	0.0	0	0	0	0.0
Total	8	161.85	188-259-6	72.6	2188	18	59	273.5
Opponents	8	152.91	176-268-3	65.7	2187	17	75	273.4

RECEIVING

Name	G	No	Yds	Avg	TD	Long	Avg/G
Haselwood, Jadon	8	30	276	9.2	6	24	34.5
Woods, Michael II	7	25	294	11.8	2	59	42.0
Williams, Mario	7	24	219	9.1	2	19	31.3
Mims, Marvin	8	22	470	21.4	2	52	58.8
Hall, Jeremiah	8	19	181	9.5	4	48	22.6
Gray, Eric	8	13	160	12.3	1	38	20.0
Willis, Brayden	8	10	124	12.4	0	28	17.7
Stogner, Austin	8	9	86	9.6	1	20	12.3
Stoops, Drake	8	11	120	10.9	0	22	17.1
Jackson, Cody	2	5	45	9.0	0	12	22.5
Brooks, Kennedy	8	4	15	3.8	0	24	1.9
West, Trevon	8	4	45	11.2	0	35	6.4
Darby, Brian	3	4	42	10.5	0	16	14.0
Sumlin, Jackson	7	3	19	6.3	0	11	2.7
Knowles, Jaden	8	2	65	32.5	0	57	8.1
Groos, Carsten	1	1	8	8.0	0	8	8.0
Farooq, Jalil	3	1	5	5.0	0	5	1.7
Total	8	187	2174	11.6	18	59	271.8
Opponents	8	176	2187	12.5	17	75	273.4

PUNT RETURNS

Name	No.	Yds	Avg	TD	Long
Mims, Marvin	7	41	5.9	0	18
Total	7	41	5.9	0	18
Opponents	7	82	11.7	0	22

KICK RETURNS

Name	No.	Yds	Avg	TD	Long
Williams, Mario	4	91	22.8	0	31
Mims, Marvin	1	31	31.0	0	31
Total	5	122	24.4	0	31
Opponents	22	517	23.5	1	93

INTERCEPTIONS

Name	No.	Yds	Avg	TD	Long
Turner-Yell, Delarrin	1	0	0.0	0	0
Graham, D.J.	1	0	0.0	0	0
Washington, Bryson	1	37	37.0	0	37
Total	3	37	12.3	0	37
Opponents	6	0	0.0	0	0

FUMBLE RETURNS

Name	No.	Yds	Avg	TD	Long
Bonitto, Nik	1	70	70.0	0	70
White, DaShaun	1	37	37.0	0	36
Total	2	107	53.5	0	70
Opponents	0	0	0.0	0	0

FIELD GOALS BY PLAYER

Name	FGM-FGA	Pct.	01-19	20-29	30-39	40-49	50-99	Lg	Blk
Brkic, Gabe	16-19	84.2	0-0	6-6	3-4	3-4	4-5	56	0
Schmit, Zach	1-1	100.0	0-0	0-0	0-0	1-1	0-0	46	0

FIELD GOALS SEQUENCE

	Oklahoma	Opponents
Tulane	(26),(51),(56),(55),31	41
Western Carolina	(56),(46)	-
Nebraska	54	(51),50,35
West Virginia	(28),(35),(30)	(25),(21)
Kansas State	(40),(27),(47)	(30)
Texas	(40),(35),(29),(26)	(38),(41)
TCU	46,(28)	(22)
Kansas	-	(28),57
Texas Tech		
Baylor		
Iowa State		
Oklahoma State		

Numbers in (parentheses) indicate field goal was made

PUNTING

Name	No.	Yds.	Avg.	Long	TB	FC	I20	50+	Blkd
Turk, Michael	15	786	52.4	85	2	2	7	9	0
TEAM	1	0	0.0	0	0	0	0	0	1
Total	16	786	49.1	85	2	2	7	9	1
Opponents	31	1367	44.1	78	2	14	5	8	0

KICKOFFS

Name	No.	Yds.	Avg.	TB	OB	Ret.	Net	YdLn
Brkic, Gabe	56	3542	63.3	30	1			
Schmit, Zach	7	455	65.0	6	0			
Total	63	3997	63.4	36	1	517	27.8	27
Opponents	34	2133	62.7	18	0	122	34.8	30

SCORING

Name	TD	FGs	PAT Kick	PAT Rush	PAT Rcv	PAT Pass	DXP	Saf	Points
Brkic, Gabe	0	16-19	35-35	0-0	0	0-0	0	0	83
Brooks, Kennedy	9	0-0	0-0	0-0	0	0-0	0	0	54
Haselwood, Jadon	6	0-0	0-0	0-0	0	0-0	0	0	36
Hall, Jeremiah	5	0-0	0-0	0-0	0	0-0	0	0	30
Williams, Caleb	4	0-0	0-0	0-0	0	0-0	0	0	24
Rattler, Spencer	3	0-0	0-0	0-0	0	1-1	0	0	18
Gray, Eric	2	0-0	0-0	0-0	0	0-0	0	0	12
Hudson, Todd	2	0-0	0-0	0-0	0	0-0	0	0	12
Knowles, Jaden	2	0-0	0-0	0-0	0	0-0	0	0	12
Williams, Mario	2	0-0	0-0	0-0	0	0-0	0	0	12
Mims, Marvin	2	0-0	0-0	0-0	0	0-0	0	0	12
Woods, Michael II	2	0-0	0-0	0-0	0	0-0	0	0	12
Schmit, Zach	0	1-1	4-4	0-0	0	0-0	0	0	7
Stogner, Austin	1	0-0	0-0	0-0	0	0-0	0	0	6
Fields, Patrick	0	0-0	0-0	0-0	0	0-0	1	0	2
Stoops, Drake	0	0-0	0-0	0-0	1	0-0	0	0	2
Total	40	17-20	39-39	0-0	1	1-1	1	0	334
Opponents	25	8-12	21-22	1-2	0	0-0	0	0	197

ALL-PURPOSE YARDS

Name	G	Rush	Rec	PR	KOR	IR	Tot	Avg/G
Brooks, Kennedy	8	767	15	0	0	0	782	97.8
Mims, Marvin	8	0	470	41	31	0	542	67.8
Gray, Eric	8	298	160	0	0	0	458	57.3
Williams, Mario	7	1	219	0	91	0	311	44.4
Woods, Michael II	7	0	294	0	0	0	294	42.0
Williams, Caleb	6	285	0	0	0	0	285	47.5
Haselwood, Jadon	8	0	276	0	0	0	276	34.5
Hall, Jeremiah	8	22	181	0	0	0	203	25.4
Willis, Brayden	8	0	124	0	0	0	124	15.5
Stoops, Drake	7	0	120	0	0	0	120	17.1
West, Trevon	8	66	45	0	0	0	111	13.9
Knowles, Jaden	8	37	65	0	0	0	102	12.8
Stogner, Austin	8	0	86	0	0	0	86	10.8
Rattler, Spencer	6	86	0	0	0	0	86	14.3
Jackson, Cody	2	0	45	0	0	0	45	22.5
Darby, Brian	3	0	42	0	0	0	42	14.0
Washington, Bryson	8	0	0	0	0	37	37	4.6
Hudson, Todd	1	25	0	0	0	0	25	25.0
Sumlin, Jackson	7	0	19	0	0	0	19	2.7
Groos, Carsten	1	0	8	0	0	0	8	8.0
Farooq, Jalil	3	0	5	0	0	0	5	1.7
TEAM	8	-23	0	0	0	0	-23	-2.9
Total	8	1564	2174	41	122	37	3938	492.3
Opponents	8	870	2180	65	517	0	3632	454.0

TOTAL OFFENSE

Name	G	Plays	Rush	Pass	Total	Avg/G
Rattler, Spencer	6	215	86	1371	1457	242.8
Williams, Caleb	6	105	285	787	1072	178.7
Brooks, Kennedy	8	123	767	0	767	95.9
Gray, Eric	8	62	298	0	298	37.3
West, Trevon	8	1	66	0	66	8.3
Knowles, Jaden	8	4	37	0	37	4.6
Hudson, Todd	1	9	25	0	25	25.0
Hall, Jeremiah	8	5	22	0	22	3.1
Rucker, Ralph	1	2	0	20	20	20.0
Williams, Mario	7	2	1	10	11	1.6
TEAM	8	9	-23	0	-23	-2.9
Total	8	537	1564	2188	3752	469.0
Opponents	8	528	870	2187	3057	382.1

OFFENSIVE GAME-BY-GAME

PASSING (Quarterbacks only)

#7 Spencer Rattler	Att	Comp	INT	Pct	Yards	TD	Long	Sack	Yds	Effic
Tulane	39	30	2	76.9	304	1	50	1	-10	140.6
Western Carolina	26	20	0	76.9	243	5	28	1	2	218.9
Nebraska	34	24	0	70.6	214	1	23	0	0	133.2
West Virginia	36	26	1	72.2	256	1	38	4	13	135.6
Kansas State	25	22	1	88.0	243	2	40	2	9	188.0
Texas	15	8	1	53.3	111	0	48	2	16	102.2
TOTALS	175	130	5	74.3	1371	10	50	8	14	153.2

#13 Caleb Williams	Att	Comp	INT	Pct	Yards	TD	Long	Sack	Yds	Effic
Western Carolina	10	5	0	50.0	84	0	57	1	5	120.6
Kansas State	1	1	0	100.0	18	0	18	0	0	251.2
Texas	25	16	0	64.0	212	2	52	0	0	161.6
TCU	23	18	0	78.3	295	4	59	2	15	243.4
Kansas	20	15	1	75.0	178	2	24	3	23	172.8
TOTALS	79	55	1	69.6	787	8	59	6	43	184.2

#19 Ralph Rucker	Att	Comp	INT	Pct	Yards	TD	Long	Sack	Yds	Effic
Western Carolina	2	2	0	100.0	20	0	12	0	0	184.0
TOTALS	2	2	0	100.0	20	0	12	0	0	184.0

RUSHING

Player	No-Yds/TD	TLN	WCU	NU	WVU	KSU	UT	TCU	KU	TTU	BU	ISU	OSU
Brooks, Kennedy	123-767/9	14-87/1	6-48/1	14-75/1	5-17/0	15-91/1	25-217/2	20-153/1	24-79/2				
Gray, Eric	62-298/1	9-27/0	9-74/0	15-84/0	12-38/0	4-22/0	6-37/0	6-11/1	1-5/0				
Rattler, Spencer	40-86/3	8-7/1	4-29/0	6-35/1	9-0/0	8-24/0	5--9/1	DNP	DNP				
Williams, Caleb	26-285/4	1-1/1	4-60/0	DNP	DNP	-	4-88/1	9-66/1	8-70/1				
Hudson, Todd	9-25/2	DNP	9-25/2	DNP	DNP	DNP	DNP	DNP	DNP				
Hall, Jeremiah	5-22/1	-	1-6/0	-	1-1/0	2-9/1	1-6/0	-	-				
Knowles, Jaden	4-37/2	-	4-37/2	-	-	-	-	-	-				
West, Trevon	1-66/0	-	-	-	-	-	-	-	1-66/0				
Williams, Mario	1-1/0	-	-	-	1-1/0	-	-	-	-				
TEAM	7--23/0	3--6/0	1--2/0	-	-	3--15/0	-	-	-				

RECEIVING

Player	No-Yds/TD	TLN	WCU	NU	WVU	KSU	UT	TCU	KU	TTU	BU	ISU	OSU
Haselwood, Jadon	30-276/6	4-47/0	4-19/2	6-61/0	3-21/0	1-18/0	3-16/0	6-56/3	3-38/1				
Woods, Michael	25-294/2	4-36/0	2-8/1	3-24/0	8-86/0	3-33/1	2-32/0	3-75/0	DNP				
Williams, Mario	24-219/2	6-37/1	4-49/1	3-29/0	4-34/0	3-29/0	3-30/0	1-11/0	DNP				
Mims, Marvin	22-470/2	5-117/0	1-19/0	2-32/0	2-25/0	4-71/0	5-136/2	2-56/0	1-14/0				
Hall, Jeremiah	19-181/4	4-24/0	1-16/0	3-1/1	1-9/0	3-20/1	3-69/0	1-17/1	3-25/1				
Gray, Eric	13-160/1	1--6/0	1-20/1	1-2/0	3-52/0	2-17/0	2-19/0	1-28/0	3-42/0				
Stoops, Drake	11-120/0	DNP	1-13/0	2-31/0	3-15/0	2-31/0	-	-	3-30/0				
Willis, Brayden	10-124/0	-	2-51/0	1-11/0	1-9/0	4-31/0	-	2-22/0	-				
Stogner, Austin	9-86/1	3-36/0	1-13/0	1-9/0	1-5/1	1-11/0	2-12/0	-	-				
Jackson, Cody	5-45/0	DNP	3-31/0	2-14/0	DNP	DNP	DNP	DNP	DNP				
West, Trevon	4-45/0	1--3/0	-	-	-	-	2-13/0	1-35/0	-				
Darby, Brian	4-42/0	3-26/0	1-16/0	DNP	DNP	DNP	DNP	DNP	DNP				
Brooks, Kennedy	4-15/0	-	-	-	-	-	2--4/0	1--5/0	1-24/0				
Sumlin, Jackson	3-19/0	DNP	3-19/0	-	-	-	-	-	-				
Knowles, Jaden	2-65/0	-	2-65/0	-	-	-	-	-	-				
Groos, Carsten	1-8/0	DNP	1-8/0	DNP	DNP	DNP	DNP	DNP	DNP				
Farooq, Jalil	1-5/0	DNP	-	DNP	DNP	DNP	DNP	DNP	1-5/0				

TEAM TOTALS

	Score	1st Downs	Rushing No-Yds-TD	Passing (C-A-I-Yds-TD)	Total Offense (Play-Yds)	Punts No.-Avg.	Fumbles No.-Lost	Penalties No.-Yds	KO Ret. No.-Yds	Punt Ret. No.-Yds	Int. Ret. No.-Yds.	3rd-Down Conv.	Time of Poss.
Tulane	35	24	32-100-2	27-45-0-296-3	77-396	3-49.7	4-3	6-48	2-37.0	0-0.0	2-0	4 of 14	26:37
Oklahoma	40	24	35-116-3	31-40-2-314-1	75-430	0-0.0	1-0	7-50	0-0	1-3	0-0	3 of 12	33:23
Western Carolina	0	11	27-55-0	21-36-1-123-0	63-178	8-35.2	4-2	4-30	3-79	1-16	0-0	3 of 15	27:01
Oklahoma	76	31	38-277-5	27-38-0-347-5	76-624	1-57.0	1-0	6-61	0-0	2-20	1-37	8 of 12	29:59
Nebraska	16	18	38-95-1	19-25-1-289-1	63-384	2-50.0	0-0	8-70	1-12	1-10	0-0	6 of 14	29:10
Oklahoma	23	21	35-194-2	24-34-0-214-1	69-408	4-39.2	0-0	7-70	1-31	1-0	1-0	6 of 11	30:50
West Virginia	13	18	29-47-1	23-34-1-179-0	63-226	5-46.6	3-0	7-43	1-27	2-8	1-0	4 of 14	33:00
Oklahoma	16	19	28-57-0	26-36-1-256-1	64-313	3-52.7	0-0	4-35	3-72	1-2	1-0	5 of 12	27:00
Oklahoma	37	22	32-131-2	23-28-1-261-2	60-392	0-0	2-0	10-85	0-0	0-0	0-0	4 of 7	27:18
at Kansas State	31	22	27-100-0	29-41-0-320-3	68-420	1-60	1-1	7-50	4-134	0-0	1-0	8 of 15	32:42
Oklahoma	55	26	41-339-4	24-40-1-323-2	81-662	4-43.5	1-1	2-15	1-19	0-0	0-0	9 of 19	35:23
vs. Texas	48	19	27-128-1	20-34-0-388-5	61-516	6-49.5	1-1	6-28	4-73	2-26	1-0	4 of 12	24:37
TCU	31	21	37-183-0	20-30-0-346-4	67-529	5-42.0	1-1	9-101	5-117	1-22	0-0	7 of 14	29:13
Oklahoma	52	25	35-230-3	18-23-0-295-4	58-525	3-59.7	1-1	3-15	0-0	1-0	0-0	4 of 9	30:47
Oklahoma	35	18	34-220-3	15-20-1-178-2	54-398	1-61.0	1-0	10-65	0-0	1-16	0-0	6 of 10	24:30
at Kansas	23	24	42-166-2	17-23-0-246-1	65-412	1-36.0	1-1	5-50	2-38	0-0	1-0	9 of 13	35:30
Texas Tech													
Oklahoma													
Oklahoma													
at Baylor													
Iowa State													
Oklahoma													
Oklahoma													
at Okla. State													

STARTING LINEUPS

OFFENSE	QB	RB	TE/H-BACK	WR	WR	WR	LT	LG	C	RG	RT
TULANE	Rattler	Gray	Stogner	Haselwood	Mims	Woods	Harrison	Hayes	Congel	Murray	Robinson
WESTERN CAROLINA	Rattler	Gray	Stogner	Haselwood	Mims	Woods	Harrison	Hayes	Congel	Murray	Robinson
NEBRASKA	Rattler	Gray	Stogner	Haselwood	Mims	Woods	Harrison	Hayes	Congel	Murray	Robinson
WEST VIRGINIA	Rattler	Gray	Stogner	Haselwood	Mims	Woods	Harrison	Hayes	Raym	Murray	Robinson
at Kansas State	Rattler	Gray	Willis	Haselwood	Mims	Woods	Harrison	Hayes	Raym	Murray	Robinson
vs. Texas	Rattler	Brooks	Willis	Haselwood	Mims	Woods	Harrison	Hayes	Raym	Murray	Robinson
TCU	Williams	Brooks	Willis	Haselwood	Mims	Woods	Harrison	Hayes	Raym	Murray	Robinson
at Kansas	Williams	Brooks	Willis	Haselwood	Mims	Stoops	Harrison	Hayes	Raym	Murray	Robinson
TEXAS TECH											
at Baylor											
IOWA STATE											
at Okla. State											

DEFENSE	DE	NG	DT	RUSH	MLB	WLB	CB	FS	SS	CB	NB
TULANE	Grimes	Winfrey	Redmond	Bonitto	Ugwoegbu	White	Washington	Fields	Turner-Yell	Davis	Bowman
WESTERN CAROLINA	Thomas	Winfrey	Redmond	Bonitto	Ugwoegbu	White	Washington	Fields	Turner-Yell	McCutchin	Bowman
NEBRASKA	Thomas	Winfrey	Redmond	Bonitto	Asamoah	White	Graham	Fields	Turner-Yell	Davis	Broiles
WEST VIRGINIA	Thomas	Winfrey	Ellison	Bonitto	Asamoah	White	Graham	Fields	Turner-Yell	Davis	Bowman
at Kansas State	Thomas	Winfrey	Ellison	Bonitto	Asamoah	White	Graham	Fields	Broiles	Davis	Bowman
vs. Texas	Thomas	Winfrey	Ellison	Bonitto	Asamoah	White	Graham	Fields	Turner-Yell	Davis	Bowman
TCU	Grimes	Winfrey	Thomas	Bonitto	Asamoah	White	Graham	Fields	Lawrence	Bowman	Broiles
at Kansas	Grimes	Winfrey	Thomas	Bonitto	Asamoah	White	Bowman	Fields	Lawrence	Bowman	Broiles
TEXAS TECH											
at Baylor											
IOWA STATE											
at Okla. State											

3RD-DOWN CONVERSIONS

Date	Opponent	Score	Overall		1st Qtr		2nd Qtr		3rd Qtr		4th Qtr		OT	
			Att	Pct	Att	Pct	Att	Pct	Att	Pct	Att	Pct	Att	Pct
Sept. 4	TULANE	W, 40-35	3-12	25.0%	1-1	100.0%	0-4	0.0%	1-3	33.3%	1-4	25.0%	—	—
Sept. 11	W. CAROLINA	W, 76-0	8-12	66.7%	1-2	50.0%	3-3	100.0%	3-4	75.0%	1-3	33.3%	—	—
Sept. 18	NEBRASKA	W, 21-16	6-11	54.5%	2-3	66.7%	0-2	0.0%	2-2	100.0%	2-4	50.0%	—	—
Sept. 25	WEST VIRGINIA	W, 16-13	5-12	41.7%	1-2	50.0%	0-3	0.0%	2-4	50.0%	2-3	66.7%	—	—
Oct. 2	at Kansas State	W, 37-31	4-7	57.1%	1-2	50.0%	1-1	100.0%	1-2	50.0%	1-2	50.0%	—	—
Oct. 9	vs. Texas	W, 55-48	9-19	47.4%	2-6	33.3%	2-4	50.0%	2-4	50.0%	3-5	60.0%	—	—
Oct. 16	TCU	W, 52-31	4-9	44.4%	1-2	50.0%	0-2	0.0%	1-1	100.0%	2-4	50.0%	—	—
Oct. 23	at Kansas	W, 35-23	6-10	60.0%	0-1	0.0%	1-2	50.0%	4-4	100.0%	1-3	33.3%	—	—
Oct. 30	TEXAS TECH													
Nov. 13	at Baylor													
Nov. 20	IOWA STATE													
Nov. 27	at Okla. State													

4TH-DOWN CONVERSIONS

Date	Opponent	Score	Overall		1st Qtr		2nd Qtr		3rd Qtr		4th Qtr		OT	
			Att	Pct	Att	Pct	Att	Pct	Att	Pct	Att	Pct	Att	Pct
Sept. 4	TULANE	W, 40-35	2-3	66.7%	0-0	0.0%	2-2	100.0%	0-1	0.0%	0-0	0.0%	—	—
Sept. 11	W. CAROLINA	W, 76-0	1-1	100.0%	0-0	0.0%	0-0	0.0%	0-0	0.0%	1-1	100.0%	—	—
Sept. 18	NEBRASKA	W, 21-16	0-0	0.0%	0-0	0.0%	0-0	0.0%	0-0	0.0%	0-0	0.0%	—	—
Sept. 25	WEST VIRGINIA	W, 16-13	1-2	50.0%	1-1	100.0%	0-0	0.0%	0-1	0.0%	0-0	0.0%	—	—
Oct. 2	at Kansas State	W, 37-31	0-0	0.0%	0-0	0.0%	0-0	0.0%	0-0	0.0%	0-0	0.0%	—	—
Oct. 9	vs. Texas	W, 55-48	1-1	100.0%	0-0	0.0%	1-1	100.0%	0-0	0.0%	0-0	0.0%	—	—
Oct. 16	TCU	W, 52-31	0-0	0.0%	0-0	0.0%	0-0	0.0%	0-0	0.0%	0-0	0.0%	—	—
Oct. 23	at Kansas	W, 35-23	2-3	66.7%	0-0	0.0%	0-1	0.0%	0-0	0.0%	2-2	100.0%	—	—
Oct. 30	TEXAS TECH													
Nov. 13	at Baylor													
Nov. 20	IOWA STATE													
Nov. 27	at Okla. State													

TIME OF POSSESSION

Date	Opponent	Score	Overall		1st Qtr		2nd Qtr		3rd Qtr		4th Qtr	
			Time	Pct	Time	Pct	Time	Pct	Time	Pct	Time	Pct
Sept. 4	TULANE	W, 40-35	33:22		7:59		10:08		6:08		9:07	
Sept. 11	W. CAROLINA	W, 76-0	29:59		8:14		7:55		8:12		5:38	
Sept. 18	NEBRASKA	W, 21-16	30:50		8:19		6:01		5:37		10:53	
Sept. 25	WEST VIRGINIA	W, 16-13	27:00		3:07		6:27		7:39		9:47	
Oct. 2	at Kansas State	W, 37-31	27:39		4:14		6:09		9:58		7:18	
Oct. 9	vs. Texas	W, 55-48	34:11		9:25		8:03		8:34		8:09	
Oct. 16	TCU	W, 52-31	29:10		10:43		4:00		5:33		8:54	
Oct. 23	at Kansas	W, 35-23	24:30		2:45		5:15		8:19		8:11	
Oct. 30	TEXAS TECH											
Nov. 13	at Baylor											
Nov. 20	IOWA STATE											
Nov. 27	at Okla. State											

OU GIVEAWAYS/TAKEAWAYS

Game	Giveaways			Takeaways			Dif.
	Fum	Int	Tot	Fum	Int	Tot	
TULANE	0	2	2	3	0	3	+1
W. CAROLINA	0	0	0	2	1	3	+3
NEBRASKA	0	0	0	0	1	1	+1
WEST VIRGINIA	0	1	1	0	1	1	0
at Kansas State	0	1	1	1	0	1	0
vs. TEXAS	1	1	2	1	0	1	-1
TCU	1	0	1	1	0	1	0
at Kansas	0	1	1	1	0	1	0
TEXAS TECH							
at Baylor							
IOWA STATE							
at Okla. State							
Total	2	6	8	9	3	12	+4

FUMBLES

Name	No.- Lost
Mims, Marvin	2-0
Rattler, Spencer	2-1
White, DaShaun	1-1
Hall, Jeremiah	1-0
Total	6-2

OPENING DRIVES — OFFENSE

Game	1st Half	2nd Half
TULANE	Interception	Downs
W. CAROLINA	Touchdown	Touchdown
NEBRASKA	Touchdown	Touchdown
WEST VIRGINIA	Touchdown	Field Goal
at Kansas State	Field Goal	Touchdown
vs. TEXAS	Punt	Punt
TCU	Touchdown	Touchdown
at Kansas	Punt	Touchdown
TEXAS TECH		
at Baylor		
IOWA STATE		
at Okla. State		

OPENING DRIVES — DEFENSE

Game	1st Half	2nd Half
TULANE	Touchdown	Missed FG
W. CAROLINA	Punt	Punt
NEBRASKA	Field Goal	Missed FG
WEST VIRGINIA	Touchdown	Field Goal
at Kansas State	Fumble	Punt
vs. TEXAS	Touchdown	Punt
TCU	Punt	Punt
at Kansas	Touchdown	Touchdown
TEXAS TECH		
at Baylor		
IOWA STATE		
at Okla. State		

OU ON PREGAME COIN FLIPS

Game	Result	Score
TULANE	Lost (received)	W, 40-35
W. CAROLINA	Won (kicked)	W, 76-0
NEBRASKA	Lost (received)	W, 23-16
WEST VIRGINIA	Won (kicked)	W, 16-13
at Kansas State	Won (kicked)	W, 37-31
vs. TEXAS	Lost (kicked)	W, 55-48
TCU	Lost (received)	W, 52-31
at Kansas	Lost (kicked)	W, 35-23
TEXAS TECH		
at Baylor		
IOWA STATE		
at Okla. State		

DEFENSIVE LEADERS

No.	Name	GP	Solo	Ast	Total	TFL/Yds	Sacks-Yards	Int-Yds	BrUp	QBH	Rcv-Yds	FF	Block	Saf
24	Asamoah, Brian	8-6	29	21	50	1
10	Fields, Pat	8-8	31	17	48	2.0-4	.	.	1
23	White, DaShaun	8-8	14	25	39	3.5-7	1-37	.	.	.
2	Ugwoegbu, David	8-2	12	18	30	1.0-2
25	Broiles, Justin	8-4	14	16	30	1.5-6	.	.	1	.	1-0	.	.	.
12	Lawrence, Key	8-2	15	13	28	2.0-7	.	.	1	.	.	1	.	.
95	Thomas, Isaiah	8-7	12	13	25	7.5-38	4.5-29	.	.	3	.	2	.	.
11	Bonitto, Nik	8-8	13	13	26	9.0-38	5.0-26	.	.	7	2-70	.	.	.
32	Turner-Yell, Delarrin	5-5	17	8	25	1.0-2	.	1-0	1
4	Davis, Jaden	8-6	20	4	24	.	.	.	2
28	Stutsman, Danny	5-0	14	9	23	1.0-4	0.5-4	1	.	.
9	Graham, D.J.	7-5	11	9	20	.	.	1-0	1
5	Bowman, Billy	7-7	14	7	21	1.5-5	.	.	1	.	.	1	.	.
8	Winfrey, Perrion	8-8	7	10	17	6.5-28	4.5-23	.	.	2
13	Whitter, Shane	8-0	6	11	17	2.0-3	.	.	.	3	1-0	.	.	.
90	Ellison, Josh	8-3	3	11	14	2.0-8	1.0-5
19	Kelly, Caleb	8-0	6	7	13	.	.	.	1	1	1-0	1	.	.
92	Roberson, Kori	8-0	3	9	12	2.5-6	0.5-1
14	Grimes, Reggie	8-3	5	5	10	2.0-14	1.5-14	.	1	4	.	2	.	.
31	Redmond, Jalen	3-3	4	5	9	2.5-13	1.5-9	.	.	2	1-0	.	.	.
7	McCutchin, Latrell	8-1	8	.	8	.	.	.	1	1	.	2	.	.
94	Coe, Isaiah	7-0	3	3	6	3.0-5	1.0-3	1	.
40	Downs, Ethan	8-0	3	2	5	1.0-2	.	.	.	1	.	1	.	.
15	Washington, Bryson	8-0	3	2	5	.	.	1-37	.	.	1-0	.	.	.
0	Washington, Woodi	2-2	3	2	5
88	Kelley, Jordan	7-0	3	1	4	1.0-3	1	.	.
96	Stokes, LaRon	6-0	2	2	4	1
38	Mead, Bryan	8-0	3	1	4
1	Eaton, Joshua	7-0	3	.	3
29	Mukes, Jordan	8-0	2	1	3
17	Harmon, Damond	4-0	1	2	3
3	Morris, Jamal	5-0	3	.	3
44	Gilliam, Kelvin	3-0	1	1	2
20	Smith, Clayton	2-0	.	2	2	0.5-2	1-0	.	.	.
22	Cridwell, Jeremiah	3-0	1	1	2	0.5-1
12	Stoops, Drake	7-0	1	.	1
30	Walker, Brynden	3-0	1	.	1
33	Stripling, Marcus	6-0	.	1	1	0.5-0
51	Kelleher, Kasey	8-0	.	1	1
31	Sumlin, Jackson	7-0	.	1	1
45	Wete, Joseph	1-0	.	1	1
9	Willis, Brayden	8-3	0	1	1
	Total	8-0	292	254	546	49-185	20-114	3-37	10	26	9-107	12	1	0
	Opponents	8-0	284	250	534	38-153	17-95	6-0	19	12	3-0	4	1	0

DEFENSIVE GAME-BY-GAME

TACKLES

Player	UA-A	Total	TLN	WCU	NU	WVU	KSU	UT	TCU	KU	TTU	BU	ISU	OSU
Fields, Pat	30-17	41	3-2	-	7-2	4-5	6-2	2-0	4-4	5-2				
Asamoah, Brian	29-21	42	1-0	1-2	3-3	6-3	4-5	5-2	4-3	5-3				
White, DaShaun	14-25	36	1-2	1-1	5-5	0-4	4-4	0-2	1-6	2-1				
Broiles, Justin	14-16	26	0-1	2-0	3-2	0-2	3-6	2-1	3-1	1-3				
Ugwoegbu, David	12-18	25	4-1	-	2-0	1-5	1-2	1-1	2-5	1-4				
Lawrence, Key	15-13	20	2-0	-	1-2	0-3	2-2	1-0	2-5	7-1				
Thomas, Isaiah	12-13	19	3-0	2-1	0-1	1-1	2-2	2-2	0-2	2-4				
Bonitto, Nik	13-13	21	1-1	-	4-1	-	2-2	3-2	2-3	1-4				
Turner-Yell, Delarrin	17-8	25	7-3	3-0	2-2	5-3	DNP	-	DNP	DNP				
Davis, Jaden	20-4	22	2-1	2-0	2-1	5-0	2-1	3-0	3-0	1-1				
Stutsman, Danny	14-9	18	1-1	7-1	DNP	DNP	DNP	2-2	2-2	2-3				
Bowman, Billy	14-7	19	3-1	1-0	DNP	1-1	2-3	3-0	2-2	2-0				
Graham, D.J.	11-9	20	4-2	2-1	1-0	2-2	0-2	1-2	1-0	DNP				
Winfrey, Perrion	7-10	16	0-3	1-1	1-2	2-1	-	2-1	1-1	0-1				
Whitter, Shane	6-11	14	-	2-1	0-4	2-2	2-1	-	-	0-3				
Ellison, Josh	3-11	14	1-2	0-2	0-5	1-1	0-1	1-0	-	-				
Kelly, Caleb	6-7	8	1-1	1-0	-	-	0-1	1-1	1-1	2-3				
Roberson, Kori	3-9	10	0-2	-	0-1	1-3	0-2	1-0	-	1-1				
Grimes, Reggie	5-5	8	1-1	0-1	1-0	-	1-0	1-0	-	1-1				
Redmond, Jalen	4-5	9	0-2	2-0	2-3	DNP	DNP	DNP	DNP	DNP				
McCutchin, Latrell	8-0	8	1-0	1-0	1-0	2-0	1-0	1-0	1-0	-				
Coe, Isaiah	3-3	5	-	1-1	2-0	-	0-1	DNP	-	0-1				
Washington, Bryson	3-2	5	-	1-2	-	-	-	-	2-0	-				
Washington, Woodi	3-2	5	3-1	0-1	DNP	DNP	DNP	DNP	DNP	DNP				
Downs, Ethan	3-2	4	-	2-0	-	0-1	-	-	0-1	1-0				
Mead, Bryan	3-1	4	-	1-0	-	-	1-0	0-1	1-0	-				
Kelley, Jordan	3-1	4	DNP	2-0	-	-	-	1-0	0-1	-				
Stokes, LaRon	2-2	4	-	1-0	DNP	0-1	-	DNP	1-1	-				
Eaton, Joshua	3-0	2	-	1-0	-	-	DNP	-	1-0	1-0				
Morris, Jamal	3-0	2	1-0	DNP	DNP	DNP	-	-	1-0	1-0				
Mukes, Jordan	2-1	3	-	1-1	-	-	1-0	-	-	-				
Harmon, Damond	1-2	3	DNP	1-2	DNP	DNP	-	-	-	DNP				
Gilliam, Kelvin	1-1	2	-	1-1	DNP	DNP	-	DNP	DNP	DNP				
Cridwell, Jeremiah	1-1	2	-	1-1	-	DNP	DNP	DNP	DNP	DNP				
Smith, Clayton	0-2	2	0-1	0-1	DNP	DNP	DNP	DNP	DNP	DNP				
Walker, Brynden	1-0	1	DNP	DNP	DNP	DNP	-	1-0	-	-				
Stoops, Drake	1-0	1	DNP	-	-	-	1-0	-	-	-				
Willis, Brayden	0-1	1	-	-	-	0-1	-	-	-	-				
Kelleher, Kasey	0-1	1	-	-	-	0-1	-	-	-	-				
Sumlin, Jackson	0-1	1	DNP	-	-	-	-	0-1	-	-				
Wete, Joseph	0-1	1	DNP	0-1	DNP	DNP	DNP	DNP	DNP	DNP				
Stripling, Marcus	0-1	1	-	-	-	-	0-1	-	DNP	DNP				

DEFENSIVE GAME-BY-GAME

TACKLES FOR LOSS

Player	UA-A	Total	TLN	WCU	NU	WVU	KSU	UT	TCU	KU	TTU	BU	ISU	OSU
Bonitto, Nik	6-6	9.0	0.5-1	-	3.0-10	-	2.0-5	1.5-15	0.5-2	1.5-5				
Thomas, Isaiah	6-3	7.5	1.0-5	1.0-7	0.5-4	-	2.0-11	2.0-8	-	1.0-3				
Winfrey, Perrion	4-5	6.5	1.0-3	1.5-5	0.5-4	1.0-8	-	2.0-6	-	0.5-2				
White, DaShaun	1-5	3.5	-	0.5-1	0.5-0	0.5-3	0.5-1	-	1.5-2	-				
Coe, Isaiah	3-0	3.0	-	1.0-3	2.0-2	-	-	DNP	-	-				
Roberson, Kori	1-4	3.0	0.5-1	-	0.5-2	1.5-4	0.5-0	-	-	-				
Redmond, Jalen	1-3	2.5	0.5-2	-	2.0-11	DNP	DNP	DNP	DNP	DNP				
Grimes, Reggie	1-2	2.0	1.0-10	0.5-4	-	-	-	-	-	-				
Fields, Pat	1-2	2.0	1.5-3	-	-	-	-	-	0.5-1	-				
Ellison, Josh	0-4	2.0	0.5-0	-	1.0-6	-	0.5-2	-	-	-				
Lawrence, Key	2-0	2.0	-	-	-	-	-	-	-	2.0-7				
Broiles, Justin	1-1	1.5	-	-	-	-	1.5-6	-	-	-				
Bowman, Billy	1-1	1.5	1.0-2	-	DNP	-	0.5-1	-	-	-				
Whitter, Shane	1-1	1.5	-	0.5-1	-	1.0-1	-	-	-	-				
Turner-Yell, Delarrin	1-0	1.0	-	-	-	1.0-2	DNP	-	DNP	DNP				
Downs, Ethan	1-0	1.0	-	1.0-2	-	-	-	-	-	-				
Stutsman, Danny	0-2	1.0	-	0.5-0	DNP	DNP	DNP	0.5-4	-	-				
Kelley, Jordan	1-0	1.0	DNP	1.0-3	-	-	-	-	-	-				
Ugwoegbu, David	1-0	1.0	1.0-2	-	-	-	-	-	-	-				
Smith, Clayton	0-1	0.5	0.5-2	-	DNP	DNP	DNP	DNP	DNP	DNP				
Stripling, Marcus	0-1	0.5	-	-	-	-	0.5-0	-	DNP	DNP				
Criddell, Jeremiah	0-1	0.5	-	0.5-1	-	DNP	DNP	DNP	DNP	DNP				

SACKS

Player	UA-A	Total	TLN	WCU	NU	WVU	KSU	UT	TCU	KU	TTU	BU	ISU	OSU
Winfrey, Perrion	3-3	4.5	0.5-2	1.5-5	0.5-4	1.0-8	-	1.0-4	-	-				
Thomas, Isaiah	4-1	4.5	1.0-5	1.0-7	0.5-4	-	1.0-9	1.0-4	-	-				
Bonitto, Nik	4-2	5.0	0.5-1	-	2.0-6	-	-	1.5-15	-	1.0-4				
Redmond, Jalen	1-1	1.5	-	-	1.5-9	DNP	DNP	DNP	DNP	DNP				
Grimes, Reggie	1-1	1.5	1.0-10	0.5-4	-	-	-	-	-	-				
Ellison, Josh	0-2	1.0	0.5-0	-	0.5-5	-	-	-	-	-				
Coe, Isaiah	1-0	1.0	-	1.0-3	-	-	-	DNP	-	-				
Roberson, Kori	0-1	0.5	0.5-1	-	-	-	-	-	-	-				
Stutsman, Danny	0-1	0.5	-	-	DNP	DNP	DNP	0.5-4	-	-				

PARTICIPATION GAME-BY-GAME

NO.	NAME	GP/GS	TLN	WCU	NU	WVU	KSU	UT	TCU	KU	TTU	BU	ISU	OSU
42	Arinze, Noah	1/-	...	XXX
24	Asamoah, Brian	8/6	XXX	XXX	START	START	START	START	START	START	START	START	START	START
86	Atkinson, Colt	6/-	...	XXX	XXX	XXX	XXX	XXX	XXX	XXX	XXX	XXX
11	Bonitto, Nik	8/8	START	START	START	START	START	START	START	START	START	START	START	START
5	Bowman, Billy	7/7	START	START	...	START	START	START	START	START	START	START	START	START
47	Brkic, Gabe	8/-	XXX	XXX	XXX	XXX	XXX	XXX	XXX	XXX	XXX	XXX	XXX	XXX
25	Broiles, Justin	8/4	XXX	XXX	START	XXX	START	XXX	START	START	START	START	START	START
26	Brooks, Kennedy	8/3	XXX	XXX	XXX	XXX	XXX	XXX	START	START	START	START	START	START
59	Byrd, Savion	2/-	...	XXX	XXX
94	Coe, Isaiah	7/-	XXX	XXX	XXX	XXX	XXX	...	XXX	XXX
66	Congel, Robert	3/3	START	START	START
22	Criddell, Jeremiah	3/-	XXX	XXX	XXX
16	Darby, Brian	3/-	XXX	XXX	XXX	...
4	Davis, Jaden	8/6	START	XXX	START	START	START	START	XXX	START	START	START	START	START
40	Downs, Ethan	8/-	XXX	XXX	XXX	XXX	XXX	XXX	XXX	XXX	XXX	XXX	XXX	XXX
1	Eaton, Joshua	7/-	XXX	XXX	XXX	XXX	...	XXX	XXX	XXX	XXX	XXX	XXX	XXX
90	Ellison, Josh	8/3	XXX	XXX	XXX	START	START	START	START	XXX	XXX	XXX	XXX	XXX
14	Farooq, Jalil	3/-	...	XXX	XXX	XXX	XXX	XXX	XXX
10	Fields, Pat	8/8	START	START	START	START	START	START	START	START	START	START	START	START
44	Gilliam, Kelvin	3/-	XXX	XXX	XXX
9	Graham, D.J.	7/5	XXX	XXX	START	START	START	START	START	START	START	START	START	START
0	Gray, Eric	8/5	START	START	START	START	START	XXX	XXX	XXX	XXX	XXX	XXX	XXX
14	Grimes, Reggie	8/3	START	XXX	XXX	XXX	XXX	XXX	START	START	START	START	START	START
18	Groos, Carsten	1/-	...	XXX
27	Hall, Jeremiah	7/-	XXX	XXX	XXX	XXX	XXX	XXX	XXX	XXX	XXX	XXX	XXX	XXX
17	Harmon, Damond	4/-	...	XXX	XXX	XXX	XXX	XXX
16	Harrington, Justin	4/-	XXX	XXX	XXX	XXX
71	Harrison, Anton	8/8	START	START	START	START	START	START	START	START	START	START	START	START
11	Haselwood, Jadon	8/8	START	START	START	START	START	START	START	START	START	START	START	START
54	Hayes, Marquis	8/8	START	START	START	START	START	START	START	START	START	START	START	START
78	Hicks, Marcus	1/-	...	XXX
23	Hudson, Todd	1/-	...	XXX
6	Jackson, Cody	2/-	...	XXX	XXX
87	Jones, Spencer	8/-	XXX	XXX	XXX	XXX	XXX	XXX	XXX	XXX	XXX	XXX	XXX	XXX
51	Kelleher, Kasey	8/-	XXX	XXX	XXX	XXX	XXX	XXX	XXX	XXX	XXX	XXX	XXX	XXX
88	Kelley, Jordan	7/-	...	XXX	XXX	XXX	XXX	XXX	XXX	XXX	XXX	XXX	XXX	XXX
19	Kelly, Caleb	8/-	XXX	XXX	XXX	XXX	XXX	XXX	XXX	XXX	XXX	XXX	XXX	XXX
25	Knowles, Jaden	8/-	XXX	XXX	XXX	XXX	XXX	XXX	XXX	XXX	XXX	XXX	XXX	XXX
12	Lawrence, Key	8/2	XXX	XXX	XXX	XXX	XXX	XXX	XXX	START	START	START	START	START
93	Lindsey, Reed	1/-	...	XXX
24	Major, Marcus	2/-	XXX	XXX
50	Mann, Jake	1/-	...	XXX
41	McCoy, Jake	3/-	XXX	XXX	XXX	XXX	XXX	XXX	XXX
7	McCutchin, Latrell	8/1	XXX	START	XXX	XXX	XXX	XXX	XXX	XXX	XXX	XXX	XXX	XXX
61	McIver, Ian	1/-	XXX
38	Mead, Bryan	8/-	XXX	XXX	XXX	XXX	XXX	XXX	XXX	XXX	XXX	XXX	XXX	XXX
17	Mims, Marvin	8/8	START	START	START	START	START	START	START	START	START	START	START	START
3	Morris, Jamal	5/-	XXX	XXX	XXX	XXX	XXX	XXX	XXX	XXX	XXX
64	Morris, Wanya	5/-	...	XXX	...	XXX	XXX	XXX	XXX	XXX
29	Mukes, Jordan	8/-	XXX	XXX	XXX	XXX	XXX	XXX	XXX	XXX	XXX	XXX	XXX	XXX
56	Murray, Chris	8/8	START	START	START	START	START	START	START	START	START	START	START	START
7	Rattler, Spencer	6/6	START	START	START	START	START	START	START
73	Raym, Andrew	8/5	XXX	XXX	XXX	START	START	START	START	START	START	START	START	START
31	Redmond, Jalen	3/3	START	START	START
92	Roberson, Kori	8/-	XXX	XXX	XXX	XXX	XXX	XXX	XXX	XXX	XXX	XXX	XXX	XXX
52	Robinson, Tyrese	8/8	START	START	START	START	START	START	START	START	START	START	START	START
19	Rucker, Ralph	1/-	...	XXX
34	Schmit, Zach	2/-	...	XXX	XXX
79	Simpson, Darrell	1/-	...	XXX
20	Smith, Clayton	2/-	XXX	XXX
89	Smith, Damon	3/-	...	XXX	XXX	XXX
85	Staton, Devin	4/-	XXX	XXX	XXX	XXX	...
18	Stogner, Austin	8/4	START	START	START	START	XXX	XXX	XXX	XXX	XXX	XXX	XXX	XXX
96	Stokes, LaRon	6/-	XXX	XXX	...	XXX	XXX	...	XXX	XXX	XXX	XXX	XXX	XXX
12	Stoops, Drake	7/-	...	XXX	XXX	XXX	XXX	XXX	XXX	XXX	START	START	START	START
33	Stripling, Marcus	6/-	XXX	XXX	XXX	XXX	XXX	XXX
28	Stutsman, Danny	5/-	XXX	XXX	XXX	XXX	XXX	XXX	XXX	XXX	XXX	XXX
31	Sumlin, Jackson	7/-	...	XXX	XXX	XXX	XXX	XXX	XXX	XXX	XXX	XXX	XXX	XXX
77	Swenson, Erik	8/-	XXX	XXX	XXX	XXX	XXX	XXX	XXX	XXX	XXX	XXX	XXX	XXX
95	Thomas, Isaiah	8/7	XXX	START	START	START	START	START	START	START	START	START	START	START
37	Turk, Michael	6/-	...	XXX	XXX	XXX	...	XXX	XXX	XXX	XXX	XXX	XXX	XXX
32	Turner-Yell, Delarrin	5/5	START	START	START	START	...	START
2	Ugwoegbu, David	8/2	START	START	START	XXX	XXX	XXX	XXX	XXX	XXX	XXX	XXX	XXX
70	Walker, Brey	8/-	XXX	XXX	XXX	XXX	XXX	XXX	XXX	XXX	XXX	XXX	XXX	XXX
30	Walker, Brynden	3/-	XXX	XXX	XXX	XXX
15	Washington, Bryson	8/-	XXX	XXX	XXX	XXX	XXX	XXX	XXX	XXX	XXX	XXX	XXX	XXX
0	Washington, Woodi	2/2	START	START
81	West, Trevon	8/-	XXX	XXX	XXX	XXX	XXX	XXX	XXX	XXX	XXX	XXX	XXX	XXX
45	Wete, Joseph	1/-	...	XXX
23	White, DaShaun	8/8	START	START	START	START	START	START	START	START	START	START	START	START
13	Whitter, Shane	8/-	XXX	XXX	XXX	XXX	XXX	XXX	XXX	XXX	XXX	XXX	XXX	XXX
13	Williams, Caleb	6/1	XXX	XXX	XXX	XXX	START	START	START	START	START	START
4	Williams, Mario	7/-	XXX	XXX	XXX	XXX	XXX	XXX	XXX	XXX
9	Willis, Brayden	8/4	XXX	XXX	XXX	XXX	START	START	START	START	START	START	START	START
8	Winfrey, Perrion	8/8	START	START	START	START	START	START	START	START	START	START	START	START
8	Woods, Michael	7/7	START	START	START	START	START	START	START	START

OKLAHOMA SEASON HIGHS

Rushes	25	Brooks, Kennedy at Texas (Oct 09, 2021)
Yards Rushing	217	Brooks, Kennedy at Texas (Oct 09, 2021)
TD Rushes	2	Knowles, Jaden vs Western Caro. (Sep 11, 2021)
		Hudson, Todd vs Western Caro. (Sep 11, 2021)
		Brooks, Kennedy at Texas (Oct 09, 2021)
		Brooks, Kennedy at Kansas (Oct 23, 2021)
Long Rush	66	Williams, Caleb at Texas (Oct 09, 2021)
		West, Trevon at Kansas (Oct 23, 2021)
Pass attempts	39	Rattler, Spencer vs Tulane (Sep 04, 2021)
Pass completions	30	Rattler, Spencer vs Tulane (Sep 04, 2021)
Yards Passing	304	Rattler, Spencer vs Tulane (Sep 04, 2021)
TD Passes	5	Rattler, Spencer vs Western Caro. (Sep 11, 2021)
Long Pass	59	Williams, Caleb vs TCU (Oct 16, 2021)
Receptions	8	Woods, Michael II vs West Virginia (Sep 25, 2021)
Yards Receiving	136	Mims, Marvin at Texas (Oct 09, 2021)
TD Receptions	3	Haselwood, Jadon vs TCU (Oct 16, 2021)
Long Reception	59	Woods, Michael II vs TCU (Oct 16, 2021)
Field Goals	4	Brkic, Gabe vs Tulane (Sep 04, 2021)
		Brkic, Gabe at Texas (Oct 09, 2021)
Long Field Goal	56	Brkic, Gabe vs Tulane (Sep 04, 2021)
		Brkic, Gabe vs Western Caro. (Sep 11, 2021)
Punts	4	Turk, Michael vs Nebraska (Sep 18, 2021)
Punting Avg	59.7	Turk, Michael vs TCU (Oct 16, 2021)
Long Punt	85	Turk, Michael at Texas (Oct 09, 2021)
Punts inside 20	3	Turk, Michael vs Nebraska (Sep 18, 2021)
Long Punt Return	21	Mims, Marvin vs Western Caro. (Sep 11, 2021)
Long Kickoff Return	31	Williams, Mario vs Nebraska (Sep 18, 2021)
		Mims, Marvin vs West Virginia (Sep 25, 2021)
Tackles	10	Turner-Yell, Delarrin vs Tulane (Sep 04, 2021)
		White, DaShaun vs Nebraska (Sep 18, 2021)
Sacks	2.0	Bonitto, Nik vs Nebraska (Sep 18, 2021)
Tackles For Loss	3.0	Bonitto, Nik vs Nebraska (Sep 18, 2021)
Interceptions	1	Washington, Bryson vs Western Caro. (Sep 11, 2021)
		Graham, D.J. vs Nebraska (Sep 18, 2021)
		Turner-Yell, Delarrin vs West Virginia (Sep 25, 2021)

OKLAHOMA GAME HIGHS

Rushes	41	at Texas (Oct 09, 2021)
Yards Rushing	339	at Texas (Oct 09, 2021)
Yards Per Rush	8.3	at Texas (Oct 09, 2021)
TD Rushes	5	vs Western Caro. (Sep 11, 2021)
Pass attempts	40	vs Tulane (Sep 04, 2021)
		at Texas (Oct 09, 2021)
Pass completions	31	vs Tulane (Sep 04, 2021)
Yards Passing	347	vs Western Caro. (Sep 11, 2021)
Yards Per Pass	12.8	vs TCU (Oct 16, 2021)
TD Passes	5	vs Western Caro. (Sep 11, 2021)
Total Plays	81	at Texas (Oct 09, 2021)
Total Offense	662	at Texas (Oct 09, 2021)
Yards Per Play	9.1	vs TCU (Oct 16, 2021)
Points	76	vs Western Caro. (Sep 11, 2021)
Sacks By	5	vs Nebraska (Sep 18, 2021)
First Downs	31	vs Western Caro. (Sep 11, 2021)
Penalties	10	at Kansas State (Oct 02, 2021)
		at Kansas (Oct 23, 2021)
Penalty Yards	120	at Kansas State (Oct 02, 2021)
Turnovers	2	vs Tulane (Sep 04, 2021)
		at Texas (Oct 09, 2021)
Interceptions By	1	vs Western Caro. (Sep 11, 2021)
		vs Nebraska (Sep 18, 2021)
		vs West Virginia (Sep 25, 2021)
Punts	4	vs Nebraska (Sep 18, 2021)
		at Texas (Oct 09, 2021)
Punting Avg	59.7	vs TCU (Oct 16, 2021)
Long Punt	85	at Texas (Oct 09, 2021)
Punts inside 20	3	vs Nebraska (Sep 18, 2021)
Long Punt Return	21	vs Western Caro. (Sep 11, 2021)

OPPONENT SEASON HIGHS

Rushes	23	Neal, Devin, at Kansas (Oct 23, 2021)
Yards Rushing	137	Robinson, Bijan, at Texas (Oct 09, 2021)
TD Rushes	2	Neal, Devin, at Kansas (Oct 23, 2021)
Long Rush	50	Robinson, Bijan, at Texas (Oct 09, 2021)
Pass attempts	44	Pratt, Michael, vs Tulane (Sep 04, 2021)
Pass completions	29	Thompson, Skylar, at Kansas State (Oct 02, 2021)
Yards Passing	388	Thompson, Casey, at Texas (Oct 09, 2021)
TD Passes	5	Thompson, Casey, at Texas (Oct 09, 2021)
Long Pass	75	Thompson, Casey, at Texas (Oct 09, 2021)
		Duggan, Max, vs TCU (Oct 16, 2021)
Receptions	10	Vaughn, Deuce, at Kansas State (Oct 02, 2021)
Yards Receiving	261	Worthy, Xavier, at Texas (Oct 09, 2021)
TD Receptions	3	Johnston, Quentin, vs TCU (Oct 16, 2021)
Long Reception	75	Worthy, Xavier, at Texas (Oct 09, 2021)
		Johnston, Quenti, vs TCU (Oct 16, 2021)
Field Goals	2	Legg, Casey, vs West Virginia (Sep 25, 2021)
		Dicker, Cameron, at Texas (Oct 09, 2021)
Long Field Goal	51	Culp, Connor, vs Nebraska (Sep 18, 2021)
Punts	8	Dickerson, Brand, vs Western Caro. (Sep 11, 2021)
Punting Avg	60.0	Zentner, Ty, at Kansas State (Oct 02, 2021)
Long Punt	78	Dicker, Cameron, at Texas (Oct 09, 2021)
Punts inside 20	2	Sumpter, Tyler, vs West Virginia (Sep 25, 2021)
Long Punt Return	22	Davis, Derius, vs TCU (Oct 16, 2021)
Long Kickoff Return	93	Knowles, Malik, at Kansas State (Oct 02, 2021)
Tackles	14	Logan, Kenny Jr., at Kansas (Oct 23, 2021)
Sacks	2.0	Alston, Taijeh, vs West Virginia (Sep 25, 2021)
		Mathis, Ochaun, vs TCU (Oct 16, 2021)
Tackles For Loss	3.0	Mathis, Ochaun, vs TCU (Oct 16, 2021)
Interceptions	1	Candy, Jadon, vs Tulane (Sep 04, 2021)
		Clark, Macon, vs Tulane (Sep 04, 2021)
		Matthews, Jackie, vs West Virginia (Sep 25, 2021)
		Brents, Julius, at Kansas State (Oct 02, 2021)
		Foster, B.J., at Texas (Oct 09, 2021)
		Thomas, Ricky, at Kansas (Oct 23, 2021)

OPPONENT GAME HIGHS

Rushes	42	at Kansas (Oct 23, 2021)
Yards Rushing	183	vs TCU (Oct 16, 2021)
Yards Per Rush	4.9	vs TCU (Oct 16, 2021)
TD Rushes	2	vs Tulane (Sep 04, 2021)
		at Kansas (Oct 23, 2021)
Pass attempts	45	vs Tulane (Sep 04, 2021)
Pass completions	29	at Kansas State (Oct 02, 2021)
Yards Passing	388	at Texas (Oct 09, 2021)
Yards Per Pass	11.6	vs Nebraska (Sep 18, 2021)
TD Passes	5	at Texas (Oct 09, 2021)
Total Plays	77	vs Tulane (Sep 04, 2021)
Total Offense	529	vs TCU (Oct 16, 2021)
Yards Per Play	8.5	at Texas (Oct 09, 2021)
Points	48	at Texas (Oct 09, 2021)
Sacks By	4	vs West Virginia (Sep 25, 2021)
First Downs	24	vs Tulane (Sep 04, 2021)
		at Kansas (Oct 23, 2021)
Penalties	9	vs TCU (Oct 16, 2021)
Penalty Yards	123	vs TCU (Oct 16, 2021)
Turnovers	3	vs Tulane (Sep 04, 2021)
		vs Western Caro. (Sep 11, 2021)
Interceptions By	2	vs Tulane (Sep 04, 2021)
Punts	8	vs Western Caro. (Sep 11, 2021)
Punting Avg	60.0	at Kansas State (Oct 02, 2021)
Long Punt	78	at Texas (Oct 09, 2021)
Punts inside 20	2	vs West Virginia (Sep 25, 2021)
Long Punt Return	22	vs TCU (Oct 16, 2021)

OKLAHOMA'S LONGEST PLAYS

Rushing	66	Caleb Williams vs. Texas (10/9/21); Trevon West at Kansas (10/23/21)
Passing	57	Caleb Williams to Jaden Knowles vs. W. Carolina (Sept. 11, 2021)
Field Goal	56	Gabe Brkic vs. Tulane (9/4/21); vs. WCU (9/11/21)
Punt	85	Michael Turk vs. Texas (Oct. 9, 2021)
Punt Return	18	Marvin Mims vs. Western Carolina (Sept. 11, 2021)
Kickoff Return	31	Mario Williams vs. Nebraska (9/18/21); vs. WVU (9/25/21)
Interception Return	37	Bryson Washington vs. Western Carolina (Sept. 11, 2021)
Fumble Return	70	Nik Bonitto at Kansas State (Oct. 2, 2021)

OKLAHOMA'S LONGEST RUSHES

Date	Opponent	OU Player	Yards
10/23	Kansas	Trevon West	66
10/9	Texas	Caleb Williams	66 (TD)
10/9	Texas	Kennedy Brooks	65
9/11	Western Carolina	Caleb Williams	59
10/16	TCU	Kennedy Brooks	45
10/16	TCU	Caleb Williams	41 (TD)
10/23	Kansas	Caleb Williams	40 (TD)
10/9	Texas	Kennedy Brooks	33 (TD)
10/16	TCU	Kennedy Brooks	32
9/11	Western Carolina	Kennedy Brooks	32
9/4	Tulane	Kennedy Brooks	32
9/11	Western Carolina	Jaden Knowles	29 (TD)
10/2	Kansas State	Kennedy Brooks	28
10/16	TCU	Kennedy Brooks	25
10/23	Kansas	Caleb Williams	23
9/18	Nebraska	Kennedy Brooks	23
10/16	TCU	Caleb Williams	22
9/11	Western Carolina	Spencer Rattler	22

OKLAHOMA'S LONGEST PASS PLAYS

Date	Opponent	OU Players	Yards
10/16	TCU	Caleb Williams to Michael Woods	59
9/11	Western Carolina	Caleb Williams to Jaden Knowles	57
10/9	Texas	Caleb Williams to Marvin Mims	52 (TD)
9/4	Tulane	Spencer Rattler to Marvin Mims	50
10/9	Texas	Spencer Rattler to Jeremiah Hall	48
10/9	Texas	Caleb Williams to Marvin Mims	47
10/16	TCU	Caleb Williams to Marvin Mims	41
10/2	Kansas State	Spencer Rattler to Marvin Mims	40
9/25	West Virginia	Spencer Rattler to Eric Gray	38
10/16	TCU	Caleb Williams to Trevon West	35
9/25	West Virginia	Spencer Rattler to Michael Woods	35
10/9	Texas	Spencer Rattler to Michael Woods	29
10/16	TCU	Caleb Williams to Eric Gray	28
9/11	Western Carolina	Spencer Rattler to Brayden Willis	28
9/4	Tulane	Spencer Rattler to Marvin Mims	28
10/23	Kansas	Caleb Williams to Kennedy Brooks	24
10/9	Texas	Caleb Williams to Jeremiah Hall	24
9/4	Tulane	Spencer Rattler to Jadon Haselwood	24
10/23	Kansas	Caleb Williams to Eric Gray	23
9/18	Nebraska	Spencer Rattler to Marvin Mims	23
9/11	Western Carolina	Spencer Rattler to Brayden Willis	23
9/18	Nebraska	Spencer Rattler to Drake Stoops	22
9/4	Tulane	Spencer Rattler to Marvin Mims	22
9/11	Western Carolina	Spencer Rattler to Eric Gray	20 (TD)
10/2	Kansas State	Spencer Rattler to Drake Stoops	20
9/4	Tulane	Spencer Rattler to Austin Stogner	20

OKLAHOMA'S LONGEST RETURN PLAYS

Date	Opponent	OU Player	Yards
10/2	Kansas State	Nik Bonitto (FR)	70
10/16	TCU	DaShaun White (FR)	37
9/11	Western Carolina	Bryson Washington (INT)	37
9/25	West Virginia	Marvin Mims (KR)	31
9/18	Nebraska	Mario Williams (KR)	31
9/25	West Virginia	Mario Williams (KR)	22
9/11	Western Carolina	Marvin Mims (PR)	21

OKLAHOMA'S LONGEST DRIVES

Date	Opponent	Quarter	Plays-Yards	TOP	Drive Ended
9/4	Tulane	2nd	9-84	4:53	Touchdown
9/25	West Virginia	4th	14-80	3:39	Field Goal
9/18	Nebraska	3rd	10-80	5:29	Touchdown
9/11	Western Carolina	2nd	10-78	3:28	Touchdown
9/4	Tulane	2nd	7-78	3:03	Touchdown
10/16	TCU	3rd	3-77	1:33	Touchdown
10/16	TCU	2nd	5-76	1:23	Touchdown
10/23	Kansas	4th	12-75	5:14	Touchdown
10/23	Kansas	3rd	3-75	1:16	Touchdown
10/23	Kansas	3rd	14-75	7:03	Touchdown
10/16	TCU	3rd	5-75	2:18	Touchdown
10/16	TCU	1st	7-75	2:59	Touchdown
10/2	Kansas State	1st	10-75	4:31	Touchdown
10/2	Kansas State	3rd	5-75	2:11	Touchdown
10/2	Kansas State	4th	11-75	5:34	Touchdown
9/18	Nebraska	1st	14-75	6:58	Touchdown
9/11	Western Carolina	3rd	8-75	3:08	Touchdown
9/4	Tulane	1st	11-75	5:16	Touchdown
9/4	Tulane	1st	5-75	2:06	Touchdown
9/11	Western Carolina	3rd	6-73	3:11	Touchdown
9/11	Western Carolina	1st	8-70	2:17	Touchdown
10/16	TCU	4th	9-68	5:44	Touchdown
9/18	Nebraska	3rd	12-65	4:38	Touchdown
9/11	Western Carolina	1st	10-65	3:19	Touchdown
9/25	West Virginia	3rd	10-64	3:29	Field Goal
10/2	Kansas State	2nd	19-63	8:49*	Field Goal
10/16	TCU	1st	7-62	4:24	Touchdown
9/25	West Virginia	3rd	16-62	8:11	Field Goal
9/4	Tulane	4th	13-61	6:25	Missed FG
9/11	Western Carolina	2nd	7-60	2:56	Touchdown
10/16	TCU	2nd	6-59	2:37	Field Goal
9/11	Western Carolina	1st	3-58	0:57	Touchdown
9/25	West Virginia	1st	7-52	3:00	Touchdown
9/11	Western Carolina	3rd	2-50	0:56**	Touchdown

*Longest scoring drive by time of possession

**Shortest scoring drive by time of possession

OPPONENTS' LONGEST PLAYS

Rushing	50	Bijan Robinson, Texas (Oct. 9, 2021)
Passing	75	Twice: MR Max Duggan to Quentin Johnston, TCU (Oct. 16, 2021)
Field Goal	51	Connor Culp, Nebraska (Sept. 18, 2021)
Punt	78	Cameron Dicker, Texas (Oct. 9, 2021)
Punt Return	22	Derius Davis, TCU (Oct. 16, 2021)
Kickoff Return	93	Malik Knowles, Kansas State (Oct. 2, 2021)
Interception Return	0	Five players
Fumble Return	N/A	

BIG 12/NCAA RANKINGS

INDIVIDUAL

Category	Player	Stat	Big 12 Rank	NCAA Rank
Completion Percentage	Spencer Rattler	.743	2	3
Completions/Game	Spencer Rattler	21.7	1	20
Passing Efficiency	Spencer Rattler	153.2	5	32
Passing Yards	Spencer Rattler	1,371	5	69
Passing Yards/Game	Spencer Rattler	228.5	3	48
Yards/Pass Attempt	Spencer Rattler	7.8	7	53
Yards/Pass Completion	Spencer Rattler	10.6	9	96
Rushing Yards	Kennedy Brooks	767	5	16
Rushing Yards/Game	Kennedy Brooks	95.9	6	27
Rush Yards/Carry	Kennedy Brooks	6.24	5	20
Rushing TDs	Kennedy Brooks	9	4	18
Receiving Yards	Marvin Mims	470	5	83
Receiving Yards/Game	Marvin Mims	58.8	9	108
Yards/Reception	Marvin Mims	21.4	1	8
Receiving TDs	Jadon Haselwood	6	1	18
	Jeremiah Hall	4	6	63
Total Offense/Game	Spencer Rattler	242.8	4	57
	Caleb Williams	178.7	10	94
Field Goals/Game	Gabe Brkic	2.0	1	3
Field Goal Pct.	Gabe Brkic	84.2	5	29
Total Points Scored	Gabe Brkic	83	1	3
Total Points/Game	Gabe Brkic	10.4	2	8
Total Touchdowns	Kennedy Brooks	9	6	30
	Jadon Haselwood	6	9	83
Points Responsible For	Gabe Brkic	83	4	50
	Spencer Rattler	80	5	51
	Caleb Williams	72	7	69
Points Responsible For/Game	Spencer Rattler	13.3	4	39
	Caleb Williams	12.0	5	48
	Gabe Brkic	10.4	8	68
Sacks/Game	Nik Bonitto	0.62	6	63
	Perrion Winfrey	0.56	8	90
	Isaiah Thomas	0.56	8	90
Forced Fumbles/Game	Isaiah Thomas	0.3	8	82
	Reggie Grimes	0.3	8	82
	Latrell McCutchin	0.3	7	82
Fumbles Recovered	Nik Bonitto	2	1	4
	Justin Broiles	1	5	57
	Caleb Kelly	1	5	57
	Jalen Redmond	1	5	57
	Clayton Smith	1	5	57
	Bryson Washington	1	5	57
	Shane Whitter	1	5	57
	DaShaun White	1	5	57

TEAM

Category	Stat	Big 12 Rank	NCAA Rank
Scoring Offense	41.8	1	8
Scoring Defense	24.6	6	60
Total Offense	469.0	2	17
Total Defense	382.1	6	68
Rushing Offense	195.5	4	37
Rushing Defense	108.8	4	20
Pass Offense	273.5	1	28
Pass Defense	273.4	10	113
Pass Efficiency	161.85	4	15
Pass Defense Efficiency	152.91	9	115
Passes Had Intercepted	6	8	67
Passes Intercepted	3	9	108
Sacks/Game	2.5	4	45
Sacks Allowed/Game	2.1	8	66
Tackles for Loss/Game	4.8	8	63
First Downs	185	1	15
First Downs Allowed	156	9	85
3rd-Down Conversion Pct.	48.4	2	13
Opp. 3rd-Down Conversion Pct.	40.2	6	80
4th-Down Conversion Pct.	70.0	3	20
Opp. 4th-Down Conversion Pct.	59.1	5	86
Red Zone Offense Pct.	97.8	2	4
Red Zone Defense Pct.	85.7	6	83
Penalties/Game	6.1	5	59
Penalty Yards/Game	49.5	5	50
Time of Possession	30:16	5	52
Turnover Margin	0.4	3	43
Net Punt Average	42.6	2	17
Kick Return Average	24.4	6	30
Kickoff Coverage	23.5	8	102
Punt Return Average	5.9	6	92
Punt Coverage	10.8	7	101

9/4/21 • Gaylord Family – Oklahoma Memorial Stadium (42,206) • Norman		
	TULANE	35
	#2 OKLAHOMA	40

NORMAN — In the 1,300th game in school history, No. 2/3 Oklahoma outscored Tulane 23-0 in the second quarter and withstood a late Green Wave rally in a 40-35 home victory. The game was originally scheduled to be played in New Orleans but was moved after Hurricane Ida moved across Louisiana the Sunday before the contest.

Quarterback Spencer Rattler completed 30 of 39 passes for 304 yards and a touchdown and added a rushing score. Marvin Mims caught five passes for a game-high 117 yards while receiver Mario Williams, in his first career game, caught six balls for 37 yards, including a six-yard touchdown. Running back Kennedy Brooks rushed 14 times for 87 yards (6.2 average) and a TD in his first contest since the 2019 season.

Safety Delarrin Turner-Yell recorded a game-high 10 tackles and paced an OU defense that forced and recovered three Tulane fumbles.

Gabe Brkic tied an FBS record with his three field goal makes of at least 50 yards (51, 56 and 55). No Sooner had ever made more than one 50-plus-yard field goal in a game.

Score by Quarters	1	2	3	4	Score
Tulane	14	0	8	13	35
Oklahoma	14	23	3	0	40

Record: (0-1, 0-0 AAC)
Record: (1-0, 0-0 Big 12)

Scoring Summary:

- 1st 12:01 OU - Stogner, Austin 20 yd pass from Rattler, S. (Brkic, Gabe kick)
3 plays, 45 yards, TOP 1:08 0-7
- 1st 11:15 TUL - Carroll, C. 6 yd pass from Pratt, M. (Dable, G. kick)
8 plays, 55 yards, TOP 03:08 7-0
- 1st 05:59 OU - Rattler, S. 1 yd rush (Brkic, G. kick)
11 plays, 75 yards, TOP 05:16 7-7
- 1st 04:44 TUL - Toles, J. 15 yd rush (Dable, G. kick)
4 plays, 75 yards, TOP 01:15 14-7
- 1st 02:38 OU - Williams, C. 1 yd rush (Brkic, G. kick)
5 plays, 75 yards, TOP 02:06 14-14
- 2nd 10:00 OU - Brooks, K. 1 yd rush (Brkic, G. kick)
9 plays, 84 yards, TOP 04:53 14-21
- 2nd 08:59 OU - Brkic, G. 26 yd FG
4 plays, 2 yards, TOP 00:49 14-24
- 2nd 07:58 OU - Brkic, G. 51 yd FG
4 plays, 0 yards, 00:53 14-27
- 2nd 03:01 OU - Williams, M. 6 yd pass from Rattler, S. (Brkic, G. kick)
7 plays, 78 yards, TOP 03:03 14-34
- 2nd 00:00 OU - Brkic, G. 56 yd FG
3 plays, 2 yards, TOP 00:30 14-37
- 3rd 03:31 TUL - Pratt, M. 4 yd rush (Watts, D. rush)
11 plays, 42 yards, TOP 03:44 22-37
- 3rd 01:01 OU - Brkic, G. 55 yd FG
7 plays, 37 yards, TOP 02:30 22-40
- 4th 11:28 TUL - Carroll, C. 5 yd pass from Pratt, M. (Pratt, M. rush failed)
8 plays, 47 yards, TOP 02:23 28-40
- 4th 02:18 TUL - Wallace, W. 5 yd pass from Pratt, M. (Glover, M. kick)
8 plays, 80 yards, TOP 02:45 35-40


	TUL	OU
FIRST DOWNS	24	24
RUSHES-YARDS (NET)	32-100	35-116
PASSING YDS (NET)	296	314
Passes Att-Comp-Int	27-45-0	31-40-2
TOTAL OFFENSE PLAYS-YARDS	77-396	75-430
Fumble Returns-Yards	0-0	0-0
Punt Returns-Yards	0-0	1-3
Kickoff Returns-Yards	2-37	0-0
Interception Returns-Yards	2-0	0-0
Punts (Number-Avg)	3-49.7	0-0.0
Fumbles-Lost	4-3	1-0
Penalties-Yards	6-48	7-50
Possession Time	26:37	33:23
Third-Down Conversions	4 of 14	3 of 12
Fourth-Down Conversions	4 of 6	2 of 3
Red-Zone Scores-Chances	5-6	5-6
Sacks By: Number-Yards	1-11	4-19

RUSHING: TUL - Pratt, M. 15-34; Carroll, C. 10-31; Spears, T. 6-20; Toles, J. 1-15. **OU** - Brooks, K. 14-87; Gray, E. 9-27; Rattler, S. 8-7; Williams, C. 1-1.

PASSING: TUL - Pratt, M. 27-44-3-296; Ibieta, J. 0-1-0-0. **OU** - Rattler, S. 30-39-1-304; Williams, M. 1-1-0-10.

RECEIVING: TUL - James, T. 6-93; Wyatt, S. 5-58; Carroll, C. 4-19; Wallace, W. 3-27; Spears, T. 3-6; Toles, J. 2-42; Booker, Y. 2-37; Watts, P. 2-14. **OU** - Williams, M. 6-37; Mims, M. 5-117; Haselwood, J. 4-47; Woods, M. 4-36; Hall, H. 4-24; Stogner, A. 3-36; Darby, B. 3-26; West, T. 1-3; Gray, E. 1-6.

TACKLES (UA-A): TUL - Anderson, N. 6-2; Williams, D. 5-3; Johnson, J. 3-3; Candy, J. 2-4; Moody, M. 2-4; Clark, M. 5-0; Henry, K. 3-2; Brooks, L. 3-1; Anderson, A. 2-1; Dorceus, J. 1-2; Seiden, N. 1-2; Monroe, J. 2-0; Robinson, L. 2-0; Hicks, E. 0-2; Kerr, A. 1-0; Rakestraw, D. 1-0; Dyson, R. 1-0; Hodges, D. 1-0; Douglas, D. 0-1; Friloux, A. 0-1; Thomas, A. 0-1; Cooper, K. 0-1. **OU** - Turner-Yell, D. 7-3; Graham, D. 4-2; Ugwoegbu, D. 4-1; Fields, P. 3-2; Washington, W. 3-1; Bowman, B. 3-1; Thomas, I. 3-0; Davis, J. 2-1; Ellison, J. 1-2; White, D. 1-2; Winfrey, P. 0-3; Lawrence, K. 2-0; Grimes, R. 1-1; Stutsman, D. 1-1; Bonitto, N. 1-1; Kelly, C. 1-1; Redmond, J. 0-1; Roberson, K. 0-1; McCutchin, L. 1-0; Asamoah, B. 1-0; Morris, J. 1-0; Broiles, J. 0-1; Smith, C. 0-1.

9/11/21 • Gaylord Family – Oklahoma Memorial Stadium (83,538) • Norman		
	WESTERN CAROLINA	0
	#4 OKLAHOMA	76

NORMAN — No. 4/4 Oklahoma outgained Western Carolina 624 yards to 178 in a 76-0 home victory in front of Gaylord Family — Oklahoma Memorial Stadium's first full crowd since the 2019 season. It was OU's most points since a 77-0 win over Texas A&M and marked the program's second shutout in two seasons (blanked Missouri State 48-0 in last year's opener).

OU finished with 347 passing yards and 277 rushing yards in pushing its winning streak to 10 games, tied for second longest nationally.

In one half of action, quarterback Spencer Rattler completed 20 of 26 passes for 243 yards and five touchdowns without an interception. Eleven receivers caught at least one pass in the first half as the Sooners took a 45-0 advantage to the locker room.

Three OU players (receiver Jadon Haselwood and walk-on running backs Jadon Knowles and Todd Hudson) recorded two touchdowns each. They were the second and third of Haselwood's OU career and first two each for Knowles and Hudson.

OU registered four sacks and eight tackles for loss on the night. Redshirt freshman safety Bryson Washington had a fumble recovery and an interception.

Score by Quarters	1	2	3	4	Score
Western Carolina	0	0	0	0	0
Oklahoma	17	28	17	14	76

Record: (0-2, 0-0 Southern)
Record: (2-0, 0-0 Big 12)

Scoring Summary:

- 1st 10:28 OU - Haselwood, J. 7 yd pass from Rattler, S. (Brkic kick)
8 plays, 70 yards, TOP 02:17 0-7
- 1st 06:56 OU - Brkic 56 yd FG
5 plays, 33 yards, TOP 01:44 0-10
- 1st 05:04 OU - Gray, E. 20 yd pass from Rattler, S. (Brkic kick)
3 plays, 58 yards, TOP 00:57 0-17
- 2nd 14:57 OU - Brooks, K. 1 yd rush (Brkic kick)
10 OU, 65 yards, TOP 03:19 0-24
- 2nd 12:58 OU - Woods, M. 4 yd pass from Rattler, S. (Brkic kick)
4 plays, 31 yards, TOP 01:04 0-31
- 2nd 08:11 OU - Williams, M. 10 yd pass from Rattler, S. (Brkic kick)
10 plays, 78 yards, TOP 03:28 0-38
- 2nd 01:54 OU - Haselwood, J. 6 yd pass from Rattler, S. (Brkic kick)
7 plays, 60 yards, TOP 02:56 0-45
- 3rd 11:52 OU - Knowles, J. 1 yd rush (Schmit kick)
8 plays, 75 yards, TOP 03:08 0-52
- 3rd 08:15 OU - Schmit, Z. 46 yd FG
5 plays, 10 yards, TOP 02:15 0-55
- 3rd 03:43 OU - Knowles, J. 29 yd rush (Schmit kick)
2 plays, 50 yards, TOP 00:56 0-62
- 4th 10:42 OU - Hudson, T. 6 yd rush (Schmit kick)
6 plays, 73 yards, TOP 06:11 0-69
- 4th 01:36 OU - Hudson, T. 2 yd rush (Schmit kick)
6 plays, 25 yards, TOP 03:14 0-76

	WCU	OU
FIRST DOWNS	11	31
RUSHES-YARDS (NET)	27-55	38-277
PASSING YDS (NET)	123	347
Passes Att-Comp-Int	21-36-1	27-38-0
TOTAL OFFENSE PLAYS-YARDS	63-178	76-624
Fumble Returns-Yards	0-0	0-0
Punt Returns-Yards	1-16	2-20
Kickoff Returns-Yards	3-79	0-0
Interception Returns-Yards	0-0	1-37
Punts (Number-Avg)	8-35.2	1-57.0
Fumbles-Lost	4-2	1-0
Penalties-Yards	4-30	6-61
Possession Time	27:01	32:59
Third-Down Conversions	3 of 15	8 of 12
Fourth-Down Conversions	1 of 3	1 of 1
Red-Zone Scores-Chances	0-0	9-9
Sacks By: Number-Yards	2-7	4-19

RUSHING: WCU - Davis, C. 3-27; Stanley, M. 5-17; Adams, B. 3-13; Jones, T. 4-10; Benjamin, K. - 6-10; Nelson, T. 1-1; Wells, R. 5--23. **OU** - Gray, E. 9-74; Williams, C. 4-60; Brooks, K. 6-48; Knowles, J. 4-37; Rattler, S. 4-29; Hudson, T. 9-25; Hall, J. 1-6.

PASSING: WCU - Wells, R. 16-29-0-86; Davis, C. 5-7-1-37. **OU** - Rattler, S. 20-26-0-243; Williams, C. 5-10-0-84; Rucker, R. 2-2-0-20.

RECEIVING: WCU - Benjamin, K. 6-34; Williams, C. 2-28; Jones, T. 2-10; Jones, C. 2-2; Nelson, T. 1-18; Quillen, J. 1-8; Patten, D. 1-6; Williams, R. 1-5; Vines, M. 1-5; Adams, B. 1-3; Bardal, C. 1-2; Heath, R. 1-2; Home, T. 1-0. **OU** - Williams, M. 4-49; Haselwood, J. 4-19; Jackson, C. 3-31; Sumlin, J. 3-19; Knowles, J. 2-65; Willis, B. 2-51; Morgan, C. 0-2; Fisher, M. 2-8; Gray, E. 1-20; Mims, M. 1-19; Hall, J. 1-16; Darby, B. 1-16; Stoops, D. 1-13.

TACKLES (UA-A): WCU - Gadie, C. 4-4; Hogans, I. 4-4; Harris, J. 4-3; McCutcheon, C. 3-4; Harris, T. 2-2; Kent, R. 2-2; Taylor, K. 1-3; Keaton, A. 0-4; Oelrich, N. 3-0; Talley, Q. 2-1; Gattison, R. 2-0; Childers, T. 1-1; Milner, K. 1-1; Pauling, J. 1-1; Morgan, C. 0-2; Fisher, C. 1-0; Nelson, M. 1-0; Gethers, A. 1-0; Rogers-Anderson, L. 1-0; Davis, C. 1-0; Bell, D. 1-0; Ricciardi, G. 1-0; Floyd, J. 0-1; Alexander, M. 0-1. **OU** - Stutsman, D. 7-1; Turner-Yell, D. 3-0; Thomas, I. 2-1; Whittier, S. 2-1; Graham, D. 2-1; Asamoah, B. 1-2; Washington, B. 1-2; Harmon, D. 1-2; Redmond, J. 2-0; Davis, J. 2-0; Downs, E. 2-0; Broiles, J. 2-0; Kelley, J. 2-0; Coe, I. 1-1; White, D. 1-1; Criddell, J. 1-1; Winfrey, P. 1-1; Mukes, J. 1-1; Gilliam, K. 1-1; Ellison, J. 0-2; Kelly, C. 1-0; McCutchin, L. 1-0; Bowman, B. 1-0; Stokes, L. 1-0; Mead, B. 1-0.

9/18/21 • Gaylord Family – Oklahoma Memorial Stadium (84,659) • Norman		
	NEBRASKA	16
	#3 OKLAHOMA	23

NORMAN — No. 3/3 Oklahoma was held to its lowest point total since the 2016 season opener but still downed Nebraska 23-16 in Norman for its fifth win in its last six meetings with the Huskers. It was the programs' first meeting since the 2010 Big 12 Championship Game and came during the 50th-anniversary season of the 1971 "Game of the Century."

OU's defense registered season highs of 10 tackles for loss and five sacks and held a NU squad that was averaging 513.7 yards per game over its first three contests to 384. The Sooners limited the Huskers to 95 rushing yards (2.5 per carry).

After Nebraska scored a touchdown with eight seconds left in the third quarter to trim the Sooners' lead to 14-9, defensive lineman Isaiah Coe blocked the PAT attempt and safety Pat Fields returned it 100 yards for a 16-9 lead. Later, cornerback D.J. Graham registered a dazzling one-handed, fourth-quarter interception deep in OU territory to preserve a 23-9 advantage.

Nik Bonitto led the OU with 3.0 tackles for loss and 2.0 sacks, while Jalen Redmond finished with 2.0 TFLs and 1.5 sack. LB DaShaun White logged a team-high 10 tackles.

Spencer Rattler completed 24 of 34 passes (70.5%) for 214 yards and a touchdown (1-yarder to Jeremiah Hall in third quarter) and ran for a 1-yard score on the game's opening possession.

Eric Gray (84 yards) and Kennedy Brooks (75 yards) combined for 159 rushing yards on 29 carries (5.5 average), while receiver Jadon Haselwood caught a career-high-tying six passes for 61 yards.

OU's 23 points were its fewest in a win since beating TCU 20-17 in 2013 in Norman.

Score by Quarters	1	2	3	4	Score	
Nebraska	3	0	6	7	16	Record: (2-2, 0-1 Big Ten)
Oklahoma	7	0	9	7	23	Record: (3-0, 0-0 Big 12)

Scoring Summary:

- 1st 08:02 OU - Rattler, S. 1 yd run (Brkic, G. kick)
14 plays, 75 yards, TOP 06:58 0-7
- 1st 01:21 NEB - Culp, C. 51 yd field goal
14 plays, 42 yards, TOP 06:41 3-7
- 3rd 03:50 OU - Hall, J. 1 yd pass from Rattler, S. (Brkic, G. kick)
10 plays, 80 yards, TOP 05:29 3-14
- 3rd 00:08 NEB - Martinez, A. 4 yd run
9 plays, 75 yards, TOP 03:42 9-14
- 3rd 00:08 OU - Fields, Patrick 100 yd PAT return
9-16
- 4th 10:24 OU - Brooks, K. 2 yd run (Brkic, G. kick)
12 plays, 65 yards, TOP 04:38 9-23
- 4th 05:38 NEB - Manning, O. 21 yd pass from Martinez, A. (Culp, Connor kick)
3 plays, 38 yards, TOP 01:02 16-23

	NU	OU
FIRST DOWNS	18	21
RUSHES-YARDS (NET)	38-95	35-194
PASSING YDS (NET)	289	214
Passes Att-Comp-Int	19-25-1	24-34-0
TOTAL OFFENSE PLAYS-YARDS	63-384	69-408
Fumble Returns-Yards	0-0	0-0
Punt Returns-Yards	1-10	1-0
Kickoff Returns-Yards	1-12	2-31
Interception Returns-Yards	0-0	1-0
Punts (Number-Avg)	2-50.0	4-39.2
Fumbles-Lost	0-0	0-0
Penalties-Yards	8-70	7-70
Possession Time	29:10	30:50
Third-Down Conversions	6 of 14	6 of 11
Fourth-Down Conversions	1 of 3	0 of 0
Red-Zone Scores-Chances	2-4	3-3
Sacks By: Number-Yards	0-0	5-28

RUSHING: NU - Johnson, R. 11-42; Martinez, A. 17-34; Ervin, Jr., G. 9-18; Morrison, S. 1-1. **OU** - Gray, E. 15-84; Brooks, K. 14-75; Rattler, S. 6-35.

PASSING: NU - Martinez, A. 19-25-1-289. **OU** - Rattler, S. 24-34-0-214.

RECEIVING: NU - Allen, A. 6-43; Betts, Z. 3-61; Johnson, R. 3-48; Toure, S. 3-27; Manning, O. 2-52; Vokolek, T. 1-38; Falck, L. 1-20. **OU** - Haselwood, J. 6-61; Williams, M. 3-29; Woods, M. 3-24; Hall, J. 3-1; Mims, M. 2-32; Stoops, D. 2-31; Jackson, C. 2-14; Willis, B. 1-11; Stogner, A. 1-9; Gray, E. 1-2.

TACKLES (UA-A): NU - Domann, J. 7-5; Williams, D. 5-4; Newsome, Q. 6-1; Reimer, L. 3-4; Henrich, N. 1-6; Nelson, G. 2-4; Stille, B. 1-4; Thomas, D. 3-1; Dismuke, M. 2-2; Tanner, C. 1-3; Taylor-Britt, C. 2-1; Robinson, T. 2-1; Daniels, D. 0-2; Kolarevic, C. 1-0; Buford, M. 1-0; Franke, B. 1-0; Clark, B. 1-0. **OU** - White, D. 5-5; Fields, P. 7-2; Asamoah, B. 3-3; Bonitto, N. 4-1; Broiles, J. 3-2; Redmond, J. 2-3; Ellison, J. 0-5; Turner-Yell, D. 2-2; Whitter, S. 0-4; Davis, J. 2-1; Winfrey, P. 1-2; Lawrence, K. 1-2; Ugwoegbu, D. 2-0; Coe, I. 2-0; Grimes, R. 1-0; McCutchin, L. 1-0; Graham, D. 1-0; Roberson, K. 0-1; Thomas, I. 0-1.

9/25/21 • Gaylord Family – Oklahoma Memorial Stadium (84,353) • Norman		
	WEST VIRGINIA	13
	#4 OKLAHOMA	16

NORMAN — Gabe Brkic kicked a 30-yard field goal with no time remaining to lift No. 4/3 Oklahoma to a 16-13 home win over West Virginia in Norman. The play marked OU's first-ever game-winning kick with zeroes on the clock and gave the Sooners their only lead of the evening.

On a night that yielded few offensive yards or big plays for either team, OU outgained WVU 313-226 (4.9 yards per play to 3.6). The Sooners gained just 57 yards on the ground but held the Mountaineers to 47.

With the game tied at 13, the Sooners took possession on their own 8-yard line with 3:39 left in the fourth quarter and proceeded to go 80 yards on 14 plays to set up Brkic for his third field goal of the game.

West Virginia gained 75 yards on its first possession and took a 7-0 lead, but registered only 151 yards the rest of the night (62 in the second half and -9 in the fourth quarter).

OU quarterback Spencer Rattler completed 26 of 36 passes (72.2%) for 256 yards and a touchdown to improve to 13-2 as a starter. He was 6 for 6 for 54 yards on the game-winning drive and completed 15 of his final 16 attempts.

Michael Woods II caught a career-high eight passes for 86 yards while Austin Stogner caught the TD pass, a 5-yarder on OU's opening drive.

Linebacker Brian Asamoah and safety Pat Fields led the Sooners with nine tackles apiece and safety Delarrin Turner-Yell registered his second career interception on the final play of the second quarter.

Score by Quarters	1	2	3	4	Score	
West Virginia	7	3	3	0	13	Record: (2-2, 0-1 Big 12)
Oklahoma	7	0	3	6	16	Record: (4-0, 1-0 Big 12)

Scoring Summary:

- 1st 05:53 WVU - Greene, G. 2 yd rush (Legg, C. kick)
17 plays, 75 yards, TOP 09:07 7-0
- 1st 02:46 OU - Stogner, A. 5 yd pass from Rattler, S. (Brkic, G. kick)
7 plays, 67 yards, TOP 03:00 7-7
- 2nd 00:00 WVU - Legg, C. 25 yd FG
9 plays, 41 yards, TOP 02:16 10-7
- 3rd 11:26 OU - Brkic, G. 28 yd FG
10 plays, 64 yards, TOP 03:29 10-10
- 3rd 05:21 WVU - Legg, C. 21 yd FG
11 plays, 68 yards, TOP 05:59 13-10
- 4th 08:52 OU Brkic, G. 35 yd FG
16 plays, 62 yards, TOP 08:11 13-13
- 4th 00:00 OU - Brkic, G. 30 yd FG
14 plays, 80 yards, TOP 03:39 13-16

	WVU	OU
FIRST DOWNS	18	19
RUSHES-YARDS (NET)	29-47	28-57
PASSING YDS (NET)	179	256
Passes Att-Comp-Int	23-34-1	26-36-1
TOTAL OFFENSE PLAYS-YARDS	63-226	64-313
Fumble Returns-Yards	0-0	0-0
Punt Returns-Yards	2-8	1-2
Kickoff Returns-Yards	1-27	3-72
Interception Returns-Yards	1-0	1-0
Punts (Number-Avg)	5-46.6	3-52.7
Fumbles-Lost	3-0	0-0
Penalties-Yards	7-43	4-35
Possession Time	33:00	27:00
Third-Down Conversions	4 of 14	5 of 12
Fourth-Down Conversions	2 of 2	1 of 2
Red-Zone Scores-Chances	3-3	4-4
Sacks By: Number-Yards	4-13	1-8

RUSHING: WVU - Brown, L. 15-56; Greene, G. 5-15; James, S. 1-9; Doege, J. 7--13. **OU** - Gray, E. 12-38; Brooks, K. 5-17; Hall, J. 1-1; Williams, M. 1-1; Rattler, S. 9-0.

PASSING: WVU - Doege, J. 20-29-1-160; Greene, G. 3-4-0-19. **OU** - Rattler, S. 26-36-1-256.

RECEIVING: WVU - Ford-Wheaton, B. 8-93; Wright, W. 7-65; James, S. 5-21; Brown, L. 2--4; O'Laughlin, M. 1-4. **OU** - Woods, M. 8-86; Williams, M. 4-34; Gray, E. 3-52; Haselwood, J. 3-21; Stoops, D. 3-15; Mims, M. 2-25; Willis, B. 1-9; Hall, J. 1-9; Stogner, A. 1-5.

TACKLES (UA-A): WVU - Chandler-Semedo, J. 4-8; Mahone, S. 4-6; Addae, A. 2-7; Loe, E. 3-3; Dixon, L. 2-4; Fortune, N. 4-1; Bartlett, J. 2-3; Alston, T. 3-1; Porter Jr., D. 1-3; Young Jr., S. 2-1; Mesidor, A. 0-3; Martin, K. 1-0; Matthews, J. 1-0; Stills, D. 1-0; Martin, S. 1-0; Jefferson, J. 0-1; Woods, C. 0-1; Lee, T. 0-1; Cowan, V. 0-1. **OU** - Asamoah, B. 6-3; Fields, P. 4-5; Turner-Yell, D. 5-3; Ugwoegbu, D. 1-5; Davis, J. 5-0; Graham, D. 2-2; Whitter, S. 2-2; Roberson, K. 1-3; White, D. 0-4; Winfrey, P. 2-1; Lawrence, K. 0-3; McCutchin, L. 2-0; Ellison, J. 1-1; Thomas, I. 1-1; Bowman, B. 1-1; Broiles, J. 0-2; Stokes, L. 0-1; Kelleher, K. 0-1; Willis, B. 0-1; Downs, E. 0-1.

10/2/21 • Bill Snyder Family Stadium (47,690) • Manhattan, Kan.		
	#6 OKLAHOMA	37
	KANSAS STATE	31

MANHATTAN, Kan. — Oklahoma took a 34-17 lead with 9:49 left in the fourth quarter and held on for a 37-31 win at Kansas State to record its 27th victory in its last 29 true road games and 13th straight triumph overall.

The Sooners were particularly effective in the second and third quarters, gaining 308 yards and outscoring the Wildcats 24-10 in those two periods.

Spencer Rattler completed 22 of 25 passes for 243 yards and two touchdowns on the day. His TD passes went to tight end/H-back Jeremiah Hall (second of season, 10th of career) and receiver Mike Woods (second as a Sooner, 12th of career). Hall also rushed for his first career TD on a four-yard play in the second quarter.

Outside linebacker Nik Bonitto's 70-yard fumble return (fumble forced by defensive end Reggie Grimes) on the game's opening possession set a record for longest in program history. Bonitto's fumble recovery was his second of season and set up a 40-yard Gabe Brkic field goal for a 3-0 lead.

Brkic made all three of his field goal attempts, also connecting from 27 and 47 yards. He has a school-record 17 career makes from at least 40 yards.

The win was the 50th in the head coaching career of Lincoln Riley in just 58 outings. Only College Football Hall of Famer Barry Switzer (56 games) reached 50 career wins faster at OU (Bud Wilkinson also in 58 games while Bob Stoops did it in 59).

Score by Quarters	1	2	3	4	Score	
Oklahoma	3	10	14	10	37	Record (5-0, 2-0 Big 12)
Kansas State	7	3	7	14	31	Record (3-2, 0-2 Big 12)

Scoring Summary:

- 1st 04:42 OU - Brkic, G. 40 yd field goal
7 plays, -4 yards, TOP 04:03 3-0
- 1st 00:11 KSU - Brooks, P. 2 yd pass from Thompson, S. (Winkel, T. kick)
10 plays, 75 yards, TOP 04:31 3-7
- 2nd 10:19 OU - Hall, J. 4 yd run (Brkic, G. kick)
12 plays, 75 yards, TOP 04:52 10-7
- 2nd 01:30 KSU - Winkel, T. 30 yd field goal
19 plays, 63 yards, TOP 08:49 10-10
- 2nd 00:02 OU - Brkic, G. 27 yd field goal
9 plays, 65 yards, TOP 01:28 13-10
- 3rd 11:40 OU - Brooks, K. 2 yd run (Brkic, G. kick)
9 plays, 75 yards, TOP 03:20 20-10
- 3rd 05:30 OU - Woods, M. 14 yd pass from Rattler, S. (Brkic, G. kick)
9 plays, 90 yards, TOP 04:27 27-10
- 3rd 03:19 KSU - Vaughn, D. 7 yd pass from Thompson, S. (Winkel, T. kick)
5 plays, 75 yards, TOP 02:11 27-17
- 4th 09:49 OU - Hall, J. 1 yd pass from Rattler, S. (Brkic, G. kick)
6 plays, 52 yards, TOP 03:16 34-17
- 4th 04:15 KSU - Weber, L. 6 yd pass from Thompson, S. (Winkel, T. kick)
11 plays, 75 yards, TOP 05:34 34-24
- 4th 01:33 OU - Brkic, G. 47 yd field goal
6 plays, -5 yards, TOP 02:41 37-24
- 4th 01:20 KSU - Knowles, M. 93 yd kickoff return (Winkel, T. kick)
37-31


	OU	KSU
FIRST DOWNS	22	22
RUSHES-YARDS (NET)	32-131	27-100
PASSING YDS (NET)	261	320
Passes Att-Comp-Int	23-28-1	29-41-0
TOTAL OFFENSE PLAYS-YARDS	60-392	68-420
Fumble Returns-Yards	1-70	0-0
Punt Returns-Yards	0-0	0-0
Kickoff Returns-Yards	0-0	4-134
Interception Returns-Yards	0-0	1-0
Punts (Number-Avg)	0-0-0	1-60
Fumbles-Lost	2-0	1-1
Penalties-Yards	10-85	7-50
Possession Time	27:18	32:42
Third-Down Conversions	4 of 7	8 of 15
Fourth-Down Conversions	0 of 0	4 of 5
Red-Zone Scores-Chances	6-6	4-5
Sacks By: Number-Yards	1-9	2-9

RUSHING: OU - Brooks, K. 15-91; Rattler, S. 8-24 Gray, E. 4-22; Hall, J. 2-9. **KSU** - Vaughn, D. 15-51; Ervin, J. 7-33; Knowles, M. 1-16; Sinnott, B. 1-9; Wright, J. 1-2, Thompson, S. 1-(9).

PASSING: OU - Rattler, S. 22-25-1-243; Williams, C. 1-1-0-18. **KSU** - Thompson, S. 29-41-0-320.

RECEIVING: OU - Mims, M. 4-71; Willis, B. 4-31; Woods, M. 4-31; Williams, M. 3-29; Hall, J. 3-20; Stoops, D. 2-31; Gray, E. 2-17; Haselwood, J. 1-18; Stogner, A. 1-11. **KSU** - Vaughn, D. 10-104; Brooks, P. 6-55; Knowles, M. 5-21; Weber, L. 4-65; Garber, K. 1-54; Imatorbhebhe, D. 1-11; Wheeler, S. 1-6; Warner, K. 1-4.

TACKLES (UA-A): OU - Asamoah, B. 4-5; Broiles, J. 3-6; Fields, P. 6-2; White, D. 4-4; Bowman, B. 2-3; Lawrence, K. 2-2; Bonitto, N. 2-2; Thomas, I. 2-2; Davis, J. 2-1; Whitter, S. 2-1; Ugwoegbu, D. 1-2; Graham, D. 0-2; Roberson, K. 0-2; Mead, B. 1-0; Grimes, R. 1-0; McCutchin, L. 1-0; Stoops, D. 1-0; Mukes, J. 1-0; Coe, I. 0-1; Kelly, C. 0-1; Ellison, J. 0-1; Stripling, M. 0-1. **KSU** - Yeast, R. 7-1; McPherson, J. 4-1; Henington, R. 2-2; Anudike-Uzomah, F. 2-2; Jones, W. 2-2; Fletcher, C. 1-3; Green, D. 2-1; Smith, T. 2-1; Horne, T. 2-0; Huggins, E. 2-0; Stubblefield, R. 2-0; Trussell, S. 2-0; Mason, C. 1-1; Boye-Doe, E. 0-2; Thompson, S. 1-0; Pickle, J. 1-0; Denson, T. 1-0; Gardner, J. 1-0; Brents, J. 1-0.

10/9/21 • Cotton Bowl (92,100) • Dallas		
	#6 OKLAHOMA	55
	#21 TEXAS	48

DALLAS — No. 6/4 Oklahoma rallied from a 28-7 first-quarter deficit and a 41-23 hole with 2:45 remaining in the fourth quarter to post a 55-48 win over No. 21/23 Texas at the Cotton Bowl. The 21-point deficit marked OU's largest overcome in victory in the series and tied for the second largest in any win in program history. The 103 points were the most ever in the series.

Freshman Caleb Williams took over quarterback responsibilities in the middle of the second quarter and led OU to scores on seven of its final nine possessions. He accounted for 300 total yards (212 passing, 88 rushing) on the day, threw for two touchdowns and ran for a 66-yard score. Marvin Mims (14 and 52 yards) caught the two TD passes.

Kennedy Brooks ran for a career-high 217 yards and scored OU's last two touchdowns — an 18-yarder with 7:10 remaining that gave the Sooners their first lead (48-41) and a 33-yard burst with three seconds left that was the game-winner.

Score by Quarters	1	2	3	4	Score	
Oklahoma	7	13	10	25	55	Record (6-0, 3-0 Big 12)
Texas	28	10	3	7	48	Record (4-2, 2-1 Big 12)

Scoring Summary:

- 1st 14:46 TEX - Worthy, X. 75 yd pass from Thompson, C. (Dicker, C. kick)
1 play, 75 yards, TOP 00:14 0-7
- 1st 13:07 TEX - Robinson, B. 2 yd rush (Dicker, C. kick)
2 plays, 2 yards, TOP 00:09 0-14
- 1st 09:14 OU - Rattler, S. 2 yd rush (Brkic, G. kick)
10 plays, 75 yards, TOP 03:53 7-14
- 1st 04:39 TEX - Moore, J. 10 yd pass from Thompson, C. (Dicker, C. kick)
3 plays, 51 yards, TOP 01:14 7-21
- 1st 01:02 TEX - Moore, J. 48 yd pass from Thompson, C. (Dicker, C. kick)
6 plays, 80 yards, TOP 01:55 7-28
- 2nd 14:45 OU - Williams, C. 66 yd rush (Brkic, G. kick)
4 plays, 75 yards, TOP 01:17 14-28
- 2nd 12:00 OU - Brkic, G. 40 yd FG
5 plays, 52 yards, TOP 01:17 17-28
- 2nd 06:41 TEX - Wiley, J. 2 yd pass from Thompson, C. (Dicker, C. kick)
3 plays, 55 yards, TOP 01:29 17-35
- 2nd 03:02 OU - Brkic, G. 35 yd FG
10 plays, 58 yards, TOP 03:39 20-35
- 2nd 00:00 TEX - Dicker, C. 38 yd FG
9 plays, 55 yards, TOP 03:02 20-38
- 3rd 06:22 OU - Brkic, G. 29 yd FG
9 plays, 30 yards, TOP 04:53 23-38
- 3rd 02:45 TEX - Dicker, C. 41 yd FG
8 plays, 53 yards, TOP 03:31 23-41
- 3rd 01:02 OU - Mims, M. 14 yd pass from Williams, C. (Brkic, G. kick)
4 plays, 78 yards, TOP 01:36 30-41
- 4th 11:44 OU - Brkic, G. 26 yd FG
9 plays, 71 yards, TOP 02:59 33-41
- 4th 07:25 OU - Mims, M. 52 yd pass from Williams, C. (Stoops, D. pass from Rattler, S.)
5 plays, 60 yards, TOP 03:11 41-41
- 4th 07:10 OU - Brooks, K. 18 yd rush (Brkic, G. kick)
1 play, 18 yards, TOP 00:07 48-41
- 4th 01:23 TEX - Worthy, X. 31 yd pass from Thompson, C. (Dicker, C. kick)
6 plays, 60 yards, TOP 01:32 48-48
- 4th 00:03 OU - Brooks, K. 33 yd rush (Brkic, G. kick)
6 plays, 75 yards, TOP 01:20 55-48


	OU	UT
FIRST DOWNS	26	19
RUSHES-YARDS (NET)	41-339	27-128
PASSING YDS (NET)	323	388
Passes Att-Comp-Int	24-40-1	20-34-0
TOTAL OFFENSE PLAYS-YARDS	81-662	61-516
Fumble Returns-Yards	0-0	0-0
Punt Returns-Yards	0-0	2-26
Kickoff Returns-Yards	1-19	4-73
Interception Returns-Yards	0-0	1-0
Punts (Number-Avg)	4-43.5	6-49.5
Fumbles-Lost	1-1	1-1
Penalties-Yards	2-15	6-28
Possession Time	35:23	24:37
Third-Down Conversions	9 of 19	4 of 12
Fourth-Down Conversions	1 of 1	0 of 1
Red-Zone Scores-Chances	6-6	4-4
Sacks By: Number-Yards	3-23	2-16

RUSHING: OU - Brooks, K. 25-217; Williams, C. 4-88; Gray, E. 6-37; Hall, J. 1-6; Rattler, S. 5--9. **UT** - Robinson, B. 20-137; Whittington, J. 1-8; Worthy, X. 1-7; Thompson, C. 5--24.

PASSING: OU - Williams, C. 16-25-0-212; Rattler, S. 8-15-1-111. **UT** - Thompson, C. 20-34-0-388.

RECEIVING: OU - Mims, M. 5-136; Hall, J. 3-69; Williams, M. 3-30; Haselwood, J. 3-16; Woods, M. 2-32; Gray, E. 2-19; West, T. 2-13; Stogner, A. 2-12; Brooks, K. 2--4. **UT** - Worthy, X. 9-261; Moore, J. 4-70; Whittington, J. 3-35; Brewer, C. 2-18; Wiley, J. 1-2; Robinson, B. 1-2.

TACKLES (UA-A): OU - Asamoah, B. 6-1; Bonitto, N. 3-2; Thomas, I. 3-1; Broiles, J. 3-1; Davis, J. 3-0; Winfrey, P. 3-0; Bowman, B. 3-0; Stutsman, D. 1-2; Fields, P. 2-0; Graham, D. 1-1; Kelly, C. 1-1; Ellison, J. 1-0; Roberson, 1-0; Grimes, R. 1-0; Lawrence, K. 1-0; Kelley, J. 1-0; Walker, B. 1-0; Taylor, T. 1-0; McCutchin, L. 1-0; Ugwoegbu, D. 1-0; White, D. 0-1. **UT** - Brockmeyer, L. 6-6; Foster, B. 6-2; Overshown, D. 5-3; Jamison, D. 5-2; Thompson, J. 2-2; Thornton, R. 1-3; Cook, A. 3-0; Thompson, J. 3-0; Oghougo, O. 2-1; Collins, A. 1-2; Schooler, B. 0-3; Davis, B. 2-0; Coburn, K. 1-1; Dunn, D. 0-2; Bush, J. 1-0; Ford, J. 1-0; Barron, J. 1-0; Jones, J. 0-1; Adeoye, A. 0-1; Ojomo, M. 0-1.

10/16/21 • Gaylord Family – Oklahoma Memorial Stadium (84,391) • Norman		
	TCU	31
	#4 OKLAHOMA	52

NORMAN — Caleb Williams became the first Oklahoma true freshman to start a game at quarterback since 1990 (fifth OU true freshman QB starter overall) and led the No. 4 Sooners to a 52-31 win over TCU for their nation-leading 15th straight victory.

Williams completed 18 of 23 passes for 295 yards (261 in the first half) and four touchdowns and ran nine times for 66 yards and a score (41-yard rush). His 295 passing yards and four passing TDs both set OU true freshman records.

Jadon Haselwood entered the game with three career receiving touchdowns and had three on the night (11, 16 and 7 yards). Senior Michael Woods II had three receptions for a team-high 75 yards and Marvin Mims had two for 56.

Kennedy Brooks turned in his second straight and 11th career 100-yard rushing performance, running 20 times for 153 yards (7.6 per carry) and a TD on the games opening possession. Eric Gray added his first rushing TD as a Sooner with a two-yard carry late in the fourth quarter.

Michael Turk set a school record with his 59.7 average on three punts. The first-year Sooner had punts of 55, 63 and 61 yards to break the previous record of 58.8 yards per punt by Tress Way vs. Oklahoma State in 2009.

Score by Quarters	1	2	3	4	Score
TCU	7	7	10	7	31
Oklahoma	14	10	21	7	52

Record: (3-3, 1-2 Big 12)
Record: (7-0, 4-0 Big 12)

Scoring Summary:

1st	12:01	OU - Brooks, K. 2 yd rush (Brkic, G. kick)	7 plays, 75 yards, TOP 02:59	0-7
1st	05:40	OU - Hall, J. 17 yd pass from Williams, C. (Brkic, G. kick)	7 plays, 62 yards, TOP 04:24	0-14
1st	03:43	TCU - Miller, K. 53 yd pass from Duggan, M. (Kell, G. kick)	5 plays, 75 yards, TOP 01:57	7-14
2nd	11:13	OU - Brkic, G. 28 yd FG	6 plays, 59 yards, TOP 02:37	7-17
2nd	04:27	TCU - Johnston, Q. 20 yd pass from Duggan, M. (Kell, G. kick)	14 plays, 78 yards, TOP 06:38	14-17
2nd	00:20	OU - Haselwood, J. 11 yd pass from Williams, C. (Brkic, G. kick)	5 plays, 76 yards, TOP 01:23	14-24
3rd	11:48	OU - Haselwood, J. 16 yd pass from Williams, C. (Brkic, G. kick)	3 plays, 77 yards, TOP 01:33	14-31
3rd	11:01	TCU - Johnston, Q. 75 yd pass from Duggan, M. (Kell, G. kick)	2 plays, 80 yards, TOP 00:42	21-31
3rd	09:21	OU - Haselwood, J. 7 yd pass from Williams, C. (Brkic, G. kick)	3 plays, 33 yards, TOP 01:40	21-38
3rd	04:38	TCU - Kell, G. 22 yd FG	12 plays, 71 yards, TOP 04:43	24-38
3rd	02:20	OU - Williams, C. 41 yd rush (Brkic, G. kick)	5 plays, 75 yards, TOP 02:18	24-45
4th	11:16	TCU - Johnston, Q. 25 yd pass from Duggan, M. (Kell, G. kick)	4 plays, 47 yards, TOP 01:44	31-45
4th	01:09	OU - Gray, E. 2 yd rush (Brkic, G. kick)	9 plays, 68 yards, TOP 05:44	31-52

	TCU	OU
FIRST DOWNS	21	25
RUSHES-YARDS (NET)	37-183	35-230
PASSING YDS (NET)	346	295
Passes Att-Comp-Int	20-30-0	18-23-0
TOTAL OFFENSE PLAYS-YARDS	67-529	58-525
Fumble Returns-Yards	0-0	1-37
Punt Returns-Yards	1-22	1-0
Kickoff Returns-Yards	5-117	0-0
Interception Returns-Yards	0-0	1-0
Punts (Number-Avg)	5-42.0	3-59.7
Fumbles-Lost	1-1	1-1
Penalties-Yards	9-101	3-15
Possession Time	29:13	30:47
Third-Down Conversions	7 of 14	4 of 9
Fourth-Down Conversions	0 of 1	0 of 0
Red-Zone Scores-Chances	2-2	7-7
Sacks By: Number-Yards	2-15	0-0

RUSHING: TCU – Demercado, E. 7-57; Miller, K. 15-55; Duggan, M. 8-45; Foster, D. 5-19; Barber, T. 2-7. OU – Brooks, K. 20-153; Williams, C. 9-66; Gray, E. 6-11.

PASSING: TCU – Duggan, M. 20-30-0-346. OU – Williams, C. 18-23-0-295.

RECEIVING: TCU – Johnston, Q. 7-185; Miller, K. 4-56; Barber, T. 3-43; Williams, S. 2-19; Davis, D. 2-14; Foster, D. 1-22; Henderson, G. 1-7. OU – Haselwood, J. 6-56; Woods, M. 3-75; Mims, M. 2-56; Willis, B. 2-22; West, T. 1-35; Gray, E. 1-28; Hall, J. 1-17; Williams, M. 1-11; Brooks, K. 1-5.

TACKLES (UA-A): TCU – Carter, T. 4-5; Bradford, N. 6-2; Mathis, O. 4-3; Hodge, J. 2-5; Foster, J. 2-2; Winters, D. 1-2; Jenkins, P. 1-2; VanZandt, L. 1-2; Horton, D. 0-3; Ceasar, C. 2-0; Cooper, T. 1-1; Jenkins, K. 1-1; Ellison, C. 0-2; Coleman, K. 0-2; Onyemaobi, M. 1-0; Hodges-Tomlinson, T. 0-1; Bethley, C. 0-1; Perkins-McAllister, D. 0-1; Barquet, E. 0-1. OU – Fields, P. 4-4; Asamoah, B. 4-3; Lawrence, K. 2-5; Ugwoegbu, D. 2-5; White, D. 1-6; Bonitto, N. 2-3; Broiles, J. 3-1; Bowman, B. 2-2; Stutsman, D. 2-2; Davis, J. 3-0; Washington, B. 2-0; Stokes, L. 1-1; Kelly, C. 1-1; Winfrey, P. 1-1; Thomas, I. 0-2; Grimes, R. 0-2; Graham, D. 1-0; Morris, J. 1-0; McCutchin, L. 1-0; Mead, B. 1-0; Eaton, J. 1-0; Downs, E. 0-1; Kelley, J. 0-1.

10/23/21 • David Booth Kansas Memorial Stadium (26,321) • Lawrence, Kan.		
	#3 OKLAHOMA	35
	KANSAS	23

LAWRENCE, Kan. — For the first time since the 2014 Russell Athletic Bowl vs. Clemson, Oklahoma was held scoreless in the first half, but the No. 3/2 Sooners registered touchdowns on all five of their second-half possessions to post a 35-23 win at Kansas.

OU, which trailed 10-0 at halftime, ran only 17 plays in the first half but was led in the second by freshman quarterback Caleb Williams, who made his first road start. Williams completed 15 of 20 passes for 178 yards and two touchdowns on the day and ran eight times for 70 yards and a score. He figured prominently in two gigantic fourth-quarter, fourth-down plays, scoring from 40 yards on a 4th-and-3 with OU leading 21-17 midway through the fourth quarter and then gaining a first down on a 4th-and-1 play after taking the ball away from rusher Kennedy Brooks, who was about to be tackled for a loss.

Brooks, who finished with 79 rushing yards and two TDs, scored seven plays later for the final points of the game.

In his second career start, sophomore safety Key Lawrence recorded a career-high eight tackles (tied Brian Asamoah for team high), two tackles for loss and a forced fumble in the fourth quarter that OU recovered and led to a touchdown.

The Sooners gained 320 of their 398 total yards in the second half, including 213 of their 220 rushing yards and 107 of their 178 passing yards.

The win was OU's 16th straight and its 28th in its last 30 true road games.

Score by Quarters	1	2	3	4	Score
Oklahoma	0	0	14	21	35
Kansas	7	3	7	6	23

Record (8-0, 5-0 Big 12)
Record (1-6, 0-4 Big 12)

Scoring Summary:

1st	05:45	KU - Neal, D. 1 yd rush (Borcila, J. kick)	14 plays, 80 yards, TOP 09:11	0-7
2nd	11:24	KU - Borcila, J. 28 yd FG	12 plays, 69 yards, TOP 06:36	0-10
3rd	07:57	OU - Haselwood, J. 5 yd pass from Williams, C. (Brkic, G. kick)	14 plays, 75 yards, TOP 07:03	7-10
3rd	01:30	KU - Neal, D. 1 yd rush (Borcila, J. kick)	10 plays, 75 yards, TOP 06:27	7-17
3rd	00:14	OU - Hall, J. 8 yd pass from Williams, C. (Brkic, G. kick)	3 plays, 75 yards, TOP 01:16	14-17
4th	12:35	OU - Brooks, K. 1 yd rush (Brkic, G. kick)	4 plays, 48 yards, TOP 01:28	21-17
4th	07:53	OU - Williams, C. 40 yd rush (Brkic, G. kick)	4 plays, 47 yards, TOP 01:29	28-17
4th	05:56	KU - Grimm, L. 14 yd pass from Bean, J. (Lassiter II, K. rush failed)	5 plays, 75 yards, TOP 01:57	28-23
4th	00:42	OU - Brooks, K. 4 yd rush (Brkic, G. kick)	12 plays, 75 yards, TOP 05:14	35-23

	OU	KU
FIRST DOWNS	18	23
RUSHES-YARDS (NET)	34-220	42-166
PASSING YDS (NET)	178	246
Passes Att-Comp-Int	15-20-1	17-23-0
TOTAL OFFENSE PLAYS-YARDS	54-398	65-412
Fumble Returns-Yards	0-0	0-0
Punt Returns-Yards	1-16	0-0
Kickoff Returns-Yards	0-0	2-38
Interception Returns-Yards	0-0	1-0
Punts (Number-Avg)	1-61.0	1-36.0
Fumbles-Lost	1-0	1-1
Penalties-Yards	10-65	5-50
Possession Time	24:30	35:30
Third-Down Conversions	6 of 10	9 of 13
Fourth-Down Conversions	2 of 3	1 of 1
Red-Zone Scores-Chances	4-4	4-4
Sacks By: Number-Yards	1-4	3-23

RUSHING: OU – Brooks, K. 24-79; Williams, C. 8-70; West, T. 1-66; Gray, E. 1-5. KU – Neal, D. 23-100; Bean, J. 14-59; Wilson, T. 2-4; Locklin, T. 3-3.

PASSING: OU – Williams, C. 15-20-1-178. KU – Bean, J. 17-23-0-246.

RECEIVING: OU – Gray, E. 3-42; Haselwood, J. 3-38; Stoops, D. 3-30; Hall, J. 3-25; Brooks, K. 1-24; Mims, M. 1-14; Farooq, J. 1-5. KU – Lassiter II, K. 7-101; Arnold, L. 4-73; Grimm, L. 3-50; McBride, S. 3-22.

TACKLES (UA-A): OU – Lawrence, K. 7-1; Asamoah, B. 5-3; Fields, P. 4-2; Thomas, I. 2-4; Stutsman, D. 2-3; Kelly, C. 2-3; Ugwoegbu, D. 1-4; Bonitto, N. 1-4; Broiles, J. 1-3; White, D. 2-1; Whitter, S. 0-3; Bowman, B. 2-0; Grimes, R. 1-1; Roberson, K. 1-1; Davis, J. 1-1; Morris, J. 1-0; Downs, E. 1-0; Eaton, J. 1-0; Coe, I. 0-1; Winfrey, P. 0-1. KU – Logan, K. 10-4; Miller, R. 3-3; Webb, J. 3-3; Potter, G. 3-2; Johnson, K. 3-1; Dotson, R. 2-0; Mayberry, D. 1-1; Burroughs, O. 1-1; Thomas, R. 1-1; Berryhill, T. 0-2; Betts, N. 0-2; Sampson, C. 1-0; Lee, M. 1-0; Bryant, J. 1-0; Gilliom, J. 1-0; Robinson, J. 1-0; Channel, N. 0-1; Locklin, T. 0-1.