



OKLAHOMA

F O O T B A L L

7 NATIONAL CHAMPIONSHIPS ♦ 31 BOWL CHAMPIONSHIPS ♦ 50 CONFERENCE CHAMPIONSHIPS ♦ 14 BIG 12 CHAMPIONSHIPS ♦ 41 10-WIN SEASONS
167 FIRST-TEAM ALL-AMERICANS ♦ 506 FIRST-TEAM ALL-CONFERENCE SELECTIONS ♦ 7 HEISMAN TROPHY WINNERS ♦ 92 NATIONAL AWARD WINNERS

SERIES HISTORY

Overall OU leads 77-21-4
In Norman OU leads 37-8-4
Big 12 Era OU leads 14-7
Streak OU, 1
Last Meeting OU 37-31 (10/2/21 in Manhattan)

TELEVISION: FOX

Play-by-Play Jason Benetti
Analyst Brock Huard
Sideline Reporter Allison Williams

RADIO: SOONER SPORTS NETWORK

FLAGSHIPS KOMA 1520 AM & KRXX 107.7 FM
FREE ONLINE: The Varsity Network
SIRIUSXM: 133 or 199
SXM APP: 953

Play-by-Play Toby Rowland
Analyst Teddy Lehman
Sideline Analyst Gabe Ikard
Sideline Reporter Chris Plank

OU SPANISH RADIO

ÉXITOS 96.5 FM (OKC); 101.5 FM EL PATRÓN (Tulsa)
FREE ONLINE: Tuneln.com

Play-by-Play Enrique Vasquez
Analyst Luis Rendón

ONLINE: SOONERSPORTS.COM

SoonerSports.com offers the most complete and comprehensive postgame coverage of the Sooners anywhere. Visit for game recaps, video highlights, press conferences, stats, photos and more.

SOCIAL MEDIA: #SOONERS

Twitter/Instagram @OU_Football
Facebook Oklahoma Football



GAME 4

6/6 OKLAHOMA (3-0, 0-0) VS. KANSAS STATE (2-1, 0-0)

Saturday, Sept. 24, 2022 ■ 7 p.m. CT ■ Norman ■ Gaylord Family – Oklahoma Memorial Stadium (80,126) ■ FOX



SOONERS

Head Coach: Brent Venables
Record at OU: 3-0 (1st Year)
Career Record: Same
Last: Won 49-14 at Nebraska



WILDCATS

Head Coach: Chris Klieman
Record at KSU: 22-17 (4th Year)
Career Record: 94-30 (10th Year)
Last: Lost 17-10 vs. Tulane

OPENING KICK

► No. 6/6 Oklahoma (3-0, 0-0) plays its first Big 12 Conference game of the **Brent Venables** head coaching era when it hosts Kansas State (2-1, 0-0) on Saturday at 7 p.m. CT at Gaylord Family — Oklahoma Memorial Stadium in Norman. The game will be televised by FOX with **Jason Benetti**, **Brock Huard** and **Allison Williams** announcing.

► Oklahoma has won 14 Big 12 championships in the league's first 26 years while Kansas State is tied for fourth with two titles (the two programs shared the 2012 crown).

► Since 1999, OU has won three more Big 12 championships (14) than it has lost overall home games (11; three of the losses were to Kansas State).

► Oklahoma is 54-8 (.871) in regular season Big 12 play since the start of the 2015 season. Oklahoma State ranks second during that period (42-21; .667), Iowa State, TCU and West Virginia third (33-30; .524) and Texas sixth (32-30; .516). Kansas State is eighth at 30-33 (.476).

► OU has won eight of its last nine Big 12 openers and 12 of its last 14. Its two Big 12-opening defeats in the last 14 years both came to Kansas State in Norman (24-19 in 2012 and 38-35 in 2020).

► Oklahoma has won its last 10 home games and 28 of its last 29. Its lone loss during the period was to Kansas State in 2020.


► OU has been ranked in each of the last 30 AP Top 25 polls and in 114 of the last 118 going back to the start of the 2015 season. It has been ranked in the top 10 in 82 of those 118 polls. Kansas State has made 10 AP Top 25 appearances since the start of the 2015 season, with its highest ranking during that stretch at No. 16 in 2020. The Wildcats were ranked in the top 25 in 44 of 65 polls from 2011-14.

► The Sooners are coming off a 49-14 road win over Nebraska on Saturday, a game in which they outgained the Huskers 580 yards to 327 (534-226 through three quarters when it was 49-7). OU's 49 points and 580 yards were its most ever in a game in Lincoln.

► After 34-0 and 40-12 respective home wins over South Dakota and Missouri, Kansas State dropped a home contest to Tulane on Saturday, 17-10. Both teams finished with 336 total yards (Tulane averaged 5.1 yards per play to K-State's 4.6).

KEY STORYLINES

► Oklahoma head coach **Brent Venables**, who is from Salina, Kan., played his last two seasons at Kansas State (1991 and '92) after transferring from Garden City (Kan.) Community College. The



Eric Gray rushed for 113 yards — his most as a Sooner — and two touchdowns on just 11 carries in Saturday's 49-14 win at Nebraska. Gray, who ranks sixth nationally by averaging 7.7 yards per carry (averages 95.3 yards per game), also broke the 100-yard mark against UTEP in the opener (102) and ran for 71 yards vs. Kent State.

STOUT "D" THROUGH THREE

A look at some of OU's national defensive rankings through three games:

CATEGORY	STAT	RANK
Tackles for Loss	32	1st
Tackles for Loss Yardage	167	1st
Sack Yardage	96	2nd
Sacks	13	4th
Red Zone Defense %	60.0	10th
Yards Per Play	4.1	11th
Yards Per Completion	9.3	11th
Scoring Defense	10.0	14th

2022 SCHEDULE



UTEP
Sept. 3
2:30 p.m. CT
W, 45-13



KENT STATE
Sept. 10
6 p.m. CT
W, 33-3



@NEBRASKA
Sept. 17
11 a.m. CT
W, 49-14



KANSAS STATE
Sept. 24
7 p.m. CT
FOX



@TCU
Oct. 1



vs. TEXAS
Oct. 8
FOX



KANSAS
Oct. 15



@IOWA STATE
Oct. 29
FOX/FS1



BAYLOR
Nov. 5



@WEST VIRGINIA
Nov. 12



OKLA. STATE
Nov. 19



@TEXAS TECH
Nov. 26

OU ATHLETICS COMMUNICATIONS
FOOTBALL CONTACTS**MIKE HOUCK**

Associate AD/Communications
Office: (405) 325-8227
Cell: (405) 249-5892
Email: mhouck@ou.edu

**ERIC HOLLIER**

Director
Office: (405) 325-6449
Cell: (405) 570-9228
Email: ehollier@ou.edu

**PATRICK DUNN**

Assistant Director
Office: (405) 325-4274
Cell: 405-388-1353
Email: patrickjdunn@ou.edu

HEAD COACH BRENT VENABLES

Alma Mater: Kansas State, 1992
Career Record: 3-0 (1.000)
Record at OU: Same
Regular Season Big 12 Record: N/A

ASSISTANT COACHES**LOCATION**

Jeff Lebby (Offensive Coordinator/Quarterbacks) PB
Ted Roof (Defensive Coordinator/Linebackers) PB
Todd Bates (Assoc. HC/Co-Def. Coord./Run Def./Def. Tackles) SL
Bill Bedenbaugh (Offensive Line) SL
Miguel Chavis (Defensive Ends) SL
Joe Jon Finley (Tight Ends) SL
Brandon Hall (Safeties) SL
DeMarco Murray (Running Backs) SL
Jay Valai (Co-Def. Coord./Pass Defense/Cornerbacks) SL
L'Damian Washington (Wide Receivers [interim]) SL

TEAM HISTORY

First Year: 1895 (this is 128th season)
All-Time Record: 931-331-53 (.728)
All-Time Conference Record: 521-158-22 (.759)
All-Time Big 12 Record: 166-52 (.761)
All-Time Bowl Record: 31-23-1 (.573)
National Championships (AP): 7
Years: 1950, '55, '56, '74, '75, '85, 2000
Conference Championships: 50
Big 12 Championships: 14
2000, '02, '04, '06-08, '10, '12, '15-20
Undefeated Seasons: 14
10-Plus-Win Seasons: 41 (most in nation; tied)

STADIUM INFORMATION

Name: Gaylord Family - Oklahoma Memorial Stadium
Field Name: Owen Field
Capacity: 80,126
Surface: Natural Grass
First Year: 1923
Record at Stadium: 413-88-16 (.814)

UNIVERSITY INFORMATION

Location: Norman, Okla.
Founded: 1890
Enrollment: 31,255
Colors: Crimson and Cream
President: Joseph Harroz Jr.
Athletics Director: Joe Castiglione

linebacker earned honorable mention All-Big Eight honors as a senior when he registered 124 tackles. Following his playing career, Venables was a K-State graduate assistant (1993-95) before joining Bill Snyder's full-time staff as linebackers coach (1996-98). He also held the title of defensive running game coordinator in 1998 before joining **Bob Stoops'** OU staff as co-defensive coordinator and linebackers coach ahead of the 1999 season.

► Oklahoma has lost only eight Big 12 games since the start of the 2015 season (58-8 record, includes a 4-0 record in Big 12 Championship games) and two of the defeats have come to unranked Kansas State squads over the last three years. The Wildcats downed No. 5 OU 48-41 in 2019 in Manhattan and rallied for a 38-35 win over the No. 3 Sooners in 2020 in Norman. OU's other Big 12 losses the past seven seasons came to Texas in 2015 and 2018, to Iowa State in 2017 and 2020, and to Baylor and Oklahoma State in 2021. Only one of the eight defeats was by more than seven points (27-14 at Baylor last year).

► The road team in the OU-Kansas State series has won eight of the last 11 meetings. In fact, since the start of the Big 12 Conference in 1996, the visiting team is 12-7 in the series. The Wildcats are 4-5 (.444) in Norman in the Big 12 era (wins in 1997, 2012, 2014 and 2020), by far the best conference winning percentage by an opponent during the period (Oklahoma State is 3-9 [.250], Colorado and Nebraska were 1-3 [.250] and Texas Tech is 2-11 [.154]; no other program has won more than one Big 12 game in Norman since 1996). OU's last three home losses to K-State came by a combined nine points.

► Saturday's game will mark the eighth straight Oklahoma-Kansas State meeting in which the Sooners were the lone ranked team (they are 5-2 in the last seven contests). The last time K-State was ranked when playing OU was in 2014, a contest that saw the No. 14 Wildcats beat the No. 11 Sooners 31-30 in Norman.

► OU ranks 14th nationally by allowing just 10.0 points per game. The Sooners have allowed 30 total points, marking the first time since 2013 they've given up 30 or fewer over the first three games of a season. This also marks just the second time since 2009 they have surrendered 14 points or fewer in three consecutive games within a season (also in 2020).

► Despite ranking 126th out of 131 FBS teams in average time of possession this season (24:55), the Sooners have outgained their opponents by a combined 564 yards (1,502-938). OU has run 22 fewer plays than its opponents, but ranks 16th nationally by averaging 7.2 yards per play and 11th by allowing just 4.1 yards per play.

► Since the start of the 2015 season, OU leads the country with its 5.5 yards per rush and ranks fifth nationally (second in Power 5) with its 240 rushing touchdowns. This season, the Sooners are averaging 5.5 yards per carry and have rushed for nine TDs. They have rushed 128 times (seven of those have been sacks) and attempted 81 passes.

► The Sooners' defense leads the nation with its 32 tackles for loss (nation-leading 167 lost yards) and ranks fourth nationally with its 13 sacks (4.3 per contest) and second with its 96 sack yards. OU recorded six sacks against UTEP, three versus Kent State and four at Nebraska. Kansas State has only allowed four sacks over its three games.

► Oklahoma is tied for sixth nationally by committing just one turnover on the year. That turnover (a fumble) didn't occur until the third quarter of Saturday's game at Nebraska. OU's +5 turnover margin on the season is tied for 10th best in the country. The Sooners have registered three fumble recoveries and three interceptions. They have intercepted at least one pass in eight straight games, the second-longest streak nationally (Georgia State; 11).

RECAPPING THE WIN AT NEBRASKA

► No. 6/6 Oklahoma gave up a touchdown on Nebraska's opening possession then scored 49 straight points in a 49-14 win in Lincoln on Saturday. It was just the second win for the Sooners in their last nine games at Nebraska.

► OU's point total was its highest ever in Lincoln (previous high was 48 in a shutout in 1949) and the highest by a Nebraska opponent at Memorial Stadium since 2017. The 35-point victory margin was OU's largest in a road game since 2017 at Kansas (won 41-3).

► The Sooners surrendered 77 yards on Nebraska's first possession but just 71 more the rest of the first half in taking a 35-7 lead to the locker room. For the game, Oklahoma outgained the Huskers by 253 yards (580-327). OU's 580 yards were its most in 10 games and its most ever in Lincoln. The Sooners' 312 rushing yards were their most in a true road game since registering 323 yards in a 2018 win at Texas Tech.

► Senior running back **Eric Gray** rushed for a game-high 113 yards and two touchdowns on just 11 carries (10.3 yards per rush). It was his highest rushing total as a Sooner and second 100-yard game this season. His scores came from 16 and 21 yards. Redshirt junior **Marcus Major** carried 12 times for 35 yards and a 1-yard score, and caught a 24-yard touchdown pass, the first receiving score of his career. Major's TD reception came from fifth-year senior tight end **Brayden Willis**, whose pass attempt was his first ever.

► Quarterback **Dillon Gabriel** completed 16 of 27 pass attempts for 230 yards and two touchdowns (no interceptions) in his two-and-a-half quarters of work (he exited the game for good with 8:59 left in the third quarter). After NU took its 7-0 lead, Gabriel ran for a 61-yard touchdown, the longest rush of his career.

► Receiver **Marvin Mims Jr.** posted team highs of four receptions and 66 receiving yards (44 yards after the catch) and returned three punts for 60 yards (18, 34 and 8 yards). Sophomore receiver **Jalil Farooq** finished with three catches for 58 yards, including a 25-yard touchdown that marked his first career score. Redshirt junior **Theo Wease**, who had two receptions for 46 yards, caught a 15-yard TD pass that was his first score since the 2020 season (missed all but one game last year due to injury).

► Freshman linebacker **Jaren Kanak** logged game and career highs of 10 tackles, forced and recovered a fumble on the first play of the third quarter and added a QB hurry. Junior defensive back **Key Lawrence** had six tackles, an interception, a forced fumble and a pass breakup. The Sooners registered nine tackles for loss and four sacks. The sacks went to defensive linemen **Ethan Downs**, **Jonah Lau** and **Jalen Redmond**, and linebacker **DaShaun White**.

OU/K-STATE SERIES

Oklahoma owns a 77-21-4 (.774) series lead against Kansas State and is 14-7 since the Big 12 was formed before the 1996 season.

YEAR	SITE	OU/KSU RANK	OU RESULT
2021	A	6/NR	W, 37-31
2020	H	3/NR	L, 35-38
2019	A	5/NR	L, 41-48
2018	H	7/NR	W, 51-14
2017	A	9/NR	W, 42-35
2016	H	19/NR	W, 38-17
2015	A	19/NR	W, 55-0
2014	H	11/14	L, 30-31
2013	A	22/NR	W, 41-31
2012	H	6/15	L, 19-24
2011	A	11/10	W, 58-17
2009	H	22/NR	W, 42-30
2008	A	4/NR	W, 58-35
2005	H	NR/NR	W, 43-21
2004	A	2/NR	W, 31-21
2003	N*	1/13	L, 7-35
2001	H	3/11	W, 38-37
2000	N*	1/8	W, 27-24
2000	A	8/2	W, 41-31
1997	H	NR/14	L, 7-26
1996	A	NR/16	L, 35-42

* Big 12 Championship (Kansas City)

2022 TEAM STATS COMPARISON

	OU	KSU
Points/Game	42.3	28.0
Points Allowed/Game	10.0	9.7
1st Downs/Game	24.7	17.3
1st Downs Allowed/Game	22.3	15.0
Rush Yards/Game	235.0	239.3
Rush Yards Allowed/Game	118.0	128.3
Pass Yards/Game	265.7	115.3
Pass Yards Allowed/Game	194.3	147.7
Total Offense/Game	500.7	354.7
Total Defense/Game	312.7	276.0
INT Thrown/INT Made	0/3	0/7
Turnover Margin	+4	+6
Sacks By/Allowed/Game	4.3/2.3	2.3/1.3
3rd Down Off./Def.	44.4/35.4	26.2/25.0
Red Zone Off./Def.	91.6/60.0	77.7/80.0
Kickoff Return Average	16.8	15.6
Punt Return Average	15.8	52.5
Penalties/Yards Per Game	6.0/49.7	5.7/41.7
Field Goals	2-3	3-5

2022 NCAA RANKS COMPARISON

	OU	KSU
Points/Game	20th	85th
Points Allowed/Game	14th	12th
First Downs/Game	36th	107th
First Downs Allowed/Game	97th	21st
Rush Yards/Game	15th	12th
Rush Yards Allowed/Game	44th	60th
Pass Yards/Game	42nd	127th
Pass Yards Allowed/Game	42nd	10th
Total Offense/Game	18th	96th
Total Defense/Game	35th	20th
Turnover Margin	T16th	T4th
Sacks/Game	T4th	T45th
Sacks Allowed/Game	T84th	T38th
3rd Down Offense	48th	125th
3rd Down Defense	65th	T14th
Red Zone Offense	T38th	T93rd
Red Zone Defense	T10th	T54th
Kickoff Return Average	100th	108th
Punt Return Average	19th	1st

2022 BIG 12 STANDINGS

	BIG 12	OVERALL
Kansas	1-0	3-0
Iowa State	0-0	3-0
Oklahoma	0-0	3-0
Oklahoma State	0-0	3-0
TCU	0-0	2-0
Baylor	0-0	2-1
Kansas State	0-0	2-1
Texas	0-0	2-1
Texas Tech	0-0	2-1
West Virginia	0-1	1-2

THIS WEEK'S BIG 12 SCHEDULE

All times Central

West Virginia at Va. Tech (Thurs.), 6:30 p.m. (ESPN)
TCU at SMU, 11 a.m. (ESPNU)
Duke at Kansas, 11 a.m. (FS1)
Baylor at Iowa State, 11 a.m. (ESPN2)
Texas at Texas Tech, 2:30 p.m. (ESPN)
Kansas State at Oklahoma, 7 p.m. (FOX)

► Oklahoma scored touchdowns on seven possessions and only two of those took longer than two minutes of game clock (2:17 and 3:10).

► The Sooners committed their first turnover of the year on a fumble in the third quarter.

► Sophomore defensive back **Diamond Harmon** made his first career start and finished with two tackles.

LAST YEAR AT KANSAS STATE

► Oklahoma upped a 13-10 halftime lead to a 34-17 advantage with 9:49 left in the fourth quarter and held on for a 37-31 win at Kansas State last year on Oct. 2.

► The Sooners were particularly effective in the second and third quarters, gaining 308 yards and outscoring the Wildcats 24-10 in those two periods.

► **Spencer Rattler** completed 22 of 25 passes (88%) for 243 yards and two touchdowns on the day. His TD passes went to tight end/H-back **Jeremiah Hall** (second of season, 10th of career) and receiver **Mike Woods** (second as a Sooner, 12th of career). Hall also rushed for his first career TD on a four-yard play in the second quarter.

► **Kennedy Brooks** rushed 15 times for 91 yards and notched his fourth rushing TD of the season (four-yarder to give OU a 20-10 lead).

► Receiver **Marvin Mims** paced OU with 71 receiving yards on a team high-tying four catches (17.8-yard average).

► Outside linebacker **Nik Bonitto**, who had 2.0 tackles for loss on the day, returned a fumble 70 yards on the game's opening possession to set a record for the longest in program history (the fumble was forced by defensive end **Reggie Grimes**). Bonitto's return set up a 40-yard **Gabe Brkic** field goal. Brkic made all three of his field goal attempts (also connected on 27- and 47-yard tries).

► The Sooners scored points on each of their first five possessions and in seven of their eight series on the day. They did not punt.

► Defensive back **Justin Broiles** was credited with a game-high-tying nine tackles and a career-high 1.5 for loss. Linebacker **Brian Asamoah** also tallied nine stops.

► OU played without regular starting cornerback **Woodi Washington** and regular starting safety **Delarrin Turner-Yell** (both missed the game due to injury).

HOME IS WHERE THE "W" IS

► Oklahoma is 132-11 (.923) at Gaylord Family — Oklahoma Memorial Stadium since the start of the 1999 season, giving the Sooners three more Big 12 championships over the last 23 years (14) than home defeats. It is the nation's best home winning percentage over the last 23-plus seasons (Boise State [.917] and Ohio State [.894] are next). OU has outscored its opponents by an average of 43-17 in those games.

► The Sooners have posted 142 straight sellouts of originally scheduled home games dating back to the start of the 1999 season (**Bob Stoops'** first as head coach). Only Nebraska (FBS-record 384) has a longer current streak.

► OU has recorded 41 unbeaten seasons at home, including 15 in the last 23 years.

NOTING THE NEWBIES

► Twenty-nine players (25 of them first-year Sooners) have made their first appearance in an OU uniform this season. The 25 newcomers who have seen the field this year are redshirt seniors **Jeffery Johnson** (DL), **C.J. Coidon** (DB), **Kyle Ergenbright** (OL), **Jonah Lulu** (DL) and **Daniel Parker** (TE), senior **Trey Morrison** (DB), redshirt juniors **Davis Beville** (QB), **Dillon Gabriel** (QB) and **McKade Mettauer** (OL), redshirt sophomores **LV Bunkley-Shelton** (WR), **Tyler Guyton** (OL) and **J.J. Hester** (WR), sophomore **Tawee Walker** (RB) and freshmen **Jovantae Barnes** (RB), **Gavin Freeman** (WR), **Jayden Gibson** (WR), **Gracen Halton** (DL), **Kaden Helms** (TE), **Jaren Kanak** (LB), **Jason Llewellyn** (TE), **Peter Schuh** (DB), **Jacob Sexton** (OL), **Jake Taylor** (OL), **R Mason Thomas** (DL) and **Gentry Williams** (DB).

FIRST-TIME STARTERS

► Ten players have made their first OU starts this season. Against UTEP, they were redshirt senior transfer **Jeffery Johnson** (DL; started 44 games at Tulane), redshirt senior **Jordan Kelley** (DL), redshirt junior transfers **Dillon Gabriel** (QB; started 25 games at UCF) and **McKade Mettauer** (OL; started 28 games at Cal), redshirt sophomore transfer **Tyler Guyton** (OL; started one game at TCU as an H-back) and sophomores **Ethan Downs** (DE) and **Danny Stutsman** (LB). Versus Kent State they were redshirt junior **Isaiah Coe** (DL) and sophomore **Jalil Farooq** (WR), and at Nebraska, sophomore **Diamond Harmon** (DB) made his first career start.

DEFENSE OFF TO A STRONG START

► Oklahoma leads the nation with its 32 tackles for loss and 167 TFL yardage, and ranks second nationally in TFLs per game (10.7, second only to James Madison's 11.5 TFLs per game). The Sooners are also tied for fourth in total sacks (13) and fifth in sacks per game (4.3).

► OU's 32 tackles for loss are its third most through the first three games of a season since 2000, and the most

FOLLOW THE LEADER

Oklahoma leads all FBS programs in the following categories:

- Heisman Trophy winners (7; tied)
- Conference championships (50)
- Conference championships since 2000 (14)
- 10-plus-win seasons (41; tied)
- 11-plus win seasons (27)
- 10-plus win seasons since 2000 (18)
- AP top-five finishes (33)
- Wins since end of World War II (686)
- Wins since 2000 (241)
- Consensus All-Americans since 1950 (80)
- Heisman finalists over last 22 years (10)
- Points scored since 1999 (11,887)
- No. 1 overall NFL Draft picks since 2010 (3)
- Consecutive years with at least four NFL Draft picks (15)

GAMES WITH 14+ TACKLES FOR LOSS SINCE 2005

Oklahoma has registered at least 10 tackles for loss in a game 34 times since the start of the 2005 season. On eight occasions, the Sooners logged 14 or more TFLs, as they did against Kent State on Sept. 10.

DATE	OPPONENT	TFLs	SACKS
Sept. 12, 2009	Idaho State	17	2
Oct. 8, 2011	Texas	16	8
Dec. 7, 2019	Baylor	15	6
Oct. 12, 2019	Texas	15	9
Nov. 26, 2005	Okla. State	15	4
Sept. 10, 2022	Kent State	14	3
Dec. 4, 2010	Nebraska	14	7
Sept. 8, 2007	Miami (Fla.)	14	2

2022 HONORS

DILLON GABRIEL (R-JR., QB)

Big 12 Newcomer of the Week (9/12)
Maxwell Award Watch List
Davey O'Brien Award Watch List
Walter Camp POY Watch List
Johnny Unitas Golden Arm Award Watch List
Big 12 Preseason Newcomer of the Year

ERIC GRAY (SR., RB)

Doak Walker Award Watch List

ANTON HARRISON (JR., OL)

Outland Trophy Watch List

KASEY KELLEHER (R-5TH YR., LS)

Patrick Mannelly Award Watch List

JONAH LAULU (R-SR., DL)

Polynesian College Football Player of the Year
Award Watch List

MARVIN MIMS JR. (JR., WR)

Fred Biletnikoff Award Watch List
Wuerffel Trophy Watch List
Paul Hornung Award Watch List
Earl Campbell Award Watch List

CHRIS MURRAY (5TH YR., OL)

Rotary Lombardi Award Watch List

JALEN REDMOND (R-JR., DL)

Chuck Bednarik Award Watch List

MICHAEL TURK (R-5TH YR., P)

Ray Guy Award Watch List
Preseason All-Big 12 Team

DAVID UGWOGU (SR., LB)

Butkus Award Watch List

THEO WEASE (R-JR., WR)

Earl Campbell Award Watch List

BRAYDEN WILLIS (R-JR., WR)

Mackey Award Watch List

collegepressbox

Collegepressbox is the official media website for Division I football. Access and download game notes, quotes, statistics, media guides, headshots, logos and more for all FBS schools, conferences, postseason games, awards and the College Football Playoff. For access, please register for an account at collegepressbox.com/register

since 2009. Only the 2007 and 2009 teams (34 TFLs through three contests) had more in the last 23 years.

► The Sooners rank 10th in opponent red zone percentage (60%), 11th in opponent yards per play (4.1), 11th in yards per completion (9.3), 14th in scoring defense (10.0 ppg), 22nd in pass efficiency defense (106.1 rating) and 35th in total defense (312.7 ypg).

► Oklahoma's 30 points allowed through its first three games are its fewest since the 2013 squad allowed 27 points. This is the first time OU has allowed 14 or fewer points in any of its first three contests since 2009. Since the turn of the century, OU has allowed 14 or fewer points in three consecutive games 13 times, and **Brent Venables** has been on staff for 11 of those occasions.

► Oklahoma has allowed only three touchdowns through three games this season. It is the first time since the 2013 season the Sooners have allowed only three TDs over over any three-game span (no TDs in 34-0 win vs. UL-Monroe, one TD in 16-7 win vs. West Virginia and two TDs in 51-20 win over Tulsa in '13).

► The defense has been led by a pair of standout sophomores in linebacker **Danny Stutsman** (25 tackles) and safety **Billy Bowman** (24 tackles), who rank second and fourth in the Big 12 in total tackles, and junior defensive end **Reggie Grimes**, who leads the Big 12 by avergaing 1.3 sacks and 2.0 tackles for loss per game.

► Bowman set career highs in tackles each of the first two weeks (nine vs. UTEP and 11 vs. Kent State). Against Kent State, he forced and recovered a fumble on the same play. It was his second career forced fumble and first recovery.

► Stutsman also established career highs in tackles in each of the first two games, logging nine stops against UTEP and 12 (4.0 TFLs) against Kent State. Prior to his performance vs. Kent State, the last Sooner to register four TFLs in a game was **Ronnie Perkins**, at Baylor in 2019.

► Grimes has been a menace in opposing backfields this season. Six of his 10 tackles through three games have been for lost yardage and four have been sacks. His 6.0 TFLs have cost opponents 36 lost yards while his 4.0 sacks have totaled 31 yards. Grimes is tied for ninth nationally and first in the Big 12 in TFLs and TFLs per game, and ranks third nationally (first in the Big 12) in TFL yardage. He leads the Big 12 and ranks tied for fifth nationally in sacks and sixth in sack yardage.

► The Sooners have registered an interception in each of their first three games this season and in eight consecutive contests, dating back to last season. That streak ranks second nationally only to Georgia State, which has an interception in 11 straight games. Freshman DB **Gentry Williams** picked off a pass in the end zone in the fourth quarter of the season opener against UTEP, redshirt senior DB **Justin Harrington** notched his first career interception in the fourth quarter against Kent State and junior DB **Key Lawrence** hauled in his first career interception in the end zone at Nebraska.

NOTING THE OFFENSE

► Oklahoma ranks 16th nationally by averaging 7.2 yards per play and is 20th in scoring offense (42.3 ppg) and 18th in total offense (500.7 ypg) despite ranking 66th in total plays (209 plays, 69.7 per game) and 127th (out of 132 FBS teams) in time of possession (24:55 per game).

► The Sooners have scored on 11 of their 12 red zone opportunities this season (nine touchdowns and two field goals). The only exception was a third-quarter fumble at Nebraska.

► Quarterback **Dillon Gabriel** has completed 52 of 78 passes (66.7%) for 759 yards, seven touchdowns and no interceptions this season. He has also rushed for 65 net yards and two touchdowns, including a 61-yard score at Nebraska. Gabriel ranks 15th nationally in passing efficiency rating (178.0), 18th in yards per pass attempt (9.7), 19th in yards per completion (14.6), 20th in points responsible for per game (18.0), 23rd in passing TDs and 36th in passing yards per game (253.0) and total offense (274.7). He was named Big 12 Co-Newcomer of the Week after his performance against Kent State in week two.

► Senior running back **Eric Gray** leads an OU rushing attack that averages 235.0 yards per game, 5.5 yards per carry and 3.0 touchdowns per game. Gray ranks sixth nationally with his 7.7 yards per carry and third in the Big 12 with his 95.3 rushing yards per game. He rank for 102 yards against UTEP, 71 versus Kent State and 113 at Nebraska (two TDs). Redshirt junior **Marcus Major** paces the team with four rushing TDs (also has a receiving score). He is averaging 42.3 yards per game and 5.3 yards per rush.

► Oklahoma has scored touchdowns on 17 offensive possessions this season, and only five of those TD drives have taken longer than two minutes of game clock. Only two of the others took more than three minutes and none have taken more than 4:01 of clock time. OU's 17 touchdown drives this season have averaged 6.3 plays, 63.7 yards and 1:47 of game clock.

► In each of their first three games, the Sooners have outscored (by at least 30 points) and outgained (by at least 135 total yards) their opponents despite trailing the total time of possession. In its 45-13 season-opening win over UTEP, Oklahoma outgained the Miners 495 to 316, but only possessed the ball for 21:27 (to UTEP's 38:33). In its 33-3 victory over Kent State, OU gained 430 total yards to the Golden Flashes' 295 yards and held the ball for only 23:41 to KSU's 36:19 possession time. In the 49-14 win at Nebraska, the Sooners outgained the Huskers 580 to 327 in total yardage and held the ball for 29:36.

► Against UTEP, Oklahoma operated quickly and efficiently in the first quarter, scoring touchdowns on its first

VENABLES BY THE NUMBERS

Brent Venables was hired as OU's 23rd head coach on Dec. 5, 2021. Here's a look at some of his many accomplishments:

0 Losing seasons in his 26 years as a full-time assistant coach (teams finished no worse than 7-5)

3 National championships (2000 at Oklahoma; 2016 and '18 at Clemson)

3 Butkus Award winners (OU's Rocky Calmus [2001] and Teddy Lehman [2003]; Clemson's Isaiah Simmons [2019])

4 Consecutive years Clemson led the nation in tackles for loss (2013-16; also led country in 2018 and was second in 2019 and '20).

8 National championship game appearances (2000, '03, '04 and '08 at OU; 2015, '16, '18 and '19 at Clemson)

8 Times Clemson finished in the top 15 nationally in total defense the last 8 years

10 College Football Playoff games (6 semifinals and 4 championship games) over the last 7 seasons with Clemson

10 Clemson led the nation in sacks, tackles for loss and opponent 3rd-down conversion percentage over his 10 years with the program

13 Number of conference championships (7 at OU, 6 at Clemson)

18 Consensus All-America honors collected by his players (12 at OU)

22 Times his 26 teams won at least 10 games

57 Number of his defensive players picked in the NFL Draft (12 first-rounders)

290 Wins as an assistant coach (against just 57 losses; .836)

**POWER FIVE CONFERENCE
TITLES SINCE 2000**

1. Oklahoma	14
2. Ohio State	11
3. Alabama	8
Oregon	8
4. Clemson	7
Florida State	7
7. USC	6
8. LSU	5
9. Michigan	4
Virginia Tech	4
11. Nine programs	3

**FINAL AP TOP-25 APPEARANCES
SINCE 2000**

1. Oklahoma	20
2. Ohio State	19
3. Georgia	17
LSU	17
5. Alabama	16
Clemson	16
7. Wisconsin	15
8. Florida State	14
Michigan	14
Oregon	14
Texas	14

HEISMAN FINALISTS SINCE 2000

1. Oklahoma	10
2. Alabama	9
3. Ohio State	5
Stanford	5
Florida	4
5. USC	4

MOST TDs SINCE 2015

1. Alabama (103 games)	557
2. Oklahoma (95 games)	536
3. Clemson (102 games)	512
4. Ohio State (92 games)	510
5. Memphis (93 games)	459

ACTIVE BOWL STREAKS

1. Georgia	25
2. Oklahoma	23
3. Wisconsin	20
4. Alabama	18
5. Clemson	17

**MOST ALL-TIME 10-OR-MORE-WIN
SEASONS**

1. Oklahoma	41
Alabama	41
3. Michigan	30
4. Ohio State	29
5. Nebraska	27
USC	27

**MOST WINS SINCE END OF
WORLD WAR II (1946-PRESENT)**

1. Oklahoma	687
2. Alabama	649
3. Ohio State	642
4. Penn State	626
5. Texas	611
6. Michigan	600
Georgia	600
Nebraska	600
9. USC	585
10. Tennessee	574

three possessions to race to a 21-0 lead in the first 8:17 of the game. In the Kent State game, the Sooners scored all 31 of their offensive points in just shy of a quarter (14:35, spanning the last 1:10 of the second quarter until 1:35 remaining in the third). OU put together four TD drives and a field goal in 6:15 total possession time. At Nebraska, OU scored seven touchdowns on nine possessions starting at the 9:30 mark of the first quarter and ending at the 8:59 mark of the third quarter (just over one half of action).

BALANCED OFFENSE NOTHING NEW

► Oklahoma totaled 259 rushing yards and 233 passing yards in its season-opening win over UTEP and totaled 312 rushing yards and 268 passing yards at Nebraska on Saturday. OU has gained at least 200 rushing yards and 200 passing yards in 48 of 96 games since the start of the 2015 season (50% of its contests over the last seven-plus seasons). The Sooners have also rushed for at least 250 yards 37 times in the same span.

MARVELOUS MARVIN

► Through three games this season, junior wide receiver **Marvin Mims Jr.** ranks sixth nationally and third in the Big 12 by averaging 19.7 yards per punt return (118 yards on six returns). He ranks 16th nationally (second in Big 12) in receiving yards (310), 13th nationally (second in Big 12) in receiving yards per game (103.3) and 13th nationally (first in Big 12) with his 22.1 yards per catch.

► Mims has made 14 career receptions of at least 40 yards (registered a 42-yard catch in the season opener against UTEP and a 58-yard TD reception against Kent State). **CeeDee Lamb** (2017-19) holds the school record with 24 receptions of 40 or more yards.

► Mims led the Sooners in receiving yards each of his first two seasons. He has made 85 receptions for 1,625 yards and 16 touchdowns and rushed five times for 35 yards in 27 career games (14 starts). He has also returned 29 punts for 349 yards (12.0 average) and three kickoffs for 70 yards (23.3 average). He has five career games with two TD receptions, including Sept. 10 vs. Kent State.

► Mims registered 32 receptions for 705 yards and five TDs as a sophomore last season. As a freshman in 2020, he led the team with 610 yards and nine touchdowns on 37 receptions. His nine TD catches tied for most in the Big 12, matched the Big 12 record for a true freshman and established an OU freshman record. He also became the first Oklahoma wide receiver to earn FWAA Freshman All-America honors, and was a second-team All-Big 12 pick by the league's coaches and media.

► Mims set the Texas high school state record for receiving yards in a career (5,485) and in a season (2,629 to go along with 32 touchdowns on 117 catches as a senior). He played at Lone Star High School in the city of Frisco.

TURK'S KEY LEG

► Ray Guy Award semifinalist **Michael Turk** did things last season that no other punter in program history had. In his first year at OU, Turk set a single-season record by averaging 51.2 yards per punt, smashing the previous record of 47.8 yards by **Jack Jacobs** in 1940. In fact, entering 2021, the NCAA single-season record for punting average (min. 30 punts) was 51.0 by Texas A&M's Braden Mann in 2018. Turk surpassed that figure in 2021, but at 51.17 yards per punt he finished just behind San Diego State's Matt Araiza, who averaged 51.19 yards per punt on the year.

► Twenty of Turk's 35 punts in 2021 (57.1%) went at least 50 yards, and eight went at least 60. His 85-yarder vs. Texas was the FBS' second longest of the season and tied for the fourth longest over the last 10 years, and tied for the third longest in Oklahoma history.

► Turk holds five of the top 14 single-game punting averages (min. three punts) in OU annals, including the best and third-best marks (59.7 vs. TCU and 58.0 vs. Texas).

► Turk transferred to Oklahoma from Arizona State in August 2021 and promptly earned the starting job. No other punter played for the Sooners last season.

► The 2019 and '20 first-team All-Pac-12 selection averaged 46.2 yards per punt over the last two seasons at ASU and totaled 28 boots that went at least 50 yards. In 2019, he set the FBS single-game record by averaging 63.0 yards (on five punts) vs. Kent State in the season opener.

► Combining his time at ASU and OU, Turk is averaging 45.7 yards per punt (8,775 yards on 192 punts). The FBS career record (min. 150 punts) is 46.3 yards by West Virginia's Todd Sauerbrun (1991-94).

VENABLES NAMED OU'S 23RD HEAD COACH

► A former 13-year Oklahoma assistant coach who won a national championship with the Sooners and two more with Clemson during an ultra-successful 10-year stint as defensive coordinator, **Brent Venables** was named OU's 23rd head football coach Dec. 5. The 51-year-old Venables served as co-defensive coordinator and linebackers coach at OU from 1999-2003 and as associate head coach, defensive coordinator and linebackers coach from 2004-11 under former head coach **Bob Stoops**. Venables has coached in eight national championship games between his time at OU and Clemson, winning titles with the Sooners in 2000 and Tigers in 2016 and 2018.

► In 26 years as a full-time assistant coach, Venables' teams posted 26 winning seasons, won 13 conference titles, went to 30 bowl games (includes four College Football Playoff National Championship games) and won at least 10 games 21 times.

► Over the last 10 seasons at Clemson (excluding the 2021 Cheez-It Bowl, in which Venables did not coach), the Tigers ranked first nationally in sacks (445; next most is 392), tackles for loss (1,147) and opponent third-down conversion percentage (30.2%), second in opponent pass efficiency rating (111.1) and takeaways (244; tied), third in scoring defense (17.8 ppg) and opponent completion percentage (53.3), fourth in total defense (311.4 ypg) and

BIG 12 CHAMPIONSHIPS WON

SCHOOL	TOTAL	YEARS
Oklahoma	14	('00, '02, '04, '06-08, '10, '12, '15-20)
Baylor	3	('13-14, '21)
Texas	3	('96, '05, '09)
Kansas State	2	('03, '12)
Nebraska	2	('97, '99)
Colorado	1	('01)
Oklahoma State	1	('11)
TCU	1	('14)
Texas A&M	1	('98)

BEST RECORDS SINCE 2015

SCHOOL	RECORD
1. Alabama	95-8
2. Clemson	92-10
3. Ohio State	82-10
4. Oklahoma	81-14
5. Georgia	79-18

2022 WEEKLY TEAM CAPTAINS

Oklahoma's 2022 team captains are chosen on a weekly basis. OU's five captains for the Nebraska game were:

No.	Name	Class	Pos.
5	Billy Bowman	So.	DB
71	Anton Harrison	Jr.	OL
12	Drake Stoops	R-Sr.	WR
28	Danny Stutsman	So.	LB
37	Michael Turk	R-Sr.*	P

*Super senior

Game 1: Justin Broiles, Dillon Gabriel, David Ugwoegbu, DaShaun White, Brayden Willis

Game 2: Eric Gray, Reggie Grimes, Chris Murray, Woodi Washington, Theo Wease

VENABLES' TOP-10 2022 CLASS COMPRISED OF 21

Head coach Brent Venables' first Oklahoma recruiting class featured 21 scholarship players — 16 during the December signing period and five more in February. The class ranked No. 8 nationally by 247Sports, On3 and Rivals, and No. 9 by ESPN. OU's class ranked fifth best nationally by On3 in terms of average player ranking.

Of the 21 signees, 19 were ranked as four-star prospects on a five-star scale by 247Sports, ESPN, On3 or Rivals, while two others received three-star designation from at least one of those outlets.

All 21 signees were high schoolers and hail from eight states: six from Texas, four each from Oklahoma and Florida, two each from California and Nevada, and one each from Colorado, Kansas and Nebraska.

Ten of the Sooners' signees enrolled at OU for the spring semester and participated in team activities. They were receivers Nic Anderson and Jayden Gibson, running back Jovantae Barnes, quarterback Nick Evers, tight ends Kaden Helms and Jason Llewellyn, linebackers Jaren Kanak, Kip Lewis and Kobie McKinzie and defensive back Robert Spears-Jennings.

2022 OU RECRUITING CLASS

No.	Name	Class	Pos.
4	Nic Anderson	Fr.	WR
2	Jovantae Barnes	Fr.	RB
16	Jamarrien Burt	Fr.	DB
7	Nick Evers	Fr.	QB
1	Jayden Gibson	Fr.	WR
56	Gracen Halton	Fr.	DL
18	Kaden Helms	Fr.	DL
45	Kevonte Henry	Fr.	DL
7	Jaren Kanak	Fr.	LB
10	Kip Lewis	Fr.	LB
87	Jason Llewellyn	Fr.	TE
11	Kobie McKinzie	Fr.	LB
86	Cedric Roberts	Fr.	DL
27	Jayden Rowe	Fr.	DB
27	Gavin Sawchuk	Fr.	RB
76	Jacob Sexton	Fr.	OL
3	Robert Spears-Jennings	Fr.	DB
91	Alton Tarber	Fr.	DL
79	Jake Taylor	Fr.	OL
32	R Mason Thomas	Fr.	DL
24	Gentry Williams	Fr.	DB

pass defense (190.5 ypg), fifth in interceptions (148) and sixth in rushing defense (120.9 ypg). They won conference titles each year from 2015-20.

► From 1999-2011, Venables helped Oklahoma to the 2000 national championship, three other national championship game appearances (2003, '04 and '08) and seven Big 12 titles.

► Venables has received national accolades for his coaching and recruiting. He received the Frank Broyles Award in 2016 as the nation's top assistant coach after being named a finalist in 2015 and also in 2006 when the Sooners led the Big 12 in total defense and scoring defense. He was named FootballScoop's Defensive Coordinator of the Year in 2014 and Rivals.com's Recruiter of the Year in 2015.

OU'S BIG 12 DOMINATION

► Oklahoma's win over Iowa State in the 2020 Big 12 Championship resulted in the Sooners' sixth straight Big 12 title and 14th since 2000 (no other program has won more than two during the span). For perspective, the two Power Five programs with the next most conference titles this millennium are Ohio State (11 in Big Ten) and Oregon (eight in Pac-10/Pac-12).

► OU's 14 Big 12 titles are 11 more than the program with the next most. Baylor and Texas have each won three Big 12 championships and are followed by Kansas State and Nebraska (two each), and Colorado, Oklahoma State, TCU and Texas A&M (one each). Colorado and Nebraska left the Big 12 after the 2010 season and Texas A&M departed after the 2011 campaign.

► Since 2010, OU has won eight Big 12 titles and is followed by Baylor (three) and Kansas State, Oklahoma State and TCU (one each).

► Since 2000, OU has won more Big 12 championships (14) than it has lost home games (11).

► Oklahoma is 54-8 (.871) in regular season Big 12 play since the start of the 2015 season. Oklahoma State ranks second during that period (42-21; .667), Iowa State, TCU and West Virginia third (33-30; .524) and Texas sixth (32-30; .516).

► Oklahoma is the only program to win at least three straight Big 12 titles, and it has done so twice (2006-08 and 2015-20). Baylor (2013-14) is the only other program to win two Big 12 championships in a row.

► At 11-1, the Sooners are the only program with a winning record in Big 12 Championship games. Texas (3-3) and Baylor (1-1) have the next best marks.

► Over the last seven years, OU has posted a 54-8 (.844) record in regular season Big 12 play. The next best mark during the stretch is 42-21 (.667) by Oklahoma State.

RECORD SPRING GAME CROWD

► Oklahoma's April 23 spring game drew a crowd of 75,360, setting a record for the event. The attendance figure was more than 20,000 higher than the previous OU spring game record and led the nation's 2022 spring games, according to 247Sports (Georgia was second at 68,002, Penn State third at 62,000, Ohio State fourth at 60,007 and Nebraska fifth at 54,357).

SEVEN 2022 NFL DRAFTEES

► Oklahoma had seven players picked in the 2022 NFL Draft, tied for its second most since the 2005 season. Its first four selections were defensive players, the first time for that feat since 1984. Outside linebacker **Nik Bonitto** was selected in the second round by the Denver Broncos. He was followed by linebacker **Brian Asamoah** in the third round (Minnesota Vikings), defensive lineman **Perrier Winfrey** in the fourth round (Cleveland Browns), safety **Delarrin Turner-Yell** in the fifth round (Denver), wide receiver **Michael Woods II** in the sixth round (Cleveland), defensive end **Isaiah Thomas** in the seventh round (Cleveland) and offensive lineman **Marquis Hayes** in the seventh round (Arizona Cardinals). Since 2000, 111 Sooners have been selected, which is 36 more than the next-closest Big 12 program during that span (Texas, 75).

STOOPS INDUCTED INTO COLLEGE HALL OF FAME, WILLIAMS ON DECK

► The owner of the most wins in Oklahoma football history and engineer of 10 Big 12 Conference titles and the 2000 national championship, **Bob Stoops** was inducted into the National Football Foundation (NFF) and College Hall of Fame on Dec. 7 in his first year of eligibility. Stoops posted a 190-48 (.798) record at Oklahoma and coached the Sooners to a school-record 18 consecutive bowl berths. He was the only coach in the BCS era to win the Fiesta Bowl, Orange Bowl, Rose Bowl, Sugar Bowl and the national championship, and accumulated more victories over the first 18 seasons of a head coaching career than anyone in the game's history.

► One of his star pupils, defensive back **Roy Williams** will join Stoops in the Hall when he is inducted Dec. 6, 2022. Williams, who helped OU to the 2000 national title as a redshirt sophomore, was a unanimous All-American in 2001 who won the Nagurski (nation's top defender) and Thorpe (top defensive back) awards. He was also named Big 12 Defensive Player of the Year and finished seventh in Heisman Trophy voting, the highest finish of the year by a non-quarterback. He ended the year with 107 tackles, 14 tackles for loss, five interceptions, 22 pass breakups and three fumble recoveries.

HEISMAN U

► Quarterbacks **Baker Mayfield** and **Kyler Murray** became Oklahoma's sixth and seventh Heisman Trophy winners in 2017 and '18, respectively, moving the Sooners into a tie with Notre Dame and Ohio State for the most Heisman winners. Other OU winners were QB **Sam Bradford** in 2008, QB **Jason White** in 2003, RB **Billy Sims** in 1978, RB **Steve Owens** in 1969 and RB **Billy Vessels** in 1952.

► Quarterback **Jalen Hurts** was the 2019 Heisman Trophy runner-up and became Oklahoma's 11th Heisman finalist, tied with Alabama for most of any school (finalists were first named in 1982). Miami (Fla.) ranks third with nine finalists, Florida ranks fourth with eight and Ohio State ranks fifth with seven.

CFP APPEARANCES

Oklahoma has made four appearances in the eight-year history of the College Football Playoff, all in the last seven seasons. It is the only Big 12 program to qualify for the event.

PROGRAM	CFPs
Alabama	7
Clemson	6
Oklahoma	4
Ohio State	4
Georgia	2
Notre Dame	2

SOONERS WHO HAVE GRADUATED

DAVIS BEVILLE (R-JR., QB)

Marketing

JUSTIN BROILES (R-SR., DB)

African and African American studies

ROBERT CONGEL (R-SR., OL)

Urban and regional development (bachelor's)
Organizational leadership (master's)

KYLE ERGENBRIGHT (R-SR., OL)

Finance

ERIC GRAY (SR., RB)

Multidisciplinary studies

JEFFERY JOHNSON (SR., DL)

Health and wellness

KASEY KELLEHER (R-SR., LB)

Human relations

JORDAN KELLEY (R-SR., LS)

Criminology

TREY MORRISON (SR., DB)

Exercise and sport science

MICHAEL TURK (R-SR., P)

Liberal studies

DASHAUN WHITE (SR., LB)

Human relations

BRAYDEN WILLIS (SR., TE)

Economics

[^] Denotes "super senior"

CALMUS, HEUPEL, SELMON ON COLLEGE HALL OF FAME BALLOT

The National Football Foundation (NFF) and College Hall of Fame announced the 2023 ballot for induction into the College Football Hall of Fame on June 6 and former University of Oklahoma standouts Rocky Calmus, Josh Heupel and Dewey Selmon earned spots among the 80 players listed on the College Hall of Fame from the Football Bowl Subdivision.

One of the nation's top defenders during OU's return to prominence at the beginning of head coach Bob Stoops' tenure, Calmus defined his position. The linebacker earned AP Big 12 Defensive Player of the Year and first-team All-America honors in 2000, won the Butkus Award as the nation's top linebacker as a senior in 2001 and was a finalist for the Nagurski and Bednarik Awards (given to the nation's best defender) and the Lombardi Award (country's top interior player).

The runner-up for the 2000 Heisman Trophy, Josh Heupel became Oklahoma's first consensus All-America quarterback and the first Sooners signal-caller to earn All-America honors since Jack Mildren in 1971. A junior college transfer, Heupel was one of Bob Stoops' first OU recruits and is largely credited with turning an offense that statistically ranked as one of the worst in the nation before his arrival into one of the country's most explosive.

One part of the famed and feared Selmon brothers defensive line trio for Oklahoma's vaunted defenses of the early and mid-1970s, Dewey Selmon starred at both defensive tackle and nose guard. In his four years on campus, the Sooners posted a 43-2-1 record, won four straight Big Eight championships and captured national titles his junior and senior seasons of 1974 and '75. In a 16-13 win over Texas in 1974, he registered 22 tackles, which still stands as the single-game school record by a defensive lineman.

► OU boasts a nation-leading 10 Heisman finalists in the last 21 years (since 2000). Alabama ranks second with nine while Ohio State and Stanford rank third with five each.

► Oklahoma is the only program to ever produce five Heisman finalists in a four-year period (Hurts in 2019 [runner-up], Murray in 2018 [won], Mayfield in 2017 [won] and Mayfield [finished third] and receiver **Dede Westbrook** [finished fourth] in 2016). With Mayfield's and Murray's wins, OU is the only program to produce different quarterback winners in consecutive seasons.

► OU is tied for the most Heisman runners-up, as well (six). OU's second-place Heisman finishers were **Kurt Burris** (1954), **Greg Pruitt** (1972), Sims (1979), **Josh Heupel** (2000), **Adrian Peterson** (2004) and Hurts (2019).

► Oklahoma has produced four Heisman Trophy winners in the last 19 years. Only four other programs have produced four winners ever (Notre Dame and Ohio State seven, USC six and Alabama four).

► An OU quarterback finished in the top four of Heisman voting in five consecutive years (Mayfield fourth in 2015, third in 2016 and first in 2017; Murray first in 2018; Hurts second in 2019).

COLLEGE FOOTBALL'S BEST

► During the modern era of college football (since the end of World War II), the Sooners are the nation's No. 1 team with more wins (687) than any other program (next most is 649 by Alabama).

► OU has finished in the top 5 of the AP poll a nation-leading 33 times.

► OU leads all FBS programs with 50 all-time conference championships. The rest of the top five includes Nebraska (46), Michigan (43), Ohio State (39) and USC (37). The Sooners' 14 league titles since 2000 are the most among Power Five programs (Ohio State ranks second with 11).

► No program has more all-time 10-win seasons than Oklahoma, which is tied with Alabama with 41 (OU has a nation-leading 18 10-win campaigns since 2000). In addition, OU's 27 seasons with at least 11 wins are the most in college football history.

► Since former head coach **Bob Stoops** arrived in Norman in 1999, OU leads the country with its 11,936 points scored, which is 554 points more than second-place Boise State (11,382) and 1,055 more than third-place Oregon (10,881).

► OU's 80 consensus All-Americans since 1950 are the most nationally (Alabama ranks second with 74 and Ohio State third with 72). Since 2000, the Sooners have produced 30 consensus All-Americans, second only to Alabama.

► OU is the only program that has produced at least four NFL Draft picks each of the last 15 years.

EXTRA POINTS

► Oklahoma ranks 19th nationally (sixth among teams with at least 2.0 returns per game) with its 15.9 yards per punt return. **Marvin Mims Jr.** ranks sixth nationally with his 19.7 yards per return (118 yards on six returns). The Sooners have already almost doubled their total punt return yards from last year (12 returns for 69 yards in 2021; eight returns for 127 yards this season).

► The Sooners have outscored opponents 35-7 in the first quarter and 52-0 in the third quarter this season.

► OU has given up one play of 30 or more yards this season. Only Iowa and Tulane have given up none.

► Oklahoma is 43-4 all-time as the No. 6-ranked team in the AP poll (23-2 at home). Its last home loss as the No. 6 team in the AP poll was a 24-19 decision against No. 15 Kansas State in 2012 (the other was a loss to No. 1 Notre Dame in 1953). The Sooners have won their last five home games as the sixth-ranked team in the AP poll. The most recent was a 55-19 victory over Texas Tech in 2019.

► Forty-seven of OU's 115 players (41%) are new to the program this season, while 60 players (52%) had never played in a game for the Sooners prior to the opener vs. UTEP. Of the 47 new players, 23 are on offense, 21 are on defense and three are special-teamers (one kicker, one punter and one long snapper).

► Every OU freshman class from 1999-2019 has won at least one Big 12 championship and all but the 2011 freshman class have won at least two. The 2015, 2016 and 2017 freshman classes each won four Big 12 titles.

► Since 2000, OU is the only program in the country that has not had a losing record in any season.

► OU has won 80 straight games when holding opponents to 23 or fewer points. The last time OU held an opponent to 23 or fewer points and lost was in 2009 (fell 10-3 at Nebraska on Nov. 7).

► Since the start of the 2012 season, OU is 83-5 when scoring at least 35 points and 72-3 when scoring at least 40.

► The Sooners are tied for third with their four College Football Playoff appearances (2015, 2017, 2018 and 2019). They are the only Big 12 program to qualify for the CFP.

► Oklahoma has registered winning streaks of at least seven games in a school-record seven straight seasons. The previous program record for seven-game winning streaks was six consecutive campaigns (1953-58) under **Bud Wilkinson**. Since 1980, only Boise State (11 straight seasons; 2002-12) and Alabama (10 straight seasons; 2011-20) have also posted winning streaks of at least seven games in seven consecutive years.

► Oklahoma is tied for the national lead with five No. 1 overall NFL Draft picks. OU has produced three No. 1 overall picks in the last 13 years alone. No other school has produced more than one during that period.

► After finishing tied for second place at 7-2 in conference play last season, OU failed to qualify for the Big 12 Championship game, snapping a string of six straight league crowns. The Sooners had won their six consecutive titles (2015-2020) in outright fashion, becoming, with Clemson the same years, the first Power Five program to win at least six straight outright conference championships since OU claimed 12 Big Six/Seven crowns in a row under Wilkinson (1948-59).

SOONERS FOURTH IN ALL-TIME WINS

Oklahoma passed Notre Dame and Texas in all-time wins Sept. 10. Here's a look at the top 10:


PROGRAM	RECORD
1. Michigan	979-352-36
2. Alabama	945-333-43
3. Ohio State	945-329-53
4. Oklahoma	931-331-53
5. Notre Dame	930-333-42
6. Texas	930-386-33
7. Penn State	912-404-42
8. Nebraska	908-412-40
9. USC	859-361-54
Tennessee	859-408-53

MOST CONFERENCE TITLES

Oklahoma leads all of college football with its 50 conference championships.

PROGRAM	TITLES
Oklahoma	50
Nebraska	46
Michigan	43
Ohio State	39
USC	37

GAYLORD FAMILY OKLAHOMA MEMORIAL STADIUM



OU's \$160 million stadium renovation and modernization project bowled in the south end of the facility and added premium seating and a 62-foot-by-38-foot video board.

OKLAHOMA'S PALACE ON THE PRAIRIE

- Gaylord Family — Oklahoma Memorial Stadium, one of America's most recognized college football cathedrals, is hosting football games for the 100th year this season. Situated on the east side of the Norman campus, this historical facility is the largest sports arena in the state and ranks among the 18 largest on-campus facilities in the nation.
- In 1921, University of Oklahoma students started a movement for construction of a student union. By 1925, the idea had grown to include a combined football stadium/student union. In the original architect's drawings, the north end of the proposed structure was strikingly similar to the present Oklahoma Memorial Union, which eventually was constructed separately when head coach and athletics director Bennie Owen suggested it would be best to raise funds for a union and a stadium.
- The field is named Owen Field after Owen, who became a charter member of the National Football Hall of Fame. The first game played at the site took place Oct. 20, 1923 (a 63-7 win over Washington, Mo.).
- In 1925, the first contest was played in front of the new stands on the west side of the field. The 16,000-seat Oklahoma Memorial Stadium, named in honor of University personnel who died in World War I, was erected at a cost of approximately \$293,000.
- Expansions increased the stadium's capacity to 32,000 (1929), 55,000 (1949), 61,836 (1957), 71,187 (1975), 75,004 (1980), 72,765 (1998), 82,112 (2003) and 83,489 (2016). With last year's widening of aisles and some seats, capacity dropped to 80,126.
- In July, 1970 the original natural grass surface was removed and artificial turf was installed. That tartan turf was replaced with super turf before the 1981 season. Owen Field returned to grass in 1994.

RECENT RENOVATION

- The OU Board of Regents approved a proposal from OU Athletics on June 25, 2014, to proceed with the development of plans and projects for a major renovation and modernization of the stadium at an estimated cost of \$160 million. The project was carried out entirely from Athletics Department-generated capital funds, bond funds and other private sources.
- The first phase of the building project was completed prior to the 2016 home opener with a focus on the south end zone. The most visible aspect is a completed south end zone seating bowl, a feature that initially increased the seating capacity to 83,489. The addition of handrails and some seat and aisle widening in 2019 reduced capacity to 80,126.
- The seating bowl features an expanded concourse, additional restrooms and concessions, and other amenities. The new structure features 22 suites, 60 open-air loge boxes and 1,976 club seats. Club patrons also benefit from two new clubs.
- Among the most unique features of the new south end zone facility are a pair of open-air fan plazas, one each in the southwest and southeast corners. They each measure at slightly more than 3,000 square feet each and feature a view directly to the game field.
- All student-athlete services in the new building were moved to the ground floor. That space, completed this past summer, includes a new locker room, strength and conditioning area, training room, nutrition center, meeting rooms and the equipment operation. The third floor of the building houses all of the football offices and the team's video department.
- The weight room nearly tripled in size to 26,600 square feet and includes a 70-yard turfed, indoor speed and agility training area. The athletic training room also grew substantially to nearly 10,000 square feet.
- A significantly larger and more detailed video board has replaced the old video board above the north end zone for 2018. The new board is 62 feet x 38 feet (2,356 square feet).

STADIUM QUICK FACTS

First Game:	Oct. 20, 1923
Result:	OU 63, Washington (Mo.) 7
OU's Stadium Record:	413-88-16 (.814)
Field Name:	Owen Field
Capacity:	80,126
Surface:	Natural Grass
Record Crowd:	88,308 (11/11/17 vs. TCU)

OU'S STADIUM BESTS

INDIVIDUAL

Rushing Yards:	427, Samaje Perine vs. Kansas, 2014
Passing Yards:	500, Landry Jones vs. Okla. State, 2012
Receiving Yards:	208, Ryan Broyles vs. Colorado, 2010
Tackles:	28, Kenneth Murray vs. Army, 2018
Interceptions:	3 (three players)
Sacks:	5, Cedric Jones vs. Texas Tech, 1994

TEAM

Rushing Yards:	768 vs. Kansas State, 1988
Passing Yards:	512 vs. Oklahoma State, 2012
Total Yards:	829 vs. Kansas State, 1988
Points:	79 vs. North Texas, 2007
First Downs:	44 vs. Oklahoma State, 2012



BRENT VENABLES

**NAMED OU'S 23RD HEAD COACH DEC. 5, 2021 • FORMER K-STATE/OKLAHOMA/CLEMSON ASSISTANT
THREE NATIONAL CHAMPIONSHIPS (ONE WITH OKLAHOMA, TWO WITH CLEMSON)
EIGHT NATIONAL CHAMPIONSHIP GAME APPEARANCES • COACHED IN 32 BOWL GAMES
13 CONFERENCE CHAMPIONSHIPS • THREE-TIME BROYLES AWARD FINALIST (2016 WINNER)**

A former 13-year University of Oklahoma assistant coach who won a national championship with the Sooners and two more with Clemson University during an ultra-successful 10-year stint as defensive coordinator, Brent Venables was named OU's 23rd head football coach Dec. 5, 2021.

The 51-year-old Venables served as co-defensive coordinator and linebackers coach at Oklahoma from 1999-2003 and as associate head coach, defensive coordinator and linebackers coach from 2004-11 under former head coach Bob Stoops. Venables has coached in eight national championship games between his time at OU and Clemson, winning titles with the Sooners in 2000 and Tigers in 2016 and 2018. In 26 years as a full-time assistant coach, Venables' teams posted 26 winning seasons, won 13 conference titles, went to 30 bowl games (includes four College Football Playoff National Championship games) and won at least 10 games 22 times.

Since joining Clemson prior to the 2012 season, Venables constructed one of the nation's top defenses. Over the last 10 years, the Tigers ranked first nationally in sacks (445; next most was 392), tackles for loss (1,159) and opponent third-down conversion percentage (30.2%), second in opponent pass efficiency rating (111.1) and takeaways (244; tied), third in scoring defense (17.8 ppg) and opponent completion percentage (53.3), fourth in total defense (311.4 ypg) and pass defense (190.5 ypg), fifth in interceptions (148) and sixth in rushing defense (120.9 ypg). They won conference titles each year from 2015-20.

Since 2000, Venables has coached eight national award winners and 18 consensus All-Americans. In that time, 57 defensive players under his guidance have been selected in the NFL Draft (12 first-rounders), including 15 linebackers, two of whom were first-round picks.

As a defensive coordinator and linebackers coach, Venables has produced winners of three Butkus Awards (OU's Rocky Calmus in 2001 and Teddy Lehman in 2003, and CU's Isaiah Simmons in 2019), two Nagurski Awards (OU's Roy Williams in 2001 and Derrick Strait in 2003), two Thorpe Awards (Williams in 2001 and Strait in 2003) and one Bednarik Award (Lehman in 2003). And in 2018, Clemson defensive tackle Christian Wilkins was the school's first winner of William V. Campbell Trophy, known as the "Academic Heisman."

Venables has received national accolades for his coaching and recruiting. He received the Frank Broyles Award in 2016 as the nation's top assistant coach after being named a finalist in 2015. He was named FootballScoop's Defensive Coordinator of the Year in 2014 and Rivals.com's Recruiter of the Year in 2015.

Venables' defensive units have been remarkably consistent over the last decade. Each of the last eight Clemson defenses have ranked in the top 15 nationally in yards allowed and seven of the last eight have ranked in the top 20 in points allowed. Over the last eight years, his units have ranked first (in 2014), 10th, eighth, fourth, fifth, sixth, 15th and ninth (last season) in total defense. Additionally, his units ranked first or second in the ACC in total defense each of the last eight years (ranked first in six of those seasons).

Under Venables' tutelage this year, Clemson ranks second nationally in scoring defense (15.0 ppg) and red zone defense (62.1 conversion percentage), fourth in sacks (3.4 per game), eighth in rushing defense (98.8 ypg) and ninth in total defense (308.4 ypg).

THE VENABLES FILE

Hometown Salina, Kan.
High School Salina South, 1989
College Kansas State, 1992
Family Wife, Julie
..... Sons, Jake and Tyler
..... Daughters, Laney and Addie

AS AN ASSISTANT COACH

Years 26
Combined Record 290-57
Conference Championships 13
National Championships 3
National Championship Game Appearances 8

Venables' 2020 Clemson defense tied for the national lead with 46 sacks, despite no player producing more than 4.5 sacks individually. His 2019 unit allowed fewer than 300 yards of total offense in each of its first 12 games of the season, the first defense nationally since at least 1996 to accomplish that feat. Clemson held 16 straight opponents to 20 or fewer points across the 2018-19 seasons, the best streak at the school since the 1937-40 seasons.

Clemson's 2018 squad led the nation in scoring defense (13.1 ppg) for the first time in school history and set a program record by recording 54 sacks.

Venables' Clemson defenses have ranked among the top 10 nationally in sacks each year since 2014 and ranked in the top 10 in tackles for loss from 2013-20. The units led the nation in TFLs every year from 2013-16. The Tigers also ranked among the top 50 nationally in takeaways in each of his 10 seasons.

From 1999-2011, Venables helped Oklahoma to the 2000 national championship, three other national championship game appearances (2003, '04 and '08) and seven Big 12 titles. He was a finalist for the Broyles Award in 2006 when OU led the Big 12 in total defense and scoring defense.

Oklahoma linebackers under Venables' direction earned three Big 12 Defensive Player of the Year awards, five Big 12 Defensive Newcomer of the Year accolades and six first-team All-America honors. Ten of his OU linebackers — and 31 defensive players overall — were taken in the 2000-12 NFL Drafts.

While Venables was at Oklahoma, the Sooners ranked among the top 16 nationally in total defense eight times (including each year from 2000-06) and among the top 20 in scoring defense eight times. OU led the Big 12 in scoring defense on four occasions (2000, '04, '06, '11) and topped the league in total defense three times (2003, '04, '06).

Prior to joining Stoops' first staff at Oklahoma, Venables coached linebackers at Kansas State (1996-98), holding the title of defensive running game coordinator in 1998, and served as a graduate assistant at K-State under Bill Snyder from 1993-95.

As a player at Kansas State (1991-92), Venables earned honorable mention All-Big Eight honors in 1992 after registering 124 tackles. He began his collegiate career at Garden City (Kan.) Community College (1989-90), where he earned All-America honors after recording 276 tackles.

A native of Salina, Kan., Venables received his bachelor's degree in political science from Kansas State in 1992. He and his wife Julie have four children: sons Jake and Tyler and daughters Laney and Addie.

COACHING HISTORY

2022: Oklahoma

Head Coach

2018-21: Clemson

Associate Head Coach, Defensive Coordinator, Linebackers

2012-17: Clemson

Defensive Coordinator, Linebackers

2004-11: Oklahoma

Associate Head Coach, Defensive Coordinator, Linebackers

1999-03: Oklahoma

Co-Defensive Coordinator, Linebackers

1998: Kansas State

Linebackers/Defensive Run Game Coord.

1996-97: Kansas State

Linebackers

1993-95: Kansas State

Graduate Assistant

BOWLS COACHED (32)

Year	Bowl	School
2020	Sugar (CFP)	Clemson
2019	CFP NCG	Clemson
2019	Fiesta (CFP)	Clemson
2018	CFP NCG	Clemson
2018	Cotton (CFP)	Clemson
2017	Sugar (CFP)	Clemson
2016	CFP NCG	Clemson
2016	Fiesta (CFP)	Clemson
2015	CFP NCG	Clemson
2015	Orange (CFP)	Clemson
2014	Russell Athletic	Clemson
2013	Orange	Clemson
2012	Chick-fil-A	Clemson
2011	Insight	Oklahoma
2010	Fiesta	Oklahoma
2009	Sun	Oklahoma
2008	BCS NCG	Oklahoma
2007	Fiesta	Oklahoma
2006	Fiesta	Oklahoma
2005	Holiday	Oklahoma
2004	Orange (BCS NCG)	Oklahoma
2003	Sugar (BCS NCG)	Oklahoma
2002	Rose	Oklahoma
2001	Cotton	Oklahoma
2000	Orange (BCS NCG)	Oklahoma
1999	Independence	Oklahoma
1998	Alamo	Kansas State
1997	Fiesta	Kansas State
1996	Cotton	Kansas State
1995	Holiday	Kansas State
1994	Aloha	Kansas State
1993	Copper	Kansas State

OKLAHOMA COACHING STAFF



Brent Venables
Head Coach



Jeff Lebby
Offensive Coordinator/
Quarterbacks



Ted Roof
Defensive Coordinator/
Linebackers



Todd Bates
Associate Head Coach/Co-De-
fensive Coord./Run Defense/
Defensive Tackles



Bill Bedenbaugh
Offensive Line



Miguel Chavis
Defensive Ends



Joe Jon Finley
Tight Ends



Brandon Hall
Safeties



DeMarco Murray
Running Backs



Jay Valai
Co-Defensive Coordinator/
Pass Defense/Cornerbacks and
Nickelbacks



L'Damian Washington
Wide Receivers (Interim)



Jerry Schmidt
Director of Sports
Enhancement and Strength
and Conditioning

No.	Player	Pos.	Ht.	Wt.	Yr.	Hometown (Previous School)
0	Eric Gray*	RB	5-10	210	Sr.	Memphis, Tenn. (University of Tennessee)
0	Woodi Washington**	DB	5-11	196	R-Jr.	Murfreesboro, Tenn. (Oakland HS)
1	Joshua Eaton**	DB	6-1	183	Jr.	Houston, Texas (Aldine MacArthur HS)
1	Jayden Gibson	WR	6-5	195	Fr.	Winter Garden, Fla. (West Orange HS)
2	Jovantae Barnes	RB	6-0	200	Fr.	Las Vegas, Nev. (Desert Pines HS)
2	David Ugwoegbu***	LB	6-4	250	Sr.	Katy, Texas (Seven Lakes HS)
3	Jalil Farooq*	WR	6-1	203	So.	Lanham, Md. (Dr. Henry A. Wise Jr. HS)
3	Robert Spears-Jennings	DB	6-1	208	Fr.	Broken Arrow, Okla. (Broken Arrow HS)
4	Nic Anderson	WR	6-4	200	Fr.	Katy, Texas (Katy HS)
4	Jaden Davis***	DB	5-10	183	Sr.	Fort Lauderdale, Fla. (St. Thomas Aquinas HS)
5	Micah Bowens	QB	5-11	190	R-So.	Las Vegas, Nev. (Penn State University)
5	Billy Bowman*	DB	5-10	190	So.	Denton, Texas (Ryan HS)
6	LV Bunkley-Shelton	WR	5-11	195	R-So.	Compton, Calif. (Arizona State University)
6	Trey Morrison	DB	5-9	188	Sr.*	Norcross, Ga. (University of North Carolina)
7	Nick Evers	QB	6-3	185	Fr.	Flower Mound, Texas (Flower Mound HS)
7	Jaren Kanak	LB	6-2	225	Fr.	Hays, Kan. (Hays HS)
8	Dillon Gabriel	QB	5-11	203	R-Jr.	Millilani, Hawai'i (UCF)
8	Jonah Lauulu	DL	6-5	265	R-Sr.	Las Vegas, Nev. (University of Hawai'i)
9	D.J. Graham**	DB	6-0	190	Jr.	Fort Worth, Texas (Keller Central HS)
9	Brayden Willis****	TE	6-4	240	Sr.*	Arlington, Texas (James Martin HS)
10	Kip Lewis	LB	6-1	201	Fr.	Carthage, Texas (Carthage HS)
10	Theo Wease**	WR	6-3	205	R-Jr.	Allen, Texas (Allen HS)
11	Davis Beville	QB	6-6	225	R-Jr.	Greenville, S.C. (University of Pittsburgh)
11	Kobie McKinzie	LB	6-2	238	Fr.	Lubbock, Texas (Lubbock-Cooper HS)
12	Key Lawrence*	DB	6-1	210	Jr.	Nashville, Tenn. (University of Tennessee)
12	Drake Stoops***	WR	5-10	190	R-Sr.	Norman, Okla. (Norman North HS)
13	J.J. Hester	WR	6-4	200	R-So.	Tulsa, Okla. (University of Missouri)
13	Shane Whitter**	LB	6-0	225	Jr.	Burlington, N.C. (Walter M. Williams HS)
14	General Booty	QB	6-2	190	So.	Allen, Texas (Tyler Junior College)
14	Reggie Grimes**	DL	6-4	270	Jr.	Antioch, Tenn. (Ravenwood HS)
15	Bryson Washington*	DB	6-2	190	R-So.	Los Angeles, Calif. (C.E. King HS [TX])
16	Jamarrien Burt	DB	6-0	185	Fr.	Ocala, Fla. (Forest HS)
16	Brian Darby**	WR	6-0	202	Jr.	College Station, Texas (A&M Consolidated HS)
17	Damond Harmon*	DB	6-0	180	So.	Richmond, Va. (Highland Springs HS)
17	Marvin Mims Jr.**	WR	5-11	182	Jr.	Frisco, Texas (Lone Star HS)
18	Kaden Helms	TE	6-5	225	Fr.	Bellevue, Neb. (Bellevue West HS)
19	Ralph Rucker	QB	6-0	207	R-Fr.	Lucas, Texas (Lovejoy HS)
19	Maureese Wren	DL	6-3	245	R-Sr.	Mesquite, Texas (Texas State University)
20	Clayton Smith	DL	6-4	245	R-Fr.	Queen City, Texas (Texas HS)
21	Kendall Dennis	DB	5-11	187	R-So.	Lakeland, Fla. (Lakeland HS)
21	Bentavious Thompson	RB	6-0	190	R-Sr.*	Miami, Fla. (UCF)
22	C.J. Coldon	DB	5-11	179	R-Sr.	Belleville, Ill. (University of Wyoming)
22	Daniel Parker	TE	6-2	245	Sr.*	Kansas City, Mo. (University of Missouri)
23	DaShaun White****	LB	6-0	222	Sr.*	North Richland Hills, Texas (Richland HS)
24	Marcus Major**	RB	6-0	225	R-Jr.	Oklahoma City, Okla. (Millwood HS)
24	Gentry Williams	DB	6-0	170	Fr.	Tulsa, Okla. (Booker T. Washington HS)
25	Justin Broiles****	DB	5-11	195	R-Sr.*	Oklahoma City, Okla. (John Marshall HS)
25	Jaden Knowles*	RB	5-8	195	R-Sr.	Kennedale, Texas (Southwestern Okla. State Univ.)
26	Kani Walker	DB	6-2	205	R-Fr.	Suwanee, Ga. (University of Louisville)
27	Jayden Rowe	DB	6-2	211	Fr.	Tulsa, Okla. (Union HS)
27	Gavin Sawchuk	RB	5-11	187	Fr.	Littleton, Colo. (Valor Christian HS)
28	Danny Stutsman*	LB	6-4	240	So.	Windermere, Fla. (Foundation Academy)
29	Jordan Mukes*	DB	6-1	207	So.	Midwest City, Okla. (Choctaw HS)
29	Tawee Walker	RB	5-9	217	So.	Peoria, Ariz. (Palomar College [Calif.])
31	Jalen Redmond**	DL	6-3	292	R-Jr.	Midwest City, Okla. (Midwest City HS)
31	Jackson Sumlin*	TE	6-2	220	R-So.	Tucson, Ariz. (Salpointe Catholic HS)
32	R Mason Thomas	DL	6-2	222	Fr.	Fort Lauderdale, Fla. (Cardinal Gibbons HS)
33	Marcus Stripling***	DL	6-3	245	Sr.	Houston, Texas (Mayde Creek HS)
34	Zach Schmit	K/P	5-10	185	R-So.	Oklahoma City, Okla. (Bishop McGuinness HS)
36	Josh Plaster	K/P	6-0	190	R-Jr.	Flower Mound, Texas (Arizona State Univ.)
36	Ty Taylor	CB	5-11	180	R-Sr.	La Marque, Texas (Abilene Christian University)
37	Justin Harrington	DB	6-3	215	R-Sr.	Raleigh, N.C. (Bakersfield [Calif.] College)
37	Michael Turk*	P	6-0	231	R-Sr.*	Dallas, Texas (Arizona State University)
38	Owen Heinecke	DB	6-2	202	R-Fr.	Tulsa, Okla. (Ohio State University)
39	Peter Schuh	DB	5-7	182	Fr.	Montvale, N.J. (St. Joseph Regional HS)
40	Ethan Downs*	DL	6-4	260	So.	Weatherford, Okla. (Weatherford HS)
41	Jake McCoy**	LB	6-3	228	R-Jr.	Edmond, Okla. (Edmond North HS)
43	Ryan Peoples	DB	5-11	187	R-Sr.	Norman, Okla. (Oklahoma City CC)
44	Kelvin Gilliam	DL	6-3	293	R-Fr.	Richmond, Va. (Highland Springs HS)
45	Kevonte Henry	DL	6-4	220	Fr.	Los Angeles, Calif. (Leuzinger HS)
46	Gavin Marshall	K	6-1	195	Fr.	Frisco, Texas (Frisco HS)
46	Gabriel McDaniel	DB	5-10	165	R-So.	Nashville, Tenn. (Middle Tennessee State Univ.)
47	Brady Braun	P	6-0	235	Fr.	Indianapolis, Ind. (Bishop Chatard HS)

No.	Player	Pos.	Ht.	Wt.	Yr.	Hometown (Previous School)
48	Eric Windham	DB	5-10	190	R-Jr.	Southlake, Texas (Carroll Senior HS)
49	Pierce Hudgens	DB	6-1	200	R-So.	Flower Mound, Texas (Flower Mound HS)
50	Ben Anderson	LS	6-5	240	Fr.	Charlotte, N.C. (Charlotte Latin School)
51	Kasey Kelleher****	LS	5-11	230	R-Sr.*	Peninsula, Ohio (Woodridge HS)
53	Darius Graham	DL	6-2	225	Fr.	Keller, Texas (Keller Central HS)
55	Aaryn Parks	OL	6-4	300	R-So.	Seat Pleasant, Md. (National Christian Academy)
56	Gracen Halton	DL	6-2	277	Fr.	San Diego, Calif. (St. Augustine HS)
56	Chris Murray**	OL	6-2	308	Sr.*	Palmdale, Calif. (UCLA)
57	Gunnar Allen	OL	6-0	295	Fr.	Aledo, Texas (Aledo HS)
58	Ethan Lane	LS	5-11	230	R-So.	Dallas, Texas (Jesuit College Prep. School of Dallas)
59	Savion Byrd	OL	6-5	310	R-Fr.	Cedar Hill, Texas (Duncanville HS)
60	Tyler Guyton	OL	6-7	320	R-So.	Manor, Texas (TCU)
63	Kyle Ergenbright	OL	6-5	305	R-Sr.*	Midwest City, Okla. (Univ. of Northern Colorado)
64	Wanya Morris*	OL	6-6	310	Sr.	Grayson, Ga. (University of Tennessee)
66	Robert Congel*	OL	6-4	322	R-Sr.*	Greenwood Village, Colo. (Univ. of Arizona)
69	Nate Anderson	OL	6-4	292	R-So.	Frisco, Texas (Rick Reedy HS)
70	Brey Walker***	OL	6-7	355	R-Sr.	Moore, Okla. (Westmoore HS)
71	Anton Harrison**	OL	6-5	315	Jr.	Washington, D.C. (Archbishop Carroll HS)
72	McKade Mettauer	OL	6-4	310	R-Jr.	The Woodlands, Texas (University of California)
73	Andrew Raym**	OL	6-4	305	Jr.	Broken Arrow, Okla. (Broken Arrow HS)
74	Marcus Alexander	OL	6-4	325	R-Jr.	Sunnyvale, Texas (Sunnyvale HS)
75	Cullen Montgomery	OL	6-4	330	R-Fr.	Pearland, Texas (Episcopal HS)
76	Jacob Sexton	OL	6-6	312	Fr.	Edmond, Okla. (Deer Creek HS)
77	Jeffery Johnson	DL	6-2	305	Sr.*	Brookhaven, Miss. (Tulane University)
78	Marcus Hicks	OL	6-6	302	R-Jr.	Wichita, Kan. (Northwest HS)
79	Jake Taylor	OL	6-6	300	Fr.	Las Vegas, Nev. (Bishop Gorman HS)
81	Trevon West*	WR	5-11	180	Jr.	Arlington, Texas (Lamar HS)
82	Gavin Freeman	WR	5-8	173	Fr.	Oklahoma City, Okla. (Heritage Hall HS)
83	Major Melson	WR	5-10	180	R-So.	Mansfield, Texas (Legacy HS)
84	Carsten Groos	TE	6-4	240	R-So.	Austin, Texas (Anderson HS)
85	Davion Woolen	WR	6-2	188	Fr.	Frisco, Texas (Wakeland HS)
86	Cedric Roberts	DL	6-3	275	Fr.	Pflugerville, Texas (Hendrickson HS)
87	Jason Llewellyn	TE	6-5	250	Fr.	Aledo, Texas (Aledo HS)
88	Dallas Dudley	WR	6-2	190	Fr.	Flower Mound, Texas (Marcus HS)
88	Jordan Kelley**	DL	6-4	288	R-Sr.	Tulsa, Okla. (Union HS)
89	Damon Smith*	WR	6-1	198	R-Jr.	Keller, Texas (Keller HS)
90	Josh Ellison**	DL	6-3	300	Sr.	College Station, Texas (Blinn College)
91	Alton Tarber	DL	6-2	322	Fr.	Deerfield Beach, Fla. (Deerfield Beach HS)
92	Kori Roberson**	DL	6-3	285	R-Jr.	Houston, Texas (Manvel HS)
93	Reed Lindsey	DL	6-4	268	R-Jr.	Clinton, Okla. (Clinton HS)
94	Isaiah Coe*	DL	6-2	305	R-Jr.	Homewood, Ill. (Iowa Western CC)
98	Hayden Bray	DL	6-4	265	R-Fr.	Austin, Texas (Westlake HS)

PRONUNCIATION GUIDE

Jovantae Barnes	jo-VON-tay	McKade Mettauer	meh-TAW-yer
Davis Beville	BEV-ull	Wanya Morris	WAHN-yay
Savion Byrd	SAY-vee-ahn	Jordan Mukes	MYEWKS (one syllable)
Robert Congel	CON-jull	Andrew Raym	RAIM
Nick Evers	EV-erz	Kori Roberson	RO-ber-son
Jalil Farooq	juh-LIL fuh-RUKE	Peter Schuh	SHOO
Carsten Groos	same as the word "gross"	Danny Stutsman	STUHTS-min
Damond Harmon	DAY-mond	David Ugwoegbu	uh-GWAY-boo
Anton Harrison	AN-tahn	Kani Walker	kuh-NAI
Kevonte Henry	kuh-VON-tay	Tawee Walker	TAH-wee
Jaren Kanak	JAIR-in CAN-ick	Theo Wease	WEESE
Kasey Kelleher	KELL-uh-her	Trevon West	TRAY-von
Jonah Lauulu	lah-OO-loo	Davion Woolen	DAY-vee-on
Jason Llewellyn	loo-WELL-in		

* Indicates number of letters earned at Oklahoma
^ Indicates "super senior" (was also a senior in 2021)
Last updated Aug. 23, 2022
Weights as of Aug. 17, 2022

No.	Player	Pos.	Ht.	Wt.	Yr.	Hometown (Previous School)
74	Marcus Alexander	OL	6-4	325	R-Jr.	Sunnyvale, Texas (Sunnyvale HS)
57	Gunnar Allen	OL	6-0	295	Fr.	Aledo, Texas (Aledo HS)
50	Ben Anderson	LS	6-5	240	Fr.	Charlotte, N.C. (Charlotte Latin School)
69	Nate Anderson	OL	6-4	292	R-So.	Frisco, Texas (Rick Reedy HS)
4	Nic Anderson	WR	6-4	200	Fr.	Katy, Texas (Katy HS)
2	Jovantae Barnes	RB	6-0	200	Fr.	Las Vegas, Nev. (Desert Pines HS)
11	Davis Beville	QB	6-6	225	R-Jr.	Greenville, S.C. (University of Pittsburgh)
14	General Booty	QB	6-2	190	So.	Allen, Texas (Tyler Junior College)
5	Micah Bowns	QB	5-11	190	R-So.	Las Vegas, Nev. (Penn State University)
5	Billy Bowman*	DB	5-10	190	So.	Denton, Texas (Ryan HS)
47	Brady Braun	P	6-0	235	Fr.	Indianapolis, Ind. (Bishop Chatard HS)
98	Hayden Bray	DL	6-4	265	R-Fr.	Austin, Texas (Westlake HS)
25	Justin Broiles****	DB	5-11	195	R-Sr.^	Oklahoma City, Okla. (John Marshall HS)
6	LV Bunkley-Shelton	WR	5-11	195	R-So.	Compton, Calif. (Arizona State University)
16	Jamarrien Burt	DB	6-0	185	Fr.	Ocala, Fla. (Forest HS)
59	Savion Byrd	OL	6-5	310	R-Fr.	Cedar Hill, Texas (Duncanville HS)
94	Isaiah Coe*	DL	6-2	305	R-Jr.	Homewood, Ill. (Iowa Western CC)
22	C.J. Coldon	DB	5-11	185	R-Sr.	Belleville, Ill. (University of Wyoming)
66	Robert Congel*	OL	6-4	322	R-Sr.^	Greenwood Village, Colo. (Univ. of Arizona)
16	Brian Darby**	WR	6-0	202	Jr.	College Station, Texas (A&M Consolidated HS)
4	Jaden Davis***	DB	5-10	183	Sr.	Fort Lauderdale, Fla. (St. Thomas Aquinas HS)
21	Kendall Dennis	DB	5-11	187	R-So.	Lakeland, Fla. (Lakeland HS)
40	Ethan Downs*	DL	6-4	260	So.	Weatherford, Okla. (Weatherford HS)
88	Dallas Dudley	WR	6-2	190	Fr.	Flower Mound, Texas (Marcus HS)
1	Joshua Eaton**	DB	6-1	183	Jr.	Houston, Texas (Aldine MacArthur HS)
90	Josh Ellison**	DL	6-3	300	Sr.	College Station, Texas (Blinn College)
63	Kyle Ergenbright	OL	6-5	305	R-Sr.^	Midwest City, Okla. (Univ. of Northern Colorado)
7	Nick Evers	QB	6-3	185	Fr.	Flower Mound, Texas (Flower Mound HS)
3	Jalil Farooq*	WR	6-1	203	So.	Lanham, Md. (Dr. Henry A. Wise Jr. HS)
82	Gavin Freeman	WR	5-8	173	Fr.	Oklahoma City, Okla. (Heritage Hall HS)
8	Dillon Gabriel	QB	5-11	203	R-Jr.	Millilani, Hawai'i (UCF)
1	Jayden Gibson	WR	6-5	195	Fr.	Winter Garden, Fla. (West Orange HS)
44	Kelvin Gilliam	DL	6-3	293	R-Fr.	Richmond, Va. (Highland Springs HS)
53	Darius Graham	DL	6-2	225	Fr.	Keller, Texas (Keller Central HS)
9	D.J. Graham**	DB	6-0	190	Jr.	Fort Worth, Texas (Keller Central HS)
0	Eric Gray*	RB	5-10	210	Sr.	Memphis, Tenn. (University of Tennessee)
14	Reggie Grimes**	DL	6-4	270	Jr.	Antioch, Tenn. (Ravenwood HS)
84	Carsten Groos	TE	6-4	240	R-So.	Austin, Texas (Anderson HS)
60	Tyler Guyton	OL	6-7	320	R-So.	Manor, Texas (TCU)
56	Gracen Halton	DL	6-2	277	Fr.	San Diego, Calif. (St. Augustine HS)
17	Damond Harmon*	DB	6-0	180	So.	Richmond, Va. (Highland Springs HS)
37	Justin Harrington	DB	6-3	215	R-Sr.	Raleigh, N.C. (Bakersfield [Calif.] College)
71	Anton Harrison**	OL	6-5	315	Jr.	Washington, D.C. (Archbishop Carroll HS)
38	Owen Heinecke	DB	6-2	202	R-Fr.	Tulsa, Okla. (Ohio State University)
18	Kaden Helms	TE	6-5	225	Fr.	Bellevue, Neb. (Bellevue West HS)
45	Kevonte Henry	DL	6-4	220	Fr.	Los Angeles, Calif. (Leuzinger HS)
13	J.J. Hester	WR	6-4	200	R-So.	Tulsa, Okla. (University of Missouri)
78	Marcus Hicks	OL	6-6	302	R-Jr.	Wichita, Kan. (Northwest HS)
49	Pierce Hudgens	DB	6-1	200	R-So.	Flower Mound, Texas (Flower Mound HS)
77	Jeffery Johnson	DL	6-2	305	Sr.^	Brookhaven, Miss. (Tulane University)
7	Jaren Kanak	LB	6-2	225	Fr.	Hays, Kan. (Hays HS)
51	Kasey Kelleher****	LS	5-11	230	R-Sr.^	Peninsula, Ohio (Woodridge HS)
88	Jordan Kelley**	DL	6-4	288	R-Sr.	Tulsa, Okla. (Union HS)
25	Jaden Knowles*	RB	5-8	195	R-Sr.	Kennedale, Texas (Southwestern Okla. State Univ.)
58	Ethan Lane	LS	5-11	230	R-So.	Dallas, Texas (Jesuit College Prep. School of Dallas)
8	Jonah Lau	DL	6-5	265	R-Sr.	Las Vegas, Nev. (University of Hawai'i)
12	Key Lawrence*	DB	6-1	210	Jr.	Nashville, Tenn. (University of Tennessee)
10	Kip Lewis	LB	6-1	201	Fr.	Carthage, Texas (Carthage HS)
93	Reed Lindsey	DL	6-4	268	R-Jr.	Clinton, Okla. (Clinton HS)
87	Jason Llewellyn	TE	6-5	250	Fr.	Aledo, Texas (Aledo HS)
24	Marcus Major**	RB	6-0	220	R-Jr.	Oklahoma City, Okla. (Millwood HS)
46	Gavin Marshall	K	6-1	195	Fr.	Frisco, Texas (Frisco HS)
41	Jake McCoy**	LB	6-3	228	R-Jr.	Edmond, Okla. (Edmond North HS)
46	Gabriel McDaniel	DB	5-10	165	R-So.	Nashville, Tenn. (Middle Tennessee State Univ.)
11	Kobie McKinzie	LB	6-2	238	Fr.	Lubbock, Texas (Lubbock-Cooper HS)
83	Major Melson	WR	5-10	180	R-So.	Mansfield, Texas (Legacy HS)
72	McKade Mettauer	OL	6-4	310	R-Jr.	The Woodlands, Texas (University of California)
17	Marvin Mims Jr.**	WR	5-11	182	Jr.	Frisco, Texas (Lone Star HS)
75	Cullen Montgomery	OL	6-4	330	R-Fr.	Pearland, Texas (Episcopal HS)
64	Wanya Morris*	OL	6-6	310	Sr.	Grayson, Ga. (University of Tennessee)
6	Trey Morrison	DB	5-9	188	Sr.^	Norcross, Ga. (University of North Carolina)
29	Jordan Mukes*	DB	6-1	207	So.	Midwest City, Okla. (Choctaw HS)
56	Chris Murray**	OL	6-2	308	Sr.^	Palmdale, Calif. (UCLA)

No.	Player	Pos.	Ht.	Wt.	Yr.	Hometown (Previous School)
22	Daniel Parker	TE	6-2	245	Sr.^	Kansas City, Mo. (University of Missouri)
55	Aaryn Parks	OL	6-4	300	R-So.	Seat Pleasant, Md. (National Christian Academy)
43	Ryan Peoples	DB	5-11	187	R-Sr.	Norman, Okla. (Oklahoma City CC)
36	Josh Plaster	K/P	6-0	190	R-Jr.	Flower Mound, Texas (Arizona State Univ.)
73	Andrew Raym**	OL	6-4	305	Jr.	Broken Arrow, Okla. (Broken Arrow HS)
31	Jalen Redmond**	DL	6-3	292	R-Jr.	Midwest City, Okla. (Midwest City HS)
92	Kori Roberson**	DL	6-3	285	R-Jr.	Houston, Texas (Manvel HS)
86	Cedric Roberts	DL	6-3	275	Fr.	Pflugerville, Texas (Hendrickson HS)
27	Jayden Rowe	DB	6-2	211	Fr.	Tulsa, Okla. (Union HS)
19	Ralph Rucker	QB	6-0	207	R-Fr.	Lucas, Texas (Lovejoy HS)
27	Gavin Sawchuk	RB	5-11	187	Fr.	Littleton, Colo. (Valor Christian HS)
34	Zach Schmit	K/P	5-10	185	R-So.	Oklahoma City, Okla. (Bishop McGuinness HS)
39	Peter Schuh	DB	5-7	182	Fr.	Montvale, N.J. (St. Joseph Regional HS)
76	Jacob Sexton	OL	6-6	312	Fr.	Edmond, Okla. (Deer Creek HS)
20	Clayton Smith	DL	6-4	245	R-Fr.	Queen City, Texas (Texas HS)
89	Damon Smith*	WR	6-1	198	R-Jr.	Keller, Texas (Keller HS)
3	Robert Spears-Jennings	DB	6-1	208	Fr.	Broken Arrow, Okla. (Broken Arrow HS)
12	Drake Stoops***	WR	5-10	190	R-Sr.	Norman, Okla. (Norman North HS)
33	Marcus Stripling***	DL	6-3	245	Sr.	Houston, Texas (Mayde Creek HS)
28	Danny Stutsman*	LB	6-4	240	So.	Windermere, Fla. (Foundation Academy)
31	Jackson Sumlin*	TE	6-2	220	R-So.	Tucson, Ariz. (Salpointe Catholic HS)
91	Alton Tarber	DL	6-2	322	Fr.	Deerfield Beach, Fla. (Deerfield Beach HS)
79	Jake Taylor	OL	6-6	300	Fr.	Las Vegas, Nev. (Bishop Gorman HS)
36	Ty Taylor	DB	5-11	180	R-Sr.	La Marque, Texas (Abilene Christian University)
32	R Mason Thomas	DL	6-2	222	Fr.	Fort Lauderdale, Fla. (Cardinal Gibbons HS)
21	Bentavious Thompson	RB	6-0	190	R-Sr.^	Miami, Fla. (UCF)
37	Michael Turk*	P	6-0	231	R-Sr.^	Dallas, Texas (Arizona State University)
2	David Ugwoegbu***	LB	6-4	250	Sr.	Katy, Texas (Seven Lakes HS)
70	Brey Walker***	OL	6-7	355	R-Sr.	Moore, Okla. (Westmoore HS)
26	Kani Walker	DB	6-2	205	R-Fr.	Suwanee, Ga. (University of Louisville)
29	Tawee Walker	RB	5-9	217	So.	Peoria, Ariz. (Palomar College [Calif.])
15	Bryson Washington*	DB	6-2	190	R-So.	Los Angeles, Calif. (C.E. King HS [TX])
0	Woodi Washington**	DB	5-11	196	R-Jr.	Murfreesboro, Tenn. (Oakland HS)
10	Theo Wease**	WR	6-3	205	R-Jr.	Allen, Texas (Allen HS)
81	Trevon West*	WR	5-11	180	Jr.	Arlington, Texas (Lamar HS)
23	DaShaun White****	LB	6-0	222	Sr.^	North Richland Hills, Texas (Richland HS)
13	Shane Whitter**	LB	6-0	225	Jr.	Burlington, N.C. (Walter M. Williams HS)
24	Gentry Williams	DB	6-0	175	Fr.	Tulsa, Okla. (Booker T. Washington HS)
9	Brayden Willis****	TE	6-4	240	Sr.^	Arlington, Texas (James Martin HS)
48	Eric Windham	DB	5-10	190	R-Jr.	Southlake, Texas (Carroll Senior HS)
85	Davion Woolen	WR	6-2	188	Fr.	Frisco, Texas (Wakeland HS)
19	Maureese Wren	DL	6-3	245	R-Sr.	Mesquite, Texas (Texas State University)

COACHING STAFF

Brent Venables	Head Coach
Jeff Lebby	Offensive Coordinator/Quarterbacks
Ted Roof	Defensive Coordinator/Linebackers
Todd Bates	Associate Head Coach/Co-Def. Coord./Run Defense/Defensive Tackles
Bill Bedenbaugh (BEE-din-bo)	Offensive Line
Miguel Chavis (CHAY-viss)	Defensive Ends
Joe Jon Finley	Tight Ends
Brandon Hall	Safeties
DeMarco Murray	Running Backs
Jay Valai (vuh-LIE)	Co-Def. Coord./Pass Defense/Cornerbacks and Nickelbacks
L'Damian Washington	Wide Receivers (Interim)

* Indicates number of letters earned at Oklahoma
^ Indicates "super senior" (was also a senior in 2021)
Last updated Aug. 23, 2022
Weights as of Aug. 17, 2022

DEPTH CHART

(As of Nebraska game)

OFFENSE

QB	8	Dillon Gabriel (5-11, 203, R-Jr.)
	11	Davis Beville (6-6, 225, R-Jr.)
	14	General Booty (6-2, 190, So.) OR
	7	Nick Evers (6-3, 185, Fr.)
RB	0	Eric Gray (5-10, 210, Sr.)
	24	Marcus Major (6-0, 220, R-Jr.)
	29	Tawee Walker (5-9, 217, So.) OR
	2	Jovantae Barnes (6-0, 200, Fr.)
TE	9	Brayden Willis (6-4, 240, Sr.^)
	22	Daniel Parker (6-2, 245, Sr.^)
	18	Kaden Helms (6-5, 225, Fr.)
	87	Jason Llewellyn (6-5, 250, Fr.)
WR	10	Theo Wease (6-3, 205, R-Jr.)
	1	Jayden Gibson (6-5, 195, Fr.)
	81	Trevon West (5-11, 180, Jr.)
LT	71	Anton Harrison (6-5, 315, Jr.)
	60	Tyler Guyton (6-7, 320, R-So.)
	55	Aaryn Parks (6-4, 300, R-So.)
LG	72	McKade Mettauer (6-4, 310, R-Jr.)
	59	Savion Byrd (6-5, 310, R-Fr.) OR
	70	Brey Walker (6-7, 355, R-Sr.)
C	73	Andrew Raym (6-4, 305, Jr.)
	66	Robert Congel (6-4, 322, R-Sr.^)
	69	Nate Anderson (6-4, 292, R-So.)
RG	56	Chris Murray (6-2, 308, Sr.^)
	79	Jake Taylor (6-6, 300, Fr.)
	74	Marcus Alexander (6-4, 325, R-Jr.)
RT	64	Wanya Morris (6-6, 310, Sr.)
	76	Jacob Sexton (6-6, 312, Fr.)
SLOT	17	Marvin Mims Jr. (5-11, 182, Jr.)
	12	Drake Stoops (5-10, 190, R-Sr.)
	6	LV Bunkley-Shelton (5-11, 195, R-So.)
	82	Gavin Freeman (5-8, 173, Fr.)
WR	3	Jalil Farooq (6-1, 203, So.)
	13	J.J. Hester (6-4, 200, R-So.) OR
	4	Nic Anderson (6-4, 200, Fr.)

DEFENSE

DE	14	Reggie Grimes (6-4, 270, Jr.)
	33	Marcus Stripling (6-3, 245, Sr.) OR
	32	R Mason Thomas (6-2, 222, Fr.)
DT	88	Jordan Kelley (6-4, 288, R-Sr.) OR
	31	Jalen Redmond (6-3, 292, R-Jr.)
	90	Josh Ellison (6-3, 300, Sr.)
	56	Gracen Halton (6-2, 277, Fr.)
NT	77	Jeffery Johnson (6-2, 305, Sr.^) OR
	94	Isaiah Coe (6-2, 305, R-Jr.)
	44	Kelvin Gilliam (6-3, 293, R-Fr.)
	56	Gracen Halton (6-2, 277, Fr.)
DE	40	Ethan Downs (6-4, 260, So.)
	8	Jonah Lauulu (6-5, 265, R-Sr.) OR
	32	R Mason Thomas (6-2, 222, Fr.)
MIKE	2	David Ugwoegbu (6-4, 250, Sr.)
	41	Jake McCoy (6-3, 228, R-Jr.) OR
	7	Jaren Kanak (6-2, 225, Fr.)
WILL	28	Danny Stutsman (6-4, 240, So.)
	13	Shane Whitter (6-0, 225, Jr.)
CHEETAH	23	DaShaun White (6-0, 222, Sr.^)
	37	Justin Harrington (6-3, 215, R-Sr.)
CB	4	Jaden Davis (5-10, 183, Sr.)
	21	Kendall Dennis (5-11, 187, R-So.)
	1	Joshua Eaton (6-1, 183, Jr.) OR
	22	C.J. Coldon (5-11, 179, R-Sr.)
SS	5	Billy Bowman (5-10, 190, So.)
	6	Trey Morrison (5-9, 188, Sr.^) OR
	17	Damond Harmon (6-0, 180, So.)
FS	12	Key Lawrence (6-1, 210, Jr.) OR
	25	Justin Broiles (5-11, 195, R-Sr.^)
	3	Robert Spears-Jennings (6-1, 208, Fr.) OR
	17	Damond Harmon (6-0, 180, So.)
CB	0	Woodi Washington (5-11, 196, R-Jr.)
	9	D.J. Graham (6-0, 190, Jr.)
	26	Kani Walker (6-2, 205, R-Fr.)

SPECIALISTS

K	34	Zach Schmit (5-10, 185, R-So.)	PR	17	Marvin Mims Jr. (5-11, 182, Jr.) OR
	46	Gavin Marshall (6-1, 195, Fr.)		0	Eric Gray (5-10, 210, Sr.) OR
P	37	Michael Turk (6-0, 231, R-Sr.^)		6	LV Bunkley-Shelton (5-11, 195, R-So.)
	36	Josh Plaster (6-0, 190, R-Jr.)	LS	51	Kasey Kelleher (5-11, 230, R-Sr.^)
KO	34	Zach Schmit (5-10, 185, R-So.)		50	Ben Anderson (6-5, 240, Fr.)
	46	Gavin Marshall (6-1, 195, Fr.)	H	37	Michael Turk (6-0, 231, R-Sr.^)
KR	5	Billy Bowman (5-10, 190, So.) OR		36	Josh Plaster (6-0, 190, R-Jr.)
	24	Marcus Major (6-0, 225, R-Jr.) OR			
	3	Jalil Farooq (6-1, 203, So.)			

CAREER STATS

#2 RB JOVANTAE BARNES

YEAR	GP-GS	RUSH	AVG	TD	LG	REC	AVG	TD	LG
2022	3-0	26-123	4.7	0	31	0-0	—	0	—
Career	3-0	26-123	4.7	0	31	0-0	—	0	—

#11 QB DAVIS BEVILLE (*AT PITT)

YEAR	GP-GS	C-A	PCT	YDS	AVG/G	TD	INT	LG	RUSH	YDS	AVG	TD	LG
2020*	6-0	5-10	50.0	30	5.0	0	0	16	4	-9	-2.3	0	10
2021*	3-0	17-22	77.0	207	69.0	1	1	52	7	-30	-4.3	0	8
2022	3-0	2-2	100.0	14	4.7	0	0	10	4	17	4.0	0	13
Career	12-0	24-34	70.5	251	20.9	1	1	52	15	-22	-1.5	0	13

#5 DB BILLY BOWMAN

YEAR	GP-GS	UT	AT	TOTAL	TFL	SACKS	INT	FF	FR	PBU
2021	11-7	14	8	22	1.5-5	0.0-0	0-0	1	0	2
2022	3-3	14	10	24	0.0-0	0.0-0	0-0	1	2	2
Career	14-10	28	18	46	1.5-5	0.0-0	0-0	2	2	4

#25 DB JUSTIN BROILES

YEAR	GP-GS	UT	AT	TOTAL	TFL	SACKS	INT	FF	FR	PBU
2017					REDSHIRTED					
2018	11-5	14	10	24	1.5-3	0.0-0	0-0	0	0	2
2019	14-1	17	9	26	1.0-1	0.0-0	0-0	0	0	1
2020	6-0	4	2	6	0.0-0	0.0-0	0-0	0	0	0
2021	13-9	25	30	55	3.5-13	0.0-0	2-14	0	2	2
2022	3-2	5	11	16	1.0-3	0.0-0	0-0	0	0	1
Career	47-17	65	62	127	7.0-20	0.0-0	2-14	0	2	6

#6 WR LV BUNKLEY-SHELTON (*AT ARIZONA STATE)

YEAR	GP-GS	REC	YDS	AVG	TD	LONG
2020*	4-1	11	100	9.1	0	22
2021*	13-7	33	418	12.7	2	59
2022	3-0	1	10	10.0	0	10
Career	20-8	45	528	11.7	2	59

#94 DL ISAAH COE

YEAR	GP-GS	UT	AT	TOTAL	TFL	SACKS	INT	FF	FR	PBU
2021	12-0	4	5	9	4.5-9	1.0-3	0-0	0	0	0
2022	3-1	2	1	3	2.0-9	1.0-8	0-0	0	0	0
Career	15-1	6	6	12	6.5-18	2.0-11	0-0	0	0	0

#22 DB C.J. COLDON (*AT WYOMING)

YEAR	GP-GS	UT	AT	TOTAL	TFL	SACKS	INT	FF	FR	PBU
2017*					REDSHIRTED					
2018*	3-0	6	3	9	0.0-0	0.0-0	0-0	0	0	1
2019*	3-3	11	3	14	1.0-2	0.0-0	0-0	0	1	2
2020*	6-6	17	9	26	1.0-2	0.0-0	2-1	0	0	5
2021*	12-12	47	18	65	0.0-0	0.0-0	0-0	0	0	9
2022	3-0	2	2	4	0.0-0	0.0-0	0-0	0	0	0
Career	27-19	83	35	118	2.0-4	0.0-0	2-1	0	1	17

#16 WR BRIAN DARBY

YEAR	GP-GS	REC	YDS	AVG	TD	LONG
2020	8-0	1	14	14.0	0	14
2021	7-0	7	102	14.6	2	42
2022	1-0	0	0	—	0	—
Career	16-0	8	116	14.5	2	42

#4 DB JADEN DAVIS

YEAR	GP-GS	UT	AT	TOTAL	TFL	SACKS	INT	FF	FR	PBU
2019	14-1	26	7	33	0.0-0	0.0-0	1-0	0	0	1
2020	10-6	10	1	11	0.0-0	0.0-0	0-0	0	0	5
2021	13-6	21	4	25	0.0-0	0.0-0	0-0	0	0	2
2022	3-3	3	2	5	1.0-6	0.0-0	0-0	0	0	0
Career	40-16	60	14	74	1.0-6	0.0-0	1-0	0	0	8

#40 DL ETHAN DOWNS

YEAR	GP-GS	UT	AT	TOTAL	TFL	SACKS	INT	FF	FR	PBU
2021	13-0	9	5	14	3.0-9	0.5-3	0-0	1	0	0
2022	3-3	4	4	8	3.5-21	2.5-15	0-0	0	0	1
Career	16-3	13	9	22	6.5-30	3.0-18	0-0	1	0	1

#1 DB JOSHUA EATON

YEAR	GP-GS	UT	AT	TOTAL	TFL	SACKS	INT	FF	FR	PBU
2020	5-0	2	2	4	0.0-0	0.0-0	0-0	0	0	0
2021	10-0	3	0	3	0.0-0	0.0-0	0-0	0	0	0
2022	2-0	0	0	0	0.0-0	0.0-0	0-0	0	0	0
Career	17-0	5	2	7	0.0-0	0.0-0	0-0	0	0	0

#90 DL JOSH ELLISON

YEAR	GP-GS	UT	AT	TOTAL	TFL	SACKS	INT	FF	FR	PBU
2020	11-2	7	9	16	1.0-6	0.5-5	0-0	0	1-0	1
2021	13-4	4	12	16	2.0-8	1.0-5	0-0	0	0	0
2022	3-0	2	3	5	1.5-1	0.0-0	0-0	0	0	0
Career	27-6	13	24	37	4.5-15	1.5-10	0-0	0	1-0	1

#3 WR JALIL FAROOQ

YEAR	GP-GS	REC	YDS	AVG	TD	LONG
2021	8-0	4	69	17.3	0	30
2022	3-2	4	67	16.8	1	25
Career	11-2	8	136	17.0	1	30

#82 WR GAVIN FREEMAN

YEAR	GP-GS	RUSH	AVG	TD	LG	REC	AVG	TD	LG
2022	3-0	1-46	46.0	1	46	1-1	1.0	0	1
Career	3-0	1-46	46.0	1	46	1-1	1.0	0	1

#8 QB DILLON GABRIEL (*AT UCF)

YEAR	GP-GS	C-A	PCT	YDS	AVG/G	TD	INT	LG	RUSH	YDS	AVG	TD	LG
2019*	13-12	236-398	59.3	3,653	281.0	29	7	75	71	78	1.1	4	22
2020*	10-10	248-413	60.0	3,570	357.0	32	4	93	72	169	2.3	2	28
2021*	3-3	70-102	68.6	814	271.3	9	3	47	24	125	5.2	2	44
2022	3-3	52-78	66.7	759	253.0	7	0	58	16	65	4.1	2	61
Career	29-28	606-991	61.1	8,796	303.3	77	14	93	183	437	2.4	10	61

#44 DL KELVIN GILLIAM

YEAR	GP-GS	UT	AT	TOTAL	TFL	SACKS	INT	FF	FR	PBU
2021	4-0	1	1	2	0.0-0	0.0-0	0-0	0	0	0
2022	3-0	2	2	4	0.5-2	0.0-0	0-0	0	0	0
Career	7-0	3	3	6	0.5-2	0.0-0	0-0	0	0	0

#9 DB D.J. GRAHAM

YEAR	GP-GS	UT	AT	TOTAL	TFL	SACKS	INT	FF	FR	PBU
2020	8-1	15	6	21	1.0-3	0.0-0	1-8	0	0	1
2021	12-10	24	13	37	0.0-0	0.0-0	1-0	1	0	2
2022	3-0	3	2	5	0.0-0	0.0-0	0-0	0	0	1
Career	23-11	42	21	63	1.0-3	0.0-0	2-8	1	0	4

#0 RB ERIC GRAY (*AT TENNESSEE)

YEAR	GP-GS	RUSH	AVG	TD	LG	REC	AVG	TD	LG
2019*	13-0	101-539	5.3	4	94	13-115	8.8	1	23
2020*	9-5	157-772	4.9	4	33	30-254	8.5	2	31
2021	13-6	78-412	5.3	2	48	23-229	10.0	2	38
2022	3-3	37-286	7.7	2	44	4-43	10.8	0	24
Career	38-14	373-2,009	5.3	12	94	70-641	9.1	5	38

#14 DL REGGIE GRIMES

YEAR	GP-GS	UT	AT	TOTAL	TFL	SACKS	INT	FF	FR	PBU
2020	8-0	4	1	5	1.0-1	1.0-1	0-0	0	0	0
2021	13-5	10	8	18	2.5-17	2.0-17	0-0	2	0	1
2022	3-3	7	3	10	6.0-36	4.0-31	0-0	1	0	0
Career	24-8	21	12	33	9.5-54	7.0-49	0-0	3	0	1

#84 TE CARSTEN GROOS

YEAR	GP-GS	REC	YDS	AVG	TD	LONG
2021	2-0	1	8	8.0	0	8
Career	2-0	1	8	8.0	0	8

#56 DL GRACEN HALTON

YEAR	GP-GS	UT	AT	TOTAL	TFL	SACKS	INT	FF	FR	PBU
2022	3-0	3	3	3	0.0-0	0.0-0	0-0	0	0	0
Career	3-0	3	3	3	0.0-0	0.0-0	0-0	0	0	0

#17 DB DAMOND HARMON

YEAR	GP-GS	UT	AT	TOTAL	TFL	SACKS	INT	FF	FR	PBU
2021	7-0	2	2	4	0.0-0	0.0-0	0-0	0	0	0
2022	3-1	3	6	9	0.0-0	0.0-0	0-0	0	0	0
Career	10-1	5	8	13	0.0-0	0.0-0	0-0	0	0	0

#37 DB JUSTIN HARRINGTON

YEAR	GP-GS	UT	AT	TOTAL	TFL	SACKS	INT	FF	FR	PBU
2020					REDSHIRTED					
2021	4-0	0	0	0	0.0-0	0.0-0	0-0	0	0	0
2022	3-0	5	7	12	0.0-0	0.0-0	1-22	0	0	2
Career	7-0	5	7	12	0.0-0	0.0-0	1-22	0	0	2

#13 WR J.J. HESTER (*AT MISSOURI)

YEAR	GP-GS	REC	YDS	AVG	TD	LONG
2020*				REDSHIRTED		
2021*	13-1	12	225	18.5	2	65
2022	3-0	1	13	13.0	0	13
Career	16-1	13	238	18.3	2	65

#77 DL JEFFERY JOHNSON (*AT TULANE)

YEAR	GP-GS	UT	AT	TOTAL	TFL	SACKS	INT	FF	FR	PBU
2018*	13-12	13	17	30	1.0-2	0.5-1	0	0	0	1
2019*	12-8	14	15	29	3.0-19	2.5-17	0	0	1	0
2020*	12-12	16	17	33	6.0-23	3.5-18	0	0	2	0
2021*	12-12	20	24	44	4.0-19	1.5-10	0	0	0	0
2022	3-3	1	4	5	0.5-2	0.0-0	0	0	0	0
Career	52-47	64	77	141	14.5-65	8.0-46	0	0	3	0

#7 LB JAREN KANAK

YEAR	GP-GS	UT	AT	TOTAL	TFL	SACKS	INT	FF	FR	PBU
2022	3-0	3	14	17	0.5-1	0.0-0	0-0	1	1	0
Career	3-0	3	14	17	0.5-1	0.0-0	0-0	1	1	0

#88 DL JORDAN KELLEY

YEAR	GP-GS	UT	AT	TOTAL	TFL	SACKS	INT	FF	FR	PBU
2018	2-0	0	2	2	0.0-0	0.0-0	0-0	0	0	0
2019	1-0	0	0	0	0.0-0	0.0-0	0-0	0	0	0
2020	10-0	2	7	9	2.0-12	0.5-4	0-0	0	0	0
2021	11-0	4	2	6	1.0-3	0.0-0	0-0	1	0	0
2022	3-1	1	2	3	0.5-2	0.0-0	0-0	0	0	0
Career	27-1	7	13	20	3.5-17	0.5-4	0-0	1	0	0

#25 RB JADEN KNOWLES

YEAR	GP-GS	RUSH	AVG	TD	LG	REC	AVG	TD	LG
2021	12-0	4-37	9.3	2	29	0-0	—	0	—
Career	12-0	4-37	9.3	2	29	0-0	—	0	—

#8 DL JONAH LAULU (*AT HAWAII)

YEAR	GP-GS	UT	AT	TOTAL	TFL	SACKS	INT	FF	FR	PBU
2018*	4-0	0	0	0	0.0-0	0.0-0	0	0	0	0
2019*	15-0	7	4	11	6.0-18	2.5-13	0	1	0	0
2020*	9-7	14	12	26	5.0-19	1.5-10	0	0	0	1
2021*	12-11	21	13	34	8.0-50	4.0-37	0	0	1	1
2022	3-0	1	3	4	1.5-8	1.0-7	0	0	0	0
Career	42-18	43	32	74	20.5-95	9.0-67	0	1	1	2

#12 DB KEY LAWRENCE (*AT TENNESSEE)

YEAR	GP-GS	UT	AT	TOTAL	TFL	SACKS	INT	FF	FR	PBU
2020*	10-0	3	5	8	0-0-0	0-0-0	0	0	0	1
2021	13-4	25	22	47	3.5-26	1.0-18	0	3	0	4
2022	2-1	4	5	9	0.0-0	0.0-0	1-0	1	0	1
Career	25-5	32	32	64	3.5-26	1.0-18	1-0	4	0	6

#24 RB MARCUS MAJOR

YEAR	GP-GS	RUSH	AVG	TD	LG	REC	AVG	TD	LG
2019	3-0	10-28	2.8	0	6	0-0	0.0	0	—
2020	10-1	35-187	5.3	3	46	2-29	14.5	0	24
2021	6-0	15-83	5.5	0	9	1-12	12.0	0	12
2022	3-0	24-127	5.3	4	27	3-43	14.3	1	24
Career	22-1	79-425	5.4	7	46	6-84	14.0	1	24

#17 WR MARVIN MIMS JR.

YEAR	GP-GS	RUSH	AVG	TD	LG	REC	AVG	TD	LG
2020	11-1	2-17	8.5	0	17	37-610	16.5	9	61
2021	13-11	1-15	15.0	0	15	32-705	22.0	5	67
2022	3-2	2-3	1.5	0	0	14-310	22.1	2	58
Career	27-14	5-35	7.0	0	17	83-1,625	19.5	16	67

#6 DB TREY MORRISON (*AT NORTH CAROLINA)

YEAR	GP-GS	UT	AT	TOTAL	TFL	SACKS	INT	FF	FR	PBU
2018*	11-10	40	6	46	5.5-22	2-15	0	0	0	4
2019*	10-9	28	3	31	1.5-4	0.0-0	1	0	0	5
2020*	12-12	33	6	39	2.0-12	1.0-18	1	0	0	4
2021*	13-10	34	13	47	1.0-4	0.0-0	0	1	1	4
2022	3-0	4	6	10	1.0-10	0.0-0	0	0	0	0
Career	49-41	139	23	173	11.0-52	3.0-33	2	1	1	13

#29 DB JORDAN MUKES

YEAR	GP-GS	UT	AT	TOTAL	TFL	SACKS	INT	FF	FR	PBU
2021	12-0	2	2	4	0.0-0	0.0-0	0-0	0	0	0
Career	12-0	2	2	4	0.0-0	0.0-0	0-0	0	0	0

#22 TE DANIEL PARKER (*AT MISSOURI)

YEAR	GP-GS	REC	YDS	AVG	TD	LONG
2018*	12-2	6	63	10.5	1	20
2019*	12-7	15	140	9.3	0	21
2020*	7-6	8	37	4.6	0	16
2021*	11-10	12	97	8.1	3	17
2022	2-0	3	26	13.0	0	12
Career	47-25	44	363	8.3	4	21

#31 DL JALEN REDMOND

YEAR	GP-GS	UT	AT	TOTAL	TFL	SACKS	INT	FF	FR	PBU
2018	3-0	4	2	6	2.5-9	0.0-0	0	0	0-0	0
2019	13-4	14	9	23	11.0-56	6.5-50	0	1	0-0	2
2020					REDSHIRTED — DID NOT PLAY					
2021	8-7	11	8	19	8.0-34	3.5-20	0	0	2-42	0
2022	3-0	3	2	5	3.5-17	1.0-11	0	0	0-0	1
Career	27-11	32	21	53	25.0-116	11.0-81	0	1	2-42	3

#92 DL KORI ROBERSON

YEAR	GP-GS	UT	AT	TOTAL	TFL	SACKS	INT	FF	FR	PBU
2019	4-0	1	0	1	1.0-3	0.0-0	0-0	0	0	0
2020	10-0	4	7	11	3.5-8	1.0-4	0-0	0	0	1
2021	12-0	5	12	17	2.5-6	0.5-1	0-0	0	0	0
Career	26-0	10	19	29	7.0-17	1.5-5	0-0	0	0	1

#19 QB RALPH RUCKER

YEAR	GP-GS	C-A	PCT	YDS	AVG/G	TD	INT	LG	RUSH	YDS	AVG	TD	LG
2021	1-0	2-2	100.0	20	20.0	0	0	12	0	0	0.0	0	0
Career	1-0	2-2	100.0	20	20.0	0	0	12	0	0	0.0	0	0

#34 K ZACH SCHMIT

YEAR	GP-GS	FGM-FGA	PCT	BLK	LONG	PAT	PCT
2020	2-0	0-0	—	—	—	0-0	—
2021	4-0	1-1	100.0	0	46	4-4	100.0
2022	3-0	2-3	66.7	0	25	17-17	100.0
Career	9-0	3-4	75.0	0	46	21-21	100.0

#20 DL CLAYTON SMITH

YEAR	GP-GS	UT	AT	TOTAL	TFL	SACKS	INT	FF	FR	PBU
2021	4-0	1	2	3	0.5-2	0-0	0-0	0	1-0	0
2022	3-0	3	2	5	1.0-5	0-0	0-0	0	0-0	0
Career	7-0	4	4	8	1.5-7	0-0	0-0	0	1-0	0

#89 WR DAMON SMITH

YEAR	GP-GS	REC	YDS	AVG	TD	LONG
2020	3-0	2	7	3.5	0	14
2021	8-0	1	0	0.0	0	0
Career	11-0	3	7	2.3	0	14

#12 WR DRAKE STOOPS

YEAR	GP-GS	REC	YDS	AVG	TD	LONG
2018	2-0	2	16	8.0	0	8
2019	14-0	8	95	11.9	0	19
2020	10-6	15	219	14.6	2	51
2021	10-2	16	191	11.9	2	31
2022	3-2	8	90	11.3	1	18
Career	39-10	49	611	12.5	5	51

#33 DL MARCUS STRIPLING

YEAR	GP-GS	UT	AT	TOTAL	TFL	SACKS	INT	FF	FR	PBU
2019	14-0	4	2	6	1.0-3	1.0-3	0-0	0	0	0
2020	10-1	7	1	8	3.5-23	2.5-22	0-0	0	0	0
2021	11-1	1	5	6	2.5-7	1.0-5	0-0	0	0	1
2022	3-0	0	2	2	0.0-0	0.0-0	0-0	0	0	0
Career	38-2	12	10	22	7.0-33	4.5-30	0-0	0	0	1

#28 LB DANNY STUTSMAN

YEAR	GP-GS	UT	AT	TOTAL	TFL	SACKS	INT	FF	FR	PBU
2021	10-0	21	17	38	1.5-6	1.0-6	0-0	2	0	0
2022	3-3	17	8	25	4.0-10	1.0-5	0-0	0	0	2
Career	13-3	38	25	63	5.5-16	2.0-11	0-0	2	0	2

#31 TE JACKSON SUMLIN

YEAR	GP-GS	REC	YDS	AVG	TD	LONG
2021	10-0	4	25	6.3	0	11
Career	10-0	4	25	6.3	0	11

#32 DL R MASON THOMAS

YEAR	GP-GS	UT	AT	TOTAL	TFL	SACKS	INT	FF	FR	PBU
2022	2-0	1	1	2	0.5-5	0.5-5	0-0	0	0	0
Career	2-0	1	1	2	0.5-5	0.5-5	0-0	0	0	0

#21 RB BENTAVIOUS THOMPSON (*AT UCF)

YEAR	GP-GS	RUSH	AVG	TD	LG	REC	AVG	TD	LG
2017*		REDSHIRTED							
2018*	13-0	29-150	5.2	0	15	0-0	—	0	—
2019*	13-0	87-604	6.9	8	45	5-25	5.0	0	10
2020*	9-0	73-382	5.2	5	32	3-12	4.0	0	7
Career	35-0	189-1,136	6.0	13	45	8-37	4.6	0	10

#37 P MICHAEL TURK (*AT LAFAYETTE; *AT ARIZONA STATE)

YEAR	GP-GS	PUNTS-YDS	AVG	LONG	TB	FC	I20	50+	BLK
2017*	11-0	67-2,863	42.7	64	3	15	18	16	0
2018*		REDSHIRTED							
2019*	13-0	67-3,082	46.0	75	7	22	36	23	0
2020*	4-0	14-661	47.2	58	4	2	6	5	0
2021	11-0	35-1,791	51.2	85	4	8	16	20	0
2022	3-0	12-514	42.8	56	0	4	6	3	0
Career	42-0	195-8,911	45.7	85	18	51	82	67	0

#2 LB DAVID UGWOEGBU

YEAR	GP-GS	UT	AT	TOTAL	TFL	SACKS	INT	FF	FR	PBU
2019	14-1	14	5	19	4.0-13	1.0-5	0-0	0	0	1
2020	11-3	16	18	34	3.0-13	1.0-7	1-0	0	0	0
2021	13-5	22	27	49	1.5-3	0.0-0	0-0	0	0	0
2022	3-3	9	10	19	2.0-25	1.0-10	0-0	0	0	0
Career	40-12	61	60	121	10.5-54	3.0-22	1-0	0	0	1

#26 S KANI WALKER (*AT LOUISVILLE)

YEAR	GP-GS	UT	AT	TOTAL	TFL	SACKS	INT	FF	FR	PBU
2021*	4-0	0	0	0	0.0-0	0.0-0	0	0	0	0
2022	1-0	0	1	1	0.5-0	0.0-0	0	0	0	0
Career	5-0	0	1	1	0.5-0	0.0-0	0	0	0	0

#29 RB TAWEE WALKER

YEAR	GP-GS	RUSH	AVG	TD	LG	REC	AVG	TD	LG
2022	3-0	11-48	4.4	0	7	1-7	7.0	0	7
Career	3-0	11-48	4.4	0	7	1-7	7.0	0	7

#15 S BRYSON WASHINGTON

YEAR	GP-GS	UT	AT	TOTAL	TFL	SACKS	INT	FF	FR	PBU
2020	4-0	3	5	8	0.5-0	0.0-0	0-0	0	0	0
2021	11-0	3	2	5	0.0-0	0.0-0	1-37	0	1	0
2022	1-0	0	0	0	0.0-0	0.0-0	0-0	0	0	0
Career	16-0	6	7	13	0.5-0	0.0-0	1-37	0	1	0

#0 CB WOODI WASHINGTON

YEAR	GP-GS	UT	AT	TOTAL	TFL	SACKS	INT	FF	FR	PBU
2019	4-0	5	10	15	0.0-0	0-0.0	0-0	0	0	0
2020	10-5	32	13	45	0.0-0	0-0.0	2-0	0	0	4
2021	6-5	20	7	27	0.0-0	0.0-0	2-32	0	0	2
2022	3-3	4	2	6	0.0-0	0.0-0	0-0	0	0	0
Career	23-13	61	32	93	0.0-0	0.0-0	4-32	0	0	6

#10 WR THEO WEASE

Year	GP-GS	Rec	Yds	Avg	TD	Long	Rush	Yds	Avg	TD	Long
2019	13-0	8	136	17.0	2	37	0	0	0.0	0	—
2020	11-11	37	530	14.3	4	48	1	-10	-10.0	0	-10
2021	1-0	0	0	0.0	0	—	0	0	0.0	0	—
2022	3-3	8	120	15.0	1	33	0	0	0.0	0	—
Career	27-14	53	786	14.8	7	48	1	-10	-10.0	0	-10

#81 WR TREVON WEST

YEAR	GP-GS	REC	YDS	AVG	TD	LONG
2020	8-0	4	59	14.8	0	23
2021	13-0	4	45	11.3	0	35
2022	3-0	0	0	—	0	—
Career	24-0	8	104	13.0	0	35

#23 LB DASHAUN WHITE

YEAR	GP-GS	UT	AT	TOTAL	TFL	SACKS	INT	FF	FR	PBU
2018	14-0	5	8	13	0.0-0	0.0-0	0-0	0	0	0
2019	14-14	30	22	52	3.5-11	1.0-8	0-0	0	1	0
2020	11-10	20	18	38	5.0-19	2.5-15	0-0	0	0	2
2021	12-12	28	38	66	5.0-11	0.0-0	0-0	0	1	0
2022	3-3	7	9	16	1.0-4	1.0-4	0-0	0	0	1
Career	54-39	90	95	185	14.5-45	4.5-27	0-0	0	2	3

#13 LB SHANE WHITTER

YEAR	GP-GS	UT	AT	TOTAL	TFL	SACKS	INT	FF	FR	PBU
2020	9-0	4	5	9	0.5-1	0.0-0	0-0	0	0	1
2021	13-0	12	15	27	2.0-3	0.0-0	0-0	0	1	0
2022	2-0	2	6	8	0.0-0	0.0-0	0-0	0	0	0
Career	24-0	18	26	44	2.5-4	0.0-0	0-0	0	1	1

#24 DB GENTRY WILLIAMS

YEAR	GP-GS	UT	AT	TOTAL	TFL	SACKS	INT	FF	FR	PBU
2022	3-0	1	1	2	0.0-0	0.0-0	1-0	0	0	0
Career	3-0	1	1	2	0.0-0	0.0-0	1-0	0	0	0

#9 TE BRAYDEN WILLIS

YEAR	GP-GS	REC	YDS	AVG	TD	LONG
2018	13-0	1	29	29.0	0	29
2019	14-2	11	168	15.3	3	25
2020	5-2	9	110	12.2	1	21
2021	13-8	15	177	11.8	2	28
2022	3-3	6	63	10.5	2	28
Career	48-15	42	547	13.0	8	29

CAREER HIGHS

#2 RB JOVANTAE BARNES

Rush:13 at Nebraska (9/17/22)
Yards:77 at Nebraska (9/17/22)
TDs: N/A

#11 QB DAVIS BEVILLE (*AT PITT)

Comp: *14 vs. Michigan State (12/30/21)
Att: *18 vs. Michigan State (12/30/21)
Pass Yds: *149 vs. Michigan State (12/30/21)
Pass TDs: *1 vs. Michigan State (12/30/21)
Rush Yds:13 at Nebraska (9/17/22)
Rush TDs: N/A

#5 DB BILLY BOWMAN

Tackles: 11 vs. Kent State (9/10/22)
TFL: 1.0 vs. Tulane (9/4/21)
Sacks: N/A
INT: N/A
PBU: 2 vs. UTEP (9/3/22)

#25 DB JUSTIN BROILES

Tackles: 11 (2x) MR: vs. Kent State (9/10/22)
TFL: 1.5 at Kansas State (10/2/21)
Sacks: N/A
INT: 1 (2x) MR: vs. Oregon (12/29/21)
PBU: 1 (6x) MR: vs. UTEP (9/3/22)

#6 WR LV BUNKLEY-SHELTON (*AT ARIZ. STATE)

Rec: *4 (7x) MR: vs. Wisconsin (12/30/21)
Yards: *76 vs. Colorado (9/25/21)
TDs: *1 (2x) MR: vs. Washington St. (10/30/21)

#94 DL ISAIAH COE

Tackles: 2 (3x), MR: vs. UTEP (9/3/22)
TFL: 2.0 vs. Nebraska (9/18/21)
Sacks: 1.0 (2x) MR: vs. UTEP (9/3/22)
INT: N/A
PBU: N/A
Blocks: 1 vs. Nebraska (9/18/21)

#22 DB C.J. COLDON (*AT WYOMING)

Tackles: *9 at Northern Illinois (9/11/21)
TFL: *1.0 (5x) MR: vs. Hawaii (11/27/21)
Sacks: 1.0 at Air Force (10/9/21)
INT: 1 (2x) MR: vs. Boise State (12/12/20)
PBU: 3 vs. Montana State (9/4/21)

#16 WR BRIAN DARBY

Rec: 3 vs. Tulane (9/4/21)
Yards: 49 vs. Texas Tech (10/30/21)
TDs: 1 (2x) MR: at Okla. State (11/27/21)

#4 DB JADEN DAVIS

Tackles: 6 (2x) MR: at Kansas State (10/26/19)
TFL: N/A
Sacks: N/A
INT: 1 vs. South Dakota (9/7/19)
PBU: 1 (4x) MR: vs. TCU (10/16/21)

#40 DL ETHAN DOWNS

Tackles: 4 vs. Oregon (12/29/21)
TFL: 2.0 at Nebraska (9/17/22)
Sacks: 1.0 (2x) MR: at Nebraska (9/17/22)
INT: N/A
PBU: 1 vs. Kent State (9/10/22)

#1 DB JOSHUA EATON

Tackles: 1 (7x) MR: at Kansas (10/23/21)
TFL: N/A
Sacks: N/A
INT: N/A
PBU: N/A

#90 DL JOSH ELLISON

Tackles: 5 vs. Nebraska (9/18/21)
TFL: 1.0 (2x) MR vs. UTEP (9/3/22)
Sacks: 0.5 (3x) MR: vs. Nebraska (9/18/21)
INT: N/A
PBU: 1 vs. Baylor (12/5/20)

#3 WR JALIL FAROOQ

Rec: 3 (2x) MR: at Nebraska (9/17/22)
Yards: 64 vs. Oregon (12/29/21)
TDs: 1 at Nebraska (9/17/22)

#82 WR GAVIN FREEMAN

Rush: 1 vs. UTEP (9/3/22)
Yards: 46 vs. UTEP (9/3/22)
TDs: 1 vs. UTEP (9/3/22)
Rec: 1 vs. Kent State (9/10/22)
Yards: 1 vs. Kent State (9/10/22)
TDs: N/A

#8 QB DILLON GABRIEL (*AT UCF)

Comp: *35 at Memphis (10/17/20)
Att: *51 vs. Tulsa (10/3/20)
Pass Yds: *601 at Memphis (10/17/20)
Pass TDs: *5 (2x) MR: vs. Tulane (10/24/20)
Rush Yds: *64 vs. Boise State (9/2/21)
Rush TDs: 1 (10x) MR: at Nebraska (9/17/22)

#44 DL KELVIN GILLIAM

Tackles: 2 vs. W. Carolina (9/11/21)
TFL: 0.5 vs. Kent State (9/10/22)
Sacks: N/A
INT: N/A
PBU: N/A

#9 DB D.J. GRAHAM

Tackles: 6 vs. Tulane (9/4/21)
TFL: 1.0 vs. Baylor (12/5/20)
Sacks: N/A
INT: 1 (2x) MR vs. Nebraska (9/18/21)
PBU: 1 (4x) MR: vs. Kent State (9/10/22)

#0 RB ERIC GRAY (*AT TENNESSEE)

Rush: *31 at Arkansas (11/7/20)
Yards: *246 vs. Vanderbilt (11/30/19)
TDs: *3 vs. Vanderbilt (11/30/19)
Rec: *8 at Georgia (10/10/20)
Yards: *54 at Georgia (10/10/20)
TD: 1 (5x[2xOU]) MR: vs. Oregon (12/29/21)

#14 DL REGGIE GRIMES

Tackles: 4 vs. Kent State (9/10/22)
TFL: 2.5 (2x) MR: vs. Kent State (9/10/22)
Sacks: 2.5 vs. UTEP (9/3/22)
INT: N/A
PBU: 1 vs. TCU (10/16/21)

#84 TE CARSTEN GROOS

Rush: 1 vs. W. Carolina (9/11/21)
Yards: 8 vs. W. Carolina (9/11/21)
TDs: N/A

#56 DL GRACEN HALTON

Tackles: 3 vs. Kent State (9/10/22)
TFL: N/A
Sacks: N/A
INT: N/A
PBU: N/A

#17 DB DAMOND HARMON

Tackles: 5 vs. Kent State (9/10/22)
TFL: N/A
Sacks: N/A
INT: N/A
PBU: N/A

#13 WR J.J. HESTER (*AT MISSOURI)

Rec: *3 vs. Army (12/22/21)
Yards: *79 vs. Southeast Mo. State (9/18/21)
TDs: 1 (2x) MR: vs. North Texas (10/9/21)

#77 DL JEFFERY JOHNSON (*AT TULANE)

Tackles: *7 vs. East Carolina, 10/2/21
TFL: *2.0 vs. USF, 11/29/21
Sacks: *1.5 vs. Tulsa, 11/2/19
INT: *1 vs. Nicholls, 9/8/18
PBU: N/A

#7 LB JAREN KANAK

Tackles: 10 at Nebraska (9/17/22)
TFL: 0.5 vs. Kent State (9/10/22)
Sacks: N/A
INT: N/A
PBU: N/A

#88 DL JORDAN KELLEY

Tackles: 3 at TCU (10/24/20)
TFL: 1.0 at TCU (10/24/20)
Sacks: 0.5 vs. Kansas (11/7/20)
INT: N/A
PBU: N/A

#25 RB JADEN KNOWLES

Rush: 4 vs. W. Carolina (9/11/21)
Yards: 37 vs. W. Carolina (9/11/21)
TDs: 2 vs. W. Carolina (9/11/21)
Rec: 2 vs. W. Carolina (9/11/21)
Yards: 65 vs. W. Carolina (9/11/21)
TDs: N/A

#8 DL JONAH LAULU (*AT HAWAII)

Tackles:.....*6 at Wyoming, 11/7/20
 TFL:.....*2.5 at SDSU, 11/14/20
 Sacks:.....*2.0 at UCLA, 8/28/21
 INT:.....N/A
 PBU:.....N/A

#12 DB KEY LAWRENCE (*AT TENNESSEE)

Tackles:.....8 at Kansas (10/23/21)
 TFL:.....2.0 at Kansas (10/23/21)
 Sacks:.....1.0 vs. Iowa State (11/20/21)
 INT:.....1 at Nebraska (9/17/22)
 PBU:.....2 vs. Texas Tech (10/30/21)

#24 RB MARCUS MAJOR

Rush:.....12 (2x) MR: at Nebraska (9/17/22)
 Yards:.....110 vs. Florida (12/30/20)
 TDs:.....2 vs. UTEP (9/3/22)
 Rec:.....1 (5x) MR: at Nebraska (9/17/22)
 Yards:.....24 (2x) MR: at Nebraska (9/17/22)
 TD:.....1 at Nebraska (9/17/22)

#17 WR MARVIN MIMS JR.

Rec:.....7 (2x) MR: vs. Kent State (9/10/22)
 Yards:.....163 vs. Kent State (9/10/22)
 TDs:.....2 (5x) MR: vs. Kent State (9/10/22)
 All-Purpose Yards:....203 vs. Kent State (9/10/22)

#6 DB TREY MORRISON (*AT NORTH CAROLINA)

Tackles:.....*12 at Wake Forest (9/13/19)
 TFL:.....*2.0 at Miami (9/27/18)
 Sacks:.....1.0 at Miami (9/27/18)
 INT:.....1 (2x) MR: at Florida State (10/17/20)
 PBU:.....1 (13x) MR: vs. South Carolina (12/30/21)

#29 DB JORDAN MUKES

Tackles:.....2 vs. W. Carolina (9/11/21)
 TFL:.....N/A
 Sacks:.....N/A
 INT:.....N/A
 PBU:.....N/A

#22 TE DANIEL PARKER (*AT MISSOURI)

Rec:.....*4 (2x) MR: vs. Tennessee (11/23/19)
 Yards:.....*46 vs. South Carolina (9/21/19)
 TDs:.....*2 at Kentucky (9/11/21)

#31 DL JALEN REDMOND

Tackles:.....5 vs. Nebraska (9/18/21)
 TFL:.....2.5 (2x) MR: vs. Kent State (9/10/22)
 Sacks:.....1.5 (2x) MR vs. Nebraska (9/18/21)
 INT:.....N/A
 PBU:.....1 (3x) MR: vs. UTEP (9/3/22)

#92 DL KORI ROBERSON

Tackles:.....4 vs. West Virginia (9/25/21)
 TFL:.....1.0 (3x) MR vs. West Virginia (9/25/21)
 Sacks:.....1.0 at TCU (10/24/20)
 INT:.....N/A
 PBU:.....1 vs. Baylor (12/5/20)

#19 QB RALPH RUCKER

Comp:.....2 vs. W. Carolina (9/11/21)
 Att:.....2 vs. W. Carolina (9/11/21)
 Pass Yds:.....20 vs. W. Carolina (9/11/21)
 Pass TDs:.....N/A
 Rush Yds:.....N/A
 Rush TDs:.....N/A

#20 DL CLAYTON SMITH

Tackles:.....4 at Nebraska (9/17/22)
 TFL:.....1.0 at Nebraska (9/17/22)
 Sacks:.....N/A
 INT:.....N/A
 PBU:.....N/A

#89 WR DAMON SMITH

Rec:.....2 vs. Missouri State (9/12/20)
 Yards:.....7 vs. Missouri State (9/12/20)
 TDs:.....N/A

#12 WR DRAKE STOOPS

Rec:.....3 (6x) MR: at Nebraska (9/17/22)
 Yards:.....93 vs. Kansas State (9/26/20)
 TDs:.....1 (5x) MR: vs. Kent State (9/10/22)

#33 DL MARCUS STRIPLING

Tackles:.....4 vs. Oregon (12/29/21)
 TFL:.....2.0 vs. Oregon (12/29/21)
 Sacks:.....1.5 vs. Kansas (11/7/20)
 INT:.....N/A
 PBU:.....N/A

#28 LB DANNY STUTSMAN

Tackles:.....12 vs. Kent State (9/10/22)
 TFL:.....4.0 vs. Kent State (9/10/22)
 Sacks:.....1.0 vs. Kent State (9/10/22)
 INT:.....N/A
 PBU:.....N/A

#31 TE JACKSON SUMLIN

Rec:.....3 vs. W. Carolina (9/11/21)
 Yards:.....19 vs. W. Carolina (9/11/21)
 TDs:.....N/A

#32 DL R MASON THOMAS

Tackles:.....2 vs. UTEP (9/3/22)
 TFL:.....0.5 vs. UTEP (9/3/22)
 Sacks:.....0.5 vs. UTEP (9/3/22)
 INT:.....N/A
 PBU:.....N/A

#2 LB DAVID UGWOGGBU

Tackles:.....7 (2x) vs. UTEP (9/3/22)
 TFL:.....2.0 (3x) vs. UTEP (9/3/22)
 Sacks:.....1.0 (2x) vs. UTEP (9/3/22)
 INT:.....1 vs. Okla. State (11/21/20)
 PBU:.....1 at Okla. State (11/30/20)

#29 RB TAWEE WALKER

Rush:.....5 vs. Kent State (9/10/22)
 Yards:.....21 vs. Kent State (9/10/22)
 TDs:.....N/A

#0 DB WOODI WASHINGTON

Tackles:.....10 vs. LSU (12/28/19)
 TFL:.....N/A
 Sacks:.....N/A
 INT:.....2 at Okla. State (11/27/21)
 PBU:.....1 (6x) MR: vs. Oregon (12/29/21)

#10 WR THEO WEASE

Rec:.....8 vs. Texas (10/10/20)
 Yards:.....105 at Texas Tech (10/31/20)
 TDs:.....2 vs. Okla. State (11/21/20)

#81 WR TREVON WEST

Rec:.....4 vs. Missouri State (9/12/20)
 Yards:.....59 vs. Missouri State (9/12/20)
 TDs:.....N/A

#23 LB DASHAUN WHITE

Tackles:.....10 vs. Nebraska (9/18/21)
 TFL:.....1.5 (3x) MR: vs. TCU (10/16/21)
 Sacks:.....1.5 vs. Missouri State (9/12/20)
 INT:.....N/A
 PBU:.....1 (3x) MR: at Nebraska (9/17/22)

#13 LB SHANE WHITTER

Tackles:.....5 vs. Kansas (11/7/20)
 TFL:.....1.5 vs. West Virginia (9/25/21)
 Sacks:.....N/A
 INT:.....N/A
 PBU:.....1 vs. Florida (12/30/20)

#24 DB GENTRY WILLIAMS

Tackles:.....1 vs. UTEP (9/3/22)
 TFL:.....N/A
 Sacks:.....N/A
 INT:.....1 vs. UTEP (9/3/22)
 PBU:.....N/A

#9 TE BRAYDEN WILLIS

Rec:.....4 (2x) vs. UTEP (9/3/22)
 Yards:.....51 vs. W. Carolina (9/11/21)
 TDs:.....2 (2x) vs. UTEP (9/3/22)

THE LAST TIME...

INDIVIDUAL

Rushed 30 times

OU: 37, Samaje Perine vs. Oklahoma State (12/3/16)
Opp.: 30, Justice Hill, Oklahoma State (11/4/17)

Rushed 40 times

OU: 55, Steve Owens at Oklahoma State (11/29/69)
Opp.: 40, Ricky Williams, Texas (10/11/97)

Rushed 50 times

OU: 55, Steve Owens at Oklahoma State (11/29/69)
Opp.: Has not happened since at least 1996

Rushed for 100 yards

OU: 113, Eric Gray at Nebraska (9/17/22)
Opp.: 153, Travis Dye, Oregon (12/29/21)

Quarterback rushed for 100 yards

OU: 173, Jalen Hurts vs. TCU (11/23/19)
Opp.: 107, Gerry Bohanon, Baylor (11/13/21)

Rushed for 200 yards

OU: 217, Kennedy Brooks vs. Texas (10/9/21)
Opp.: 252, Pooka Williams, Kansas (11/17/18)

Rushed for 300 yards

OU: 427, Samaje Perine vs. Kansas (11/22/14)
Opp.: 331, Justin Crawford, West Virginia (11/19/16)

Rushed for 400 yards

OU: 427, Samaje Perine vs. Kansas (11/22/14)
Opp.: Never

Two 100-yard rushers

OU: 186, Rhamondre Stevenson and 110, Marcus Major vs. Florida (12/30/20)
Opp.: 148, Abram Smith and 107, Gerry Bohanon, Baylor (11/13/21)

Three 100-yard rushers

OU: 146, Trevor Knight, 144, Alex Ross & 110 Samaje Perine at Iowa St. (11/1/14)
Opp.: Never

Had a 70-yard run from scrimmage

OU: 74, Caleb Williams vs. Iowa State (11/20/21)
Opp.: 75, Sony Michel, Georgia (1/1/18)

Had an 80-yard run from scrimmage

OU: 86, Kennedy Brooks vs. Kansas State (10/27/18)
Opp.: 81, D'Onta Foreman, Texas (10/10/15)

Had a 90-yard run from scrimmage

OU: 99, Abdul Adams at Baylor (9/23/17)
Opp.: 99, Eric Vann, Kansas (10/4/97)

Rushed for three touchdowns

OU: 3, Kennedy Brooks vs. Oregon (12/29/21)
Opp.: 3, Skylar Thompson, Kansas State (9/26/20)

Rushed for four touchdowns

OU: 4, Rodney Anderson vs. West Virginia (11/25/17)
Opp.: 4, Sam Ehlinger, Texas (10/10/20)

Rushed for five touchdowns

OU: 5, Samaje Perine vs. Kansas (11/22/14)
Opp.: Never

Rushed for six touchdowns

OU: 6, Quentin Griffin vs. Texas (10/7/00)
Opp.: Never

Passed for 300 yards

OU: 402, Caleb Williams vs. Texas Tech (10/30/21)
Opp.: 306, Anthony Brown, Oregon (12/29/21)

Passed for 400 yards

OU: 402, Caleb Williams vs. Texas Tech (10/30/21)
Opp.: 493, Joe Burrow, LSU (12/28/19)

Passed for 500 yards

OU: 598, Baker Mayfield at Oklahoma State (11/4/17)
Opp.: 539, Will Grier, West Virginia (11/23/18)

Attempted 40 passes

OU: 41, Spencer Rattler vs. Kansas State (9/26/20)
Opp.: 40, Anthony Brown, Oregon (12/29/21)

Attempted 50 passes

OU: 71, Landry Jones vs. Oklahoma State (11/24/12)
Opp.: 56, Charlie Brewer, Baylor (12/5/20)

Attempted 60 passes

OU: 71, Landry Jones vs. Oklahoma State (11/24/12)
Opp.: 60, Charlie Brewer, Baylor (9/29/18)

Threw three touchdown passes

OU: 3, Dillon Gabriel vs. Kent State (9/10/22)
Opp.: 3, Anthony Brown, Oregon (12/29/21)

Threw four touchdown passes

OU: 6, Caleb Williams vs. Texas Tech (10/30/21)
Opp.: 4, Max Duggan, TCU (10/16/21)

Threw five touchdown passes

OU: 6, Caleb Williams vs. Texas Tech (10/30/21)
Opp.: 5, Casey Thompson, Texas (10/9/21)

Threw six touchdown passes

OU: 6, Caleb Williams vs. Texas Tech (10/30/21)
Opp.: 7, Joe Burrow, LSU (12/28/19)

Non-quarterback touchdown pass

OU: 24 yards, Brayden Willis to Marcus Major at Nebraska (9/17/22)
Opp.: 9 yards, Pooka Williams to Jeremiah Booker, Kansas (11/17/18)

Caught 10 passes

OU: 10, CeeDee Lamb vs. Texas (10/12/19)
Opp.: 10, Trey Palmer, Nebraska (9/17/22)

Had 100 yards receiving

OU: 163, Marvin Mims vs. Kent State (9/10/22)
Opp.: 152, Charlie Kolar, Iowa State (11/20/21)

Two 100-yard receivers

OU: 135, Marvin Mims; 100, Mario Williams vs. Texas Tech (10/30/21)
Opp.: 225, Gary Jennings; 131, David Sills V, West Virginia (11/23/18)

Had 150 yards receiving

OU: 163, Marvin Mims vs. Kent State (9/10/22)
Opp.: 152, Charlie Kolar, Iowa State (11/20/21)

Had 200 yards receiving

OU: 243, Marquise Brown at West Virginia (11/23/18)
Opp.: 261, Xavier Worthy, Texas (10/9/21)

Had a 70-yard pass completion

OU: 71, Jalen Hurts to CeeDee Lamb vs. Baylor (12/7/19)
Opp.: 75, Max Duggan to Quentin Johnston, TCU (10/16/21)

Had an 80-yard pass completion

OU: 82, Kyler Murray to CeeDee Lamb, vs. Kansas State (10/27/18)
Opp.: 81, Jacob Zeno to Trestan Ebner, Baylor (12/7/19)

Had a 90-yard pass completion

OU: 90, Eric Moore to P.J. Mills vs. Iowa State (10/7/95)
Opp.: 90, Jake Waters to Tyler Lockett, Kansas State (11/23/13)

Caught two touchdown passes

OU: 2, Marvin Mims vs. Kent State (9/10/22)
Opp.: 3, Quentin Johnston, TCU (10/16/21)

Caught three touchdown passes

OU: 3, Jadon Haselwood vs. TCU (10/16/21)
Opp.: 3, Quentin Johnston, TCU (10/16/21)

Caught four touchdown passes

OU: 4, Kenny Stills at West Virginia (11/17/12)
Opp.: 4, Justin Jefferson, LSU (12/28/19)

100-yard rusher and 100-yard receiver

OU: 217 (rush), Kennedy Brooks, 136 (rec.), Marvin Mims vs. Texas (10/9/21)
Opp.: 101 (rec.), Kwamie Lassiter II, 100 (rush), Devin Neal, Kansas (10/23/21)

100-yard rusher and 100-yard receiver (same player)

OU: 151 (rush) and 139 (rec.) Rodney Anderson vs. TCU (11/11/17)
Opp.: Has not happened since at least 1996

150-yard rusher and 150-yard receiver

OU: 182 (rush), Kennedy Brooks and 114 (rush) Kyler Murray, 243 (rec.), Marquise Brown at West Virginia (11/23/18)
Opp.: 161 (rush), Zack Langer, 189 (rec.), Keyarris Garrett, Tulsa (9/19/15)

200-yard rusher and 200-yard receiver

OU: 263 (rush), Joe Mixon, 202 (rec.), Dede Westbrook at Texas Tech (10/22/16)
Opp.: 344 (rush), Tavon Austin, 205 (rec.), Stedman Bailey, West Virginia (11/17/12)

Returned a punt for a touchdown

OU: 71, Dede Westbrook vs. Kansas (10/29/16)
Opp.: 92, Tyreek Hill, Oklahoma State (12/6/14)

Returned a kickoff for a touchdown

OU: 97, Joe Mixon vs. Ohio State (9/17/16)
Opp.: 100, Brennan Presley, Oklahoma State (11/27/21)

Returned an interception for a touchdown

OU: 45, Tre Norwood vs. Florida (12/30/20)
Opp.: 98, Vernon Scott, TCU (11/23/19)

Returned a fumble for a touchdown

OU: 42, Jalen Redmond vs. Iowa State (11/20/21)
Opp.: 63, Cassius Sendish, Kansas (11/22/14)

Returned a blocked field goal for a touchdown

OU: 48, Darryl Bright vs. Texas Tech (11/21/98)
Opp.: Under research

Returned a blocked punt for a touchdown

OU: 0, Austin Stogner vs. West Virginia (10/19/19)
Opp.: 24, Nathan Jeffery, UTEP (9/1/12)

Had 10 tackles

OU: 10, Jaren Kanak at Nebraska (9/17/22)
Opp.: 12, Nico Bolden, Kent State (9/10/22)

Had 15 tackles

OU: 15, Kenneth Murray vs. Alabama (12/29/18)
Opp.: 16, Garret Wallow, TCU (11/23/19)

Had 20 tackles

OU: 28, Kenneth Murray; 23, Curtis Bolton vs. Army (9/22/18)
Opp.: 21, Jalen Reeves-Maybin, Tennessee (9/12/15)

Had multiple interceptions

OU: 2, Woodi Washington at Oklahoma State (11/27/21)
Opp.: 2, Dylan Haines, Texas (10/8/16)

Had at least 2.0 sacks

OU: 2.5, Reggie Grimes, vs. UTEP (9/3/22)
Opp.: 2.0, Khalib Johns, Kent State (9/10/22)

Blocked a punt

OU: David Ugwoegbu vs. Texas (10/10/20)
Opp.: DeMarvion Overshown, Texas (10/9/21)

Blocked a field goal

OU: Perrion Winfrey vs. Texas (10/10/20)
Opp.: Lorenzo Carter, Georgia (1/1/18)

Blocked an extra point attempt

OU: Isaiah Coe vs. Nebraska (9/18/21)
Opp.: Team, Kansas (11/17/18)

Recorded a safety

OU: David Ugwoegbu vs. Kent State (9/10/22)
Opp.: Team, Texas A&M (11/6/10) (Bad snap thru end zone)

Made three field goals

OU: 4, Gabe Brkic vs. Texas (10/9/21)
Opp.: 3, John Mayers, Baylor (12/7/19)

Made a 50-yard field goal

OU: 53, Gabe Brkic vs. Texas Tech (10/30/21)
Opp.: 55, Rodrigo Blankenship, Georgia (1/1/18)

Had a 70-yard punt

OU: 85, Michael Turk vs. Texas (10/9/21)
Opp.: 78, Cameron Dicker, Texas (10/9/21)

Converted a two-point conversion

OU: Spencer Rattler pass to Drake Stoops vs. Texas (10/9/21)
Opp.: Kris Hutson, Oregon (12/29/21)

Returned a blocked PAT for a two-point conversion:

OU: Patrick Fields vs. Nebraska (9/18/21)
Opp.: Quandre Diggs, Texas (10/13/12)

Returned a two-point PAT attempt for a two-point conversion:

OU: Robert Barnes at Texas Tech (11/3/18)
Opp.: N/A

TEAM

Scored 40 points

OU: 49-14, at Nebraska (9/17/22)
Opp: 48-55, Texas (10/9/21)

Scored 50 points

OU: 52-21, vs. Texas Tech (10/30/21)
Opp: 63-28, LSU (12/28/19)

Scored 60 points

OU: 76-0, vs. Western Carolina (9/11/21)
Opp: 63-28, LSU (12/28/19)

Scored 70 points

OU: 76-0, vs. Western Carolina (9/11/21)
Opp.: 73-21, Nebraska (11/2/96)

Posted a shutout

OU: 76-0, vs. Western Carolina (9/11/21)
Opp.: 29-0, at Texas A&M (11/7/98)

Rushed for 200 yards

OU: 312, at Nebraska (9/17/22)
Opp.: 296, Baylor (11/13/21)

Rushed for 300 yards

OU: 312, at Nebraska (9/17/22)
Opp.: 348, Kansas (11/17/18)

Rushed for 400 yards

OU: 435, vs. Florida (12/30/20)
Opp.: 458 at West Virginia (11/17/12)

Rushed for 500 yards

OU: 510, Kansas (11/22/14)
Opp.: Never

Rushed for 600 yards

OU: 768 vs. Kansas State (10/15/88)
Opp.: Never

Rushed for 700 yards

OU: 768 vs. Kansas State (10/15/88)
Opp.: Never

Rushed for less than 100 yards

OU: 78 vs. Baylor (11/13/21)
Opp.: 89, UTEP (9/3/22)

Rushed for five touchdowns

OU: 5 vs. Western Carolina (9/11/21)
Opp.: 6, Kansas State (10/26/19)

Rushed for six touchdowns

OU: 6 vs. Kansas (11/7/20)
Opp.: 6, Kansas State (10/26/19)

Rushed for seven touchdowns

OU: 7, Texas Tech (10/24/15)
Opp.: 8, Nebraska (11/1/97)

Rushed for eight touchdowns

OU: 8, Florida A&M (9/8/12)
Opp.: 8, Nebraska (11/1/97)

Passed for 300 yards

OU: 469, vs. Texas Tech (10/30/21)
Opp.: 306, Oregon (12/29/21)

Passed for 400 yards

OU: 469, vs. Texas Tech (10/30/21)
Opp.: 532, LSU (12/28/19)

Passed for 500 yards

OU: 598, at Oklahoma State (11/4/17)
Opp.: 532, LSU (12/28/19)

Passed for less than 100 yards

OU: 96, Iowa State (11/20/21)
Opp.: 65, TCU (11/23/19)

Passed for five touchdowns

OU: 7, vs. Texas Tech (10/30/21)
Opp.: 5, Texas (10/9/21)

Passed for six touchdowns

OU: 7, vs. Texas Tech (10/30/21)
Opp.: 7, LSU (12/28/19)

Gained 500 yards total offense

OU: 580, at Nebraska (9/17/22)
Opp.: 529, TCU (10/16/21)

Gained 600 yards total offense

OU: 662, vs. Texas (10/9/21)
Opp.: 692, LSU (12/28/19)

Gained 700 yards total offense

OU: 733, vs. South Dakota (9/7/19)
Opp.: 704, West Virginia (11/23/18)

Gained 800 yards total offense

OU: 854, at Texas Tech (10/22/16)
Opp.: 854, Texas Tech (10/22/16)

Held under 100 total yards

OU: 83, vs. Navy (10/2/65)
Opp.: 44 vs. Idaho State (9/12/09)

Held under 200 total yards

OU: 171, vs. Texas (10/8/05)
Opp.: 178, vs. Western Carolina (9/11/21)

BEST OF THE 2000s

INDIVIDUAL

OFFENSE

Rushing Yards

427, Samaje Perine vs. Kansas (11/22/14)*
 263, Joe Mixon at Texas Tech (10/22/16)
 249, Adrian Peterson at Oklahoma State (10/30/04)
 248, Quentin Griffin vs. Texas (10/12/02)
 242, Samaje Perine at West Virginia (9/20/14)

Rushing Attempts

37, Samaje Perine vs. Oklahoma State (12/3/16)
 36, Adrian Peterson at Kansas State (10/16/04)
 35, Samaje Perine vs. Texas (10/8/16)
 35, DeMarco Murray vs. Utah State (9/4/10)
 35, Allen Patrick at Missouri (10/28/06)
 35, Allen Patrick vs. Colorado (10/21/06)

Rushing Touchdowns

6, Quentin Griffin vs. Texas (10/7/00)*
 5, Samaje Perine vs. Kansas (11/22/14)
 5, DeMarco Murray vs. North Texas (9/1/07)
 4, Done 8 times, MR:
 Rodney Anderson vs. West Virginia (11/25/17)

Passing Yards

598, Baker Mayfield at Oklahoma State (11/4/17)*
 554, Landry Jones at West Virginia (11/17/12)
 545, Baker Mayfield at Texas Tech (10/22/16)
 505, Landry Jones at Kansas State (10/29/11)
 500, Landry Jones vs. Oklahoma State (11/24/12)

Pass Completions

46, Landry Jones vs. Oklahoma State (11/24/12)*
 38, Landry Jones at West Virginia (11/17/12)
 37, Landry Jones at Oklahoma State (11/27/10)
 36, Done 5 times, MR: Landry Jones at Baylor (11/19/11)

Pass Attempts

71, Landry Jones vs. Oklahoma State (11/24/12)*
 62, Landry Jones at Oklahoma State (11/27/10)
 59, Landry Jones at Texas A&M (11/6/10)
 58, Landry Jones at Nebraska (11/7/09)
 55, Landry Jones vs. Texas Tech (10/22/11)

Passing Touchdowns

7, Baker Mayfield at Texas Tech (10/22/16)*
 6, Caleb Williams vs. Texas Tech (10/30/21)
 6, Kyler Murray vs. Baylor (9/29/18)
 6, Landry Jones at West Virginia (11/17/12)
 6, Landry Jones vs. Tulsa (9/19/09)
 5, Done 19 times, MR: Spencer Rattler vs. Western Carolina (9/11/21)

Receptions

15, Sterling Shepard vs. Kansas State (10/18/14)*
 15, Justin Brown vs. Oklahoma State (11/24/12)*
 15, Jalen Saunders vs. Notre Dame (10/27/12)*
 15, Ryan Broyles vs. Iowa State (10/16/10)*
 14, Sterling Shepard at Baylor (11/14/15)
 14, Ryan Broyles at Kansas State (10/29/11)
 14, Ryan Broyles vs. Tulsa (9/3/11)

Receiving Yards

265, Marquise Brown at Oklahoma State (11/4/17)*
 243, Marquise Brown at West Virginia (11/23/18)
 232, Dede Westbrook vs. Texas (10/8/16)
 217, Ryan Broyles at Kansas (10/15/11)
 215, Sterling Shepard at TCU (10/4/14)

Receiving Touchdowns

4, Kenny Stills at West Virginia (11/17/12)*
 4, Jermaine Gresham vs. Texas A&M (11/3/07)*
 4, Trent Smith at Kansas (10/13/01)*
 3, Done 15 times, MR: CeeDee Lamb vs. Texas Tech (9/28/19)

Total Offense

589, Baker Mayfield at Oklahoma State (11/4/17)*
 572, Baker Mayfield vs. Tulsa (9/19/15)
 564, Baker Mayfield at Texas Tech (10/22/16)
 554, Landry Jones at West Virginia (11/17/12)
 508, Jalen Hurts vs. Houston (9/1/19)

All-Purpose Yards

446, Samaje Perine vs. Kansas (11/22/14)*
 377, Joe Mixon at Texas Tech (10/22/16)
 316, Ryan Broyles vs. Oklahoma State (11/28/09)
 301, Ryan Broyles at Kansas (10/15/11)
 290, Rodney Anderson vs. TCU (11/11/17)

Tackles

28, Kenneth Murray vs. Army (9/22/18)
 23, Curtis Bolton vs. Army (9/22/18)
 19, Dominique Alexander vs. Texas (10/12/13)
 19, Travis Lewis vs. Texas (10/11/08)
 19, Lance Mitchell at Missouri (10/5/02)

Tackles for Loss

5.0, Pryce Macon vs. Nebraska (12/4/10)
 5.0, Rufus Alexander vs. Middle Tennessee (9/23/06)
 5.0, Teddy Lehman vs. Kansas State (12/6/03)
 5.0, Jimmy Wilkerson at Baylor (11/4/00)
 4.0, many times, MR: Danny Stutsman vs. Kent State (9/10/22)

Sacks

3.0, 15 times, MR: Nik Bonitto vs. Kansas (11/7/20)

Interceptions

3, Tony Jefferson vs. Ball State (10/1/11)*
 3, J.T. Thatcher vs. Kansas (9/30/00)*
 2, 24 times, MR: Woodi Washington at Okla. State (11/27/21)

Pass Breakups

5, Derrick Strait vs. Oklahoma State (11/24/01)
 4, 9 times, MR: Tre Brown vs. Baylor (9/29/18)

SPECIAL TEAMS

Field Goals Made

4, 10 times, MR: Gabe Brkic vs. Texas (10/9/21)*

LONGEST PLAYS

Rush

99, Abdul Adams at Baylor (9/23/17)*
 95, Damien Williams vs. Texas (10/13/12)#
 92, DeMarco Murray vs. Utah State (9/15/07)#
 89, Damien Williams vs. Florida A&M (9/8/12)#
 86, Kennedy Brooks vs. Kansas State (10/27/18)#
 84, Adrian Peterson vs. Oklahoma State (11/26/05)#

Pass Play

88, Baker Mayfield to Dede Westbrook vs. Kansas State (10/15/16)#
 87, Kyler Murray to Marquise Brown vs. Tulane (9/16/17)#
 86, Landry Jones to Cameron Kenney at OSU (11/27/10)#
 86, Kyler Murray to CeeDee Lamb vs. Baylor (9/29/18)#
 84, Baker Mayfield to Marquise Brown at Oklahoma State (11/4/17)#
 82, Kyler Murray to CeeDee Lamb vs. Kansas State (10/27/18)#
 82, Baker Mayfield to CeeDee Lamb vs. Tulane (9/16/17)#
 82, Blake Bell to Jaz Reynolds vs. Tulsa (9/14/13)

Punt

85, Michael Turk vs. Texas (10/9/21)
 85, Tress Way vs. Utah State (9/4/10)
 75, Tress Way at TCU (12/1/12)
 75, Michael Cohen at Texas A&M (11/4/06)
 74, Tress Way vs. Oklahoma State (11/28/09)
 73, Cody Freeby at Texas Tech (11/19/05)

Field Goal

56, Gabe Brkic vs. Western Carolina (9/11/21)
 56, Gabe Brkic vs. Tulane (9/4/21)
 55, Gabe Brkic vs. Tulane (9/4/21)
 54, Gabe Brkic vs. Iowa State (12/19/20)
 53, Gabe Brkic vs. Texas Tech (10/30/21)
 53, Michael Hunnicutt at Kansas State (10/29/11)
 53, Garrett Hartley vs. Utah State (9/15/07)
 52, Garrett Hartley vs. Texas (10/8/05)
 51, Austin Seibert vs. West Virginia (11/25/17)
 51, Gabe Brkic vs. Tulane (9/4/21)
 51, Gabe Brkic at Iowa State (10/3/20)
 50, Garrett Hartley at Nebraska (10/29/05)
 50, Gabe Brkic vs. Baylor (12/5/20)
 50, Gabe Brkic vs. Kansas (11/7/20)

Punt Return

91, Antonio Perkins at Tulsa (8/30/02)#
 91, Jalen Saunders vs. Iowa State (11/16/13)#
 90, Justin Brown vs. Kansas (10/20/12)#
 87, Ryan Broyles vs. Oklahoma State (11/28/09)#
 84, Antonio Perkins vs. UCLA (9/20/03)#

Kick Return

100, Alex Ross at West Virginia (9/20/14)#*
 100, Roy Finch vs. Kansas (10/20/12)*
 100, Mark Bradley at Iowa State (10/4/03)*
 97, Joe Mixon vs. Ohio State (9/17/16)#
 93, J.T. Thatcher at Kansas State (10/14/00)

Interception Return

100, Julian Wilson vs. Tennessee (9/13/14)*
 97, Derrick Strait at Texas Tech (11/22/03)
 85, Dominique Franks at Kansas (10/24/09)#
 85, J.T. Thatcher vs. Texas Tech (11/18/00)#
 80, Jordan Evans at West Virginia (11/19/16)#

Fumble Return

70, Nik Bonitto at Kansas State (10/2/21)*
 69, Cory Heinecke at Air Force (9/1/01)#
 61, Reggie Smith vs. Miami (FL) (9/8/07)#
 56, Jamell Fleming vs. Texas (10/8/11)#
 53, Keenan Clayton vs. Texas Tech (11/22/08)

* School record

Play resulted in a touchdown

TEAM

OFFENSE

First Downs

44, vs. Oklahoma State (11/24/12)
41, at Iowa State (11/1/14)
39, vs. Missouri (12/6/08)
38, vs. Tulsa (9/19/15)
37, vs. Iowa State (10/16/10)

Rushing Yards

510, vs. Kansas (11/22/14)
510, at Iowa State (11/1/14)
435, vs. Florida (12/30/20)
405, vs. Texas Tech (10/24/15)
405, vs. Iowa State (11/16/13)
384, at Texas Tech (11/15/14)

Rushing Attempts

66, vs. Iowa State (10/19/02)
64, vs. TCU (11/23/19)
64, at West Virginia (11/19/16)
63, vs. Oklahoma State (12/6/14)
61, vs. Texas A&M (11/8/03)
61, vs. Texas Tech (11/23/02)

Rushing Touchdowns

8, vs. Florida A&M (9/8/12)
7, vs. Texas Tech (10/24/15)
7, vs. North Texas (9/1/07)
7, vs. Texas (10/7/00)
6, vs. Kansas (11/7/20)
6, at Texas Tech (10/31/20)
6, vs. Texas (10/13/12)
6, vs. Missouri (12/6/08)

Passing Yards

598, at Oklahoma State (11/4/17)
554, at West Virginia (11/17/12)
545, at Texas Tech (10/22/16)
520, at Kansas State (10/29/11)
512, vs. Oklahoma State (11/24/12)

Pass Completions

47, vs. Oklahoma State (11/24/12)
39, vs. Tulsa (9/3/11)
39, vs. Tulsa (11/3/01)
38, at West Virginia (11/17/12)
37, at Oklahoma State (11/27/10)
37, at Kansas State (10/29/11)

Pass Attempts

73, vs. Oklahoma State (11/24/12)
62, at Oklahoma State (11/27/10)
60, at Texas A&M (11/6/10)
58, at Nebraska (11/7/09)
55, vs. Texas Tech (10/22/11)

Passing Touchdowns

7, vs. Texas Tech (10/30/21)
7, at Texas Tech (10/22/16)
6, vs. South Dakota (9/7/19)
6 vs. Baylor (9/29/18)
6, at West Virginia (11/17/12)
6, vs. Tulsa (9/19/09)
6, vs. Miami (FL) (9/8/07)
5, 24 times, MR: vs. Western Carolina (9/11/21)

Total Offense

854, at Texas Tech (10/22/16)
785, at Oklahoma State (11/4/17)
773, vs. Tulsa (9/19/15)
751, at Iowa State (11/1/14)
733, vs. South Dakota (9/7/19)
710, at Kansas (10/31/15)

Points

79, vs. North Texas (9/1/07)
77, vs. Texas A&M (11/8/03)
76, vs. Western Carolina (9/11/21)
70, vs. South Dakota (9/7/19)
69, vs. Florida A&M (9/8/12)
68, vs. UTEP (9/14/02)
66, at Texas Tech (10/22/16)
66, at Texas A&M (11/8/08)

DEFENSE

Fewest First Downs Allowed

1, vs. Chattanooga (8/30/08)
3, vs. Colorado (12/4/04)
3, vs. Texas A&M (11/8/03)
5, vs. Colorado (10/21/06)
5, vs. Iowa State (10/19/02)
5, vs. Texas A&M (11/10/01)

Fewest Rush Yards Allowed

-48, at Baylor (11/18/06)
-22, vs. Idaho State (9/12/09)
-7, at Texas Tech (11/17/01)
-7, vs. Texas (10/7/00)
-4, vs. Colorado (12/4/04)

Fewest Pass Yards Allowed

13, vs. Arkansas (1/1/02)
16, at Kansas (10/19/13)
20, vs. Chattanooga (8/30/08)
25, at Baylor (11/4/00)
32, vs. Texas A&M (11/8/03)
40, vs. Army (9/22/18)

Fewest Completions Allowed

2, vs. Arkansas (1/1/02)
3, vs. Army (9/22/18)
3, vs. Chattanooga (8/30/08)
3, vs. Colorado (10/21/06)
4, vs. Texas A&M (11/8/03)
4, vs. Iowa State (10/19/02)

Fewest Total Yards Allowed

36, vs. Chattanooga (8/30/08)
44, vs. Idaho State (9/12/09)
46, vs. Colorado (12/4/04)
50, vs. Arkansas (1/1/02)
54, vs. Texas A&M (11/8/03)

Fewest Points Allowed

0, 15 times, MR: vs. Western Carolina (9/11/21)

Most Sacks Recorded

9, vs. Kansas (11/7/20)
9, vs. Texas (10/12/19)
9, vs. Arkansas (1/1/02)
9, at Nebraska (10/29/05)
8, vs. Texas (10/8/11)
7, 8 times, MR: vs. Iowa State (11/20/21)

Most Tackles for Loss Recorded

17, vs. Idaho State (9/12/09)
16, vs. Texas (10/8/11)
15, vs. Oklahoma State (11/26/05)
15, vs. Texas (10/12/19)
15, vs. Baylor (12/7/19)
14, 3 times, MR: vs. Kent State (9/10/22)

Most Interceptions Recorded

5, at Texas Tech (11/22/03)
5, vs. Kansas (9/30/00)
4, vs. Texas Tech (10/24/15)
4, vs. Texas (10/6/01)
3, 25 times, MR: vs. TCU (11/21/15)

Most Turnovers Forced

7, vs. Kansas (9/30/00)
7, vs. UTEP (9/2/00)
6, vs. Texas (10/11/03)
5, 10 times, MR: vs. West Virginia (10/3/15)

2022 RESULTS (OVERALL: 3-0 BIG 12: 0-0 HOME: 2-0 AWAY: 1-0 NEUTRAL: 0-0)										
Date	CFP/AP/C	Opponent (Rank)	TV	Site	Result	Attend.	Top Passer	Top Rusher	Top Receiver	Top Tackler
9/2	(NA/9/9)	UTEP	FOX	Norman	W, 45-13	83,173	Gabriel (15-23-233-0, 2 TD)	Gray (16-102-0)	Mims (3-81-0)	Bowman/Stutsman (9)
9/10	(NA/7/7)	Kent State	ESPN+	Norman	W, 33-3	83,911	Gabriel (21-28-296-0, 3 TD)	Gray (10-71-0)	Mims (7-163-2)	Stutsman (12)
9/17	(NA/6/6)	Nebraska	FOX	Lincoln, Neb.	W, 49-14	87,161	Gabriel (16-27-230-0, 2 TD)	Gray (11-113-2)	Mims (6-66-0)	Kanak (10)
9/24	(NA/6/6)	Kansas State	FOX	Norman						
10/1		at TCU		Fort Worth, Texas						
10/8		vs. Texas		Dallas, Texas						
10/15		Kansas		Norman						
10/29		at Iowa State		Ames, Iowa						
11/5		Baylor		Norman						
11/12		at West Virginia		Morgantown, W.Va.						
11/19		Oklahoma State		Norman						
11/26		at Texas Tech		Lubbock, Texas						

TEAM STATISTICS

	OU	OPP
SCORING	127	30
Points Per Game	42.3	10.0
Points Off Turnovers	10	0
FIRST DOWNS	73	67
Rushing	35	27
Passing	33	33
Penalty	5	7
RUSHING YARDAGE	705	355
Yards gained rushing	754	513
Yards lost rushing	49	158
Rushing Attempts	128	128
Average Per Rush	5.5	2.8
Average Per Game	235.0	118.3
TDs Rushing	9	2
PASSING YARDAGE	797	583
Comp-Att-Int	55-81-0	63-103-3
Average Per Pass	9.8	5.7
Average Per Catch	14.5	9.3
Average Per Game	265.7	194.3
TDs Passing	8	1
TOTAL OFFENSE	1502	938
Total Plays	209	231
Average Per Play	7.2	4.1
Average Per Game	500.7	312.7
KICK RETURNS: #-Yards	5-84	3-47
PUNT RETURNS: #-Yards	7-127	4-10
INT RETURNS: #-Yards	3-22	0-0
KICK RETURN AVERAGE	16.8	15.7
PUNT RETURN AVERAGE	18.1	2.5
INT RETURN AVERAGE	7.3	0.0
FUMBLES-LOST	5-1	6-2
PENALTIES-Yards	18-149	18-159
Average Per Game	49.7	53.0
PUNTS-Yards	12-514	18-767
Average Per Punt	42.8	42.6
Net punt average	42.0	35.6
KICKOFFS-Yards	22-1400	10-628
Average Per Kick	63.6	62.8
Net kick average	41.0	41.9
TIME OF POSSESSION/Game	24:55	35:05
3RD-DOWN Conversions	16/36	17/48
3rd-Down Pct	44%	35%
4TH-DOWN Conversions	3/5	1/5
4th-Down Pct	60%	20%
SACKS BY-Yards	13-96	7-27
MISC YARDS	0	0
TOUCHDOWNS SCORED	17	3
FIELD GOALS-ATTEMPTS	2-3	3-4
ON-SIDE KICKS	0-0	0-0
RED-ZONE SCORES	(11-12) 92%	(3-5) 60%
RED-ZONE TOUCHDOWNS	(9-12) 75%	(2-5) 40%
PAT-ATTEMPTS	(17-17) 100%	(3-3) 100%
ATTENDANCE	167084	87161
Games/Avg Per Game	2/83542	1/87161
Neutral Site Games		0/0

SCORE BY QUARTERS

	1st	2nd	3rd	4th	OT	TOTAL
Oklahoma	35	35	52	5	—	127
Opponents	7	13	0	10	—	30

RUSHING

Name	G	Att	Gain	Loss	Net	Avg	TD	Long	Avg/G
Gray, Eric	3	37	286	0	286	7.7	2	44	95.3
Major, Marcus	3	24	129	2	127	5.3	4	27	42.3
Barnes, Jovantae	3	26	123	0	123	4.7	0	31	41.0
Gabriel, Dillon	3	16	95	30	65	4.1	2	61	21.7
Walker, Tawee	3	11	48	0	48	4.4	0	7	16.0
Freeman, Gavin	3	1	46	0	46	46.0	1	46	15.3
Beville, Davis	3	4	18	1	17	4.2	0	13	5.7
Stoops, Drake	3	2	5	0	5	2.5	0	5	1.7
Mims Jr., Marvin	3	2	4	1	3	1.5	0	4	1.0
TEAM	3	5	0	15	-15	-3.0	0	0	-5.0
Total	3	128	754	49	705	5.5	9	61	235.0
Opponents	3	128	513	158	355	2.8	2	17	118.3

PASSING

Name	G	Effic	Comp-Att-Int	Pct	Yds	TD	Long	Avg/G
Gabriel, Dillon	3	178.02	52-78-0	66.7	759	7	58	253.0
Beville, Davis	3	158.80	2-2-0	100.0	14	0	10	4.7
Willis, Brayden	3	631.60	1-1-0	100.0	24	1	24	8.0
Total	3	183.15	55-81-0	67.9	797	8	58	265.7
Opponents	3	106.09	63-103-3	61.2	583	1	32	194.3

RECEIVING

Name	G	No	Yds	Avg	TD	Long	Avg/G
Mims Jr., Marvin	3	14	310	22.1	2	58	103.3
Wease, Theo	3	8	120	15.0	1	33	40.0
Stoops, Drake	3	8	90	11.2	1	18	30.0
Willis, Brayden	3	6	63	10.5	2	28	21.0
Farooq, Jalil	3	4	67	16.8	1	25	22.3
Gray, Eric	3	4	43	10.8	0	24	14.3
Major, Marcus	3	3	43	14.3	1	24	14.3
Parker, Daniel	2	3	26	8.7	0	12	13.0
Hester, JJ	3	1	13	13.0	0	13	4.3
Bunkley-Shelton, LV	3	1	10	10.0	0	10	3.3
Walker, Tawee	3	1	7	7.0	0	7	2.3
Helms, Kaden	2	1	4	4.0	0	4	2.0
Freeman, Gavin	3	1	1	1.0	0	1	0.3
Total	3	55	797	14.5	8	58	265.7
Opponents	3	63	583	9.3	1	32	194.3

PUNT RETURNS

Name	No.	Yds	Avg	TD	Long
Mims Jr., Marvin	6	118	19.7	0	41
Bunkley-Shelton, LV	1	8	8.0	0	8
West, Trevon	0	1	0.0	0	1
Total	7	127	18.1	0	41
Opponents	4	10	2.5	0	13

KICK RETURNS

Name	No.	Yds	Avg	TD	Long
Bowman, Billy	5	84	16.8	0	26
Total	5	84	16.8	0	26
Opponents	3	47	15.7	0	19

INTERCEPTIONS

Name	No.	Yds	Avg	TD	Long
Lawrence, Key	1	0	0.0	0	0
Harrington, Justin	1	22	22.0	0	22
Williams, Gentry	1	0	0.0	0	0
Total	3	22	7.3	0	22
Opponents	0	0	0.0	0	0

FUMBLE RETURNS

Name	No.	Yds	Avg	TD	Long
Total	0	0	0.0	0	0
Opponents	0	0	0.0	0	0

FIELD GOALS BY PLAYER

Name	FGM-FGA	Pct.	01-19	20-29	30-39	40-49	50-99	Lg	Blk
Schmit, Zach	2-3	66.7	0-0	2-2	0-1	0-0	0-0	25	0

FIELD GOALS SEQUENCE

	Oklahoma	Opponents
UTEP	(22)	(48),(54)
Kent State	(25)	(37),41
Nebraska	39	-
Kansas State		
TCU		
Texas		
Kansas		
Iowa State		
Baylor		
West Virginia		
Oklahoma State		
Texas Tech		

Numbers in (parentheses) indicate field goal was made

PUNTING

Name	No.	Yds.	Avg.	Long	TB	FC	I20	50+	Blkd
Turk, Michael	12	514	42.8	56	0	4	6	3	0
Total	12	514	42.8	56	0	4	6	3	0
Opponents	18	767	42.6	51	0	9	4	1	0

KICKOFFS

Name	No.	Yds.	Avg.	TB	OB	Ret.	Net	YdLn
Schmit, Zach	22	1400	63.6	18	0			
Total	22	1400	63.6	18	0	47	41.0	23
Opponents	10	628	62.8	5	0	84	41.9	23

SCORING

Name	TD	FGs	PAT Kick	PAT Rush	PAT Rcv	PAT Pass	DXP	Saf	Points
Major, Marcus	5	0-0	0-0	0-0	0	0-0	0	0	30
Schmit, Zach	0	2-3	17-17	0-0	0	0-0	0	0	23
Willis, Brayden	2	0-0	0-0	0-0	0	0-0	0	0	12
Gabriel, Dillon	2	0-0	0-0	0-0	0	0-0	0	0	12
Mims Jr., Marvin	2	0-0	0-0	0-0	0	0-0	0	0	12
Gray, Eric	2	0-0	0-0	0-0	0	0-0	0	0	12
Wease, Theo	1	0-0	0-0	0-0	0	0-0	0	0	6
Stoops, Drake	1	0-0	0-0	0-0	0	0-0	0	0	6
Farooq, Jalil	1	0-0	0-0	0-0	0	0-0	0	0	6
Freeman, Gavin	1	0-0	0-0	0-0	0	0-0	0	0	6
TEAM	0	0-0	0-0	0-0	0	0-0	0	1	2
Total	17	2-3	17-17	0-0	0	0-0	0	1	127
Opponents	3	3-4	3-3	0-0	0	0-0	0	0	30

ALL-PURPOSE YARDS

Name	G	Rush	Rec	PR	KOR	IR	Tot	Avg/G
Mims Jr., Marvin	3	3	310	118	0	0	431	143.7
Gray, Eric	3	286	43	0	0	0	329	109.7
Major, Marcus	3	127	43	0	0	0	170	56.7
Barnes, Jovantae	3	123	0	0	0	0	123	41.0
Wease, Theo	3	0	120	0	0	0	120	40.0
Stoops, Drake	3	5	90	0	0	0	95	31.7
Bowman, Billy	3	0	0	0	84	0	84	28.0
Farooq, Jalil	3	0	67	0	0	0	67	22.3
Gabriel, Dillon	3	65	0	0	0	0	65	21.7
Willis, Brayden	3	0	63	0	0	0	63	21.0
Walker, Tawee	3	48	7	0	0	0	55	18.3
Freeman, Gavin	3	46	1	0	0	0	47	15.7
Parker, Daniel	2	0	26	0	0	0	26	13.0
Harrington, Justin	3	0	0	0	0	22	22	7.3
Bunkley-Shelton, LV	3	0	10	8	0	0	18	6.0
Beville, Davis	3	17	0	0	0	0	17	5.7
Hester, JJ	3	0	13	0	0	0	13	4.3
Helms, Kaden	2	0	4	0	0	0	4	2.0
West, Trevon	3	0	0	1	0	0	1	0.3
TEAM	3	-15	0	0	0	0	-15	-5.0
Total	3	705	797	127	84	22	1735	578.3
Opponents	3	355	583	10	47	0	995	331.7

TOTAL OFFENSE

Name	G	Plays	Rush	Pass	Total	Avg/G
Gabriel, Dillon	3	94	65	759	824	274.7
Gray, Eric	3	37	286	0	286	95.3
Major, Marcus	3	24	127	0	127	42.3
Barnes, Jovantae	3	26	123	0	123	41.0
Walker, Tawee	3	11	48	0	48	16.0
Freeman, Gavin	3	1	46	0	46	15.3
Beville, Davis	3	6	17	14	31	10.3
Willis, Brayden	3	1	0	24	24	8.0
Stoops, Drake	3	2	5	0	5	1.7
Mims Jr., Marvin	3	2	3	0	3	1.0
TEAM	3	5	-15	0	-15	-5.0
Total	3	209	705	797	1502	500.7
Opponents	3	231	355	583	938	312.7

OFFENSIVE GAME-BY-GAME

PASSING (Quarterbacks only)

#8 Dillon Gabriel	Att	Comp	INT	Pct	Yards	TD	Long	Sack	Yds	Effic
UTEP	23	15	0	65.2	233	2	42	2	10	179.0
Kent St.	28	21	0	75.0	296	3	58	3	10	199.2
Nebraska	27	16	0	59.3	230	2	38	2	7	155.3
TOTALS	78	52	0	66.7	759	7	58	7	27	178.0

#11 Davis Beville	Att	Comp	INT	Pct	Yards	TD	Long	Sack	Yds	Effic
Nebraska	2	2	0	100.0	14	0	10	0	0	158.8
TOTALS	2	2	0	100.0	14	0	10	0	0	158.8

RUSHING

Player	No-Yds/TD	UTEP	KENT	NU	KSU	TCU	UT	KU	ISU	BU	WVU	OSU	TTU
Gray, Eric	37-286/2	16-102/0	10-71/0	11-113/2									
Major, Marcus	24-127/4	7-54/2	5-38/1	12-35/1									
Barnes, Jovantae	26-123/0	4-25/0	9-21/0	13-77/0									
Gabriel, Dillon	16-65/2	6-20/1	4--10/0	6-55/1									
Walker, Tawee	11-48/0	2-10/0	5-21/0	4-17/0									
Freeman, Gavin	1-46/1	1-46/1	-	-									
Beville, Davis	4-17/0	1-4/0	-	3-13/0									
Stoops, Drake	2-5/0	-	-	2-5/0									
Mims Jr., Marvin	2-3/0	-	1-1/0	1-4/0									
TEAM	5--15/0	1--2/0	2--6/0	2--7/0									

RECEIVING

Player	No-Yds/TD	UTEP	KENT	NU	KSU	TCU	UT	KU	ISU	BU	WVU	OSU	TTU
Mims Jr., Marvin	14-310/2	3-81/0	7-163/2	4-66/0									
Wease, Theo	8-120/1	3-37/0	3-37/0	2-46/1									
Stoops, Drake	8-90/1	2-25/0	3-33/1	3-32/0									
Farooq, Jalil	4-67/1	1-9/0	-	3-58/1									
Willis, Brayden	6-63/2	3-40/2	1-4/0	2-19/0									
Gray, Eric	4-43/0	2-33/0	1-6/0	1-4/0									
Major, Marcus	3-43/1	1-8/0	1-11/0	1-24/1									
Parker, Daniel	3-26/0	DNP	2-21/0	1-5/0									
Hester, JJ	1-13/0	-	1-13/0	-									
Bunkley-Shelton, LV	1-10/0	-	-	1-10/0									
Walker, Tawee	1-7/0	-	1-7/0	-									
Helms, Kaden	1-4/0	DNP	-	1-4/0									
Freeman, Gavin	1-1/0	-	1-1/0	-									

TEAM TOTALS

	Score	1st Downs	Rushing No-Yds-TD	Passing (C-A-I-Yds-TD)	Total Offense (Play-Yds)	Punts No.-Avg.	Fumbles No.-Lost	Penalties No.-Yds	KO Ret. No.-Yds	Punt Ret. No.-Yds	Int. Ret. No.-Yds.	3rd-Down Conv.	Time of Poss.
UTEP	13	26	31-38-1	31-51-1-288-0	82-316	5-42.2	3-0	6-50	2-31	2-(-2)	0-0	5 of 15	38:33
Oklahoma	45	23	38-259-4	15-23-0-233-2	61-492	3-45.3	1-0	7-59	2-51	2-17	1-0	3 of 8	21:27
Kent State	3	20	52-164-0	11-21-1-131-0	73-295	6-43.3	1-1	7-56	1-16	1-0	0-0	6 of 16	36:19
Oklahoma	33	20	36-134-1	21-28-0-296-3	64-430	6-38.7	1-0	5-25	3-33	2-49	1-22	3 of 12	23:41
Oklahoma	49	31	54-312-4	19-30-0-268-3	84-580	3-48.7	3-1	6-65	0-0	4-61	1-0	10 of 16	29:36
Nebraska	14	21	45-163-1	21-31-1-164-1	76-327	7-42.3	2-1	5-40	0-0	1-(-1)	0-0	6 of 17	30:24
Kansas State													
Oklahoma													
Oklahoma													
at TCU													
vs. Texas													
Oklahoma													
Kansas													
Oklahoma													
Oklahoma													
at Iowa State													
Baylor													
Oklahoma													
Oklahoma													
at West Virginia													
Oklahoma State													
Oklahoma													
Oklahoma													
at Texas Tech													

STARTING LINEUPS

OFFENSE	QB	RB	TE	WR	WR	WR	LT	LG	C	RG	RT
UTEP	Gabriel	Gray	Willis	Wease	Mims Jr.	Stoops	Guyton	Mettauer	Raym	Murray	Harrison
KENT STATE	Gabriel	Gray	Willis	Wease	Farooq	Stoops	Harrison	Mettauer	Raym	Murray	Guyton
at Nebraska	Gabriel	Gray	Willis	Wease	Mims Jr.	Farooq	Harrison	Mettauer	Raym	Murray	Guyton
KANSAS STATE											
at TCU											
vs. Texas											
KANSAS											
at Iowa State											
BAYLOR											
at West Virginia											
OKLAHOMA STATE											
at Texas Tech											
DEFENSE	DE	NG	DT/NB	DE	MLB	WLB	CHEETAH	CB	FS	SS	CB
UTEP	Grimes	Johnson	Kelley	Downs	Ugwoegbu	Stutsman	White	Washington	Key	Bowman	Davis
KENT STATE	Grimes	Johnson	Coe	Downs	Ugwoegbu	Stutsman	White	Washington	Broiles	Bowman	Davis
at Nebraska	Grimes	Johnson	Harmon	Downs	Ugwoegbu	Stutsman	White	Washington	Broiles	Bowman	Davis
KANSAS STATE											
at TCU											
vs. Texas											
KANSAS											
at Iowa State											
BAYLOR											
at West Virginia											
OKLAHOMA STATE											
at Texas Tech											

3RD-DOWN CONVERSIONS

Date	Opponent	Score	Overall		1st Qtr		2nd Qtr		3rd Qtr		4th Qtr		OT	
Sept. 3	UTEP	W, 45-13	3-8	37.5%	0-0	0.0%	2-5	40.0%	0-0	0.0%	1-3	33.3%	—	—
Sept. 10	KENT STATE	W, 33-3	3-12	25.0%	0-4	0.0%	1-2	50.0%	0-1	0.0%	2-5	40.0%	—	—
Sept. 17	at Nebraska	W, 49-14	10-16	62.5%	3-5	60.0%	2-3	66.7%	3-4	75.0%	2-4	50.0%	—	—
Sept. 24	KANSAS STATE													
Oct. 1	at TCU													
Oct. 8	vs. Texas													
Oct. 15	KANSAS													
Oct. 29	at Iowa State													
Nov. 5	BAYLOR													
Nov. 12	at West Virginia													
Nov. 19	OKLA. STATE													
Nov. 26	at Texas Tech													

4TH-DOWN CONVERSIONS

Date	Opponent	Score	Overall		1st Qtr		2nd Qtr		3rd Qtr		4th Qtr		OT	
Sept. 3	UTEP	W, 45-13	1-1	100.0%	0-0	0.0%	1-1	100.0%	0-0	0.0%	0-0	0.0%	—	—
Sept. 10	KENT STATE	W, 33-3	1-2	50.0%	1-1	100.0%	0-0	0.0%	0-0	0.0%	0-1	0.0%	—	—
Sept. 17	at Nebraska	W, 49-14	1-2	50.0%	0-0	0.0%	0-0	0.0%	1-1	100.0%	0-1	0.0%	—	—
Sept. 24	KANSAS STATE													
Oct. 1	at TCU													
Oct. 8	vs. Texas													
Oct. 15	KANSAS													
Oct. 29	at Iowa State													
Nov. 5	BAYLOR													
Nov. 12	at West Virginia													
Nov. 19	OKLA. STATE													
Nov. 26	at Texas Tech													

TIME OF POSSESSION

Date	Opponent	Score	Overall	1st Qtr	2nd Qtr	3rd Qtr	4th Qtr
Sept. 3	UTEP	W, 45-13	21:27	3:35	5:49	4:31	7:32
Sept. 10	KENT STATE	W, 33-3	23:41	6:17	3:56	5:29	7:59
Sept. 17	at Nebraska	W, 49-14	29:36	7:13	5:20	8:40	8:23
Sept. 24	KANSAS STATE						
Oct. 1	at TCU						
Oct. 8	vs. Texas						
Oct. 15	KANSAS						
Oct. 29	at Iowa State						
Nov. 5	BAYLOR						
Nov. 12	at West Virginia						
Nov. 19	OKLA. STATE						
Nov. 26	at Texas Tech						

OU GIVEAWAYS/TAKEAWAYS

Game	Giveaways			Takeaways			
	Fum	Int	Tot	Fum	Int	Tot	Dif.
UTEP	0	0	0	0	1	1	+1
KENT STATE	0	0	0	1	1	2	+2
at Nebraska	1	0	1	1	1	2	+1
KANSAS STATE							
at TCU							
vs. TEXAS							
KANSAS							
at Iowa State							
BAYLOR							
at West Virginia							
OKLA. STATE							
at Texas Tech							
Total	1	0	1	2	3	5	+4

FUMBLES

Name	No.- Lost
Beville, Davis	1-1
Barnes, Jovantae	1-0
Bowman, Billy	1-0
West, Trevon	1-0
TEAM	1-0
Total	5-1

OPENING DRIVES — OFFENSE

Game	1st Half	2nd Half
UTEP	Touchdown	Touchdown
KENT STATE	Punt	Touchdown
at Nebraska	Punt	Touchdown
KANSAS STATE		
at TCU		
vs. TEXAS		
KANSAS		
at Iowa State		
BAYLOR		
at West Virginia		
OKLA. STATE		
at Texas Tech		

OPENING DRIVES — DEFENSE

Game	1st Half	2nd Half
UTEP	Punt	Punt
KENT STATE	Punt	Fumble
at Nebraska	Touchdown	Fumble
KANSAS STATE		
at TCU		
vs. TEXAS		
KANSAS		
at Iowa State		
BAYLOR		
at West Virginia		
OKLA. STATE		
at Texas Tech		

OU ON PREGAME COIN FLIPS

Game	Result	Score
UTEP	Won (Received)	W, 45-13
KENT STATE	Lost (Kicked)	W, 33-3
at Nebraska	Lost (Received)	W, 49-14
KANSAS STATE		
at TCU		
vs. TEXAS		
KANSAS		
at Iowa State		
BAYLOR		
at West Virginia		
OKLA. STATE		
at Texas Tech		

DEFENSIVE LEADERS

No.	Name	GP	Solo	Ast	Total	TFL/Yds	Sacks-Yards	Int-Yds	BrUp	QBH	Rcv-Yds	FF	Block	Saf
28	Stutsman, Danny	3-3	17	8	25	4.0-10	1.0-5	.	2	1
5	Bowman, Billy	3-3	14	10	24	.	.	.	2	.	1-0	1	.	.
2	Ugwogebu, David	3-3	9	10	19	2.0-25	1.0-10
7	Kanak, Jaren	3-0	3	14	17	0.5-1	.	.	.	2	1-0	1	.	.
25	Broiles, Justin	3-2	5	11	16	1.0-3	.	.	1
23	White, DaShaun	3-3	7	9	16	1.0-4	1.0-4	.	1	2
37	Harrington, Justin	3-0	5	7	12	.	.	1-22	2
14	Grimes, Reggie	3-3	7	3	10	6.0-36	4.0-31	.	.	1	.	1	.	.
6	Morrison, Trey	3-0	4	6	10	1.0-10
12	Lawrence, Key	2-1	4	5	9	.	.	1-0	1	.	.	1	.	.
17	Harmon, Damond	3-1	3	6	9
13	Whitter, Shane	2-0	2	6	8
40	Downs, Ethan	3-3	4	4	8	3.5-21	2.5-15	.	1	1
0	Washington, Woodi	3-3	4	2	6
31	Redmond, Jalen	3-0	3	2	5	3.5-17	1.0-11	.	1	1
90	Ellison, Josh	3-0	2	3	5	1.5-1
20	Smith, Clayton	3-0	3	2	5	1.0-5
4	Davis, Jaden	3-3	3	2	5	1.0-6
77	Johnson, Jeffery	3-3	1	4	5	0.5-2
56	Halton, Gracen	3-0	.	5	5
9	Graham, D.J.	3-0	3	2	5	.	.	.	1
8	Laulu, Jonah	3-0	1	3	4	1.5-8	1.0-7	.	.	1
22	Coldon, C.J.	3-0	2	2	4
44	Gilliam, Kelvin	3-0	2	2	4	0.5-2	.	.	.	1
88	Kelley, Jordan	3-1	1	2	3	0.5-2
94	Coe, Isaiah	3-1	2	1	3	2.0-9	1.0-8	.	.	1
32	Thomas, R Mason	2-0	1	1	2	0.5-5	0.5-5
21	Dennis, Kendall	3-0	1	1	2
33	Stripling, Marcus	3-0	.	2	2	1
24	Williams, Gentry	3-0	1	1	2	.	.	1-0
51	Kelleher, Kasey	3-0	1	.	1
81	West, Trevon	3-0	1	.	1
26	Walker, Kani	1-0	.	1	1	0.5-0
41	McCoy, Jake	3-0	.	1	1
TM	TEAM	3-0	1
Total		3-0	116	138	254	32-167	13-96	3-22	12	12	2-0	4	.	1
Opponents		3-0	109	116	225	13.0-35	7-27	.	8	3	1-0	1	.	.

DEFENSIVE GAME-BY-GAME

TACKLES

Player	UA-A	Total	UTEP	KENT	NU	KSU	TCU	UT	KU	ISU	BU	WVU	OSU	TTU
Stutsman, Danny	17-8	25	6-3	9-3	2-2									
Bowman, Billy	14-10	24	7-2	4-7	3-1									
Ugwoegbu, David	9-10	19	3-4	3-3	3-3									
Kanak, Jaren	3-14	17	0-4	0-3	3-7									
White, DaShaun	7-9	16	2-3	1-4	4-2									
Broiles, Justin	5-11	16	0-4	5-6	0-1									
Harrington, Justin	5-7	12	4-1	0-2	1-4									
Morrison, Trey	4-6	10	1-4	1-0	2-2									
Grimes, Reggie	7-3	10	2-1	3-1	2-1									
Lawrence, Key	4-5	9	0-3	DNP	4-2									
Harmon, Damond	3-6	9	1-1	1-4	1-1									
Downs, Ethan	4-4	8	1-1	0-3	3-0									
Whitter, Shane	2-6	8	1-3	DNP	1-3									
Washington, Woodi	4-2	6	1-0	1-1	2-1									
Smith, Clayton	3-2	5	-	0-1	3-1									
Halton, Gracen	0-5	5	-	0-3	0-2									
Ellison, Josh	2-3	5	1-1	1-2	-									
Davis, Jaden	3-2	5	1-2	1-0	1-0									
Redmond, Jalen	3-2	5	0-1	2-1	1-0									
Graham, D.J.	3-2	5	2-0	-	1-2									
Johnson, Jeffery	1-4	5	0-3	1-1	-									
Laulu, Jonah	1-3	4	0-1	0-1	1-1									
Coldon, C.J.	2-2	4	1-1	1-0	0-1									
Gilliam, Kelvin	2-2	4	1-1	0-1	1-0									
Coe, Isaiah	2-1	3	1-1	1-0	-									
Kelley, Jordan	1-2	3	0-1	1-0	0-1									
Dennis, Kendall	1-1	2	0-1	-	1-0									
Stripling, Marcus	0-2	2	-	-	0-2									
Williams, Gentry	1-1	2	1-0	-	0-1									
Thomas, R Mason	1-1	2	1-1	-	DNP									
McCoy, Jake	0-1	1	-	0-1	-									
Walker, Kani	0-1	1	DNP	DNP	0-1									
Kelleher, Kasey	1-0	1	-	1-0	-									
West, Trevon	1-0	1	-	1-0	-									

DEFENSIVE GAME-BY-GAME

TACKLES FOR LOSS

Player	UA-A	Total	UTEP	KENT	NU	KSU	TCU	UT	KU	ISU	BU	WVU	OSU	TTU
Grimes, Reggie	5-2	6.0	2.5-19	2.5-15	1.0-2									
Stutsman, Danny	4-0	4.0	-	4.0-10	-									
Redmond, Jalen	3-1	3.5	-	2.5-6	1.0-11									
Downs, Ethan	3-1	3.5	1.0-4	0.5-1	2.0-16									
Ugwogebu, David	2-0	2.0	1.0-10	1.0-15	-									
Coe, Isaiah	2-0	2.0	1.0-8	1.0-1	-									
Laulu, Jonah	1-1	1.5	-	-	1.5-8									
Ellison, Josh	1-1	1.5	1.0-1	0.5-0	-									
Broiles, Justin	0-2	1.0	-	1.0-3	-									
White, DaShaun	1-0	1.0	-	-	1.0-4									
Morrison, Trey	1-0	1.0	-	-	1.0-10									
Smith, Clayton	1-0	1.0	-	-	1.0-5									
Davis, Jaden	1-0	1.0	1.0-6	-	-									
Kelley, Jordan	0-1	0.5	0.5-2	-	-									
Thomas, R Mason	0-1	0.5	0.5-5	-	DNP									
Walker, Kani	0-1	0.5	DNP	DNP	0.5-0									
Gilliam, Kelvin	0-1	0.5	-	0.5-2	-									
Johnson, Jeffery	0-1	0.5	0.5-2	-	-									
Kanak, Jaren	0-1	0.5	-	0.5-1	-									

SACKS

Player	UA-A	Total	UTEP	KENT	NU	KSU	TCU	UT	KU	ISU	BU	WVU	OSU	TTU
Grimes, Reggie	3-2	4.0	2.5-19	1.5-12	-									
Downs, Ethan	2-1	2.5	1.0-4	0.5-1	1.0-10									
White, DaShaun	1-0	1.0	-	-	1.0-4									
Ugwogebu, David	1-0	1.0	1.0-10	-	-									
Redmond, Jalen	1-0	1.0	-	-	1.0-11									
Stutsman, Danny	1-0	1.0	-	1.0-5	-									
Laulu, Jonah	1-0	1.0	-	-	1.0-7									
Coe, Isaiah	1-0	1.0	1.0-8	-	-									
Thomas, R Mason	0-1	0.5	0.5-5	-	DNP									

[illegible]

OKLAHOMA SEASON HIGHS

Rushes	16	Gray, Eric vs UTEP (Sep 03, 2022)
Yards Rushing	113	Gray, Eric at Nebraska (Sep 17, 2022)
TD Rushes	2	Major, Marcus vs UTEP (Sep 03, 2022)
		Gray, Eric at Nebraska (Sep 17, 2022)
Long Rush	61	Gabriel, Dillon at Nebraska (Sep 17, 2022)
Pass attempts	28	Gabriel, Dillon vs Kent St. (Sep 10, 2022)
Pass completions	21	Gabriel, Dillon vs Kent St. (Sep 10, 2022)
Yards Passing	296	Gabriel, Dillon vs Kent St. (Sep 10, 2022)
TD Passes	3	Gabriel, Dillon vs Kent St. (Sep 10, 2022)
Long Pass	58	Gabriel, Dillon vs Kent St. (Sep 10, 2022)
Receptions	7	Mims Jr., Marvin vs Kent St. (Sep 10, 2022)
Yards Receiving	163	Mims Jr., Marvin vs Kent St. (Sep 10, 2022)
TD Receptions	2	Willis, Brayden vs UTEP (Sep 03, 2022)
		Mims Jr., Marvin vs Kent St. (Sep 10, 2022)
Long Reception	58	Mims Jr., Marvin vs Kent St. (Sep 10, 2022)
Field Goals	1	Schmit, Zach vs UTEP (Sep 03, 2022)
		Schmit, Zach vs Kent St. (Sep 10, 2022)
Long Field Goal	25	Schmit, Zach vs Kent St. (Sep 10, 2022)
Punts	6	Turk, Michael vs Kent St. (Sep 10, 2022)
Punting Avg	48.7	Turk, Michael at Nebraska (Sep 17, 2022)
Long Punt	56	Turk, Michael at Nebraska (Sep 17, 2022)
Punts inside 20	3	Turk, Michael vs Kent St. (Sep 10, 2022)
Long Punt Return	41	Mims Jr., Marvin vs Kent St. (Sep 10, 2022)
Long Kickoff Return	26	Bowman, Billy vs UTEP (Sep 03, 2022)
Tackles	12	Stutsman, Danny vs Kent St. (Sep 10, 2022)
Sacks	2.5	Grimes, Reggie vs UTEP (Sep 03, 2022)
Tackles For Loss	4.0	Stutsman, Danny vs Kent St. (Sep 10, 2022)
Interceptions	1	Williams, Gentry vs UTEP (Sep 03, 2022)
		Harrington, Justin vs Kent St. (Sep 10, 2022)
		Lawrence, Key at Nebraska (Sep 17, 2022)

OKLAHOMA GAME HIGHS

Rushes	54	at Nebraska (Sep 17, 2022)
Yards Rushing	312	at Nebraska (Sep 17, 2022)
Yards Per Rush	6.8	vs UTEP (Sep 03, 2022)
TD Rushes	4	vs UTEP (Sep 03, 2022)
		at Nebraska (Sep 17, 2022)
Pass attempts	30	at Nebraska (Sep 17, 2022)
Pass completions	21	vs Kent St. (Sep 10, 2022)
Yards Passing	296	vs Kent St. (Sep 10, 2022)
Yards Per Pass	10.6	vs Kent St. (Sep 10, 2022)
TD Passes	3	vs Kent St. (Sep 10, 2022)
		at Nebraska (Sep 17, 2022)
Total Plays	84	at Nebraska (Sep 17, 2022)
Total Offense	580	at Nebraska (Sep 17, 2022)
Yards Per Play	8.1	vs UTEP (Sep 03, 2022)
Points	49	at Nebraska (Sep 17, 2022)
Sacks By	6	vs UTEP (Sep 03, 2022)
First Downs	30	at Nebraska (Sep 17, 2022)
Penalties	7	vs UTEP (Sep 03, 2022)
Penalty Yards	65	at Nebraska (Sep 17, 2022)
Turnovers	1	at Nebraska (Sep 17, 2022)
Interceptions By	1	vs UTEP (Sep 03, 2022)
		vs Kent St. (Sep 10, 2022)
		at Nebraska (Sep 17, 2022)
Punts	6	vs Kent St. (Sep 10, 2022)
Punting Avg	48.7	at Nebraska (Sep 17, 2022)
Long Punt	56	at Nebraska (Sep 17, 2022)
Punts inside 20	3	vs Kent St. (Sep 10, 2022)
Long Punt Return	41	vs Kent St. (Sep 10, 2022)

OPPONENT SEASON HIGHS

Rushes	22	Cooper, Marquez, vs Kent St. (Sep 10, 2022)
Yards Rushing	60	Ervin Jr., Gabe, at Nebraska (Sep 17, 2022)
TD Rushes	1	Awatt, Ronald, vs UTEP (Sep 03, 2022)
		Purdy, Chubba, at Nebraska (Sep 17, 2022)
Long Rush	17	Schlee, Collin, vs Kent St. (Sep 10, 2022)
Pass attempts	42	Hardison, Gavin, vs UTEP (Sep 03, 2022)
Pass completions	26	Hardison, Gavin, vs UTEP (Sep 03, 2022)
Yards Passing	244	Hardison, Gavin, vs UTEP (Sep 03, 2022)
TD Passes	1	Thompson, Casey, at Nebraska (Sep 17, 2022)
Long Pass	32	Thompson, Casey, at Nebraska (Sep 17, 2022)
Receptions	10	Palmer, Trey, at Nebraska (Sep 17, 2022)
Yards Receiving	92	Palmer, Trey, at Nebraska (Sep 17, 2022)
TD Receptions	1	Palmer, Trey, at Nebraska (Sep 17, 2022)
Long Reception	32	Palmer, Trey, at Nebraska (Sep 17, 2022)
Field Goals	2	Baechle, Gavin, vs UTEP (Sep 03, 2022)
Long Field Goal	54	Baechle, Gavin, vs UTEP (Sep 03, 2022)
Punts	6	Smith, Josh, vs Kent St. (Sep 10, 2022)
		Buschini, Brian, at Nebraska (Sep 17, 2022)
Punting Avg	51.0	Bleekrode, Timmy, at Nebraska (Sep 17, 2022)
Long Punt	51	Bleekrode, Timmy, at Nebraska (Sep 17, 2022)
Punts inside 20	2	Smith, Josh, vs Kent St. (Sep 10, 2022)
Long Punt Return	13	James, Raymond, vs Kent St. (Sep 10, 2022)
Long Kickoff Return	19	Dawn Jr., Walter, vs UTEP (Sep 03, 2022)
Tackles	12	Bolden, Nico, vs Kent St. (Sep 10, 2022)
Sacks	2.0	Johns, Khalib, vs Kent St. (Sep 10, 2022)
Tackles For Loss	2.0	Johns, Khalib, vs Kent St. (Sep 10, 2022)
Interceptions	0	

OPPONENT GAME HIGHS

Rushes	52	vs Kent St. (Sep 10, 2022)
Yards Rushing	164	vs Kent St. (Sep 10, 2022)
Yards Per Rush	3.6	at Nebraska (Sep 17, 2022)
TD Rushes	1	vs UTEP (Sep 03, 2022)
		at Nebraska (Sep 17, 2022)
Pass attempts	51	vs UTEP (Sep 03, 2022)
Pass completions	31	vs UTEP (Sep 03, 2022)
Yards Passing	288	vs UTEP (Sep 03, 2022)
Yards Per Pass	6.2	vs Kent St. (Sep 10, 2022)
TD Passes	1	at Nebraska (Sep 17, 2022)
Total Plays	82	vs UTEP (Sep 03, 2022)
Total Offense	327	at Nebraska (Sep 17, 2022)
Yards Per Play	4.3	at Nebraska (Sep 17, 2022)
Points	14	at Nebraska (Sep 17, 2022)
Sacks By	3	vs Kent St. (Sep 10, 2022)
First Downs	26	vs UTEP (Sep 03, 2022)
Penalties	7	vs Kent St. (Sep 10, 2022)
Penalty Yards	69	vs Kent St. (Sep 10, 2022)
Turnovers	2	vs Kent St. (Sep 10, 2022)
		at Nebraska (Sep 17, 2022)
Interceptions By	0	
Punts	7	at Nebraska (Sep 17, 2022)
Punting Avg	43.3	vs Kent St. (Sep 10, 2022)
Long Punt	51	at Nebraska (Sep 17, 2022)
Punts inside 20	2	vs Kent St. (Sep 10, 2022)
Long Punt Return	13	vs Kent St. (Sep 10, 2022)

OKLAHOMA'S LONGEST PLAYS

Rushing	61	Dillon Gabriel at Nebraska (Sept. 17, 2022)
Passing	58	Dillon Gabriel to Marvin Mims vs. Kent State (Sept. 10, 2022)
Field Goal	25	Zach Schmit vs. Kent State (Sept. 10, 2022)
Punt	56	Michael Turk at Nebraska (Sept. 17, 2022)
Punt Return	41	Marvin Mims Jr. vs. Kent State (Sept. 10, 2022)
Kickoff Return	26	Billy Bowman vs. UTEP (Sept. 3, 2022)
Interception Return	22	Justin Harrington vs. Kent State (Sept. 10, 2022)
Fumble Return	N/A	

OKLAHOMA'S LONGEST RUSHES

Date	Opponent	OU Player	Yards
9/17	Nebraska	Dillon Gabriel	61*
9/3	UTEP	Gavin Freeman	46*
9/10	Kent State	Eric Gray	44
9/3	UTEP	Eric Gray	35
9/17	Nebraska	Jovantae Barnes	31
9/3	UTEP	Marcus Major	27
9/17	Nebraska	Eric Gray	25
9/17	Nebraska	Eric Gray	21*

OKLAHOMA'S LONGEST PASS PLAYS

Date	Opponent	OU Players	Yards
9/10	Kent State	Dillon Gabriel to Marvin Mims Jr.	58*
9/3	UTEP	Dillon Gabriel to Marvin Mims Jr.	42
9/17	Nebraska	Dillon Gabriel to Marvin Mims Jr.	38
9/10	Kent State	Dillon Gabriel to Marvin Mims Jr.	36*
9/3	UTEP	Dillon Gabriel to Theo Wease	33
9/10	Kent State	Dillon Gabriel to Marvin Mims Jr.	32
9/17	Nebraska	Dillon Gabriel to Theo Wease	31
9/3	UTEP	Dillon Gabriel to Marvin Mims Jr.	31
9/3	UTEP	Dillon Gabriel to Brayden Willis	28
9/17	Nebraska	Dillon Gabriel to Jalil Farooq	25*
9/17	Nebraska	Dillon Gabriel to Jalil Farooq	25
9/17	Nebraska	Brayden Willis to Marcus Major	24*
9/3	UTEP	Dillon Gabriel to Eric Gray	24
9/10	Kent State	Dillon Gabriel to Theo Wease	20

OKLAHOMA'S LONGEST RETURN PLAYS

Date	Opponent	OU Player	Yards
9/10	Kent State	Marvin Mims Jr. (PR)	41
9/17	Nebraska	Marvin Mims Jr. (PR)	34
9/3	UTEP	Billy Bowman (KR)	26
9/10	Kent State	Justin Harrington (INT)	22
9/10	Kent State	Billy Bowman (KR)	20

OKLAHOMA'S LONGEST SCORING DRIVES

Date	Opponent	Quarter	Plays-Yards	TOP	Drive Ended
9/3	UTEP	1st	6-93	1:48	Touchdown
9/10	Kent State	3rd	3-82	0:33	Touchdown
9/10	Kent State	3rd	4-80	0:58	Touchdown
9/3	UTEP	3rd	10-80	2:40	Touchdown
9/10	Kent State	2nd	5-76	0:52	Touchdown
9/17	Nebraska	1st	5-75	1:49	Touchdown
9/3	UTEP	1st	5-75	1:17	Touchdown
9/10	Kent State	3rd	7-68	2:13	Touchdown
9/3	UTEP	2nd	11-68	4:01**	Touchdown
9/17	Nebraska	2nd	5-65	1:10	Touchdown
9/3	UTEP	3rd	7-64	1:51	Touchdown
9/17	Nebraska	2nd	6-63	1:55	Touchdown
9/17	Nebraska	1st	7-63	2:17	Touchdown
9/17	Nebraska	3rd	9-60	3:10	Touchdown
9/3	UTEP	1st	2-55	0:30*	Touchdown

*Shortest scoring drive by time of possession

**Longest scoring drive by time of possession

OPPONENTS' LONGEST PLAYS

Rushing	17	Collin Schlee, Kent State (Sept. 10, 2022)
Passing	32	Casey Thompson, Nebraska (Sept. 17, 2022)
Field Goal	54	Gavin Baechle, UTEP (Sept. 3, 2022)
Punt	51	Timmy Bleeckrode, Nebraska (Sept. 17, 2022)
Punt Return	2	Marcus Bellon, UTEP (Sept. 3, 2022)
Kickoff Return	19	Walter Dawn Jr., UTEP (Sept. 3, 2022)
Interception Return	N/A	
Fumble Return	N/A	


BIG 12/NCAA RANKINGS

INDIVIDUAL

Category	Player	Stat	Big 12 Rank	NCAA Rank
Completion Percentage	Dillon Gabriel	66.7	5	43
Completions/Game	Dillon Gabriel	17.3	71	5
Passing Efficiency	Dillon Gabriel	178.0	3	15
Passing Yards	Dillon Gabriel	759	38	3
Passing Yards/Game	Dillon Gabriel	253.0	3	36
Yards/Pass Attempt	Dillon Gabriel	9.7	2	18
Yards/Pass Completion	Dillon Gabriel	14.6	3	19
Rushing Yards	Eric Gray	286	3	33
Rushing Yards/Game	Eric Gray	95.3	3	30
Rush Yards/Carry	Eric Gray	7.7	1	6
Rushing TDs	Marcus Major	4	4	18
Receiving Yards	Marvin Mims Jr.	310	2	16
Receiving Yards/Game	Marvin Mims Jr.	103.3	2	13
Yards/Reception	Marvin Mims Jr.	22.1	1	13
Receiving TDs	Marvin Mims Jr.	2	4	58
	Brayden Willis	2	4	58
All Purpose Yards/Game	Marvin Mims Jr.	143.7	2	17
Total Offense/Game	Dillon Gabriel	274.7	2	36
Field Goals/Game	Zach Schmit	0.7	5	79
Field Goal Pct.	Zach Schmit	66.7	5	64
Total Points Scored	Marcus Major	30	4	19
Total Points/Game	Marcus Major	10.0	4	20
Total Touchdowns	Marcus Major	5	3	9
Points Responsible For	Dillon Gabriel	54	3	20
	Marcus Major	30	11	95
Points Responsible For/Game	Dillon Gabriel	18.0	3	20
	Marcus Major	10.0	12	99
Sacks/Game	Reggie Grimes	1.3	1	5
	Ethan Downs	0.8	3	31
Interceptions	Justin Harrington	1	5	39
	Key Lawrence	1	5	39
	Gentry Williams	1	5	39
Kickoff Returns	Billy Bowman	16.8	3	63
Punt Returns	Marvin Mims Jr.	19.7	3	6
Punting	Michael Turk	42.8	4	45

TEAM

Category	Stat	Big 12 Rank	NCAA Rank
Scoring Offense	42.3	6	20
Scoring Defense	10.0	3	14
Total Offense	500.7	4	18
Total Defense	312.7	5	35
Rushing Offense	235.0	3	15
Rushing Defense	118.3	6	48
Pass Offense	265.7	5	42
Pass Defense	194.3	3	42
Pass Efficiency	183.2	2	11
Pass Defense Efficiency	106.1	3	22
Passes Had Intercepted	0	1	1
Passes Intercepted	3	3	42
Sacks/Game	4.3	1	5
Sacks Allowed/Game	2.3	9	84
Tackles for Loss/Game	10.7	1	2
First Downs	74	4	38
First Downs Allowed	67	9	93
3rd-Down Conversion Pct.	44.4	6	47
Opp. 3rd-Down Conversion Pct.	35.4	6	64
4th-Down Conversion Pct.	60.0	7	43
Opp. 4th-Down Conversion Pct.	20.0	3	20
Red Zone Offense Pct.	91.7	4	38
Red Zone Defense Pct.	60.0	1	10
Penalties/Game	6.0	6	51
Penalty Yards/Game	49.7	7	49
Time of Possession	24:55	10	127
Turnover Margin	1.7	1	10
Net Punt Average	43.1	2	19
Kick Return Average	16.8	6	103
Kickoff Coverage	15.7	2	20
Punt Return Average	15.9	4	20
Punt Coverage	-0.75	2	7

9/5/22 • Gaylord Family – Oklahoma Memorial Stadium (83,173) • Norman		
	UTEP	13
	#9 OKLAHOMA	45

NORMAN — Oklahoma made Brent Venables' first game as a head coach a memorable one as it raced to a 21-0 lead in the first 8:17 and beat UTEP 45-13. The Sooners outgained the Miners by 176 yards (492-316) and showcased a balanced offensive attack with 259 rushing yards and 233 passing yards. They allowed just 28 rushing yards on 31 carries.

In his OU debut, quarterback Dillon Gabriel completed 15 of 23 passes for 233 yards and two touchdowns. He also rushed six times for 20 yards and scored on a 12-yard burst for the game's first points. Tight end Brayden Willis caught both TD passes (scoring from six and 28 yards) the second of which gave OU a 28-10 lead.

Eric Gray rushed a team-high 16 times for 102 yards, marking his sixth-career 100-yard game and first as a Sooner. Marcus Major ran seven times for 54 yards and scored from one and six yards in the third quarter. On his second-career play and first touch, freshman receiver Gavin Freeman scored on a 46-yard rushing play to give the Sooners a 21-0 lead.

Safety Billy Bowman and linebacker Danny Stutsman led OU with nine tackles apiece, career highs for both. Defensive end Reggie Grimes finished with a career-high 2.5 sacks and cornerback Gentry Williams recorded an interception in the end zone on UTEP's final possession. OU possessed the ball for just 21:27 out of 60 minutes.

Score by Quarters	1	2	3	4	Score
UTEP	0	10	0	3	13
Oklahoma	21	7	14	3	45

Record: (0-2, 0-0 C-USA)
Record: (1-0, 0-0 Big 12)

Scoring Summary:

1st	13:43 OU - Gabriel, Dillon 12 yd run (Schmit, Zach kick)	
	5 plays, 75 yards, TOP 01:17	0 - 7
1st	09:18 OU - Willis, Brayden 6 yd pass from Gabriel, Dillon (Schmit, Zach kick)	
	6 plays, 93 yards, TOP 01:48	0 - 14
1st	06:43 OU - Freeman, Gavin 46 yd run (Schmit, Zach kick)	
	2 plays, 55 yards, TOP 00:30	0 - 21
2nd	14:12 UTEP - Baechle, Gavin 48 yd field goal	
	14 plays, 44 yards, TOP 07:31	3 - 21
2nd	08:18 UTEP - Awatt, Ronald 2 yd run (Baechle, Gavin kick)	
	10 plays, 85 yards, TOP 05:10	10 - 21
2nd	00:55 OU - Willis, Brayden 28 yd pass from Gabriel, Dillon (Schmit, Zach kick)	
	11 plays, 68 yards, TOP 04:01	10 - 28
3rd	10:48 OU - Major, Marcus 1 yd run (Schmit, Zach kick)	
	10 plays, 80 yards, TOP 02:40	10 - 35
3rd	03:16 OU - Major, Marcus 6 yd run (Schmit, Zach kick)	
	7 plays, 64 yards, TOP 01:51	10 - 42
4th	14:01 UTEP - Baechle, Gavin 54 yd field goal	
	11 plays, 38 yards, TOP 04:15	13 - 42
4th	05:17 OU - Schmit, Zach 22 yd field goal	
	9 plays, 37 yards, TOP 05:28	13 - 45

	UTEP	OU
FIRST DOWNS	26	23
RUSHES-YARDS (NET)	31-28	38-259
PASSING YDS (NET)	288	233
Passes Att-Comp-Int	31-51-1	15-23-0
TOTAL OFFENSE PLAYS-YARDS	82-316	61-492
Fumble Returns-Yards	0-0	0-0
Punt Returns-Yards	2-(-2)	2-17
Kickoff Returns-Yards	2-31	2-51
Interception Returns-Yards	0-0	1-0
Punts (Number-Avg)	5-42.2	3-45.3
Fumbles-Lost	3-0	1-0
Penalties-Yards	6-50	7-59
Possession Time	38:33	21:27
Third-Down Conversions	5 of 15	3 of 8
Fourth-Down Conversions	1 of 2	1 of 1
Red-Zone Scores-Chances	1-1	5-5
Sacks By: Number-Yards	2-10	6-46

RUSHING: UTEP – Awatt, R. 12-39; Hankins, D. 6-15; Walker, C. 2-9; Burgess Jr., T. 1-5; Brownholtz 2-0; Akharaiyi, K. 1-6; Hardison, G. 7-34. **OU** – Gray, E. 16-102; Major, M. 7-54; Freeman, G. 1-46; Barnes, J. 4-25; Gabriel, D. 6-20; Walker, T. 2-10; Beville, D. 1-4; TEAM 1-2.

PASSING: UTEP – Hardison, G. 26-42-0-244; Brownholtz, C. 5-8-0-44. **OU** – Gabriel, D. 15-23-2-233.

RECEIVING: UTEP – Flores, R. 7-76; Smith, T. 8-71; Ballard, J. 5-39; Akharaiyi, K. 4-36; Tupou, J. 1-24; Clarke, J. 1-13; Awatt, R. 1-11; Dawn Jr., W. 2-9; Fryar, Z. 1-5; Bellon, M. 1-4. **OU** – Mims, M. 3-81; Willis, B. 3-40; Wease, T. 3-37; Gray, E. 2-33; Stoops, D. 2-25; Farooq, J. 1-9; Major, M. 1-8.

TACKLES (UA-A): UTEP – Prince, J. 7-3; Knight, T. 6-3; Hylton, K. 3-5; Wallerstedt, C. 2-3; Taylor, J. 3-1; Neal, J. 1-2; Baptist, D. 1-2; Wilston, T. 1-1; James, T. 1-1; Wilson Jr., J. 1-1; Moss, K. 0-2; Shelton, L. 2-0; Hugue, T. 0-2; Barnes, D. 1-1; Johnson, I. 0-2; Rudolph, J. 1-1; Westmoreland, M. 0-1; Thompson, B. 0-1; Williams, T. 1-0; Trotter, D. 0-1; Allen, J. 1-0; Tejada, A. 0-1; Williams, D. 0-1; Tonga'u'iha, S. 0-1. **OU** – Bowman, B. 7-2; Stutsman, D. 6-3; Ugwoegbu, 3-4; Morrison, T. 1-4; White, D. 2-3; Harrington, J. 4-1; Kanak, J. 0-4; Whittier, S. 1-3; Broiles, J. 0-4; Davis, J. 1-2; Lawrence, K. 0-3; Grimes, R. 2-1; Johnson, J. 0-3; Graham, D. J. 2-0; Harmon, D. 1-1; Coldon, C. J. 1-1; Thomas, R. 1-1; Downs, E. 1-1; Gilliam, K. 1-1; Ellison, J. 1-1; Coe, I. 1-1; Washington, W. 1-0; Lulu, J. 0-1; Dennis, K. 0-1; Williams, G. 1-0; Redmond, J. 0-1; Kelley, J. 0-1.

9/10/21 • Gaylord Family – Oklahoma Memorial Stadium (83,911) • Norman		
	KENT STATE	3
	#7 OKLAHOMA	33

NORMAN — No. 7/7 Oklahoma trailed 3-0 late in the first half but drove 76 yards to score a touchdown with 18 seconds remaining in the second quarter and outscored Kent State 26-0 after halftime to post a 33-3 home win. The Golden Flashes were picked by MAC head coaches to win the league's east division title.

Kent State's three points were the fewest Oklahoma allowed an FBS opponent since a 41-3 win at Kansas in 2017. The Sooners recorded 14 tackles for loss against the Golden Flashes (their most since 2019) and three sacks.

Dillon Gabriel completed 21 of 28 pass attempts for 296 yards and three touchdowns without an interception. His TD passes covered 36, 18 and 58 yards. The 36- and 58-yarders went to receiver Marvin Mims Jr., who tied a career high with seven catches for a career-high 163 yards. He also set a career high with 203 all-purpose yards with the help of a 41-yard punt return, OU's longest since 2019.

For the first time since 2018, three Sooners registered double-digit tackles in a game. Linebacker Danny Stutsman (12) and safety Billy Bowman (11) set career highs in tackles for the second straight game, while safety Justin Broiles tied a career high with 11 stops in his first start of the season. Stutsman recorded 4.0 tackles for loss, OU's most in three seasons, and added a sack, while Bowman was credited with a forced fumble and recovery on the same play.

Justin Harrington made his first career interception, David Ugwoegbu logged a safety and Reggie Grimes recorded 2.5 TFLs and 1.5 sacks.

Score by Quarters	1	2	3	4	Score
Kent State	0	3	0	0	3
Oklahoma	0	7	24	2	33

Record: (0-2, 0-0 MAC)
Record: (2-0, 0-0 Big 12)

Scoring Summary:

1st	12:01 OU - Stogner, Austin 20 yd pass from Rattler, S. (Brkic, Gabe kick)	
	3 plays, 45 yards, TOP 1:08	
2nd	8:27 KSU - A.Glass 37 yd FG	
	15 plays, 72 yards, TOP 7:21	
2nd	0:18 OU - Mims, Marvin 36 yd pass from Gabriel, D. (Schmit, Z. kick)	
	5 plays, 76 yards, TOP 0:52	
3rd	12:41 OU - Major, Marcus 16 yd rush (Schmit, Z. kick)	
	7 plays, 68 yards, TOP 2:13	
3rd	9:51 OU - Schmit, Zach 25 yd FG	
	7 plays, 26 yards, TOP 1:39	
3rd	5:31 OU - Stoops, Drake 18 yd pass from Gabriel, D. (#34 Z.Schmit kick)	
	4 plays, 80 yards, TOP 0:58	
3rd	1:35 OU - Mims, Marvin, 58 yd pass from Gabriel, D. (#34 Z.Schmit kick)	
	3 plays, 82 yards, TOP 0:33	
4th	12:00 OU - Ugwoegbu, David, safety, TOP 1:16	


	KSU	OU
FIRST DOWNS	20	20
RUSHES-YARDS (NET)	52-164	36-134
PASSING YDS (NET)	131	296
Passes Att-Comp-Int	11-21-1	21-28-0
TOTAL OFFENSE PLAYS-YARDS	73-295	64-430
Fumble Returns-Yards	1-0	0-0
Punt Returns-Yards	6-260	6-232
Kickoff Returns-Yards	3-173	6-390
Interception Returns-Yards	0-0	1-22
Punts (Number-Avg)	6-43.3	6-38.7
Fumbles-Lost	1-1	1-0
Penalties-Yards	7-56	5-25
Possession Time	36:19	23:41
Third-Down Conversions	6-16	3-12
Fourth-Down Conversions	0-1	1-2
Red-Zone Scores-Chances	1-2	3-3
Sacks By: Number-Yards	3-10	3-18

RUSHING: KSU – Schlee, C. 12-74; Cooper, M. 22-73; Bradford, B. 8-31; Garcia, G. 5-29; Bangura, D. 3-7; Cephas, D. 1-4. **OU** – Gray, E. 10-71; Major, M. 5-39-1; Barnes, J. 9-21; Walker, T. 5-21; Mims, M. 1-0; Gabriel, D. 4-0.

PASSING: Kent State– Schlee, C. 11-19-0; Kargman, D. 0-2-1. **OU** – Gabriel, D. 21-28-0.

RECEIVING: Kent State – Cephas, D. 4-50; James, R. 2-10; Leach, K. 1-23; Copper, M. 1-22; Walker, D. 1-12; Bradford, B. 1-11; Orr, K. 1-3. **OU** – Mims, M. 7-163; Wease, T. 3-37; Stoops, D. 3-33; Parker, D. 2-21; Hester, J. 1-13; Major, M. 1-11; Walker, T. 1-7; Gray, E. 1-6; Willis, B. 1-4; Freeman, G. 1-1.

TACKLES (UA-A): Kent State – Bolden, N. 4-8; Pierre, M. 4-4; Richardson, A. 3-4; Evans, J. 4-2; Miller, D. 2-4; Johns, K. 2-4; Slattery, S. 2-3; Michael, G. 3-1; Baka, J. 1-2; Miller, M. 0-3; Murphy, L. 0-3; Harris, C. 1-1; Harmon, M. 1-1; Wallace, J. 1-0; Blue, C. 1-0; Smith, J. 1-0; Garcia, G. 1-0; Billotte, O. 0-1; West, Z. 0-1; Gamble, K. 0-1; Diaby, S. 0-1; Gater, L. 0-1; Branch, A. 0-1. **OU** – Stutsman, D. 9-3; Broiles, J. 5-6; Bowman, B. 4-7; Ugwoegbu, D. 3-3; White, D. 1-4; Harmon, D. 1-4; Grimes, R. 3-1; Redmond, J. 2-1; Ellison, J. 1-2; Kanak, J. 0-3; Downs, E. 0-3; Halton, G. 0-3; Johnson, J. 1-1; Washington, W. 1-1; Harrington, J. 0-2; Davis, J. 1-0; Kelley, J. 1-0; Coe, I. 1-0; West, T. 1-0; Morrison, T. 1-0; Goldon, C. 1-0; Gilliam, K. 0-1; Lulu, J. 0-1; Smith, C. 0-1; McCoy, J. 0-1; Graham, D. 0-0.

9/17/22 • Memorial Stadium (87,161) • Lincoln, Neb.		
	#6 OKLAHOMA	49
	NEBRASKA	14

LINCOLN, Neb. — In its first game at Nebraska since 2009, No. 6/6 Oklahoma scored seven consecutive touchdowns and posted its highest point and yardage (580) totals ever in Lincoln in a 49-14 win. OU's 35-point victory margin was its largest in a true road game since 2017.

The Sooners surrendered 77 yards on Nebraska's first possession but just 71 more the rest of the first half in taking a 35-7 lead to the locker room. For the game, Oklahoma outgained the Huskers by 253 yards (580-327).

Eric Gray rushed for a game-high 113 yards and two touchdowns on just 11 carries (10.3 yards per rush) while Marcus Major carried 12 times for 35 yards and a 1-yard score. Major also caught a 24-yard touchdown pass, the first receiving score of his career, that came from tight end Brayden Willis. It was Willis' first career pass.

Dillon Gabriel completed 16 of 27 pass attempts for 230 yards and two touchdowns (no interceptions) in his two-and-a-half quarters of work. After NU took its 7-0 lead, Gabriel ran for a 61-yard touchdown, the longest rush of his career.

Jalil Farooq finished with three catches for 58 yards, including a 25-yard touchdown that marked his first career score. Theo Wease caught a 15-yard TD pass, his first score since the 2020 season.

Freshman linebacker Jaren Kanak logged game and career highs of 10 tackles and forced and recovered a fumble on the first play of the third quarter. Junior defensive back Key Lawrence had six tackles, an interception, a forced fumble and a pass breakup.

Score by Quarters	1	2	3	4	Score	
Oklahoma	14	21	14	0	49	Record: (3-0, 0-0 Big 12)
Nebraska	7	0	0	7	14	Record: (1-3, 0-1 Big Ten)

Scoring Summary:

1st	11:19 NEB - Palmer, T. 32 yd pass from Thompson, C. (Bleekrode, T. kick)	
	6 plays, 77 yards, TOP 01:57	0-7
1st	09:30 OU - Gabriel, D. 61 yd rush (Schmit, Z. kick)	
	5 plays, 75 yards, TOP 01:49	7-7
1st	01:57 OU - Farooq, J. 25 yd pass from Gabriel, D. (Schmit, Z. kick)	
	7 plays, 63 yards, TOP 02:17	14-7
2nd	14:48 OU - Major, M. 1 yd rush (Schmit, Z. kick)	
	5 plays, 23 yards, TOP 00:55	21-7
2nd	11:35 OU - Major, M. 24 yd pass from Willis, B. (Schmit, Z. kick)	
	6 plays, 63 yards, TOP 01:55	28-7
2nd	01:44 OU - Gray, E. 16 yd rush (Schmit, Z. kick)	
	5 plays, 65 yards, TOP 01:10	35-7
3rd	13:13 OU - Gray, E. 21 yd rush (Schmit, Z. kick)	
	7 plays, 46 yards, TOP 01:41	42-7
3rd	08:59 OU - Wease, T. 15 yd pass from Gabriel, D. (Schmit, Z. kick)	
	9 plays, 60 yards, TOP 03:10	49-7
4th	03:17 NEB - Purdy, C. 8 yd rush (Bleekrode T. kick)	
	13 plays, 82 yards, TOP 05:04	49-14

	OU	NU
FIRST DOWNS	31	21
RUSHES-YARDS (NET)	54-312	45-163
PASSING YDS (NET)	268	164
Passes Comp-Att-Int	19-30-0	21-31-1
TOTAL OFFENSE PLAYS-YARDS	84-580	76-327
Fumble Returns-Yards	0-0	0-0
Punt Returns-Yards	4-61	1--1
Kickoff Returns-Yards	0-0	0-0
Interception Returns-Yards	1-0	0-0
Punts (Number-Avg)	3-48.7	7-42.3
Fumbles-Lost	3-1	2-1
Penalties-Yards	6-65	5-40
Possession Time	29:36	30:24
Third-Down Conversions	10 of 16	6 of 17
Fourth-Down Conversions	1 of 2	0 of 2
Red-Zone Scores-Chances	3-4	1-2
Sacks By: Number-Yards	4-32	2-7

RUSHING: OU – Gray, E. 11-113; Barnes, J. 13-77; Gabriel, D. 6-55; Major, M. 12-35; Walker, T. 4-17; Beville, D. 1-13; Stoops, D. 2-5; Mims, M. 1-4. **NU** – Ervin, G. 7-60; Allen, A. 11-49; Grant, A. 13-36; Purdy, C. 5-29; Yant, J. 4-19; Thompson, C. 5--30.

PASSING: OU – Gabriel, D. 16-27-0-230; Beville, D. 2-2-0-14; Willis, B. 1-1-0-24. **NU** – Thompson, C. 14-20-0-129; Purdy, C. 7-11-1-35.

RECEIVING: OU – Mims, M. 4-66; Farooq, J. 3-58; Stoops, D. 3-32; Wease, T. 2-46; Willis, B. 2-19; Major, M. 1-24; Bunkley-Shelton, L. 1-10; Parker, D. 1-5; Gray, E. 1-4; Helms, K. 1-4. **NU** – Palmer, T. 10-92; Washington, M. 2-17; Belt, B. 2-9; Martin, O. 1-18; Brown, A. 1-11; Brewington, C. 1-6; Liewer, W. 1-5; Boerkircher, N. 1-4; Vokolek, T. 1-2; Garcia-Castaneda, I. 1-0.

TACKLES (UA-A): OU – Kanak, J. 3-7; White, D. 4-2; Lawrence, K. 4-2; Ugwoegbu, D. 3-3; Harrington, J. 1-4; Bowman, B. 3-1; Smith, C. 3-1; Stutsman, D. 2-2; Morrison, T. 2-2; Whitter, S. 1-3; Downs, E. 3-0; Washington, W. 2-1; Grimes, R. 2-1; Graham, D. 1-2; Harmon, D. 1-1; Lulu, J. 1-1; Stripling, M. 0-2; Halton, G. 0-2; Redmond, J. 1-0; Davis, J. 1-0; Gilliam, K. 1-0; Dennis, K. 1-0; Broiles, J. 0-1; Walker, K. 0-1; Kelley, J. 0-1; Williams, G. 0-1; Cordon, C. 0-1. **NU** – Reimer, L. 3-5; Kolarevic, C. 2-6; Buford, M. 6-1; Mathis, O. 4-3; Farmer, M. 4-2; Henrich, N. 3-3; Newsome, Q. 4-1; Nelson, G. 3-2; Mauga-Clements, E. 3-2; Wynn, S. 1-3; Gifford, I. 3-0; Drew, D. 1-2; Tannor, C. 1-1; Hutmacher, N. 0-2; Hill, T. 1-0; Buschini, B. 1-0; Sanford, P. 1-0; Robinson, T. 1-0; Clark, B. 1-0; Lynum, T. 1-0; Butler, J. 1-0; Hausmann, E. 1-0; Brewington, C. 0-1.