



7 NATIONAL CHAMPIONSHIPS
55 BOWL APPEARANCES



7 HEISMAN TROPHY WINNERS
167 ALL-AMERICANS

OKLAHOMA

FOOTBALL



2021 VALERO ALAMO BOWL GUIDE

OREGON vs. OKLAHOMA

DECEMBER 29, 2021 • ALAMODOME • SAN ANTONIO, TEXAS



SOONERS ON SOCIAL MEDIA



OKLAHOMAFOOTBALL



@OU_FOOTBALL



OU_FOOTBALL





OKLAHOMA FOOTBALL

7 NATIONAL CHAMPIONSHIPS ♦ 30 BOWL CHAMPIONSHIPS ♦ 50 CONFERENCE CHAMPIONSHIPS ♦ 14 BIG 12 CHAMPIONSHIPS ♦ 41 10-WIN SEASONS
167 FIRST-TEAM ALL-AMERICANS ♦ 506 FIRST-TEAM ALL-CONFERENCE SELECTIONS ♦ 7 HEISMAN TROPHY WINNERS ♦ 92 NATIONAL AWARD WINNERS

SERIES HISTORY

Overall Oklahoma leads 6-1
In Bowls Oklahoma leads 1-0
Streak Oregon, 1
Last Meeting Oregon 34-33 (9/16/06 in Eugene)

TELEVISION: ESPN

Play-by-Play Jason Benetti
Analyst Andre Ware
Reporter Paul Carcaterra

RADIO: SOONER SPORTS NETWORK

FLAGSHIPS KOMA 1520 AM & KRXO 107.7 FM
FREE ONLINE: Varsity Network
SIRIUS 84; XM 84

Play-by-Play Toby Rowland
Analyst Teddy Lehman
Sideline Analyst Gabe Ikard
Sideline Reporter Chris Plank

OU SPANISH RADIO

ÉXITOS 96.5 FM (OKC); 101.5 FM EL PATRÓN (Tulsa)
FREE ONLINE: Varsity Network

Play-by-Play Enrique Vasquez
Analyst Luis Rendón

NATIONAL RADIO: ESPN


Play-by-Play Jorge Sedano
Analyst Max Starks
Reporter Alex Chappell

PREGAME TV: BALLY SPORTS SW

"Sooner Sports Game Day" 9 a.m. and 4 p.m. CT

SOCIAL MEDIA: #SOONERS

Twitter/Instagram @OU_Football
Facebook Oklahoma Football



VALERO ALAMO BOWL

16/14/13 OKLAHOMA (10-2, 7-2) VS. 14/15/15 OREGON (10-3, 7-2)

Wednesday, Dec. 29, 2021 ■ 8:20 p.m. CT ■ San Antonio, Texas ■ Alamodome (65,000) ■ ESPN



SOONERS

Interim Head Coach: Bob Stoops
Record at OU: 190-48 (18 Years)
Career Record: Same
Bowl Record: 9-9



DUCKS

Interim Head Coach: Bryan McClendon
Record at OU: 0-0
Career Record: 1-0
Bowl Record: 1-0

OPENING KICK

► No. 16/14/13 Oklahoma (10-2, 7-2 Big 12) takes on No. 14/15/15 Oregon (10-3, 7-2) in the 29th annual Valero Alamo Bowl on Wednesday, Dec. 29 at 8:20 p.m. CT inside the Alamodome in San Antonio, Texas. The game will be televised by ESPN with **Jason Benetti**, **Andre Ware** and **Paul Carcaterra** announcing.

► This marks Oklahoma's 55th bowl appearance, fourth most nationally. Thirty-nine of those 55 have come in bowls that comprise the current New Year's Six (Orange [20], Sugar [8], Fiesta [5], Cotton [3], Rose [2] and Peach [1]). The 39 does not include OU's BCS Championship Game appearance against Florida on Jan. 9, 2009.

► OU is making its 23rd consecutive bowl appearance, by far the longest streak in school history (the previous record was eight from the 1975-82 seasons under **Barry Switzer**). Beginning in **Bob Stoops'** 1999 debut season as head coach, it is the second-longest active streak in the nation (Georgia; 25) and the longest ever by a current Big 12 program.

► The Sooners own a 30-23-1 (.565) bowl record. Their 30 bowl wins are tied for the fifth most nationally.

► This marks the first time since 2014 that Oklahoma did not qualify for a New Year's Six bowl. OU played in the 2015 Orange, 2016 Sugar, 2017 Rose, 2018 Orange, 2019 Peach and 2020 Cotton bowls, and was a College Football Playoff participant in 2015, 2017, 2018 and 2019. Only Alabama and Clemson have made more CFP appearances.

► The only three times in the last seven seasons that OU did not qualify for the College Football Playoff it finished 16th (2021), sixth (2020) and seventh (2016) in the CFP rankings. In 2020 and 2016, the Sooners were ranked sixth and fifth in the final AP Top 25 poll.

► Oklahoma is 67-32-3 (.672) all-time against programs currently in the Pac-12. More than half of those games were played against former intraconference foe Colorado (the Sooners are 40-17-2 all-time against the Buffaloes). OU's six wins (against one loss) versus Oregon are its second most against a current Pac-12 program.

► The Sooners are 151-84-5 (.640) all-time in AP Top 25 matchups and 114-41-3 (.731) when they're the higher-ranked team.

► Since Stoops arrived in Norman ahead of the 1999 season, OU leads all Power Five conference programs in wins (245; Oregon ranks eighth with 211), points scored (11,762; next most is 10,735 by Oregon) and points per game (38.8; next most is 37.0 by Oregon). During the same period, OU ranks second in total offense (467.5 ypg) while Oregon ranks third (459.5).



Bob Stoops, who was inducted into the College Football Hall of Fame on Dec. 7, returns to OU's sideline for the Alamo Bowl. It will be Stoops' first collegiate game since beating Auburn in the 2016 Sugar Bowl. This marks his 19th bowl game as a head coach (owns a 9-9 mark).

BOB STOOPS: OU'S ALL-TIME WINS LEADER

Oklahoma's top four in head coaching victories are all in the College Football Hall of Fame. Bob Stoops leads the way with 190 wins (average of 10.6 over his 18 seasons [1999-2016]).

NAME	RECORD	PCT.	YEARS
1. Bob Stoops	190-48	.798	1999-16
2. Barry Switzer	157-29-4	.837	1973-88
3. Bud Wilkinson	145-29-4	.826	1947-63
4. Bennie Owen	122-54-16	.677	1905-26

2021 RESULTS



TULANE
Sept. 4
11 a.m. CT
W, 40-35



WESTERN CAROLINA
Sept. 11
6 p.m. CT
W, 76-0



NEBRASKA
Sept. 18
11 a.m. CT
W, 23-16



WEST VIRGINIA
Sept. 25
6:30 p.m. CT
W, 16-13



@K-STATE
Oct. 2
2:30 p.m. CT
W, 37-31



vs. TEXAS
Oct. 9
11 a.m. CT
W, 55-48



TCU
Oct. 16
6:30 p.m. CT
W, 52-31



@KANSAS
Oct. 23
11 a.m. CT
W, 35-23



TEXAS TECH
Oct. 30
2:30 p.m. CT
W, 52-21



@BAYLOR
Nov. 13
11 a.m. CT
L, 27-14



IOWA STATE
Nov. 20
11 a.m. CT
W, 28-21



@OKLA. STATE
Nov. 27
6:30 p.m. CT
L, 37-33

OU ATHLETICS COMMUNICATIONS FOOTBALL CONTACTS



MIKE HOUCK

Assistant AD/Communications
Office: (405) 325-8227
Cell: (405) 249-5892
Email: mhouck@ou.edu



ERIC HOLLIER

Associate Director
Office: (405) 325-6449
Cell: (405) 570-9228
Email: ehollier@ou.edu



PATRICK DUNN

Assistant Director
Office (405) 325-4274
Email: patrickjdunn@ou.edu

INTERIM HEAD COACH BOB STOOPS

Alma Mater:	Iowa, 1983
Career Record:	190-48 (.798); 18 Years
Record at OU:	Same
Big 12 Record:	121-29 (.807)
Bowl Record:	9-9 (.500)
Big 12 Championships:	10
National Championships:	1 (2000)
National Championship Games:	4
Heisman Trophy Winners:	2

ALAMO BOWL COACHES

	LOCATION
Cale Gundy (Co-Off. Coord./Inside Receivers)	PB
Bill Bedenbaugh (Co-Off. Coord./Off. Line)	SL
Calvin Thibodeaux (Defensive Line)	SL
Brian Odom (Inside Linebackers)	PB
Jamar Cain (Def. Ends/Outside Linebackers)	SL
DeMarco Murray (Running Backs)	SL
Joe Jon Finley (Assoc. HC Off./TEs & H-Backs)	SL
Ryan Dougherty (Special Teams Coordinator)	SL
Conner McQueen (Offensive Assistant)	SL
Austin Woods (Defensive Assistant)	SL

TEAM HISTORY

First Year:	1895 (this is 127th season)
All-Time Record:	927-331-53 (.727)
All-Time Conference Record:	521-158-22 (.759)
All-Time Big 12 Record:	166-52 (.761)
All-Time Bowl Record:	30-23-1 (.565)
National Championships (AP):	7
Years:	1950, '55, '56, '74, '75, '85, 2000
Conference Championships:	50
Big 12 Championships:	14
	2000, '02, '04, '06-08, '10, '12, '15-20
Undefeated Seasons:	14
10-Plus-Win Seasons:	41 (most in nation; tied)

STADIUM INFORMATION

Name:	Gaylord Family – Oklahoma Memorial Stadium
Field Name:	Owen Field
Capacity:	80,126
Surface:	Natural Grass
First Year:	1923
Record at Stadium:	411-88-16 (.814)

UNIVERSITY INFORMATION

Location:	Norman, Okla.
Founded:	1890
Enrollment:	31,255
Colors:	Crimson and Cream
President:	Joseph Harroz Jr.
Athletics Director:	Joe Castiglione

► Oklahoma's 37-33 loss at Oklahoma State in its most recent game ended a stretch of 2,192 days in which the Sooners had been Big 12 champions. OU had won outright Big 12 titles each of the last six seasons.

► Dating back to the start of the 2012 season, Oklahoma is 46-10 (.821) in regular season games away from home. OU has scored at least 30 points in 48 of those 56 contests.

KEY STORYLINES

► Although Oklahoma hired **Brent Venables** as its 23rd head coach Dec. 5, **Bob Stoops**, who was named interim head coach Nov. 28, will coach OU in the Alamo Bowl. It will mark Stoops' first collegiate game since the Sooners' 35-19 Sugar Bowl win over Auburn that capped the 2016 season. With a 190-48 (.798) career collegiate head coaching record, Stoops is OU's all-time wins leader and is 9-9 in bowls. He retired as Sooners head coach on June 7, 2017, and went on to coach the NFL's Dallas Renegades during the 2020 season before serving as an analyst on FOX's Big Noon Kickoff show during the 2021 campaign. Stoops won 10 Big 12 titles in his 18 seasons at OU, as well as the 2000 national championship.

► Oklahoma has never played in the Alamo Bowl, and its only game in San Antonio was a 38-17 win over No. 1 Missouri in the 2007 Big 12 Championship game that gave the Sooners their fifth of 14 Big 12 titles. Playing under Stoops, ninth-ranked OU was led on offense in the Alamodome that night by redshirt freshman quarterback **Sam Bradford**, who completed 18 of 26 passes for 209 yards and two touchdowns without an interception. Running backs **Allen Patrick** (13 carries for 88 yards and a TD) and **Chris Brown** (23 carries for 71 yards and two TDs) led OU's ground attack, while receiver **Malcolm Kelly** caught four passes for a team-high 72 yards. One of Bradford's touchdown passes went to current OU assistant coach **Joe Jon Finley**, a senior tight end who finished with a team-high five catches for 34 yards. The game was tied 14-14 at halftime, but the Sooners outscored the Tigers 14-0 in the third quarter and 10-3 in the fourth in qualifying for the Fiesta Bowl. Linebacker **Curtis Lofton** finished with nine tackles, 3.0 tackles for loss, a sack and an interception that he returned 26 yards.

► Since taking over quarterback responsibilities with 6:41 left in the second quarter vs. Texas seven games ago, freshman **Caleb Williams** has completed 110 of 174 pass attempts (63.2%) for 1,572 yards and 18 touchdowns against four interceptions (168.7 pass efficiency rating is the nation's fifth best since Oct. 9). He has also rushed 67 times for 347 yards (5.2 average) and TDs of 74, 66, 41, 40 and 2 yards in the seven games. Williams was a semifinalist for the Walter Camp Player of the Year, Davey O'Brien Quarterback of the Year and Shaun Alexander Freshman of the Year awards, was a second-team AP All-Big 12 selection and was named to true freshman All-America teams by 247Sports, On3 and PFF.

► Over the last seven games, redshirt junior **Kennedy Brooks** is averaging 113.3 rushing yards and has run for six touchdowns. Brooks has 1,111 rushing yards on the season, making him just the fourth Sooner to run for at least 1,000 yards in three separate seasons. The others were **De'Mond Parker** (1996-98), **Adrian Peterson** (2004-06) and **Samaje Perine** (2014-16). Brooks has 3,178 career rushing yards to rank 10th in OU history.

► OU ranks first nationally this season with its 96.4% score rate in the red zone (54 scores on 56 trips). Forty-three of its 54 red zone scores (79.6%) have been touchdowns. The 54 red zone scores are seventh most in the country and the 43 red zone TDs are fourth most. The Sooners' streak of 44 consecutive red zone conversions ended with a missed field goal in the second quarter against Iowa State two games ago. Oregon has scored on 46 of its 55 red zone trips this season (83.6% to rank 71st; 38 TDs).

► OU is tied for the national lead with its 21 forced fumbles and is tied for sixth with 12 fumble recoveries. The Sooners had three forced fumbles and three fumble recoveries all of last season. Conversely, OU has lost just three fumbles on offense this season. Oregon has lost six fumbles this year.

► The Sooners will be without their leading tackler and their three sack leaders against Oregon, as linebacker **Brian Asamoah**, defensive lineman **Isaiah Thomas**, outside linebacker **Nik Bonitto** and defensive lineman **Perrion Winfrey** each declared for the 2022 NFL Draft and opted out of the Alamo Bowl. Asamoah paced the squad with 90 tackles (next most is 71), while Thomas ranks fifth in the Big 12 with 8.0 sacks, Bonitto is tied for sixth with 7.0 and Winfrey is tied for 12th with 5.5. Since the start of the 2020 season, Thomas (24.5 and 16.5) and Bonitto (25.5 and 15.0) combined for 50.0 tackles for loss and 31.5 sacks. The 50.0 combined tackles for loss are the second most by any duo nationally over the last two seasons, while the 31.5 combined sacks are third most.

VENABLES NAMED OU'S 23RD HEAD COACH

► A former 13-year Oklahoma assistant coach who won a national championship with the Sooners and two more with Clemson during a highly successful 10-year stint as defensive coordinator, **Brent Venables** was named OU's 23rd head football coach Dec. 5.

► The 51-year-old Venables served as co-defensive coordinator and linebackers coach at OU from 1999-2003 and as associate head coach, defensive coordinator and linebackers coach from 2004-11 under former head coach **Bob Stoops**. Venables has coached in eight national championship games between his time at OU and Clemson, winning titles with the Sooners in 2000 and Tigers in 2016 and 2018.

► In 26 years as a full-time assistant coach, Venables' teams have 26 winning seasons, won 13 conference titles, have been to 30 bowl games (includes four College Football Playoff National Championship games) and won at least 10 games 21 times.

► Since joining Clemson prior to the 2012 season, Venables constructed one of the nation's top defenses. Over the

OU-OREGON SERIES

Oklahoma owns a 6-1 record against Oregon and has outscored the Ducks by an average score of 33-11 in those meetings:

YEAR	SITE	OU/UO RANK	OU RESULT
2006	A	15/18	L, 33-34
2005*	N	NR/6	W, 17-14
2004	H	2/NR	W, 31-7
1975	H	1/NR	W, 62-7
1972	H	2/NR	W, 68-3
1966	H	NR/NR	W, 17-0
1958	H	1/NR	W, 6-0

* Holiday Bowl (San Diego, Calif.)

OU AND OREGON: PERENNIAL GREAT OFFENSES

Since the start of the 1999 season (Bob Stoops' first as Oklahoma's head coach), OU and Oregon rank among the nation's leaders in several offensive categories.

TOTAL POINTS	STAT
1. Oklahoma	11,762
3. Oregon	10,735

POINTS PER GAME	STAT
1. Oklahoma	38.8
3. Oregon	37.0

TOTAL OFFENSE	STAT
2. Oklahoma	467.5
3. Oregon	459.5

WINS	STAT
1. Oklahoma	245
8. Oregon	211

TEAM STATS COMPARISON

	OU	OU
Points/Game	38.4	31.4
Points Allowed/Game	25.3	25.5
1st Downs/Game	22.0	22.7
1st Downs Allowed/Game	20.7	22.1
Rush Yards/Game	175.3	203.2
Rush Yards Allowed/Game	123.8	129.5
Pass Yards/Game	265.3	214.8
Pass Yards Allowed/Game	258.1	241.4
Total Offense/Game	440.6	418.0
Total Defense/Game	381.9	370.8
INT Thrown/INT Made	9/10	7/17
Turnover Margin	+11	+10
Sacks By/Allowed/Game	2.5/2.7	1.7/1.6
3rd Down Off./Def.	42.2/37.2	51.5/45.7
Red Zone Off./Def.	96.4/84.4	83.6/85.4
Kickoff Return Average	18.5	22.6
Punt Return Average	4.1	10.0
Penalties/Yards Per Game	6.6/54.8	7.5/66.8
Field Goals	19-25	12-15

NCAA RANKS COMPARISON

	OU	OU
Points/Game	10th	45th
Points Allowed/Game	56th	60th
First Downs/Game	45th	35th
First Downs Allowed/Game	T70th	T95th
Rush Yards/Game	54th	24th
Rush Yards Allowed/Game	25th	37th
Pass Yards/Game	30th	83rd
Pass Yards Allowed/Game	T108th	88th
Total Offense/Game	31st	54th
Total Defense/Game	70th	58th
Turnover Margin	T7th	T14th
Sacks/Game	T52nd	T84th
Sacks Allowed/Game	T99th	T36th
3rd Down Offense	47th	4th
3rd Down Defense	48th	118th
Red Zone Offense	1st	71st
Red Zone Defense	T77th	T84th
Kickoff Return Average	T91st	39th
Punt Return Average	T16th	40th

2021 BIG 12 STANDINGS

	BIG 12	OVERALL
Oklahoma State	8-1	11-2
Baylor	7-2	11-2
Oklahoma	7-2	10-2
Iowa State	5-4	7-5
Kansas State	4-5	7-5
West Virginia	4-5	6-6
Texas Tech	3-6	6-6
TCU	3-6	5-7
Texas	3-6	5-7
Kansas	1-8	2-10

BIG 12 BOWL SCHEDULE

All times Central

AutoZone Liberty Bowl (ESPN)

Texas Tech vs. Miss. State - Dec. 28, 5:45 p.m.

Guaranteed Rate Bowl (ESPN)

West Virginia vs. Minnesota - Dec. 28, 9:15 p.m.

Cheez-It Bowl (ESPN)

Iowa State vs. Clemson - Dec. 29, 4:45 p.m.

Valero Alamo Bowl (ESPN)

Oklahoma vs. Oregon - Dec. 29, 8:20 p.m.

PlayStation Fiesta Bowl (ESPN)

Oklahoma State vs. Notre Dame - Jan. 1, 12 p.m.

Allstate Sugar Bowl (ESPN)

Baylor vs. Ole Miss - Jan. 1, 7:45 p.m.

TaxAct Texas Bowl (ESPN)

Kansas State vs. LSU - Jan. 4, 8 p.m.

last 10 years, the Tigers rank first nationally in sacks (445; next most is 392) and opponent third-down conversion percentage (30.2%), second in opponent pass efficiency rating (111.1) and takeaways (244; tied), third in scoring defense (17.8 ppg) and opponent completion percentage (53.3), fourth in total defense (311.4 ypg) and pass defense (190.5 ypg), fifth in interceptions (148) and sixth in rushing defense (120.9 ypg). They won conference titles each year from 2015-20.

► Venables' defensive units have been remarkably consistent over the last decade. Each of the last eight Clemson defenses have ranked in the top 15 nationally in yards allowed and seven of the last eight have ranked in the top 20 in points allowed. Over the last eight years, his units have ranked first (in 2014), 10th, eighth, fourth, fifth, sixth, 15th and ninth (this season) in total defense.

► Since 2000, Venables has coached eight national award winners and 16 consensus All-Americans. In that time, 57 defensive players under his guidance have been selected in the NFL Draft (12 first-rounders), including 15 linebackers, two of whom were first-round picks.

► Venables has received national accolades for his coaching and recruiting. He received the Frank Broyles Award in 2016 as the nation's top assistant coach after being named a finalist in 2015. He was named FootballScoop's Defensive Coordinator of the Year in 2014 and Rivals.com's Recruiter of the Year in 2015.

► From 1999-2011, Venables helped Oklahoma to the 2000 national championship, three other national championship game appearances (2003, '04 and '08) and seven Big 12 titles. He was a finalist for the Broyles Award in 2006 when the Sooners led the Big 12 in total defense and scoring defense.

► OU linebackers under Venables' direction earned three Big 12 Defensive Player of the Year awards, five Big 12 Defensive Newcomer of the Year accolades and six first-team All-America honors. Ten of his OU linebackers — and 31 Sooner defensive players overall — were taken in the 2000-12 NFL Drafts.

SOONERS 6-1 AGAINST OREGON

► Oklahoma holds a 6-1 series record against Oregon and has outscored the Ducks by an average score of 33-11 in those meetings. OU was coached by **Bob Stoops** in the last three matchups, which included two Sooner victories.

► Oregon's lone victory in the series came in the last meeting, a 34-33 outcome in Eugene in 2006. The Sooners were ranked No. 15 and the Ducks were No. 18.

► The only bowl meeting between the programs came in the 2005 Holiday Bowl when unranked Oklahoma posted a 17-14 win over No. 6 Oregon in San Diego, Calif.

► Stoops' other win against the Ducks came in 2004 when No. 2 OU won 31-7 against unranked Oregon in Norman. **Adrian Peterson** carried 24 times for 183 yards and two touchdowns (40 and 18 yards), while **Jason White** completed 17 of 23 passes for 213 yards and a score.

► With **Barry Switzer** as head coach in 1975, No. 1 OU beat an unranked Ducks squad 62-7 in Norman in the season opener. The Sooners, who went on to win their second straight national title, rushed for 544 yards on 91 carries.

► In 1972, which was **Chuck Fairbanks'** final season as Oklahoma's head coach, the No. 2 Sooners dealt unranked Oregon a 68-3 defeat in Norman. OU outgained the Ducks 731 yards to 178 (8.4 yards per play to 2.6) and averaged 8.0 yards on its 76 carries (609 rushing yards).

► Head coach **Jim Mackenzie** led OU to a 17-0 win over Oregon in 1966 in a battle of unranked squads, and **Bud Wilkinson's** No. 1 Sooners posted a 6-0 home victory against the unranked Ducks in 1958.

SCOUTING THE DUCKS

► A member of the Pac-12's North Division, Oregon is 10-3 overall and finished 7-2 in Pac-12 regular season play. The Ducks, who are No. 14 in the CFP rankings and No. 15 in the AP and Coaches polls, lost 38-10 to Utah in the Pac-12 Championship, and its other defeats were at Utah (38-7 on Nov. 20) and at Stanford (31-24 in overtime on Oct. 2).

► Oregon captured a signature win with a 35-28 victory at then-No. 3 Ohio State on Sept. 11.

► The Ducks rank 45th in scoring offense (31.4 ppg) and 60th in scoring defense (25.5 ypg). They rank 53rd in total offense (418.0 ypg) and 60th in total defense (371.8 ypg).

► Senior quarterback **Anthony Brown**, who played his first three seasons at Boston College, has completed 223 of 350 passes (63.7%) for 2,683 yards (206.4 per game) and 15 touchdowns against six interceptions. His 138.8 passing efficiency rating ranks fifth in the Pac-12. Brown has also rushed 142 times for 637 yards (49.0 per game; 4.5 per carry) and nine TDs.

► Junior running back **Travis Dye** has run for a team-high 1,118 yards and 15 touchdowns, and averages 86.0 rushing yards per game and 5.8 per carry. He is also a threat in the passing game with his team-high 41 receptions for 374 yards and pair of scores.

► Sophomore wide receiver **Devon Williams** has caught 35 passes for team highs of 557 yards and four touchdowns, while freshman receiver **Kris Hutson** (364 yards) and senior receiver **Johnny Johnson III** (311 yards) both have 25 grabs and one TD each.

BIG DEFENSIVE TURNAROUND

Oklahoma's defense has been much improved the last three seasons. Below are OU's defensive cumulative stats for the 2019-21 seasons compared to the 2017-18 seasons.

CATEGORY	2017-18	2019-21
Opp. Points/Game	30.2	25.0
Opp. Yards/Game	424.3	362.4
Opp. Rush Yards/Game	158.1	121.6
Opp. Yards/Rush	4.2	3.7
Opp. Pass Yards/Game	266.2	240.8
Opp. Completion Pct.	62.2	60.4
Opp. Yards/Pass Attempt	8.0	7.2
Opp. Yards/Completion	12.8	11.9
Opp. Pass Effic. Rating	144.2	131.9
Opp. 3rd. Down Pct.	42.4	32.6
Sacks/Game	1.9	2.8

BROOKS AND RUN

Among Sooners with at least 2,000 career rushing yards, Kennedy Brooks (3,178 yards) ranks fourth with his 6.94 yards per carry.

PLAYER	YPC
Greg Pruitt (1970-72)	7.40
Leon Heath (1948-50)	7.03
Billy Sims (1975-79)	6.94
Kennedy Brooks (2018-)	6.94
Clendon Thomas (1955-57)	6.81
Joe Mixon (2015-16)	6.76
Billy Vessels (1950-52)	6.33
Kenny King (1975-78)	6.22
Mike Gaddis (1988-91)	6.15
Elvis Peacock (1974-77)	6.14

2021 HONORS

BRIAN ASAMOAH (R-JR., LB)

All-Big 12 Second Team (Coaches, AP)
Butkus Award Semifinalist

NIK BONITTO (R-SR., OLB)

All-America Second Team (Sporting News)
All-America Third Team (AP)
Big 12 Defensive Player of the Year (PFF)
All-Big 12 Second Team (Coaches, AP)
Bednarik Award Semifinalist
Midseason All-American (Sporting News)
Midseason All-American (The Athletic; 2nd Team)

GABE BRKIC (R-JR., K)

All-Big 12 Second Team (Coaches, AP)
Lou Groza Award Finalist
Midseason All-American (Sporting News)
Midseason All-American (The Athletic; 2nd Team)
Big 12 Special Teams Player of the Week (9/6, 10/11)

KENNEDY BROOKS (R-JR., RB)

Earl Campbell Tyler Rose Award Semifinalist
Big 12 Offensive Player of the Week (10/11)

PAT FIELDS (SR., S)

William V. Campbell Trophy Finalist
Wuerffel Trophy Finalist
Jason Witten Collegiate Man of the Year Finalist

JEREMIAH HALL (R-SR., TE/H-BACK)

All-Big 12 First Team (Coaches)
All-Big 12 Second Team (AP)
Allstate AFCA Good Works Team Nominee

MARQUIS HAYES (R-SR., OL)

All-Big 12 Second Team (Coaches, AP)

KEY LAWRENCE (SO., DB)

Big 12 Newcomer of the Week (11/22)

MARVIN MIMS (SO., WR)

Earl Campbell Award Honorable Mention (10/12, 11/2)

CHRIS MURRAY (SR., OL)

All-Big 12 Second Team (AP)

JALEN REDMOND (R-SO., DL)

Big 12 Defensive Player of the Week (11/22)

TYRESE ROBINSON (R-SR., OL)

All-Big 12 Second Team (AP)

DANNY STUTSMAN (FR., LB)

True Freshman All-America Team (ESPN)

ISAIAH THOMAS (R-SR., DL)

All-Big 12 Second Team

MICHAEL TURK (R-SR., P)

All-Big 12 First Team (Coaches, AP)
Big 12 Special Teams Player of the Week (11/22)

DELARRIN TURNER-YELL (SR., S)

All-Big 12 Second Team (Coaches)

CALEB WILLIAMS (FR., QB)

True Freshman All-American (ESPN, 247Sports, On3, PFF)
Shaun Alexander Frosh of the Year Semifinalist
All-Big 12 Second Team (AP)
Walter Camp Player of the Year Semifinalist
Davey O'Brien National QB Award Semifinalist
Davey O'Brien QB of the Week (11/2)
Big 12 Offensive Player of the Week (10/18, 11/2)
Big 12 Newcomer of the Week (10/11)
Manning Star of the Week (10/11, 10/18, 11/1)
Davey O'Brien Great 8 List (10/11, 10/18)

MARIO WILLIAMS (FR., WR)

True Freshman All-America Team (247Sports, ESPN)
Big 12 Newcomer of the Week (11/1)

PERRION WINFREY (SR., DL)

All-Big 12 Second Team (Coaches, AP)

► Freshman linebacker **Noah Sewell** leads the Ducks with 106 tackles this season, which includes 4.0 sacks and 8.5 tackles for loss. Sophomore defensive end and second-team FWA All-American **Kayvon Thibodeaux** registered team highs of 7.0 sacks, 12.0 tackles for loss and eight QB hurries in his 11 games, but opted out of the Alamo Bowl.

► Oregon ranks 20th nationally in turnover margin with 22 takeaways and 13 giveaways. Its 17 defensive pass interceptions are most in the Pac-12 and tied for fourth most nationally. Sophomore safety **Verone McKinley III** leads the country with his six interceptions, while junior safety **Bennett Williams** has three (returned for 92 yards).

STOOPS INDUCTED INTO COLLEGE FOOTBALL HALL OF FAME

► The owner of the most wins in Oklahoma football history and engineer of 10 Big 12 Conference titles and the 2000 national championship, **Bob Stoops** was inducted into the National Football Foundation (NFF) and College Hall of Fame on Dec. 7 in his first year of eligibility.

► Stoops became OU's sixth head coach in the College Hall of Fame, joining **Bennie Owen** (coached at OU from 1905-26), **Lawrence "Biff" Jones** (1935-36), **Bud Wilkinson** (1947-63), **Jim Tatum** (1946) and **Barry Switzer** (1973-88). OU also boasts 22 former players who are in the College Hall of Fame.

► Hired Dec. 1, 1998, Stoops posted a 190-48 (.798) record at Oklahoma and coached the Sooners to a school-record 18 consecutive bowl berths. He was the only coach in the BCS era to win the Fiesta Bowl, Orange Bowl, Rose Bowl, Sugar Bowl and the national championship, and accumulated more victories over the first 18 seasons of a head coaching career than anyone in the game's history.

► The Youngstown, Ohio, native guided the Sooners to the most wins of any Power Five program between 1999 to 2016 and led OU to double-digit victories in 14 of his 18 seasons (most nationally during the stretch) and to at least eight wins in each of his last 17 campaigns (good for the longest streak in the nation at the time of his retirement). Seven of his squads finished in the AP top five, including each of the last two, while three more finished No. 6.

► OU posted a 121-29 (.807) regular season Big 12 record under Stoops, easily outdistancing the second- and third-best marks (Texas, .693; Kansas State, .560). He directed the Sooners to a 25-11 (.694) combined record against rivals Oklahoma State (14-4) and Texas (11-7).

► The Sooners' home performance under Stoops was nothing short of incredible. OU won Stoops' first 37 games at Gaylord Family — Oklahoma Memorial Stadium and went 101-9 in the venue in his 16 years, with all 110 of those contests sellouts. The .918 home winning percentage was the best among Power Five programs from 1999-2016 (Ohio State ranked second at .882). Amazingly, Stoops finished with more Big 12 titles than home losses.

NINE SOONERS EARN ALL-BIG 12 HONORS

► Tight end/H-Back **Jeremiah Hall** and punter **Michael Turk** were named to the All-Big 12 First Team and Oklahoma garnered seven All-Big 12 Second Team honors, as announced by the conference office on Dec. 2. Selections were made by the league's head coaches, who were not permitted to vote for their own players.

► The seven Sooners named to the All-Big 12 Second Team were linebacker **Brian Asamoah**, outside linebacker **Nik Bonitto**, kicker **Gabe Brkic**, offensive lineman **Marquis Hayes**, defensive lineman **Isaiah Thomas**, safety **Delarrin Turner-Yell** and defensive lineman **Perrion Winfrey**.

► Several Sooners also earned honorable mention recognition: Brkic (special teams player), defensive back **Pat Fields**, defensive back **Key Lawrence** (newcomer), wide receiver **Marvin Mims**, offensive lineman **Chris Murray**, offensive lineman **Tyrese Robinson**, wide receiver **Drake Stoops**, linebacker **Danny Stutsman** (defensive freshman), quarterback **Caleb Williams** (offensive freshman and offensive player) and **Michael Woods II** (offensive newcomer).

DEFENSE PLAYS BIG HAND IN 18-2 STRETCH

► Oklahoma's defense has figured prominently in the program's 18-2 record that started on Oct. 10, 2020, against Texas. Here are some notes pertaining to the stretch:

► The Sooners have held 17 of their last 20 opponents below a 50% third-down conversion rate and 12 of their last 17 opponents have failed to convert more than 33% of third downs. Oklahoma ranks 14th nationally since Oct. 10, 2020, with its 33.7% opponent third-down conversion rate. (Interestingly, Oregon ranks fourth nationally this season with its 51.5% offensive third-down conversion rate.)

► OU has totaled 60 sacks over its last 20 games to rank 12th nationally since Oct. 10, 2020. In the same time frame, the Sooners have recorded 152 tackles for loss (average of 7.6 per game) for a total of 637 lost yards.

► Oklahoma has registered at least one takeaway in 18 straight games and in 19 of the last 20. It is plus-19 in turnover margin (40 takeaways to 21 turnovers) over the last 20 contests.

► The Sooners have 25 interceptions over their last 20 games to rank sixth nationally since Oct. 10, 2020.

HERE'S THE KICKER

Redshirt junior kicker Gabe Brkic ranks second on OU's career chart for field goal conversion percentage with his .821 mark.

PLAYER	FG-FGA	PCT.
1. Michael Hunnicutt (2011-14)	75-90	.833
2. Gabe Brkic (2018-present)	55-67	.821
3. Garrett Hartley (2004-07)	47-58	.810
4. Jimmy Stevens (2008-11)	42-52	.808
5. Austin Seibert (2015-18)	63-79	.797

BY LAND AND BY AIR

Since the start of the 2018 season, Oklahoma has recorded eight games of at least 300 rushing yards and at least 300 passing yards. The next highest total nationally is four. Texas is the only other Big 12 program to do it multiple times (twice), while Ohio State is the only other Power Five program to do it three times.

PROGRAM	300/300 GAMES
Oklahoma	9
Kent State	4
UCF	4
Ohio State	3
BYU	2
Cincinnati	2
Clemson	2
Louisiana	2
Nebraska	2
North Texas	2
Ole Miss	2
Texas	2
Tulsa	2

OU BOWL HISTORY (30-23-1)

YEAR	BOWL	OPPONENT	RESULT
1938	Orange	Tennessee	L, 0-17
1946	Gator	N.C. State	W, 34-13
1948	Sugar	North Carolina	W, 14-6
1949	Sugar	LSU	W, 35-0
1950	Sugar	Kentucky	L, 7-13
1953	Orange	Maryland	W, 7-0
1955	Orange	Maryland	W, 20-6
1957	Orange	Duke	W, 48-21
1958	Orange	Syracuse	W, 21-6
1962	Orange	Alabama	L, 0-17
1964	Gator	Florida State	L, 19-36
1967	Orange	Tennessee	W, 26-24
1968	Bluebonnet	SMU	L, 27-28
1970	Bluebonnet	Alabama	T, 24-24
1971	Sugar	Auburn	W, 40-22
1972	Sugar	Penn State	W, 14-0
1975	Orange	Michigan	W, 14-6
1976	Fiesta	Wyoming	W, 41-7
1977	Orange	Arkansas	L, 6-31
1978	Orange	Nebraska	W, 31-24
1979	Orange	Florida State	W, 24-7
1980	Orange	Florida State	W, 18-17
1981	Sun	Houston	W, 40-14
1982	Fiesta	Arizona State	L, 21-32
1984	Orange	Washington	L, 17-28
1985	Orange	Penn State	W, 25-10
1986	Orange	Arkansas	W, 42-8
1987	Orange	Miami (Fla.)	L, 14-20
1988	Citrus	Clemson	L, 6-13
1991	Gator	Virginia	W, 48-14
1993	John Hancock	Texas Tech	W, 41-10
1994	Copper	BYU	L, 6-31
1999	Independence	Ole Miss	L, 25-27
2000	Orange*	Florida State	W, 13-2
2001	Cotton	Arkansas	W, 10-3
2002	Rose	Washington State	W, 34-14
2003	Sugar*	LSU	L, 14-21
2004	Orange*	USC	L, 19-55
2005	Holiday	Oregon	W, 17-14
2006	Fiesta	Boise State	L, 42-43 (OT)
2007	Fiesta	West Virginia	L, 28-48
2008	BCS NCG*	Florida	L, 14-24
2009	Sun	Stanford	W, 31-27
2010	Fiesta	Connecticut	W, 48-20
2011	Insight	Iowa	W, 31-14
2012	Cotton	Texas A&M	L, 13-41
2013	Sugar	Alabama	W, 45-31
2014	Russell Athletic	Clemson	L, 6-40
2015	Orange^	Clemson	L, 17-37
2016	Sugar	Auburn	W, 35-19
2017	Rose*	Georgia	L, 48-54 (2OT)
2018	Orange^	Alabama	L, 34-45
2019	Peach^	LSU	L, 28-63
2020	Cotton	Florida	W, 55-20

* BCS National Championship Game

^ College Football Playoff Semifinal

NOTING THE OFFENSE

► Oklahoma ranks 10th nationally with its 38.4 points per game and 28th with its 441.6 yards per outing.

► OU's 2.8 punts per game are tied for the fifth fewest in the country. The Sooners did not punt against Tulane or Kansas State and punted just once vs. Western Carolina, Kansas and Texas Tech.

► The Sooners have committed only 13 turnovers through 12 games (one was a muffed punt and another was by the defense [fumble on a fumble return vs. TCU]).

► Freshman quarterback **Caleb Williams** has completed 62.5% of his passes (115 of 184) for 1,670 yards and 18 touchdowns with four interceptions and ranks eighth nationally with his 166.7 efficiency rating. The 1,670 yards and 18 TDs are OU true freshman records. He has also been highly effective with his feet, running for 408 yards and six scores on only 72 carries (5.7 yards per rush). He has five of OU's eight longest rushes of the season (74 yards for a TD vs. Iowa State is team's longest scrimmage play of season, 66 yards for a TD vs. Texas is tied for second longest, 59 vs. Western Carolina is fifth longest, 55 at Oklahoma State is sixth longest, 41 vs. TCU is eighth longest and 40 vs. Kansas is ninth longest).

► Five Sooners have caught at least 30 passes. Receiver **Marvin Mims** is tied for fourth on the squad in receptions (30) but leads the team with 648 receiving yards (next most is 399). Mims ranks fourth nationally and first in the Big 12 with his 21.6 yards per catch. All four of his touchdowns this season have come in the last six games (two vs. Texas and two vs. Texas Tech).

► Receivers **Mario Williams** (33; four TDs) and **Michael Woods II** (32; two TDs) rank second and third on the team in receptions. Tight end/H-back **Jeremiah Hall** is tied for second with four TD grabs.

► Redshirt junior **Kennedy Brooks** has handled the most of the rushing workload this season. He leads the team in carries (184), rushing yards (1,111), rushing yards per game (92.6) and rushing touchdowns (10). He has 793 rushing yards over the last six contests (113.3 per game).

► Junior running back **Eric Gray**, a transfer from Tennessee, started OU's first five games and has rushed 70 times for 330 yards (4.7 per carry; two TDs) and has 18 catches for 204 yards and a touchdown. Walk-ons **Jaden Knowles** and **Todd Hudson** earned carries against Western Carolina and each scored two TDs.

► Redshirt sophomore running back **Marcus Major** sat out each of OU's first five games this season but was deemed eligible by the NCAA the day before the Oct. 9 game against Texas. He made his season debut Oct. 16 vs. TCU but his only carries on the year came Oct. 30 against Texas Tech (five rushes for 29 yards).

OU FOOT NOTES

► One of three Lou Groza Award finalists, redshirt junior **Gabe Brkic** has made 18 field goals on 23 attempts (.750) and is tied for the national lead with five makes (on seven tries) from over 50 yards.

► Nationally, only nine field goals have been made from at least 56 yards this season and Brkic has two of the makes (both 56-yarders). He ranks second nationally with nine makes from 50-plus yards since the start of the 2020 season (LSU's Cade York has 11), while the player with the next most 50-yarders has six. Brkic's 10 career makes from 50 or farther are the most in OU history (next highest total is four). He also sits atop the Sooners' career chart with 19 makes from at least 40 yards.

► Brkic, who was a 2020 first-team All-Big 12 selection (coaches and AP) and Groza Award semifinalist, is 55 for 67 (.821) on career field goal attempts. The OU career record for field goal percentage is .833 (75 for 90) by **Michael Hunnicutt** (2011-14). Brkic has also made all 152 of his PAT tries. Only **Austin Seibert** (162) has a longer streak of makes in school history.

► Over the last five seasons, Oklahoma ranks first in the Big 12 and fifth nationally with its 82.5% success rate on field goal attempts (94 for 114). During the same period, the Sooners rank first nationally in kicking points (639; next most is 610) and second in PAT conversion percentage among teams with at least 175 attempts, converting 357 of 358 tries (99.7%). Only Virginia Tech (205 of 205) has a higher success rate.

TURK'S KEY LEG

► Redshirt senior punter and Ray Guy Award semifinalist **Michael Turk**, who transferred to Oklahoma from Arizona State in August and earned the starting job, is doing things no OU punter has done before.

► Turk is averaging 51.3 yards per punt, a figure that would smash the OU single-season record of 47.8 by Jack Jacobs in 1940. In fact, the NCAA single-season record for punting average (min. 30 punts) is 51.0 by Texas A&M's Braden Mann in 2018. Turk's 51.3-yard average would rank second in the NCAA this season if he had enough punts to qualify for the category (the NCAA minimum is 3.6 punts per game; he is averaging 2.8).

► Nineteen of Turk's 33 punts (57.6%) have gone for at least 50 yards, and eight have gone for at least 60. His 85-yarder vs. Texas is the FBS' second longest this season and tied for the fourth longest over the last 10 years, and is tied for the third longest in OU history.

► Turk holds five of the top 14 single-game punting averages (min. three punts) in Oklahoma history, including the best and third-best marks (59.7 vs. TCU and 58.0 vs. Texas).

► The 2019 and '20 first-team All-Pac-12 selection averaged 46.2 yards per punt over the last two seasons at ASU and totaled 28 boots that went at least 50 yards. In 2019, he set the FBS single-game record by averaging 63.0 yards (on five punts) vs. Kent State in the season opener.

► Combining his time at ASU and OU, Turk is averaging 47.7 yards per punt (5,435 yards on 114 punts). The FBS career record (min. 150 punts) is 46.3 yards by West Virginia's Todd Sauerbrun (1991-94).

BIG 12 CHAMPIONSHIPS WON

SCHOOL	TOTAL	YEARS
Oklahoma	14	('00, '02, '04, '06-08, '10, '12, '15-20)
Baylor	3	('13-14, '21)
Texas	3	('96, '05, '09)
Kansas State	2	('03, '12)
Nebraska	2	('97, '99)
Colorado	1	('01)
Oklahoma State	1	('11)
TCU	1	('14)
Texas A&M	1	('98)

BEST RECORDS SINCE 2015

SCHOOL	RECORD
1. Alabama	91-7
2. Clemson	88-10
3. Ohio State	78-10
4. Oklahoma	77-14
5. Georgia	74-18

2021 ACADEMIC ALL-BIG 12**FIRST TEAM**

Name	Class	Pos.
Brian Asamoah	R-Jr.	LB
Colt Atkinson	R-Sr.	WR
Pat Fields	Sr.	S
Jeremiah Hall	R-Sr.	TE/H-Back
Marquis Hayes*	R-Sr.	OL
Spencer Jones	R-Sr.	QB/Holder
Kasey Kelleher	R-Sr.	LS
Jordan Kelley	R-Jr.	DL
Caleb Kelly	R-Sr.	OLB
Jaden Knowles	R-Jr.	RB
Jake McCoy	R-So.	LB
Bryan Mead*	R-Sr.	LB
Reeves Mundschau	R-Sr.	P
Tanner Schafer*	R-Sr.	QB
Zach Schmit*	R-Fr.	K/P
Devin Staton*	R-Jr.	WR
Austin Stogner	Jr.	TE/H-Back
LaRon Stokes	R-Sr.	DL
Drake Stoops	R-Jr.	WR
Erik Swenson	R-Sr.	OL
David Ugwoegbu	Jr.	LB
Brynden Walker	So.	OLB

SECOND TEAM

Name	Class	Pos.
Gabe Brkic	R-Jr.	K
Justin Broiles	R-Sr.	DB
Reggie Grimes	So.	DE
Dominique Jones	R-Sr.	DL
Marvin Mims	So.	WR
Andrew Raym	So.	OL
Damon Smith	R-So.	WR
Delarrin Turner-Yell	Sr.	S
Brayden Willis	Sr.	TE/H-Back

2021 COSIDA ACADEMIC ALL-DISTRICT 7

Name	Class	Pos.
Pat Fields	Sr.	S
Bryan Mead	R-Sr.	LB

2021 COSIDA ACADEMIC ALL-AMERICAN**FIRST TEAM**

Name	Class	Pos.
Pat Fields	Sr.	S

2021 TEAM CAPTAINS

Oklahoma's 2021 team captains were announced Aug. 30 following a team vote (Isaiah Thomas was added Sept. 10). This marks the second straight season Pat Fields earned the nod from his teammates.

No.	Name	Class	Pos.
10	Pat Fields	Sr.	S
27	Jeremiah Hall	R-Sr.	TE/H
19	Caleb Kelly	R-Sr.*	OLB
7	Spencer Rattler*	R-So.	QB
95	Isaiah Thomas*	R-Sr.	DL

*Super senior

* Not with team for Alamo Bowl

OU'S BIG 12 DOMINATION

► Oklahoma's win over Iowa State in the 2020 Big 12 Championship resulted in the Sooners' sixth straight Big 12 title and 14th since 2000 (no other program has won more than three during the span). For perspective, the two Power Five programs with the next most conference titles this millennium are Ohio State (11 in Big Ten), Alabama (eight in SEC) and Oregon (eight in Pac-10/Pac-12).

► The Sooners' 14 Big 12 titles are 11 more than the program with the next most. Baylor and Texas have won three Big 12 championships and are followed by Kansas State and Nebraska (two each), and Colorado, Oklahoma State, TCU and Texas A&M (one each). Colorado and Nebraska left the Big 12 after the 2010 season and Texas A&M departed after the 2011 campaign.

► Since 2010, OU has won eight Big 12 titles and is followed by Baylor (three) and Kansas State, Oklahoma State and TCU (one each).

► Oklahoma is the only program to win at least three straight Big 12 titles, and it has done so twice (2006-08 and 2015-20). Baylor (2013-14) is the only other program to win two Big 12 championships in a row.

► At 11-1, the Sooners are the only program with a winning record in Big 12 Championship games. Texas has the next best mark at 3-3.

MORE CONFERENCE TITLE TIDBITS

► Oklahoma and Clemson each entered the season riding streaks of six outright conference championships. The last current Power Five program to win at least six straight outright league titles was OU when it claimed 12 Big Six/Seven crowns in a row under legendary **Bud Wilkinson** (1948-59).

► Every OU freshman class from 1999-2020 has won at least one Big 12 championship and all but the 2011 and 2020 freshman classes have won at least two. The 2015, 2016 and 2017 freshman classes each won four Big 12 titles.

► OU leads the nation with its 50 all-time conference titles. It is followed by Nebraska (46), Michigan (43), Ohio State (39) and USC (37).

FIELDS FINALIST FOR CAMPBELL, WUERFFEL, WITTEN AWARDS

► Senior safety **Pat Fields** capped his OU career by being named a finalist for each of three prestigious awards that emphasize off-the-field achievements more than those on the field. The William V. Campbell Trophy — the "Academic Heisman" — goes to the absolute best football scholar-athlete in the nation, the Wuerffel Trophy recognizes the FBS player who best exhibits exemplary community service and the Jason Witten Collegiate Man of the Year acknowledges the player who displays the outstanding leadership on and off the field.

► As one of 13 finalists for the Campbell Trophy, Fields is part of the National Football Foundation Scholar-Athlete Class and will receive an \$18,000 postgraduate scholarship. Former OU center **Ty Darlington** won the award in 2015.

► Fields was one of three finalists for the Wuerffel Trophy, and was aiming to become OU's third recipient (Darlington in 2015 and center **Gabe Ikard** in 2013 won the award).

► Fields entered the fall semester with a 3.82 GPA while simultaneously pursuing a Bachelor of Business Administration degree in accounting and a master's degree in accounting. He received both degrees this month.

► A three-time first-team Academic All-Big 12 honoree, Fields is a 2021 first-team Academic All-American. He was a 2020 second-team Academic All-American and a 2020 and '21 Academic All-District selection. He was also a recipient of the Dr. Gerald Lage Academic Achievement Award, OU's Dan Gibbons Outstanding Scholar Athlete of the Year Award and the 2020 Cotton Bowl's Dan S. Petty Scholar-Athlete Award.

► OU's 2021 Big 12 Male Sportsperson of the Year Award nominee, Fields has twice been elected as a team captain by his teammates. He has worked as part of the leadership team of OU athletes that promoted social justice initiatives, voting education and voting registration, and served a two-year term as one of two student-athletes nationally who served on the NCAA Division I Football Oversight and Competition Committee.

► Fields has focused much of his time and energy on bettering situations for youth and young adults in his hometown of Tulsa. He founded "Town Business," a financial literacy seminar that teaches high school football student-athletes about budgeting, money management, credit and personal branding. He also founded the Black Wall Street Scholarship to establish an endowment to provide scholarships for underrepresented and lower income students from Tulsa. He also coordinated a back-to-school event and football camp in July for economically vulnerable elementary school students in his hometown.

COLLEGE FOOTBALL'S BEST

► During the modern era of college football (since the end of World War II), the Sooners are the nation's No. 1 team with more wins (683) than any other program (next most is 645 by Alabama).

► Oklahoma is the highest-scoring program in college football history with 37,317 points (in 1,311 games).

► OU leads all FBS programs with 50 all-time conference championships. The rest of the top five includes Nebraska (46), Michigan (43), Ohio State (39) and USC (37). The Sooners' 14 league titles since 2000 are the most among Power Five programs (Ohio State ranks second with 11).

► No program has more all-time 10-win seasons than Oklahoma, which is tied with Alabama with 41 (OU has a nation-leading 18 10-win campaigns since 2000). In addition, OU's 26 seasons with at least 11 wins are the most in college football history.

► Since former head coach **Bob Stoops** arrived in Norman in 1999, OU leads all Power Five conference programs in wins (245; next most is 242 by Ohio State) and points scored (11,729; next most is 10,687 by Oregon).

CFP APPEARANCES

Oklahoma has made four appearances in the seven-year history of the College Football Playoff, all in the last six seasons. It is the only Big 12 program to qualify for the event.

PROGRAM	CFPs
Alabama	7
Clemson	6
Oklahoma	4
Ohio State	4
Georgia	2
Notre Dame	2
Seven programs	1

MOST CONFERENCE TITLES

Oklahoma leads all of college football with its 50 conference championships.

PROGRAM	TITLES
Oklahoma	50
Nebraska	46
Michigan	43
Ohio State	39
USC	37

**POWER FIVE CONFERENCE
TITLES SINCE 2000**

1. Oklahoma	14
2. Ohio State	11
3. Oregon	8
Alabama	8
5. Clemson	7
Florida State	7
7. USC	6
8. LSU	5
9. Virginia Tech	4
Michigan	4
11. Nine programs	3

**FINAL AP TOP-25 APPEARANCES
SINCE 2000**

1. Oklahoma	19
2. Ohio State	18
3. LSU	17
4. Georgia	16
5. Alabama	15
Clemson	15
7. Florida State	14
Texas	14
Wisconsin	14
10. Michigan, Oregon, Virginia Tech	13

HEISMAN FINALISTS SINCE 2000

1. Oklahoma	10
2. Alabama	9
3. Florida	5
Ohio State	5
Stanford	5

MOST TDs SINCE START OF 2015

1. Alabama (98 games)	535
2. Oklahoma (91 games)	513
3. Clemson (98 games)	494
4. Ohio State (88 games)	484
5. Memphis (90 games)	446

ACTIVE BOWL STREAKS

1. Georgia	25
2. Oklahoma	23
3. Wisconsin	20
4. Alabama	18
5. Clemson	17

**MOST ALL-TIME 10-OR-MORE-WIN
SEASONS**

1. Oklahoma	41
Alabama	41
3. Michigan	30
4. Ohio State	29
5. Nebraska	27
USC	27

**MOST WINS SINCE END OF
WORLD WAR II (1946-PRESENT)**

1. Oklahoma	683
2. Alabama	645
3. Ohio State	638
4. Penn State	623
5. Texas	609
6. Nebraska	599
7. Michigan	597
8. Georgia	595
9. USC	582
10. Tennessee	571

HEISMAN U

► Quarterbacks **Baker Mayfield** and **Kyler Murray** became Oklahoma's sixth and seventh Heisman Trophy winners in 2017 and '18, respectively, moving the Sooners into a tie with Notre Dame and Ohio State for the most Heisman winners. Other OU winners were QB **Sam Bradford** in 2008, QB **Jason White** in 2003, RB **Billy Sims** in 1978, RB **Steve Owens** in 1969 and RB **Billy Vessels** in 1952.

► Quarterback **Jalen Hurts** was the 2019 Heisman Trophy runner-up and became Oklahoma's 11th Heisman finalist, tied with Alabama for most of any school (finalists were first named in 1982). Miami (Fla.) ranks third with nine finalists, Florida ranks fourth with eight and Ohio State ranks fifth with seven.

► OU boasts a nation-leading 10 Heisman finalists in the last 21 years (since 2000). Alabama ranks second with nine while Ohio State and Stanford rank third with five each.

► Oklahoma is the only program to ever produce five Heisman finalists in a four-year period (Hurts in 2019 [runner-up], Murray in 2018 [won], Mayfield in 2017 [won] and Mayfield [finished third] and receiver **Dede Westbrook** [finished fourth] in 2016). With Mayfield's and Murray's wins, OU is the only program to produce different quarterback winners in consecutive seasons.

► OU is tied for the most Heisman runners-up, as well (six). OU's second-place Heisman finishers were **Kurt Burris** (1954), **Greg Pruitt** (1972), Sims (1979), **Josh Heupel** (2000), **Adrian Peterson** (2004) and Hurts (2019).

► Oklahoma has produced four Heisman Trophy winners in the last 19 years. Only four other programs have produced four winners ever (Notre Dame and Ohio State seven, USC six and Alabama four).

► An OU quarterback finished in the top four of Heisman voting in five consecutive years (Mayfield fourth in 2015, third in 2016 and first in 2017; Murray first in 2018; Hurts second in 2019).

2020 BOWL RECAP

► Oklahoma set bowl game program records for points and total yards, tied its record for bowl game margin of victory and set a Cotton Bowl standard for yards per rush in a 55-20 season-ending win over No. 10 Florida last year.

► The Sooners compiled 684 yards of total offense and a season-high 10.5 yards per play. Their 10.9 yards per carry represented the second-highest figure in any game in school history. OU's 435 rushing yards were its second most in a bowl game and its most in any contest since 2014. It gained 409 total yards (307 rushing) in the second half alone.

► **Rhamondre Stevenson** (186) and **Marcus Major** (110) each ran for over 100 yards and all six Sooners who carried the ball registered their season-long rush. Meanwhile, **Spencer Rattler** completed 14 of 23 passes for 247 yards and three touchdowns and ran for a score.

► OU intercepted Heisman Trophy finalist Kyle Trask three times in the first quarter. **Tre Norwood's** pick-six on Florida's first possession gave the Sooners a 14-0 lead just 2:38 into the game. He was named defensive MVP while Stevenson got the offensive nod. Linebacker **Brian Asamoah** and cornerback **Woodi Washington** logged OU's other interceptions.

EXTRA POINTS

► The Sooners' 17-game winning streak that was snapped Nov. 13 at Baylor was the seventh longest in program history and OU's longest since winning 20 straight over the 2000 and '01 seasons. It was also the longest active streak in the country. Prior to the Baylor contest, OU's last loss had come on Oct. 3, 2020, at Iowa State.

► Oklahoma has registered winning streaks of at least seven games in a school-record seven straight seasons. The previous program record for seven-game winning streaks was six consecutive campaigns (1953-58) under **Bud Wilkinson**. Since 1980, only Boise State (11 straight seasons; 2002-12) and Alabama (10 straight seasons; 2011-20) have also posted winning streaks of at least seven games in seven consecutive years.

► Oklahoma has already set the single-season school record with six wins by seven or fewer points (previous record was five in 2010 and 2019).

► The Sooners are 23-7 all-time as the No. 14-ranked team in the AP poll (1-1 at neutral sites). OU's only two neutral site games as the AP's No. 14 team were in the 1947 Gator Bowl (34-13 win over North Carolina State in Jacksonville, Fla.) and in 2006 (28-10 loss to No. 7 Texas in Dallas).

► Redshirt senior linebacker **Bryan Mead** played in his 56th career game Sept. 25 against West Virginia to break the previous school record of 55 games that was held by former quarterback and holder **Connor McGinnis**. Mead has now played in 64 contests. The Alamo Bowl will mark his final collegiate outing.

► The Sooners have outscored their opponents 129-43 in the second quarter this season and 117-54 in the third quarter. OU has been outscored 101-97 in the first quarter.

► Co-offensive coordinator and inside receivers coach **Cale Gundy** is OU's all-time leader in victories (276) as a player (31) and/or coach (245). **Barry Switzer** ranks second with 215, all as an assistant or head coach.

► The Sooners entered the season tied with Clemson for the second-longest streak of New Year's Six bowl appearances (six). They trailed Ohio State (seven) and were followed by Georgia (four), Florida (three) and Oregon (two). From that list, only Ohio State (Rose) and Georgia (Orange) are in a New Year's Six bowl this year.

► OU is the only program that has produced at least four NFL Draft picks each of the last 14 years.

THE STOOPS FILE

Years Coached	18 Seasons
Alma Mater:	Iowa, 1983
Career Record:	190-48 (.798)
Record at OU:	Same
Big 12 Record:	121-29 (.807)
Bowl Record:	9-9 (.500)
Big 12 Championships:	10
National Championships:	1 (2000)
Wife:	Carol
Daughter:	Mackenzie
Sons (Twins):	Drake, Isaac
Hometown:	Youngstown, Ohio
High School:	Cardinal Mooney, 1978

COACHING HISTORY

1983-84:	Iowa (Graduate Assistant Coach)
1985-87:	Iowa (Volunteer Coach)
1988:	Kent State (Assistant Coach)
1989-90:	Kansas State (Defensive Backs)
1991-95:	Kansas State (Co-Def. Coordinator)
1996-98:	Florida (Asst. Head Coach, Def. Coord.)
1999-2016:	Oklahoma (Head Coach)

COACHING HONORS

2000 AP National Coach of the Year
2000 Bear Bryant Coach of the Year
2000 Eddie Robinson/FWAA Coach of the Year
2000 Football News Coach of the Year
2000 Woody Hayes National Coach of the Year
2000 Walter Camp National Coach of the Year
2000 George Munger Award (Maxwell FC)
2000 Consensus Big 12 Coach of the Year
2001 Hula Bowl Head Coach
2002 AFCA Region IV Co-Coach of the Year
2003 Bobby Dodd National Coach of the Year
2003 Walter Camp National Coach of the Year
2003 Woody Hayes National Coach of the Year
2003 AFCA Region IV Co-Coach of the Year
2003 Consensus Big 12 Coach of the Year
2006 Consensus Big 12 Coach of the Year
2008 Big 12 Coach of the Year
2015 Big 12 Coach of the Year
2016 Big 12 Coach of the Year
2021 College Football Hall of Fame Inductee

OU BEFORE/WITH STOOPS

	BEFORE (1990-98)	WITH (1999-2016)
Overall Record	54-46-3	190-48
Conference Record	31-33-2	121-29
vs. Ranked Opponents	5-29-2	60-30
Weeks in AP Top 25	51	255
National Titles	0	1
Conference Titles	0	10
BCS Games	0	9
Bowl Games	3	18
National Award Winners	0	32
Heisman Trophy Winners	0	2
First-Team All-Americans	2	38
All-Conference Selections	19	118
Academic All-Conference	24	171
NFL Draft Picks	33	83
NFL First-Round Picks	1	12
NFL Top-5 Round Picks	12	46
Years in Final AP Top 25	3	15
Years in Final AP Top 10	0	11
Years in Final AP Top 5	0	7



BOB STOOPS

18 SEASONS ♦ CAREER RECORD: 190-48 (.798) ♦ 10 BIG 12 CHAMPIONSHIPS
 18 BOWL APPEARANCES ♦ OU'S ALL-TIME WINS LEADER ♦ 2000 NATIONAL TITLE
 ONLY COACH IN BCS ERA TO WIN A NATIONAL TITLE AND ALL 4 BCS BOWL GAMES

WINNING LEGACY

- ▶ Bob Stoops is the winningest coach in Oklahoma history at 190-48 (.798).
- ▶ Won more games in his first 18 years than any college coach.
- ▶ Reached 150 wins in 187 games (sixth fastest all-time)
- ▶ Led the Sooners to a school-record 18 consecutive bowl games (the previous record was eight under Barry Switzer). Never had an OU coach taken even his first three teams to bowls.
- ▶ Was the only coach in the BCS era to win a national championship and every BCS bowl game (Fiesta, Orange, Rose, Sugar).
- ▶ Since he took over at OU in 1999, coached Sooners to more wins than any other Power Five program during that time span.
- ▶ Under his direction, Oklahoma averaged 10.5 wins per season.
- ▶ Had 14 seasons of 10-plus wins, most of any FBS coach from 2000-16.
- ▶ OU was 60-30 (.667) vs. AP Top 25 teams in the Stoops era. The win percentage was the best in the country during the span.
- ▶ From 1999-16, only Alabama (129) had more AP top-five appearances than OU's 123. Following OU was Ohio State (109), USC (87) and Florida State (83).
- ▶ Owned a 101-9 home record, including a school-record 39-game winning streak (ninth longest in FBS history) and two 19-game strings.
- ▶ OU was a combined 25-11 under Stoops against their two biggest rivals (14-4 vs. Oklahoma State and 11-7 against Texas).

CONFERENCE SUPREMACY

- ▶ Stoops has coached OU to 10 Big 12 championships. No other program has won more than two Big 12 titles in his 18 seasons.
- ▶ Owns a 72-19 overall mark since 2010 and a 49-13 league record, both of which are the best of any Big 12 team during that span.
- ▶ Has guided the Sooners to more wins against AP Top 25 teams (23) than any Big 12 program since 2010. OU is the only program in the conference with a winning record in such games (23-14).

PLAYER DEVELOPMENT

- ▶ Stoops has produced 37 first-team All-Americans, two AP Players of the Year and 79 NFL Draft picks as OU's head coach.
- ▶ Coached two Heisman Trophy winners (Jason White in 2003, Sam Bradford in 2008) and seven Heisman finalists (most from 1999-2016).
- ▶ Two different Sooners claimed the following awards while he coached at OU: Nagurski (Roy Williams, Derrick Strait), Thorpe (Roy Williams, Derrick Strait) and Butkus (Rocky Calmus, Teddy Lehman).
- ▶ At least one of his OU players has earned each one of these accolades: the Bednarik Award, Lombardi Award, Walter Camp Award, Maxwell Award, Biletnikoff Award, Unitas Award, Outland Trophy, Burlsworth Trophy, Campbell Trophy, Wuerffel Trophy and the Mosi Tatupu Award.

OU'S CAREER WINS LEADERS

NAME	RECORD	PCT.	YEARS
1. Bob Stoops	190-48	.798	1999-16
2. Barry Switzer	157-29-4	.837	1973-88
3. Bud Wilkinson	145-29-4	.826	1947-63
4. Bennie Owen	122-54-16	.677	1905-26

HOME WINNING PERCENTAGE (POWER 5; 1999-2016)

SCHOOL	RECORD	PCT.
1. Oklahoma	101-9	.918
2. Ohio State	112-15	.882
3. LSU	106-21	.835
4. Oregon	97-21	.822
5. Georgia	93-21	.816

WINNING PCT. VS. AP TOP 25 (SINCE 1999)

SCHOOL	RECORD	PCT.
1. Oklahoma	60-30	.667
2. Ohio State	55-28	.663
3. USC	49-28	.636
4. Oregon	45-27	.625
5. Alabama	65-40	.619

WEEKS RANKED NO. 1 (AP; 2000-16)

SCHOOL	WEEKS
1. Alabama	58
2. USC	43
3. Ohio State	33
4. Oklahoma	30
Florida State	30
Miami (Fla.)	30

STOOPS' YEAR-BY-YEAR HEAD COACHING RECORD

YEAR	SCHOOL	OVERALL	CONFERENCE	FINAL AP RANK	BOWL GAME
1999	Oklahoma	7-5	5-3	RV	Independence (Lost to Mississippi, 27-25)
2000*	Oklahoma	13-0	8-0*	1	Orange (Beat Florida State, 13-2)
2001	Oklahoma	11-2	6-2	6	Cotton (Beat Arkansas, 10-3)
2002	Oklahoma	12-2	6-2*	5	Rose (Beat Washington State, 34-14)
2003	Oklahoma	12-2	8-0	3	Sugar (Lost to LSU, 21-14)
2004	Oklahoma	12-1	8-0*	3	Orange (Lost to USC, 55-19)
2005	Oklahoma	8-4	6-2	22	Holiday (Beat Oregon, 17-14)
2006	Oklahoma	11-3	7-1*	11	Fiesta (Lost to Boise State, 43-42 [OT])
2007	Oklahoma	11-3	6-2*	8	Fiesta (Lost to West Virginia, 48-28)
2008	Oklahoma	12-2	7-1*	5	BCS Championship Game (Lost to Florida, 24-14)
2009	Oklahoma	8-5	5-3	NR	Sun (Beat Stanford, 31-27)
2010	Oklahoma	12-2	6-2*	6	Fiesta (Beat UConn, 48-20)
2011	Oklahoma	10-3	6-3	16	Insight (Beat Iowa, 31-14)
2012	Oklahoma	10-3	8-1*	15	Cotton (Lost to Texas A&M, 41-13)
2013	Oklahoma	11-2	7-2	6	Sugar (Beat Alabama, 45-31)
2014	Oklahoma	8-5	5-4	RV	Russell Athletic (Lost to Clemson, 40-6)
2015	Oklahoma	11-2	8-1*	5	Orange Bowl (CFP Semis) (Lost to Clemson, 37-17)
2016	Oklahoma	11-2	9-0*	5	Sugar Bowl (Beat Auburn, 35-19)
Totals	18 Years	190-48	121-29		Bowl Record: 9-9

* National Championship * Big 12 Championship

BOWL COACHING STAFF




Bob Stoops
Head Coach/Quarterbacks
Seventh Season at OU
Fifth Season as Head Coach



Cale Gundy
Co-Offensive Coordinator/
Inside Receivers
23rd Season at OU



Bill Bedenbaugh
Co-Offensive Coordinator/
Offensive Line
Ninth Season at OU



Calvin Thibodeaux
Defensive Line
Sixth Season at OU



Brian Odom
Inside Linebackers
Third Season at OU



Jamar Cain
Defensive Ends/Outside
Linebackers
Second Season at OU



DeMarco Murray
Running Backs
Second Season at OU



Joe Jon Finley
Assoc. Head Coach Offense/
Tight Ends and H-Backs
First Season at OU



Ryan Dougherty
Assistant Coach



Conner McQueen
Assistant Coach



Austin Woods
Assistant Coach



BRENT VENABLES

NAMED OU'S 23RD HEAD COACH DEC. 5, 2021 • FORMER K-STATE/OKLAHOMA/CLEMSON ASSISTANT THREE NATIONAL CHAMPIONSHIPS (ONE WITH OKLAHOMA, TWO WITH CLEMSON) EIGHT NATIONAL CHAMPIONSHIP GAME APPEARANCES • COACHED IN 32 BOWL GAMES 13 CONFERENCE CHAMPIONSHIPS • THREE-TIME BROYLES AWARD FINALIST (2016 WINNER)

A former 13-year University of Oklahoma assistant coach who won a national championship with the Sooners and two more with Clemson University during a highly successful 10-year stint as defensive coordinator, Brent Venables was named OU's 23rd head football coach Dec. 5, 2021.

The 51-year-old Venables served as co-defensive coordinator and linebackers coach at Oklahoma from 1999-2003 and as associate head coach, defensive coordinator and linebackers coach from 2004-11 under former head coach Bob Stoops. Venables has coached in eight national championship games between his time at OU and Clemson, winning titles with the Sooners in 2000 and Tigers in 2016 and 2018. In 26 years as a full-time assistant coach, Venables' teams have 26 winning seasons, won 13 conference titles, have been to 30 bowl games (includes four College Football Playoff National Championship games) and won at least 10 games 21 times.

Since joining Clemson prior to the 2012 season, Venables constructed one of the nation's top defenses. Over the last 10 years, the Tigers rank first nationally in sacks (445; next most is 392) and opponent third-down conversion percentage (30.2%), second in opponent pass efficiency rating (111.1) and takeaways (244; tied), third in scoring defense (17.8 ppg) and opponent completion percentage (53.3), fourth in total defense (311.4 ypg) and pass defense (190.5 ypg), fifth in interceptions (148) and sixth in rushing defense (120.9 ypg). They won conference titles each year from 2015-20.

Since 2000, Venables has coached eight national award winners and 16 consensus All-Americans. In that time, 57 defensive players under his guidance have been selected in the NFL Draft (12 first-rounders), including 15 linebackers, two of whom were first-round picks.

As a defensive coordinator and linebackers coach, Venables has produced winners of three Butkus Awards (OU's Rocky Calmus in 2001 and Teddy Lehman in 2003, and CU's Isaiah Simmons in 2019), two Nagurski Awards (OU's Roy Williams in 2001 and Derrick Strait in 2003), two Thorpe Awards (Williams in 2001 and Strait in 2003) and one Bednarik Award (Lehman in 2003). And in 2018, Clemson defensive tackle Christian Wilkins became the school's first winner of William V. Campbell Trophy, also known as the "Academic Heisman."

Venables has received national accolades for his coaching and recruiting. He received the Frank Broyles Award in 2016 as the nation's top assistant coach after being named a finalist in 2015. He was named FootballScoop's Defensive Coordinator of the Year in 2014 and Rivals.com's Recruiter of the Year in 2015.

Venables' defensive units have been remarkably consistent over the last decade. Each of the last eight Clemson defenses have ranked in the top 15 nationally in yards allowed and seven of the last eight have ranked in the top 20 in points allowed. Over the last eight years, his units have ranked first (in 2014), 10th, eighth, fourth, fifth, sixth, 15th and ninth (this season) in total defense. Additionally, his units ranked first or second in the ACC in total defense each of the last eight years (ranked first in six of those seasons).

Under Venables' tutelage this year, Clemson ranks second nationally in scoring defense (15.0 ppg) and red zone defense (62.1 conversion percentage), fourth in sacks (3.4 per game), eighth in rushing defense (98.8 ypg) and ninth in total defense (308.4 ypg).

THE VENABLES FILE

Hometown Salina, Kan.
 High School Salina South, 1989
 College Kansas State, 1992
 Family Wife, Julie
 Sons, Jake and Tyler
 Daughters, Laney and Addie

AS AN ASSISTANT COACH

Years 26
 Combined Record 290-57
 Conference Championships 13
 National Championships 3
 National Championship Game Appearances 8

Venables' 2020 Clemson defense tied for the national lead with 46 sacks, despite no player producing more than 4.5 sacks individually. His 2019 unit allowed fewer than 300 yards of total offense in each of its first 12 games of the season, the first defense nationally since at least 1996 to accomplish that feat. Clemson held 16 straight opponents to 20 or fewer points across the 2018-19 seasons, the best streak at the school since the 1937-40 seasons.

Clemson's 2018 squad led the nation in scoring defense (13.1 ppg) for the first time in school history and set a program record by recording 54 sacks.

Venables' Clemson defenses have ranked among the top 10 nationally in sacks each year since 2014 and ranked in the top 10 in tackles for loss from 2013-20. The units led the nation in TFLs every year from 2013-16. The Tigers also ranked among the top 50 nationally in takeaways in each of his 10 seasons.

From 1999-2011, Venables helped Oklahoma to the 2000 national championship, three other national championship game appearances (2003, '04 and '08) and seven Big 12 titles. He was a finalist for the Broyles Award in 2006 when OU led the Big 12 in total defense and scoring defense.

Oklahoma linebackers under Venables' direction earned three Big 12 Defensive Player of the Year awards, five Big 12 Defensive Newcomer of the Year accolades and six first-team All-America honors. Ten of his OU linebackers - and 31 Sooner defensive players overall - were taken in the 2000-12 NFL Drafts.

While Venables was at Oklahoma, the Sooners ranked among the top 16 nationally in total defense eight times (including each year from 2000-06) and among the top 20 in scoring defense eight times. OU led the Big 12 in scoring defense on four occasions (2000, '04, '06, '11) and topped the league in total defense three times (2003, '04, '06).

Prior to joining Stoops' first staff at Oklahoma, Venables coached linebackers at Kansas State (1996-98), holding the title of defensive running game coordinator in 1998, and served as a graduate assistant at K-State under Bill Snyder from 1993-95.

As a player at Kansas State (1991-92), Venables earned honorable mention All-Big Eight honors in 1992 after registering 124 tackles. He began his collegiate career at Garden City (Kan.) Community College (1989-90), where he earned All-America honors after recording 276 tackles.

A native of Salina, Kan., Venables received his bachelor's degree in political science from Kansas State in 1992. He and his wife Julie have four children: sons Jake and Tyler and daughters Laney and Addie.

COACHING HISTORY

2021: Oklahoma
 Head Coach
2018-21: Clemson
 Associate Head Coach, Defensive Coordinator, Linebackers
2012-17: Clemson
 Defensive Coordinator, Linebackers
2004-11: Oklahoma
 Associate Head Coach, Defensive Coordinator, Linebackers
1999-03: Oklahoma
 Co-Defensive Coordinator, Linebackers
1998: Kansas State
 Linebackers/Defensive Run Game Coord.
1996-97: Kansas State
 Linebackers
1993-95: Kansas State
 Graduate Assistant

BOWLS COACHED (32)

Year	Bowl	School
2020	Sugar (CFP)	Clemson
2019	CFP NCG	Clemson
2019	Fiesta	Clemson
2018	CFP NCG	Clemson
2018	Cotton	Clemson
2017	Sugar (CFP)	Clemson
2016	CFP NCG	Clemson
2016	Fiesta	Clemson
2015	CFP NCG	Clemson
2015	Orange	Clemson
2014	Russell Athletic	Clemson
2013	Orange	Clemson
2012	Chick-fil-A	Clemson
2011	Insight	Oklahoma
2010	Fiesta	Oklahoma
2009	Sun	Oklahoma
2008	BCS NCG	Oklahoma
2007	Fiesta	Oklahoma
2006	Fiesta	Oklahoma
2005	Holiday	Oklahoma
2004	Orange (BCS NCG)	Oklahoma
2003	Sugar (BCS NCG)	Oklahoma
2002	Rose	Oklahoma
2001	Cotton	Oklahoma
2000	Orange (BCS NCG)	Oklahoma
1999	Independence	Oklahoma
1998	Alamo	Kansas State
1997	Fiesta	Kansas State
1996	Cotton	Kansas State
1995	Holiday	Kansas State
1994	Aloha	Kansas State
1993	Copper	Kansas State

No.	Player	Pos.	Ht.	Wt.	Yr.	Hometown (Previous School)
0	Eric Gray	RB	5-9	206	Jr.	Memphis, Tenn. (University of Tennessee)
0	Woodi Washington*	CB	5-11	191	R-So.	Murfreesboro, Tenn. (Oakland HS)
1	Joshua Eaton*	CB	6-2	186	So.	Houston, Texas (Aldine MacArthur HS)
1	Tanner Schafer*	QB	6-3	200	R-Sr.^	Canadian, Texas (Canadian HS)
2	David Ugwoegbu**	LB	6-4	248	Jr.	Katy, Texas (Seven Lakes HS)
4	Jaden Davis**	CB	5-10	185	Jr.	Fort Lauderdale, Fla. (St. Thomas Aquinas HS)
4	Mario Williams	WR	5-9	186	Fr.	Tampa, Fla. (Plant City HS)
5	Michah Bowns	QB	5-11	192	R-Fr.	Las Vegas, Nev. (Penn State University)
5	Billy Bowman	DB	5-10	188	Fr.	Denton, Texas (Ryan HS)
6	Cody Jackson	WR	5-11	180	Fr.	Richmond, Texas (Foster HS)
7	Latrell McCutchin	CB	6-1	185	Fr.	Austin, Texas (LBJ Early College HS)
8	Michael Woods II	WR	6-1	198	Sr.	Magnolia, Texas (University of Arkansas)
9	D.J. Graham*	CB	6-0	193	So.	Fort Worth, Texas (Keller Central HS)
9	Brayden Willis***	TE/H	6-4	235	Fr.	Arlington, Texas (James Martin HS)
10	Pat Fields***	S	6-0	204	Sr.	Tulsa, Okla. (Union HS)
10	Theo Wease**	WR	6-2	200	Jr.	Allen, Texas (Allen HS)
12	Key Lawrence	DB	6-1	208	So.	Nashville, Tenn. (University of Tennessee)
12	Drake Stoops**	WR	5-10	190	R-Jr.	Norman, Okla. (Norman North HS)
13	Shane Whitter*	LB	6-1	225	So.	Burlington, N.C. (Walter M. Williams HS)
13	Caleb Williams	QB	6-1	218	Fr.	Washington, D.C. (Gonzaga College HS)
14	Jalil Farooq	WR	6-1	203	Fr.	Lanham, Md. (Dr. Henry A. Wise Jr. HS)
14	Reggie Grimes*	DE	6-4	258	So.	Antioch, Tenn. (Ravenwood HS)
15	Ben Harris	QB	6-1	204	Fr.	Midwest City, Okla. (Carl Albert HS)
15	Bryson Washington	S	6-2	190	R-Fr.	Los Angeles, Calif. (C.E. King HS [TX])
16	Brian Darby*	WR	6-0	200	So.	College Station, Texas (A&M Consolidated HS)
17	Diamond Harmon	DB	6-0	169	Fr.	Richmond, Va. (Highland Springs HS)
17	Marvin Mims*	WR	5-11	177	So.	Frisco, Texas (Lone Star HS)
19	Caleb Kelly***	OLB	6-3	232	R-Sr.^	Fresno, Calif. (Clovis West HS)
19	Ralph Rucker	QB	6-0	206	Fr.	Lucas, Texas (Lovejoy HS)
20	Clayton Smith	OLB	6-4	232	Fr.	Queen City, Texas (Texas HS)
21	Kendall Dennis	DB	5-10	186	R-Fr.	Lakeland, Fla. (Lakeland HS)
22	Jeremiah Criddell*	DB	5-11	198	R-So.	Santa Ana, Calif. (Mater Dei HS)
23	Todd Hudson	RB	5-7	180	R-So.	League City, Texas (Clear Springs HS)
23	DaShaun White***	LB	6-0	225	Sr.	North Richland Hills, Texas (Richland HS)
24	Marcus Major*	RB	5-11	222	R-So.	Oklahoma City, Okla. (Millwood HS)
25	Justin Broiles***	DB	5-10	192	R-Sr.	Oklahoma City, Okla. (John Marshall HS)
25	Jaden Knowles	RB	5-7	195	R-Jr.	Kennedale, Texas (Southwestern Okla. State Univ.)
26	Kennedy Brooks*	RB	5-11	215	R-Jr.	Mansfield, Texas (Mansfield HS)
26	Caleb Murphy	DB	6-0	207	R-Jr.	Colleyville, Texas (Colleyville Heritage HS)
27	Jeremiah Hall***	TE/H	6-2	248	R-Sr.	Charlotte, N.C. (Zebulon B. Vance HS)
28	Danny Stutsman	LB	6-3	229	Fr.	Windermere, Fla. (Foundation Academy)
29	Jordan Mukes	DB	6-1	205	Fr.	Midwest City, Okla. (Choctaw HS)
30	Tyson Al-Jbour	RB	6-0	196	R-Fr.	Ardmore, Okla. (Plainview HS)
30	Brynden Walker*	OLB	6-2	243	So.	Oklahoma City, Okla. (Bishop McGuinness HS)
31	Jalen Redmond*	DL	6-2	279	R-So.	Midwest City, Okla. (Midwest City HS)
31	Jackson Sumlin	TE/H	6-1	213	R-Fr.	Tucson, Ariz. (Salpointe Catholic HS)
32	Delarrin Turner-Yell***	S	5-11	200	Sr.	Hempstead, Texas (Hempstead HS)
33	Marcus Stripling**	DE/OLB	6-3	242	Jr.	Houston, Texas (Mayde Creek HS)
34	Dorian Plumley	DB	6-0	182	Fr.	El Reno, Okla. (El Reno HS)
34	Zach Schmit	K/P	5-10	183	R-Fr.	Oklahoma City, Okla. (Bishop McGuinness HS)
35	Nathan Rawlins-Kibonge	DE/OLB	6-5	260	Fr.	Portland, Ore. (Jefferson HS)
36	Josh Plaster	K/P	6-0	184	R-So.	Flower Mound, Texas (Arizona State Univ.)
36	Ty Taylor	CB	5-11	176	R-Jr.	La Marque, Texas (Ablene Christian University)
37	Michael Turk	P	6-0	230	R-Sr.	Dallas, Texas (Arizona State University)
38	Bryan Mead****	LB	6-2	223	R-Sr.^	Owasso, Okla. (Rejoice Christian HS)
39	Doug Collins	DB	6-0	203	R-Jr.	Norman, Okla. (Emporia State)
40	Ethan Downs	DE	6-4	257	Fr.	Weatherford, Okla. (Weatherford HS)
41	Jake McCoy*	LB	6-3	223	R-So.	Edmond, Okla. (Edmond North HS)
42	Noah Arinze	DL	6-5	256	R-Fr.	Kirkwood, Mo. (Webster Groves HS)
43	Ryan Peoples*	CB	5-11	190	R-Jr.	Norman, Okla. (Oklahoma City CC)
44	Kelvin Gilliam	DL	6-2	254	Fr.	Richmond, Va. (Highland Springs HS)
45	Joseph Weté*	LB	6-4	230	R-So.	Washington, D.C. (Gonzaga HS)
46	Reeves Mundschaus**	P	6-0	184	R-Sr.	New Braunfels, Texas (Canyon HS)
47	Gabe Brkic**	K/P	6-3	201	R-Jr.	Chardon, Ohio (Notre Dame-Cathedral Latin HS)
48	Eric Windham	CB	5-10	195	R-So.	Southlake, Texas (Carroll Senior HS)
49	Pierce Hudgens	DB	6-1	207	R-Fr.	Flower Mound, Texas (Flower Mound HS)
50	Jake Mann	LS	5-9	220	Fr.	Chapel Hill, N.C. (Northwood HS)
51	Kasey Kelleher***	LS	5-10	235	R-Sr.	Peninsula, Ohio (Woodridge HS)
52	Tyrese Robinson***	OL	6-3	324	R-Sr.	McKinney, Texas (Boyd HS)
53	Caden Hendren	LB	6-0	186	Fr.	Piedmont, Okla. (Piedmont HS)
54	Marquis Hayes**	OL	6-5	324	R-Sr.	St. Louis, Mo. (Pattonville HS)
55	Aaryn Parks	OL	6-5	301	R-Fr.	Seat Pleasant, Md. (National Christian Academy)
56	Chris Murray*	OL	6-1	301	Sr.	Palmdale, Calif. (UCLA)

No.	Player	Pos.	Ht.	Wt.	Yr.	Hometown (Previous School)
57	Maureese Wren	OLB	6-3	227	R-Jr.	Mesquite, Texas (Texas State University)
58	Ethan Lane	LS	6-0	230	R-Fr.	Dallas, Texas (Jesuit College Prep. School of Dallas)
59	Savion Byrd	OL	6-5	315	Fr.	Cedar Hill, Texas (Duncanville HS)
61	Ian McIver**	OL	6-4	309	R-Sr.	Keller, Texas (Central HS)
64	Wanya Morris	OL	6-5	312	Jr.	Grayson, Ga. (University of Tennessee)
65	Finley Felix*	OL	6-5	294	R-Sr.	Fort Myers, Fla. (Coffeyville [Kan.] CC)
66	Robert Congel	OL	6-4	326	R-Sr.	Greenwood Village, Colo. (Univ. of Arizona)
69	Nate Anderson	OL	6-5	293	R-Fr.	Frisco, Texas (Rick Reedy HS)
70	Brey Walker**	OL	6-6	356	R-Jr.	Moore, Okla. (Westmoore HS)
71	Anton Harrison*	OL	6-5	309	So.	Washington, D.C. (Archbishop Carroll HS)
73	Andrew Raym*	OL	6-4	315	So.	Broken Arrow, Okla. (Broken Arrow HS)
74	Marcus Alexander	OL	6-3	340	R-So.	Sunnyvale, Texas (Sunnyvale HS)
75	Cullen Montgomery	OL	6-4	362	Fr.	Pearland, Texas (Episcopal HS)
77	Erik Swenson**	OL	6-6	328	R-Sr.^	Downers Grove, Ill. (Downers Grove South HS)
78	Marcus Hicks	OL	6-5	285	R-So.	Wichita, Kan. (Northwest HS)
79	Darrell Simpson	OL	6-7	358	R-Jr.	Justin, Texas (Northwest HS)
81	Trevon West	WR	6-0	170	So.	Arlington, Texas (Lamar HS)
82	Adrian Scott	WR	6-0	170	Fr.	Oklahoma City, Okla. (Putnam City HS)
83	Major Melson	WR	5-9	176	R-Fr.	Mansfield, Texas (Legacy HS)
84	Carsten Groos	TE/H	6-4	227	R-Fr.	Austin, Texas (Anderson HS)
85	Devin Staton*	WR	6-1	202	R-Jr.	Katy, Texas (Cinco Ranch HS)
86	Colt Atkinson*	WR	6-0	171	R-Sr.	Denton, Texas (Trinity Valley CC)
87	Spencer Jones**	QB	6-1	202	R-Sr.^	Nashville, Tenn. (Liberty University)
88	Jordan Kelley*	DL	6-3	284	R-Jr.	Tulsa, Okla. (Union HS)
88	Nasir Kemper	WR	6-0	187	Fr.	Lawton, Okla. (MacArthur HS)
89	Damon Smith	WR	6-1	192	R-So.	Keller, Texas (Keller HS)
90	Josh Ellison*	DL	6-2	283	Jr.	College Station, Texas (Blinn College)
91	Dominique Jones	DL	6-1	292	R-Sr.^	Oklahoma City, Okla. (Okla. State University)
92	Kori Roberson*	DL	6-3	287	R-So.	Houston, Texas (Manvel HS)
93	Reed Lindsey	DL	6-4	270	R-So.	Clinton, Okla. (Clinton HS)
94	Isaiah Coe	DL	6-0	292	Jr.	Homewood, Ill. (Iowa Western CC)
96	LaRon Stokes**	DL	6-4	275	Sr.^	Tulsa, Okla. (Northeastern Oklahoma A&M)
98	Hayden Bray	DL	6-4	275	Fr.	Austin, Texas (Westlake HS)

PRONUNCIATION GUIDE

Noah Arinze	uh-RIN-zay	Wanya Morris	WAHN-yay
Gabe Brkic	BUR-kitch	Jordan Mukes	MYUKES
Savion Byrd	SAY-vee-ahn	Reeves Mundschaus	MUND-chaw
Robert Congel	CON-jull	Nathan Rawlins-Kibonge	kee-BONG-gay
Jeremiah Criddell	crih-DELL	Andrew Raym	RAIM
Jalil Farooq	juh-LIL fuh-RUKE	Kori Roberson	RO-ber-son
Finley Felix	FEE-lix	Devin Staton	STAYT-in
Carsten Groos	same as the word "gross"	Danny Stutsman	STUHTS-min
Diamond Harmon	DAY-mond	Delarrin Turner-Yell	duh-LAIR-ee-in
Anton Harrison	AN-tahn	David Ugwoegbu	uh-GWAY-boo
Marquis Hayes	mar-KEESE	Brynden Walker	BRIN-din
Kasey Kelleher	KELL-uh-her	Theo Wease	WEESE
Nasir Kemper	nuh-SEER	Trevon West	TRAY-von
Latrell McCutchin	luh-TRELL	Joseph Weté	WEH-tay
Ian McIver	EE-un		

* Indicates number of letters earned at Oklahoma

^ Indicates "super senior" (was also a senior in 2020)

Last updated Dec. 13, 2021

Weights as of July 7, 2021

No.	Player	Pos.	Ht.	Wt.	Yr.	Hometown (Previous School)
74	Marcus Alexander	OL	6-3	340	R-So.	Sunnyvale, Texas (Sunnyvale HS)
30	Tyson Al-Jbour	RB	6-0	196	R-Fr.	Ardmore, Okla. (Plainview HS)
69	Nate Anderson	OL	6-5	293	R-Fr.	Frisco, Texas (Rick Reedy HS)
42	Noah Arinze	DL	6-5	256	R-Fr.	Kirkwood, Mo. (Webster Groves HS)
86	Colt Atkinson*	WR	6-0	171	R-Sr.	Denton, Texas (Trinity Valley CC)
5	Micah Bowns	QB	5-11	192	R-Fr.	Las Vegas, Nev. (Penn State University)
5	Billy Bowman	DB	5-10	188	Fr.	Denton, Texas (Ryan HS)
98	Hayden Bray	DL	6-4	275	Fr.	Austin, Texas (Westlake HS)
47	Gabe Brkic**	K/P	6-3	201	R-Jr.	Chardon, Ohio (Notre Dame-Cathedral Latin HS)
25	Justin Broiles***	DB	5-10	192	R-Sr.	Oklahoma City, Okla. (John Marshall HS)
26	Kennedy Brooks*	RB	5-11	215	R-Jr.	Mansfield, Texas (Mansfield HS)
59	Savion Byrd	OL	6-5	315	Fr.	Cedar Hill, Texas (Duncanville HS)
94	Isaiah Coe	DL	6-0	292	Jr.	Homewood, Ill. (Iowa Western CC)
39	Doug Collins	DB	6-0	203	R-Jr.	Norman, Okla. (Emporia State)
66	Robert Congel	OL	6-4	326	R-Sr.	Greenwood Village, Colo. (Univ. of Arizona)
22	Jeremiah Criddell*	DB	5-11	198	R-So.	Santa Ana, Calif. (Mater Dei HS)
16	Brian Darby*	WR	6-0	200	So.	College Station, Texas (A&M Consolidated HS)
4	Jaden Davis**	CB	5-10	185	Jr.	Fort Lauderdale, Fla. (St. Thomas Aquinas HS)
21	Kendall Dennis	DB	5-10	186	R-Fr.	Lakeland, Fla. (Lakeland HS)
40	Ethan Downs	DE	6-4	257	Fr.	Weatherford, Okla. (Weatherford HS)
1	Joshua Eaton*	CB	6-1	186	So.	Houston, Texas (Aldine MacArthur HS)
90	Josh Ellison*	DL	6-2	283	Jr.	College Station, Texas (Blinn College)
14	Jalil Farooq	WR	6-1	203	Fr.	Lanham, Md. (Dr. Henry A. Wise Jr. HS)
65	Finley Felix*	OL	6-5	294	R-Sr.	Fort Myers, Fla. (Coffeyville [Kan.] CC)
10	Pat Fields***	S	6-0	204	Sr.	Tulsa, Okla. (Union HS)
44	Kelvin Gilliam	DL	6-2	254	Fr.	Richmond, Va. (Highland Springs HS)
9	D.J. Graham*	CB	6-0	193	So.	Fort Worth, Texas (Keller Central HS)
0	Eric Gray	RB	5-9	206	Jr.	Memphis, Tenn. (University of Tennessee)
14	Reggie Grimes*	DE	6-4	258	So.	Antioch, Tenn. (Ravenwood HS)
84	Carsten Groos	TE/H	6-4	227	R-Fr.	Austin, Texas (Anderson HS)
27	Jeremiah Hall***	TE/H	6-2	248	R-Sr.	Charlotte, N.C. (Zebulon B. Vance HS)
17	Diamond Harmon	DB	6-0	169	Fr.	Richmond, Va. (Highland Springs HS)
15	Ben Harris	QB	6-1	204	Fr.	Midwest City, Okla. (Carl Albert HS)
71	Anton Harrison*	OL	6-5	309	So.	Washington, D.C. (Archbishop Carroll HS)
54	Marquis Hayes**	OL	6-5	324	R-Sr.	St. Louis, Mo. (Pattonville HS)
53	Caden Hendren	LB	6-0	186	Fr.	Piedmont, Okla. (Piedmont HS)
78	Marcus Hicks	OL	6-5	285	R-So.	Wichita, Kan. (Northwest HS)
49	Pierce Hudgens	DB	6-1	207	R-Fr.	Flower Mound, Texas (Flower Mound HS)
23	Todd Hudson	RB	5-7	180	R-So.	League City, Texas (Clear Springs HS)
6	Cody Jackson	WR	5-11	180	Fr.	Richmond, Texas (Foster HS)
91	Dominique Jones	DL	6-1	292	R-Sr.^	Oklahoma City, Okla. (Okla. State University)
87	Spencer Jones**	QB	6-1	202	R-Sr.^	Nashville, Tenn. (Liberty University)
51	Kasey Kelleher***	LS	5-10	235	R-Sr.	Peninsula, Ohio (Woodridge HS)
88	Jordan Kelley*	DL	6-3	284	R-Jr.	Tulsa, Okla. (Union HS)
19	Caleb Kelly**	OLB	6-3	232	R-Sr.^	Fresno, Calif. (Clovis West HS)
88	Nasir Kemper	WR	6-0	187	Fr.	Lawton, Okla. (MacArthur HS)
25	Jaden Knowles	RB	5-7	195	R-Jr.	Kennedale, Texas (Southwestern Okla. State Univ.)
58	Ethan Lane	LS	6-0	230	R-Fr.	Dallas, Texas (Jesuit College Prep. School of Dallas)
12	Key Lawrence	DB	6-1	208	So.	Nashville, Tenn. (University of Tennessee)
93	Reed Lindsey	DL	6-4	270	R-So.	Clinton, Okla. (Clinton HS)
24	Marcus Major*	RB	5-11	222	R-So.	Oklahoma City, Okla. (Millwood HS)
50	Jake Mann	LS	5-9	220	Fr.	Chapel Hill, N.C. (Northwood HS)
41	Jake McCoy*	LB	6-3	223	R-So.	Edmond, Okla. (Edmond North HS)
7	Latrell McCutchin	CB	6-1	185	Fr.	Austin, Texas (LBJ Early College HS)
61	Ian McIver**	OL	6-4	309	R-Sr.	Keller, Texas (Central HS)
38	Bryan Mead****	LB	6-2	223	R-Sr.^	Owasso, Okla. (Rejoice Christian HS)
83	Major Melson	WR	5-9	176	R-Fr.	Mansfield, Texas (Legacy HS)
17	Marvin Mims*	WR	5-11	177	So.	Frisco, Texas (Lone Star HS)
75	Cullen Montgomery	OL	6-4	362	Fr.	Pearland, Texas (Episcopal HS)
64	Wanya Morris	OL	6-5	312	Jr.	Grayson, Ga. (University of Tennessee)
29	Jordan Mukes	DB	6-1	205	Fr.	Midwest City, Okla. (Choctaw HS)
46	Reeves Mundschau**	P	6-0	184	R-Sr.	New Braunfels, Texas (Canyon HS)
26	Caleb Murphy	DB	6-0	207	R-Jr.	Colleyville, Texas (Colleyville Heritage HS)
56	Chris Murray*	OL	6-1	301	Sr.	Palmdale, Calif. (UCLA)
55	Aaryn Parks	OL	6-5	301	R-Fr.	Seat Pleasant, Md. (National Christian Academy)
43	Ryan Peoples*	CB	5-11	190	R-Jr.	Norman, Okla. (Oklahoma City CC)
36	Josh Plaster	K/P	6-0	184	R-So.	Flower Mound, Texas (Arizona State Univ.)
34	Dorian Plumley	DB	6-0	182	Fr.	El Reno, Okla. (El Reno HS)
35	Nathan Rawlins-Kibonge	DE/OLB	6-5	260	Fr.	Portland, Ore. (Jefferson HS)
73	Andrew Raym*	OL	6-4	315	So.	Broken Arrow, Okla. (Broken Arrow HS)
31	Jalen Redmond*	DL	6-2	279	R-So.	Midwest City, Okla. (Midwest City HS)
92	Kori Roberson*	DL	6-3	287	R-So.	Houston, Texas (Manvel HS)
52	Tyrese Robinson***	OL	6-3	324	R-Sr.	McKinney, Texas (Boyd HS)

No.	Player	Pos.	Ht.	Wt.	Yr.	Hometown (Previous School)
19	Ralph Rucker	QB	6-0	206	Fr.	Lucas, Texas (Lovejoy HS)
1	Tanner Schafer*	QB	6-3	200	R-Sr.^	Canadian, Texas (Canadian HS)
34	Zach Schmit	K/P	5-10	183	R-Fr.	Oklahoma City, Okla. (Bishop McGuinness HS)
82	Adrian Scott	WR	6-0	170	Fr.	Oklahoma City, Okla. (Putnam City HS)
79	Darrell Simpson	OL	6-7	358	R-Jr.	Justin, Texas (Northwest HS)
20	Clayton Smith	OLB	6-4	232	Fr.	Queen City, Texas (Texas HS)
89	Damon Smith	WR	6-1	192	R-So.	Keller, Texas (Keller HS)
85	Devin Staton*	WR	6-1	202	R-Jr.	Katy, Texas (Cinco Ranch HS)
96	LaRon Stokes**	DL	6-4	275	Sr.^	Tulsa, Okla. (Northeastern Oklahoma A&M)
12	Drake Stoops**	WR	5-10	190	R-Jr.	Norman, Okla. (Norman North HS)
33	Marcus Stripling**	DE/OLB	6-3	242	Jr.	Houston, Texas (Mayde Creek HS)
28	Danny Stutsman	LB	6-3	229	Fr.	Windermere, Fla. (Foundation Academy)
31	Jackson Sumlin	TE/H	6-1	213	R-Fr.	Tucson, Ariz. (Salpointe Catholic HS)
77	Erik Swenson**	OL	6-6	328	R-Sr.^	Downers Grove, Ill. (Downers Grove South HS)
36	Ty Taylor	CB	5-11	176	R-Jr.	La Marque, Texas (Abilene Christian University)
32	Delarrin Turner-Yell***	S	5-11	200	Sr.	Hempstead, Texas (Hempstead HS)
37	Michael Turk	P	6-0	230	R-Sr.	Dallas, Texas (Arizona State University)
2	David Ugwoegbu**	LB	6-4	248	Jr.	Katy, Texas (Seven Lakes HS)
70	Brey Walker**	OL	6-6	356	R-Jr.	Moore, Okla. (Westmoore HS)
30	Brynden Walker*	OLB	6-2	243	So.	Oklahoma City, Okla. (Bishop McGuinness HS)
15	Bryson Washington	S	6-2	190	R-Fr.	Los Angeles, Calif. (C.E. King HS [TX])
0	Woodi Washington*	CB	5-11	191	R-So.	Murfreesboro, Tenn. (Oakland HS)
10	Theo Wease**	WR	6-2	200	Jr.	Allen, Texas (Allen HS)
81	Trevon West	WR	6-0	170	So.	Arlington, Texas (Lamar HS)
45	Joseph Weté*	LB	6-4	230	R-So.	Washington, D.C. (Gonzaga HS)
23	DaShaun White***	LB	6-0	225	Sr.	North Richland Hills, Texas (Richland HS)
13	Shane Whitter*	LB	6-1	225	So.	Burlington, N.C. (Walter M. Williams HS)
13	Caleb Williams	QB	6-1	218	Fr.	Washington, D.C. (Gonzaga College HS)
4	Mario Williams	WR	5-9	186	Fr.	Tampa, Fla. (Plant City HS)
9	Brayden Willis***	TE/H	6-4	235	Sr.	Arlington, Texas (James Martin HS)
48	Eric Windham	CB	5-10	195	R-So.	Southlake, Texas (Carroll Senior HS)
8	Michael Woods II	WR	6-1	198	Sr.	Magnolia, Texas (University of Arkansas)
57	Maureese Wren	OLB	6-3	227	R-Jr.	Mesquite, Texas (Texas State University)

PRONUNCIATION GUIDE

Noah Arinze	uh-RIN-zay	Wanya Morris	WAHN-yay
Gabe Brkic	BUR-kitch	Jordan Mukes	MYUKES
Savion Byrd	SAY-vee-ahn	Reeves Mundschau	MUND-chaw
Robert Congel	CON-jull	Nathan Rawlins-Kibonge	kee-BONG-gay
Jeremiah Criddell	crih-DELL	Andrew Raym	RAIM
Jalil Farooq	juh-LIL fuh-RUKE	Kori Roberson	RO-ber-son
Finley Felix	FEE-lix	Devin Staton	STAYT-in
Carsten Groos	same as the word "gross"	Danny Stutsman	STUHTS-min
Diamond Harmon	DAY-mond	Delarrin Turner-Yell	duh-LAIR-ee-in
Anton Harrison	AN-tahn	David Ugwoegbu	uh-GWAY-boo
Marquis Hayes	mar-KEESE	Brynden Walker	BRIN-din
Kasey Kelleher	KELL-uh-her	Theo Wease	WEESE
Nasir Kemper	nuh-SEER	Trevon West	TRAY-von
Latrell McCutchin	luh-TRELL	Joseph Weté	WEH-tay
Ian McIver	EE-un		

* Indicates number of letters earned at Oklahoma
^ Indicates "super senior" (was also a senior in 2020)
Last updated Dec. 13, 2021
Weights as of July 7, 2021

DEPTH CHART

(As of Dec. 13)

OFFENSE

QB	13	Caleb Williams (6-1, 218, Fr.)
	19	Ralph Rucker (6-0, 206, Fr.)
RB	26	Kennedy Brooks (5-11, 215, R-Jr.)
	0	Eric Gray (5-9, 206, Jr.)
	24	Marcus Major (5-11, 222, R-So.)
	25	Jaden Knowles (5-7, 195, R-Jr.)
H-BACK	27	Jeremiah Hall (6-2, 248, R-Sr.) OR
	9	Brayden Willis (6-4, 235, Sr.)
X	81	Trevon West (6-0, 170, So.)
	10	Theo Wease (6-2, 200, Jr.)
LT	71	Anton Harrison (6-5, 309, So.)
	77	Erik Swenson (6-6, 328, R-Sr.^)
	59	Savion Byrd (6-5, 315, Fr.)
LG	54	Marquis Hayes (6-5, 324, R-Sr.)
	77	Erik Swenson (6-6, 328, R-Sr.^)
	70	Brey Walker (6-6, 356, R-Jr.)
C	73	Andrew Raym (6-4, 315, So.) OR
	66	Robert Congel (6-4, 326, R-Sr.)
	61	Ian McIver (6-4, 309, R-Sr.)
RG	56	Chris Murray (6-1, 301, Sr.)
	70	Brey Walker (6-6, 356, R-Jr.)
	61	Ian McIver (6-4, 309, R-Sr.)
RT	52	Tyrese Robinson (6-3, 324, R-Sr.)
	64	Wanya Morris (6-5, 312, Jr.)
	59	Savion Byrd (6-5, 315, Fr.)
Y	17	Marvin Mims (5-11, 177, So.)
	12	Drake Stoops (5-10, 190, R-Jr.)
	16	Brian Darby (6-0, 200, So.)
Z	8	Michael Woods II (6-1, 198, Sr.)
	4	Mario Williams (5-9, 186, Fr.)
	14	Jalil Farooq (6-1, 203, Fr.)

DEFENSE

DE	14	Reggie Grimes (6-4, 258, So.)
	40	Ethan Downs (6-4, 257, Fr.)
NG	94	Isaiah Coe (6-0, 292, Jr.)
	92	Kori Roberson (6-3, 287, R-So.)
	88	Jordan Kelley (6-3, 284, R-Jr.)
DT	31	Jalen Redmond (6-2, 279, R-So.)
	90	Josh Ellison (6-2, 283, Jr.)
	96	LaRon Stokes (6-4, 275, Sr.^)
MIKE	2	David Ugwoegbu (6-4, 248, Jr.)
	28	Danny Stutsman (6-3, 229, Fr.)
	38	Bryan Mead (6-2, 223, R-Sr.^)
WILL	23	DaShaun White (6-0, 225, Sr.)
	13	Shane Whitter (6-1, 225, So.)
RUSH	33	Marcus Stripling (6-3, 242, Jr.)
	30	Brynden Walker (6-2, 243, So.)
	20	Clayton Smith (6-4, 232, Fr.)
CB	9	D.J. Graham (6-0, 193, So.) OR
	12	Key Lawrence (6-1, 208, So.)
	7	Latrell McCutchin (6-1, 185, Fr.)
SS	32	Delarrin Turner-Yell (5-11, 200, Sr.)
	12	Key Lawrence (6-1, 208, So.)
	29	Jordan Mukes (6-1, 205, Fr.)
FS	10	Pat Fields (6-0, 204, Sr.)
	25	Justin Broiles (5-10, 192, R-Sr.)
	15	Bryson Washington (6-2, 190, R-Fr.)
CB	0	Woodi Washington (5-11, 191, R-So.)
	4	Jaden Davis (5-10, 185, Jr.)
	1	Joshua Eaton (6-2, 186, So.)
NB	25	Justin Broiles (5-10, 192, R-Sr.) OR
	5	Billy Bowman (5-10, 188, Fr.)

SPECIALISTS

K	47	Gabe Brkic (6-3, 201, R-Jr.)	PR	17	Marvin Mims (5-11, 177, So.)
	34	Zach Schmit (5-10, 183, R-Fr.)		0	Eric Gray (5-9, 206, Jr.)
P	37	Michael Turk (6-0, 230, R-Sr.)	LS	51	Kasey Kelleher (5-10, 235, R-Sr.)
	46	Reeves Mundschau (6-0, 184, R-Sr.)		50	Jake Mann (5-9, 220, Fr.)
KO	47	Gabe Brkic (6-3, 201, R-Jr.)	H	87	Spencer Jones (6-1, 202, R-Sr.^)
	34	Zach Schmit (5-10, 183, R-Fr.)		37	Michael Turk (6-0, 230, R-Sr.)
KR	0	Eric Gray (5-9, 206, Jr.)	^ Indicates "super senior" (was also a senior in 2020)		
	24	Marcus Major (5-11, 222, R-So.)			

2021 PLAYER CAPSULES

#42 DL NOAH ARINZE

Has appeared in one game ... made his collegiate debut vs. Western Carolina (9/11).

#24 LB BRIAN ASAMOAH (OPTED OUT OF ALAMO BOWL)

A Butkus Award semifinalist ... an All-Big 12 Second Team selection by league's coaches and AP ... named to Academic All-Big 12 First Team ... played in 12 games and made 10 starts ... led team with 90 total tackles (55 solo) ... tallied 4.0 tackles for loss, 1.0 sack, one quarterback hurry and two forced fumbles ... registered 12 tackles and 1.0 TFL at Oklahoma State (11/27) ... recorded 10 tackles, 1.0 TFL, a forced fumble and a sack vs. Iowa State (11/20) ... registered career highs of 14 tackles and 2.0 TFLs at Baylor (11/13) and forced a fumble ... made eight tackles at Kansas (10/23) ... recorded seven tackles in games vs. TCU (10/16) and Texas (10/9) ... made nine stops apiece at Kansas State (10/2) and vs. West Virginia (9/25) ... logged six tackles vs. Nebraska (9/18) ... made three tackles vs. Western Carolina (9/11).

#86 WR COLT ATKINSON

An Academic All-Big 12 First Team honoree ... has played in 10 games (primarily on special teams).

#11 OLB NIK BONITTO (OPTED OUT OF ALAMO BOWL)

Named Big 12 Defensive Player of the Year by PFF ... a Bednarik Award semifinalist ... a midseason All-American by Sporting News and by The Athletic (second team) ... an All-Big 12 Second Team selection by league's coaches and AP ... started all 12 games of regular season ... posted 39 tackles, 7.0 sacks and team-high 15.0 tackles for loss ... also registered three fumble recoveries (tied for third most nationally through regular season), one forced fumble, one pass breakup and team-high nine QB hurries ... made four tackles, 2.0 TFLs, one sack and forced one fumble at Oklahoma State (11/27) ... recorded five tackles, one sack and a team-high 2.5 tackles for loss vs. Iowa State (11/20) ... recovered a fumble, made two tackles and 1.5 TFLs at Baylor (11/13) ... Had a team-high 1.5 TFLs to go with five tackles and one sack at Kansas (10/23) ... Had five tackles, team-high 1.5 sacks and 1.5 tackles for loss and five vs. Texas (10/9) ... set a school-record with a 70-yard fumble return had four tackles and 2.0 TFLs at Kansas State (10/2) ... finished with five tackles, team-high 2.0 sacks and career-high-tying 3.0 TFLs vs. Nebraska (9/18).

#5 DB BILLY BOWMAN

Has played in 10 games and started seven ... has totaled 22 tackles (14 solo, 8 assist), 1.5 tackles for loss, two pass breakups and a forced fumble ... had a tackle and a pass breakup at Oklahoma State (11/27) ... made two tackles at Kansas (10/23) ... registered four tackles vs. TCU (10/16) ... notched three tackles vs. Texas (10/9) ... recorded a season-high five tackles to go with 0.5 TFL at Kansas State (10/2) ... made a pair of tackles vs. West Virginia (9/25) and one stop vs. Western Carolina (9/11) ... made his first collegiate start and recorded four tackles, 1.0 TFL, a forced fumble and one pass breakup in season opener vs. Tulane (9/4).

#47 K GABE BRKIC

One of three Lou Groza Award finalists ... an All-Big 12 Second Team selection by league's coaches and AP ... named to Academic All-Big 12 Second Team ... a midseason All-American by Sporting News and by The Athletic (second team) ... a two-time Big 12 Special Teams Player of the Week (9/6, 10/11) ... has a nation-high-tying five makes from over 50 yards on the year (on seven attempts) ... has two of nation's nine field goal makes of at least 56 yards ... made multiple field goals in five of first six games ... is 52 for 52 on PATs ... converted a 53-yard field goal and made all five extra point attempts vs. Texas Tech (10/30) ... tied a school record with 17 points and four field goal makes vs. Texas (10/9) ... converted three FG attempts (including a 47-yarder) at Kansas State (10/2) ... made all three field goal attempts against West Virginia (9/25), including a 30-yard game-winner as time expired (believed to be first walk-off game-winning field goal in school history) ... tied his career long with a 56-yard make vs. Western Carolina (9/11) and added a 46-yard conversion ... tied an FBS single-game record with three field goal makes of at least 50 yards (51, 56 and 55) and added a 26-yard make in season opener vs. Tulane (9/4).

#25 DB JUSTIN BROILES

An Academic All-Big 12 Second Team honoree ... has played in all 12 games and has started eight (including last six) ... has totaled 49 tackles, 2.5 tackles

for loss, two pass breakups, two fumble recoveries and one interception ... recovered a fumble on a muffed punt for a touchdown and had one tackle and a pass breakup vs. Oklahoma State (11/27) ... tied a season high with nine tackles vs. Iowa State (11/20) ... made three tackles and had a TFL at Baylor (11/13) ... had six tackles vs. Texas Tech (10/30) ... recovered a fumble and had four tackles at Kansas (10/23) ... recorded a PBU and four tackles vs. TCU (10/16) ... had three tackles vs. Texas (10/9) ... tied for the team lead with nine tackles (1.5 TFLs) at Kansas State (10/2) ... had a pair of tackles in games vs. West Virginia (9/25) and Western Carolina (9/11) ... recorded five tackles against Nebraska (9/18).

#26 RB KENNEDY BROOKS

An Earl Campbell Tyler Rose Award semifinalist ... named Big 12 Offensive Player of the Week for his efforts in comeback win against Texas ... earned Earl Campbell Award weekly honorable mention acclaim after Texas and TCU games ... has played in all 12 games and has started each of last seven ... has 1,111 rushing yards and 10 rushing touchdowns ... became fourth running back in OU history with three 1,000-yard rushing seasons ... had one 200-yard rushing performance and three other 100-plus-yard games ... has caught six passes for 49 yards ... rushed for 139 yards on 22 carries and caught one pass for 25 yards at Oklahoma State (11/27) ... rushed for 115 yards on 17 carries vs. Iowa State (11/20) ... ran for 55 yards and scored a touchdown at Baylor (11/13) ... carried the ball a season-high 24 times for 79 yards and two touchdowns and caught one pass for 24 yards at Kansas (10/23) ... ran for 153 yards and one touchdown on 20 carries vs. TCU (10/16) ... made his first start of the season and rushed for a career-high 217 yards on 25 carries (8.7 average) in 55-48 win over Texas (10/9) ... rushed for OU's final two touchdowns against Longhorns (18-yarder with 7:10 remaining and 33-yarder with three seconds left) ... his 217 rushing yards vs. Texas represented OU's fourth-best individual total in Red River series ... ran for 91 yards and a touchdown at Kansas State (10/2) ... rushed for 75 yards and a score on 14 carries vs. Nebraska (9/18) ... carried six times for 48 yards and a TD vs. Western Carolina (9/11) ... rushed 14 times for 87 yards and a touchdown in season opener vs. Tulane (9/4).

#59 OL SAVION BYRD

Has made appearances vs. TCU (10/16) and Western Carolina (9/11).

#94 DL ISAIHAH COE

Has played in 11 games ... has totaled nine tackles, 4.5 tackles for loss, one sack and one quarterback hurry ... made a tackle at Oklahoma State (11/27) ... made one tackle and registered 0.5 TFL at Baylor (11/13) ... had 1.0 TFL vs. Texas Tech (10/30) ... made one stop each in games at Kansas (10/23) and Kansas State (10/23) ... had a season-high 2.0 TFLs vs. Nebraska (9/18) ... made two tackles (1.0 sack) vs. Western Carolina (9/11).

#66 OL ROBERT CONGEL

Has played in seven games and has made five starts at center (season's first three games vs. Tulane, Western Carolina and Nebraska, vs. Texas Tech and regular season finale at Oklahoma State).

#22 DB JEREMIAH CRIDDELL

Played in season's first three games but has not played since ... has two tackles and 0.5 TFL on the season ... registered both of his tackles (0.5 TFL) vs. Western Carolina (9/11).

#16 WR BRIAN DARBY

Has played in six games ... has totaled seven catches for 102 yards and two TDs ... caught an 11-yard touchdown pass on his only reception at Oklahoma State (11/27) ... caught two passes for a career-high 49 yards and had a career-long 42-yard TD reception vs. Texas Tech (10/30) ... made one grab for 16 yards vs. Western Carolina (9/11) ... caught three passes for 26 yards in season opener vs. Tulane (9/4).

#4 CB JADEN DAVIS

Has played in all 12 games and has made six starts ... has 24 tackles (20 solo) and two pass breakups ... made two stops at Kansas (10/23) ... had three tackles and a pass breakup vs. TCU (10/20) ... made three tackles vs. Texas (10/9) ... had three tackles and a PBU at Kansas State (10/2) ... made a season-high five tackles vs. West Virginia (9/25) ... made three tackles vs. Nebraska (9/18) ... had a pair of stops vs. Western Carolina (9/11) ... made three tackles in season-opening start vs. Tulane (9/4).

#40 DE ETHAN DOWNS

Has played in all 12 games ... has 10 tackles (six solo), 2.5 tackles for loss, one forced fumble and one QB hurry ... finished with two tackles and 1.0 TFL at Oklahoma State (11/27) ... had two stops vs. Iowa State (11/20) ... registered one tackle and 0.5 TFL vs. Texas Tech (10/30) ... had one tackle apiece in games at Kansas (10/23), vs. TCU (10/16) and vs. West Virginia (9/16) ... made two tackles (1.0 TFL) and a forced fumble vs. Western Carolina (9/11) ... made collegiate debut in season opener vs. Tulane (9/4).

#1 CB JOSHUA EATON

Has appeared in 10 games and has three tackles ... registered one tackle each in games at Kansas (10/27), vs. TCU (10/16) and vs. Western Carolina (9/11).

#90 DL JOSH ELLISON

Has played in all 12 games ... three starts came in succession vs. West Virginia, at Kansas State and vs. Texas in first half of season ... has 15 tackles, 2.0 TFLs and 1.0 sack ... registered one tackle vs. Texas Tech (10/30) ... made one tackle vs. Texas (10/9) ... logged a tackle (0.5 TFL) at Kansas State (10/2) ... made two tackles vs. West Virginia (9/25) ... recorded a season-high five tackles (1.0 TFL and 0.5 sack) vs. Nebraska (9/18) ... made two tackles vs. Western Carolina (9/11) ... had three tackles (0.5 sack) in opener vs. Tulane (9/4).

#14 WR JALIL FAROOQ

Has appeared in seven games (primarily on special teams) ... lone catch came at Kansas (10/27) and went for five yards.

#10 S PAT FIELDS

A CoSIDA Academic All-America First Team honoree ... finalist for William V. Campbell Trophy (nation's absolute best football scholar-athlete), Wuerffel Trophy (FBS player who best exhibits exemplary community service) and Jason Witten Collegiate Man of the Year (outstanding leadership on and off the field) ... an Academic All-Big 12 First Team honoree ... named to CoSIDA Academic All-District Team ... an honorable mention All-Big 12 selection by league's coaches ... has started all 12 games ... ranks second on team with 71 tackles and has 4.5 tackles for loss, two interceptions and one pass breakup ... made four tackles at Oklahoma State (11/27) ... had six stops (1.0 TFL) and game-sealing interception deep in OU territory vs. Iowa State (11/20) ... made five tackles (1.0 TFL) at Baylor (11/13) ... tied for team lead with eight tackles (0.5 TFL) and logged a 21-yard interception return vs. Texas Tech (10/30) ... made seven tackles at Kansas (10/23) ... had a team-high eight stoops (0.5 TFL) vs. TCU (10/16) ... registered eight tackles and a pass breakup at Kansas State (10/2) ... notched a team-high nine tackles vs. West Virginia (9/25) ... recorded nine tackles vs. Nebraska (9/18) ... tallied five tackles (1.5 TFLs) in season opener vs. Tulane (9/4).

#44 DL KELVIN GILLIAM

Has played in three games ... saw action vs. Kansas State (10/2), Western Carolina (9/11) and Tulane (9/4) ... made two tackles vs. Western Carolina.

#9 CB D.J. GRAHAM

Has played in 11 games and has made nine starts ... missed Kansas game (10/23) due to injury ... has registered 32 tackles, two pass breakups, one forced fumble and one interception ... had four tackles and forced a fumble vs. Iowa State (11/20) ... logged two tackles and a pass breakup at Baylor (11/13) ... recorded five stops vs. Texas Tech (10/30) ... had three tackles vs. Texas (10/9) ... notched four tackles vs. West Virginia (9/25) ... earned No. 1 play on SportsCenter with a one-handed leaping interception vs. Nebraska (9/18) ... made three tackles vs. Western Carolina (9/11) ... had a season-high six tackles in opener vs. Tulane (9/4).

#0 RB ERIC GRAY

Has played in all 12 games ... started season's first five contests ... has rushed for 330 yards and two touchdowns ... has 18 receptions for 204 yards and a TD ... rushed four times for 23 yards and a touchdown vs. Iowa State (11/20) ... had one catch for 15 yards and one rush for four yards at Baylor (11/13) ... made two receptions for 15 yards vs. Texas Tech (10/30) ... caught three passes for 42 yards (including a 23-yarder) at Kansas (10/23) ... rushed six times for 11 yards and a touchdown and had a reception for 28 yards vs. TCU (10/16) ... ran for 37 yards on six carries and caught two passes for 19 yards vs. Texas (10/3) ... had 22 yards rushing and 17 yards receiving at Kansas State (10/2) ... ran 12 times for 38 yards and caught three passes for a season-high 52 yards vs. West Virginia (9/25) ... rushed for a season-best 84 yards on 15 carries vs. Nebraska (9/18) ... caught a 20-yard touchdown pass and ran for 74 yards on nine carries vs. Western Carolina (9/11) ... rushed nine times for 27 yards in OU debut vs. Tulane (9/4).

#14 DE REGGIE GRIMES

An Academic All-Big 12 Second Team selection ... has played in all 12 games and has made four starts ... has 15 tackles, 2.0 tackles for loss, 1.5 sacks, two forced fumbles, one pass breakup and four QB hurries ... made two tackles at Oklahoma State (11/27) ... logged two tackles in games vs. Texas Tech (10/30) and at Kansas (10/23) ... had a pair of tackles (0.5 TFL) and a PBU vs. TCU (10/16) ... made one tackle apiece in games vs. Texas (10/9), at Kansas State (10/2) and vs. Nebraska (9/18) ... had one tackle (0.5 sack) vs. Western Carolina (9/11) ... made two tackles (1.0 sack) and forced a fumble in season-opening start vs. Tulane (9/4).

#84 TE/H-BACK CARSTEN GROOS

Lone appearances came vs. Western Carolina (9/11) when he caught a pass for eight yards.

#27 TE/H-BACK JEREMIAH HALL

Named to All-Big 12 First Team by coaches and a second-team choice by AP ... an Allstate AFCA Good Works Team nominee ... an Academic All-Big 12 First Team honoree ... has played in all 12 games and has made two starts ... has 30 receptions for 320 yards (11.3 average) and is tied for second on squad with four touchdown catches ... has rushed five times for 22 yards and a touchdown ... has multiple catches in nine games ... registered four receptions for a career-high 76 yards (including a career-long 50-yarder) at Oklahoma State (11/27) ... caught two passes for 17 yards vs. Iowa State (11/20) ... made two catches for 24 yards at Baylor (11/13) ... caught three passes for 22 yards vs. Texas Tech (10/30) ... made three receptions for 25 yards and a touchdown (8-yarder) at Kansas (10/23) ... caught one pass for a 17-yard TD vs. TCU (10/16) ... made three catches for 69 yards vs. Texas (10/9) ... had three catches for 20 yards and a touchdown (1-yarder) and rushed for a four-yard score at Kansas State (10/2) ... had three catches and a one-yard TD vs. Nebraska (9/18) ... had a six-yard rush and a 16-yard catch vs. Western Carolina (9/11) ... made four catches for 24 yards in opener vs. Tulane (9/4).

#17 DB DAMOND HARMON

Has played in six games (primarily on special teams) and has totaled four tackles ... made one stop vs. Texas Tech (10/30) ... had three tackles in first collegiate game vs. Western Carolina (9/11).

#71 OL ANTON HARRISON

Has started all 12 games at left tackle.

#78 OL MARCUS HICKS

Lone contest was against Western Carolina (9/11).

#23 RB TODD HUDSON

Lone appearance came vs. Western Carolina (9/11) ... rushed the nine times for 25 yards and scored first two career touchdowns (runs of 6 and 2 yards).

#6 WR CODY JACKSON

Has played in two games on the season ... caught two passes for 14 yards vs. Nebraska (9/18) ... made three catches for 31 yards in collegiate debut against Western Carolina (9/11).

#91 DL DOMINIQUE JONES

An Academic All-Big 12 Second Team honoree ... has not played.

#87 QB/HOLDER SPENCER JONES

An Academic All-Big 12 First Team honoree ... has appeared in all 12 games ... has served as holder on all place kicks (OU is 19 for 25 on field goals and 56 for 56 on PAT attempts).

#51 LS KASEY KELLEHER

An Academic All-Big 12 First Team selection ... has played in all 12 games as the long snapper on punts and place kicks ... made one tackle on a punt vs. West Virginia (9/25).

#88 DL JORDAN KELLEY

An Academic All-Big 12 First Team honoree ... has appeared in 10 games ... has five tackles (1.0 tackle for loss) and one forced fumble ... registered one tackle apiece in games vs. Texas Tech (10/30), TCU (10/16) and Texas (10/9) ... recorded two tackles (1.0 TFL) and a forced fumble vs. Western Carolina (9/11).

#19 OLB CALEB KELLY

An Academic All-Big 12 First Team selection ... earned his Master of Business Administration degree this month (his third degree from OU) ... played in first 10 games of before suffering season-ending knee injury at Baylor (11/13) on punt coverage ... totaled 19 tackles, one tackle for loss, one QB hurry, one forced fumble and a fumble recovery ... made two tackles at Baylor ... made four stops and (1.0 TFL) vs. Texas Tech (10/30) ... registered a season-high five tackles vs. Kansas (10/23) ... made two tackles vs. TCU (10/16) ... logged two tackles and had a pivotal forced fumble and recovery on a fourth-quarter kickoff vs. Texas (10/9) that led to a go-ahead touchdown on the next play ... had two stops in season opener vs. Tulane (9/4).

#25 RB JADEN KNOWLES

An Academic All-Big 12 First Team honoree ... has played in all 12 games (primarily on special teams) ... all of his rushes and receptions came vs. Western Carolina (9/11) ... ran four times for 37 yards and touchdowns of one and 29 yards ... caught two passes for 65 yards (including a 57-yarder).

#12 DB KEY LAWRENCE

An All-Big 12 Honorable Mention selection by league's coaches ... has played in all 12 games and has made four starts ... four starts came in succession from mid-October to mid-November (first two at strong safety and next two at cornerback) ... ranks sixth on team with 46 tackles (24 solo) ... has 3.5 tackles for loss, 1.0 sack, four pass breakups and three forced fumbles ... made one tackle and had a PBU at Oklahoma State (11/27) ... registered seven stops, 1.0 sack and two forced fumbles vs. Iowa State (11/20) ... had three tackles at Baylor (11/13) ... logged seven tackles, 0.5 TFL and two PBUs vs. Texas Tech (10/30) ... recorded season-high eight tackles, 2.0 TFLs and a forced fumble at Kansas (10/23) ... made seven stops vs. TCU (10/16) ... notched four tackles and a PBU at Kansas State (10/2) ... made three stops each in games vs. West Virginia (9/25) and Nebraska (9/18).

#93 DL REED LINDSEY

Lone appearance came vs. Western Carolina (9/11).

#24 RB MARCUS MAJOR

Ruled eligible by NCAA on Oct. 8 and has played in five games ... lone offensive yardage was against Texas Tech (10/30) ... totaled five carries for 29 yards and one catch for 12 yards.

#50 LS JAKE MANN

Lone appearance was vs. Western Carolina (9/11).

#41 LB JAKE MCCOY

An Academic All-Big 12 First Team honoree ... has played in seven games (primarily on special teams).

#7 CB LATRELL MCCUTCHIN

Has played in nine games ... lone start came vs. Western Carolina (9/11) ... has recorded nine tackles, two forced fumbles, one pass breakup and one QB hurry ... registered a PBU and QB hurry at Kansas (10/23) ... had one tackle and one forced fumble vs. TCU (10/16) ... logged two tackles and a forced fumble vs. West Virginia (9/25) ... made one tackle in each of the first three games vs. Nebraska (9/18), Western Carolina (9/11) and Tulane (9/4).

#61 OL IAN McIVER

Lone action came against Texas Tech (10/30).

#38 LB BRYAN MEAD

Broke the program record for career games played (against West Virginia on 11/25) and has upped the mark to 64 games ... a CoSIDA Academic All-District 7 selection ... an Academic All-Big 12 First Team honoree with a 4.0 GPA ... has played in all 12 contests and has eight tackles (all on special teams) ... notched a season-high three stops against Texas Tech (10/30) ... tallied one tackle each against Iowa State (11/20), TCU (10/16), Texas (10/9), Kansas State (10/2) and Western Carolina (9/11).

#17 WR MARVIN MIMS

An All-Big 12 honorable mention choice by league's head coaches ... an Academic All-Big 12 Second Team honoree ... has played in all 12 games and made one start ... leads team with 648 yards on 30 receptions and has four touchdowns to tie for second most on squad ... leads Big 12 and ranks fourth nationally with his 21.6 yards per reception ... has also returned nine punts for 45 yards and has two kickoff returns for 51 yards (including a team-best-tying

31-yard return) ... made two catches for 17 yards and rushed once for 15 yards (first career carry) at Baylor (11/13) ... registered four catches for 135 yards and two touchdowns vs. Texas Tech (10/30) ... his career-long 67-yard TD reception vs. TTU stands as OU's longest pass play of season ... tallied two catches for 56 yards vs. TCU (10/16) ... notched a career-high 136 yards and two TDs on five receptions vs. Texas (10/9) ... 52-yard TD grab in the fourth quarter vs. Longhorns allowed OU to tie the game and erase a 21-point deficit ... had four receptions for 71 yards at Kansas State (10/2) ... registered five catches for 117 yards in season opener vs. Tulane (9/4).

#64 OL WANYA MORRIS

Has played in six games in a backup role at left tackle ... saw action against Texas Tech (10/30), TCU (10/16), Texas (10/9), Kansas State (10/2), West Virginia (9/25) and Western Carolina (9/11).

#29 DB JORDAN MUKES

Has played in 11 games (mostly on special teams) ... missed 11/13 Baylor game ... has totaled four tackles ... made an assisted tackle vs. Texas Tech (10/30) ... notched a solo stop at Kansas State (10/2) ... tallied two tackles against Western Carolina (9/11).

#46 P REEVES MUNDSCHAU

An Academic All-Big 12 First Team honoree ... has not played this season.

#57 OL CHRIS MURRAY

A second-team All-Big 12 selection by AP ... earned All-Big 12 honorable mention acclaim from league's coaches ... has started all 12 games at right guard.

#73 OL ANDREW RAYM

An Academic All-Big 12 Second Team honoree ... has played in 11 games and made seven starts at center ... did not play at Oklahoma State (11/27) due to injury.

#31 DL JALEN REDMOND

Has played in seven games and made six starts (did not start vs. Texas Tech) ... missed West Virginia (9/25), Kansas State (10/2), Texas (10/9), TCU (10/16) and Kansas (10/23) games due to injury ... missed five games due to injury ... has totaled 17 tackles (nine solo), 7.0 tackles for loss, 2.5 sacks, two fumble recoveries and six QB hurries (second most on team) ... notched two tackles (1.0 TFL) at Oklahoma State (11/27) ... returned a fumble 42 yards for a touchdown and finished with a sack and 1.5 TFLs vs. Iowa State (11/20) to earn Big 12 Defensive Player of the Week honors ... had two tackles (both for loss) at Baylor (11/13) ... tallied two tackles vs. Texas Tech (10/30) in first game back from injury ... tallied career highs of five tackles and 1.5 sacks (2.0 TFLs) vs. Nebraska (9/18) ... made two solo stops vs. Western Carolina (9/11) ... had two tackles (0.5 TFL) in season opener vs. Tulane (9/4).

#92 DL KORI ROBERSON

Has played in all 12 games at nose guard in a backup role ... has totaled 14 tackles (three solo, 11 assists), 2.5 TFLs and 0.5 sacks ... notched two stops each vs. Iowa State (11/20), Kansas (10/23), Kansas State (10/2) and Tulane (9/4) ... made a solo stop vs. Texas (10/9) ... registered a career-high four tackles and tied his career high with 1.0 TFL vs. West Virginia (9/25) ... one of his assisted tackles vs. Tulane was a sack.

#52 OL TYRESE ROBINSON

A second-team All-Big 12 selection (AP) ... an honorable mention All-Big 12 pick (coaches) ... has started all 12 games at right tackle.

#19 QB RALPH RUCKER

Lone action came against Western Carolina (9/11) ... completed both pass attempts for total of 20 yards.

#1 QB TANNER SCHAFER

An Academic All-Big 12 First Team honoree with a 4.0 GPA ... has served as a student assistant coach ... has not appeared in a game this season.

#34 K/P ZACH SCHMIT

An Academic All-Big 12 First Team honoree with a 4.0 GPA ... has played in three games ... made his lone field goal try and is 4 for 4 on PATs ... made a 46-yard field goal on his first career attempt and all four extra points vs. Western Carolina (9/11) ... kicked off twice vs. Texas Tech (10/30) and once vs. TCU (10/16).

#79 OL DARRELL SIMPSON

Lone career action came against Western Carolina (9/11).

#20 OLB CLAYTON SMITH

Has played in three games and totaled three tackles, 0.5 tackle for loss and a fumble recovery ... notched a solo tackle vs. Texas Tech (10/30) ... tallied an assisted tackle vs. Western Carolina (9/11) ... recorded 0.5 TFL and recovered a fumble in season opener vs. Tulane (9/4).

#89 WR DAMON SMITH

An Academic All-Big 12 Second Team honoree ... has played in seven games (mostly on special teams) ... made one catch for zero yards vs. Texas Tech (10/30) ... also saw action vs. Western Carolina (9/11), Kansas State (10/2), Kansas (10/23), Baylor (11/13), Iowa State (11/20) and Oklahoma State (11/27).

#85 WR DEVIN STATON

An Academic All-Big 12 First Team honoree with a 4.0 GPA ... has played in four games ... saw action against Tulane (9/4), Western Carolina (9/11), Nebraska (9/18) and Kansas (10/23).

#96 DL LARON STOKES

An Academic All-Big 12 First Team honoree ... has played in 10 games ... missed Nebraska (9/18) and Texas (10/9) games ... has totaled seven tackles (four solo), 1.0 tackle for loss and one QB hurry ... his TFL came vs. Texas Tech (10/30) ... notched two tackles vs. TCU (10/16) ... also registered solo stops vs. Oklahoma State (11/27) and Western Carolina (9/11).

#12 WR DRAKE STOOPS

An Academic All-Big 12 First Team honoree ... has played in nine games and made two starts ... missed season opener vs. Tulane (9/4) and Iowa State (11/20) and Oklahoma State (11/27) games ... has recorded 15 receptions for 185 yards (12.3 average) and one touchdown ... notched 57 yards and a touchdown on a career high-tying three receptions vs. Texas Tech (10/30) ... tallied three receptions for 30 yards at Kansas (10/23) ... caught a fourth-quarter two-point conversion pass that tied the game as OU erased a 21-point deficit vs. Texas (10/9) ... had two receptions for 31 yards at Kansas State (10/2) ... tallied three catches for 15 yards vs. West Virginia (9/25) ... had two catches for 31 yards vs. Nebraska (9/18).

#33 DE/OLB MARCUS STRIPLING

Has played in 10 games ... missed TCU (10/16) and Kansas (10/23) contests ... has totaled two tackles (both assists), 0.5 tackles for loss and a pass breakup ... notched an assisted tackle at Baylor (11/13) ... registered an assisted TFL at Kansas State (10/2) ... was credited with a PBU vs. Iowa State (11/20).

#28 LB DANNY STUTSMAN

Has played in nine games ... missed Nebraska (9/18), West Virginia (9/25) and Kansas State (10/2) games due to injury ... has totaled 31 tackles (18 solo), 1.5 tackles for loss, 1.0 sack and two forced fumbles ... registered three tackles and (0.5 sack) at Baylor (11/13) ... notched four stops and forced a fumble vs. Texas Tech (10/30) ... tallied three tackles at Kansas (10/23) ... made four tackles vs. TCU (10/16) ... recorded four stops (0.5 sack) vs. Texas (10/9) ... registered a team-high eight tackles (seven solo) and forced a fumble vs. Western Carolina (9/11) ... notched two stops in season opener vs. Tulane (9/4).

#31 TE/H JACKSON SUMLIN

Has played in 10 games ... did not play vs. Tulane (9/4) or Baylor (11/13) ... has totaled four receptions for 25 yards and made one tackle on special teams ... had one catch for six yards vs. Texas Tech (10/30) ... notched three receptions for 19 yards vs. Western Carolina (9/11).

#77 OL ERIK SWENSON

An Academic All-Big 12 First Team honoree ... has played in all 12 games in a backup role ... has played at left tackle, left guard, right tackle and right guard at various times during season.

#95 DL ISAAH THOMAS (OPTED OUT OF ALAMO BOWL)

An All-Big 12 Second Team selection by league coaches ... has played in all 12 games and made 11 starts ... only game he did not start was season opener vs. Tulane (9/4) ... has totaled 38 tackles, 11.5 tackles for loss, team-high 8.0 sacks, four pass breakups, three QB hurries, three forced fumbles and one fumble recovery ... registered at least three tackles and at least 0.5 TFL in nine games and at least 0.5 sack in eight contests ... notched three tackles and 2.0 sacks vs. Iowa State (11/20) ... tallied four tackles, a half-sack and a PBU at Baylor (11/13)

... recorded a sack, 1.5 TFLs, three total stops, a strip-sack (and recovery) and a career-high two PBUs vs. Texas Tech (10/30) ... made a career-high-tying six tackles (1.0 TFL) at Kansas (10/23) ... registered a sack, two TFLs and four total stops vs. Texas (10/9) ... had a sack, two TFLs and four total tackles at Kansas State (10/2) ... notched three tackles, a sack and a forced fumble vs. Western Carolina (9/11) ... recorded a sack, three stops and forced a fumble in season opener vs. Tulane.

#37 P MICHAEL TURK

An All-Big 12 First Team selection (coaches and AP) ... has played in 10 games (team did not punt vs. Tulane [9/4] or Kansas State [10/2]) ... has handled all of squad's punting duties ... averaging 51.3 yards on 33 punts ... 19 punts have gone for at least 50 yards and eight have gone for at least 60 ... 14 punts have been downed inside 20-yard line ... holds five of the top 14 single-game punting averages (minimum three punts) in Oklahoma history (including the best and third-best marks [59.7 vs. TCU and 58.0 vs. Texas]) ... only four punts have resulted in a touchback and seven have been fair caught ... punted a season-high seven times (four downed inside the 20) for a 46.1 average at Oklahoma State (11/27) ... averaged 54.8 yards on six punts with a long of 63 and three inside the 20 vs. Iowa State (11/20) to earn Big 12 Special Teams Player of the Week honors ... averaged 55.2 yards on four punts with a long of 61 at Baylor (11/13) ... set a school record with his 59.7 average on three punts (including two longer than 60 yards) vs. TCU (10/16) ... boomed an 85-yard punt and averaged 58.0 yards on three kicks vs. Texas (10/9) ... the 85-yarder tied for the third longest in school history ... averaged 52.7 yards on three punts (two downed inside the 20) vs. West Virginia (9/25) ... three of his four punts vs. Nebraska (9/18) were downed inside the 20 ... first punt of season (57-yarder) came on OU's second-to-last possession of second game vs. Western Carolina (9/11).

#32 S DELARRIN TURNER-YELL

An All-Big 12 Second Team selection (coaches) ... an Academic All-Big 12 Second Team honoree ... has started all nine games in which he has played ... missed contests vs. Kansas State (10/2), TCU (10/16) and Kansas (10/23) ... started and played only one play vs. Texas (10/9) before getting re-injured ... has totaled 47 tackles, 2.5 tackles for loss, three interceptions and one pass breakup ... tallied two solo tackles (1.0 TFL) at Oklahoma State (11/27) ... notched a career-high 11 tackles (nine solo) and an interception vs. Iowa State (11/20) ... registered four tackles and an interception at Baylor (11/13) ... tallied five stops (0.5 TFL) vs. Texas Tech (10/30) ... recorded eight tackles (1.0 TFL) and an interception vs. West Virginia (9/25) ... made four tackles vs. Nebraska ... notched 10 tackles (seven solo) in season opener vs. Tulane (9/4).

#2 LB DAVID UGWOEGBU

An Academic All-Big 12 First Team honoree ... has played in all 12 games and has made three starts ... started vs. Tulane (9/4), Western Carolina (9/11) and Baylor (11/13) ... has totaled 43 tackles and 1.5 tackles for loss ... notched three tackles at Oklahoma State (11/27) ... registered six tackles (0.5 TFL) at Baylor (11/13) ... recorded five stops (one solo) at Kansas (10/23) ... registered a career-high seven tackles vs. TCU (10/16) ... tallied six stops vs. West Virginia (9/25) ... made two tackles vs. Nebraska (9/18) ... notched five tackles (1.0 TFL) in season opener vs. Tulane (9/4).

#70 OL BREY WALKER

Has played in 11 games (primarily on special teams and in a reserve role on the offensive line) ... did not play vs. Baylor (11/13).

#30 OLB BRYNDEN WALKER

An Academic All-Big 12 First Team honoree ... has played in six games on special teams and as a reserve outside linebacker ... has made one tackle (solo stop on a kickoff vs. Texas on 10/9) ... has also seen action vs. West Virginia (9/25), Kansas State (10/2), TCU (10/16), Iowa State (11/20) and Oklahoma State (11/27).

#15 S BRYSON WASHINGTON

Has played in 10 games in a reserve role at safety and on special teams ... did not play vs. Texas Tech (10/30) or Baylor (11/13) due to injury ... has totaled five tackles, one interception and a fumble recovery ... three of his tackles have come on kickoffs ... tallied two solo tackles vs. TCU (10/16) ... registered three stops, an interception and recovered a fumble vs. Western Carolina (9/11).

#0 CB WOODY WASHINGTON

Has played in five games and has made four starts ... started season's first two games before missing next seven contests with an injury ... returned vs. Baylor

(11/13) before starting final two contests vs. Iowa State (11/20) and Oklahoma State (11/27) ... has totaled 20 tackles (16 solo), two interceptions and a pass breakup ... two of his tackles were on kickoffs ... notched a season-high seven tackles (six solo), two interceptions and a PBU at Oklahoma State ... registered six stops (five solo) vs. Iowa State ... tallied two tackles at Baylor ... made four tackles in season opener vs. Tulane (9/4).

#10 WR THEO WEASE

Has missed majority of season due to injury ... lone action came on a hands team kickoff return vs. Iowa State (11/20).

#19 WR TREVON WEST

Has played in all 12 games at wide receiver and on special teams ... has registered four receptions for 45 yards (11.3 average) and two rushes for 78 yards ... also notched a tackle on punt team ... had a 12-yard carry vs. Oklahoma State (11/27) ... his 66-yard rush at Kansas (10/23) represents team's second-longest rushing play of the year ... had a career-long 35-yard reception vs. TCU (10/16) ... made two catches for 13 yards vs. Texas (10/9) ... also had a catch in season opener vs. Tulane (9/4).

#45 LB JOSEPH WETÉ

Lone action came against Western Carolina (9/11).

#23 LB DASHAUN WHITE

Has started all 11 games in which he has played (nine at middle linebacker and two at weakside linebacker) ... missed the Baylor game (11/13) due to illness ... ranks third on the team with 60 total tackles, 5.0 tackles for loss and a fumble recovery ... notched six stops at Oklahoma State (11/27) ... registered seven tackles (five solo) and 1.0 TFL vs. Iowa State (11/20) ... recorded eight tackles (0.5 TFL) vs. Texas Tech (10/30) ... notched seven tackles and career-high 1.5 TFLs and returned a fumble 37 yards vs. TCU (10/16) ... tallied eight stops (0.5 TFL) at Kansas State (10/2) ... registered a career-high 10 tackles (0.5 TFL) vs. Nebraska (9/18).

#35 LB SHANE WHITTER

Has played in all 12 games ... has contributed as a backup linebacker and on special teams ... has totaled 24 tackles, 2.0 tackles for loss, three QB hurries and a fumble recovery ... notched two solo tackles at Baylor (11/13) ... made four tackles vs. Texas Tech (10/30) ... tallied three stops at Kansas (10/23) ... recorded three tackles at Kansas State (10/2) ... registered four tackles and a career-high 1.5 TFLs vs. West Virginia (9/25) ... notched four stops vs. Nebraska (9/18) ... made three tackles (0.5 TFL) and recovered a fumble vs. Western Carolina (9/11).

#13 QB CALEB WILLIAMS

Named a true freshman All-American by ESPN, 247Sports, On3 and PFF ... a semifinalist for Walter Camp Player of the Year, Davey O'Brien National Quarterback and FWAA's Shaun Alexander Freshman of the Year awards ... an All-Big 12 Second Team selection by AP ... an honorable mention All-Big 12 pick by league's coaches ... has played in 10 of 12 games and six starts have come last six contests ... has completed 115 of 184 passes (62.5%) for 1,670 yards and 18 touchdowns against four interceptions (166.7 passing efficiency rating) ... has rushed 72 times for 408 yards (5.7 average) and six touchdowns ... rushing totals rank second on team ... his 1,670 passing yards and 18 passing TDs are most ever by an OU true freshman QB ... has passed for at least 200 yards four times, at least three touchdowns three times and at least two TDs five times ... completed 20 of 39 passes for 252 yards and three TDs and rushed for 36 yards at Oklahoma State (11/27) ... his 76-yard TD run vs. Iowa State (11/20) represents OU's longest scrimmage play of season ... also passed for 87 yards and a score vs. Cyclones ... rushed for 17 yards and a TD and passed for 142 yards at Baylor (11/13) ... completed 23 of 30 passes (including 22 of final 25) for 402 yards and six touchdowns (255.2 passer rating) vs. Texas Tech (10/30) ... his six TD passes against Red Raiders tied school's freshman record and were most ever by an OU true freshman ... became only third Sooners QB with at least six passing TDs and no interceptions in a game (Baker Mayfield seven TDs vs. Texas Tech in 2016 and Kyler Murray six TDs vs. Baylor in 2018) ... named Davey O'Brien National QB of the Week and Big 12 Offensive Player of the Week for efforts against Texas Tech ... completed 15 of 20 passes for 178 yards and two TDs and rushed eight times for 70 yards and a score (40 yards) at Kansas (10/23) ... made first career start vs. TCU (10/16) and became first Oklahoma true freshman to start at quarterback since current OU assistant coach Cale Gundy in 1990 ... completed 18 of 23 passes for 295 yards and four TDs (243.4 passer rating) and rushed nine times for 66 yards and a score vs. Horned Frogs ... his 295 passing yards and four passing TDs

against TCU represented OU true freshman QB records at the time ... his 261 first-half passing yards were most ever by an OU true freshman QB in any half ... named Big 12 Offensive Player of the Week after TCU game ... led OU to largest comeback victory in Red River Showdown history (21 points) vs. Texas (10/9) ... entered at QB with 6:41 left in the second quarter (when OU trailed 35-17) and directed scoring drives on seven of team's final nine possessions ... finished with 300 yards of offense (most ever by an OU freshman vs. Texas) by completing 16 of 25 passes for 212 yards and his first two passing TDs season and rushing four times for 88 yards ... registered a 66-yard TD run on a 4th-and-short play at start of second quarter vs. Longhorns and was named Big 12 Newcomer of the Week two days later ... completed 5 of 10 passes for 84 yards and rushed four times for 60 yards (including a 59-yard run) in collegiate debut vs. Western Carolina (9/11).

#4 WR MARIO WILLIAMS

Named a true freshman All-American by ESPN ... has played in 11 of 12 games ... missed the Kansas contest (10/23) ... ranks second on team with 33 receptions and is tied for second with four receiving touchdowns ... has totaled 347 receiving yards (10.5 per catch) ... also has five kickoff returns for 108 yards (21.6 average; includes a team-best-tying 31-yard kickoff return) ... made at least three receptions in seven contests ... notched two catches for 18 yards and a touchdown (11-yarder) vs. Iowa State (11/20) ... registered a career-high 100 yards and a TD (22-yarder) on five receptions vs. Texas Tech (10/30) en route to Big 12 Newcomer of the Week honors ... made three catches for 30 yards vs. Texas (10/9) ... had four catches for 34 yards vs. West Virginia (9/25) ... notched four receptions for 49 yards and a touchdown (10-yarder) vs. Western Carolina (9/11) ... registered a season-high six receptions for 37 yards and a six-yard touchdown and completed a 10-yard pass in collegiate debut vs. Tulane (9/4).

#9 TE/H-BACK BRAYDEN WILLIS

An Academic All-Big 12 Second Team honoree ... has played in all 12 games and has made seven starts (seven of the last eight contests) ... has 15 receptions for 177 yards (11.8 per catch) and two touchdowns ... also plays on multiple special teams units and has made two tackles in punt coverage ... registered three catches for 29 yards and a touchdown (10-yarder) at Oklahoma State (11/27) ... had two catches for 24 yards and a TD (8-yarder) vs. Texas Tech (10/30) ... made two receptions for 22 yards vs. TCU (10/16) ... notched a career-high four receptions for 31 yards at Kansas State (10/2) ... had two catches for a career-high 51 yards vs. Western Carolina (9/11).

#8 DL PERRION WINFREY (OPTED OUT OF ALAMO BOWL)

An All-Big 12 Second Team selection (coaches and AP) ... has started all 12 games at defensive tackle ... has totaled 23 tackles, 11.0 tackles for loss, 5.5 sacks, two QB hurries and one forced fumble ... each of his last five tackles of the season (and six of the last seven) have been for lost yardage ... both of his tackles at Oklahoma State (11/27) were for loss and he forced a fumble that resulted in a safety ... notched a sack vs. Iowa State (11/20) ... had 1.5 TFLs (two total tackles) at Baylor (11/13) ... registered three tackles, 2.0 TFLs, 1.0 sack and a QB hurry vs. Texas (10/9) ... tallied three stops and a sack vs. West Virginia (9/25) ... recorded a career-high 1.5 sacks (two total tackles) vs. Western Carolina (9/11) ... notched three tackles, 1.0 TFL, 0.5 sack and a QB hurry in season opener vs. Tulane (9/4).

#8 WR MICHAEL WOODS

Earned honorable mention All-Big 12 honors from league's coaches ... has played in 10 games and has made eight starts ... missed Kansas (10/23) and Texas Tech (10/30) games due to injury ... has totaled 32 receptions for 381 yards (11.9 per catch) and two touchdowns ... made at least two receptions in nine games ... made two catches for 18 yards and rushed once for two yards at Oklahoma State (11/27) ... notched four receptions for 53 yards at Baylor (11/13) ... had three catches for 75 yards vs. TCU (10/16) ... tallied three receptions for 33 yards and a TD (14-yarder) at Kansas State (10/2) ... registered a career-high eight receptions for season-high 86 yards vs. West Virginia (9/25) ... made three catches for 24 yards vs. Nebraska (9/18) ... notched his first TD at OU (4-yarder) and had two catches for eight yards vs. Western Carolina (9/11) ... made four catches for 36 yards in season opener vs. Tulane (9/4).

CAREER STATS

#24 LB BRIAN ASAMOAH (OPTED OUT OF ALAMO BOWL)

YEAR	GP-GS	UT	AT	TOTAL	TFL	SACKS	INT	FF	FR	PBU
2018					REDSHIRTED					
2019	14-0	11	12	23	3.5-22	2.0-19	0-0	0	0	1
2020	11-9	34	32	66	5.5-25	2.0-18	1-29	1	0	4
2021	12-10	55	35	90	4.0-16	1.0-8	0-0	2	0	0
Career	37-19	100	79	179	13.0-63	5.0-45	1-29	2	0	5

#11 OLB NIK BONITTO (OPTED OUT OF ALAMO BOWL)

YEAR	GP-GS	UT	AT	TOTAL	TFL	SACKS	INT	FF	FR	PBU
2018	3-0	2	1	3	0.0-0	0.0-0	0-0	0	0	0
2019	14-7	25	18	43	6.5-38	3.5-36	1-0	0	0	5
2020	10-10	18	14	32	10.5-56	8.0-44	0-0	0	0	2
2021	12-12	23	16	39	15.0-67	7.0-39	0-0	1	3-70	1
Career	39-29	68	49	117	32.0-161	18.5-119	1-0	1	3-70	8

#5 DB BILLY BOWMAN

YEAR	GP-GS	UT	AT	TOTAL	TFL	SACKS	INT	FF	FR	PBU
2021	10-7	14	8	22	1.5-5	0.0-0	0-0	1	0	2
Career	10-7	14	8	22	1.5-5	0.0-0	0-0	1	0	2

#47 K GABE BRKIC

YEAR	GP-GS	FGM-FGA	PCT	BLK	LONG	PAT	PCT
2018	1-0	0-0	—	—	—	1-1	100.0
2019	14-0	17-17	100.0	—	50	52-52	100.0
2020	10-0	20-26	76.9	—	54	49-49	100.0
2021	12-0	18-24	75.0	—	56	52-52	100.0
Career	37-0	55-67	82.1	—	56	154-154	100.0

#25 S JUSTIN BROILES

YEAR	GP-GS	UT	AT	TOTAL	TFL	SACKS	INT	FF	FR	PBU
2017					REDSHIRTED					
2018	11-5	14	10	24	1.5-3	0.0-0	0-0	0	0	2
2019	14-0	17	9	26	1.0-1	0.0-0	0-0	0	0	1
2020	6-0	4	2	6	0.0-0	0.0-0	0-0	0	0	0
2021	12-7	22	27	49	2.5-10	0.0-0	1-2	0	2	2
Career	43-12	57	38	105	5.0-14	0.0-0	1-2	0	2	5

#26 RB KENNEDY BROOKS

YEAR	GP-GS	RUSH	AVG	TD	LG	REC	AVG	TD	LG
2017						REDSHIRTED — DID NOT PLAY			
2018	12-0	119-1,056	8.9	12	86	10-57	5.7	0	11
2019	13-10	155-1,011	6.5	6	48	10-79	7.9	0	24
2020						DID NOT PLAY			
2021	12-7	184-1,111	6.0	10	65	6-49	8.2	0	25
Career	37-17	458-3,178	6.9	28	86	26-185	7.1	0	25

#94 DL ISAIAH COE

YEAR	GP-GS	UT	AT	TOTAL	TFL	SACKS	INT	FF	FR	PBU
2021	11-0	4	5	9	4.5-9	1.0-3	0-0	0	0	0
Career	11-0	4	5	9	4.5-9	1.0-3	0-0	0	0	0

#22 S JEREMIAH CRIDDELL

YEAR	GP-GS	UT	AT	TOTAL	TFL	SACKS	INT	FF	FR	PBU
2019	3-0	1	0	1	0.0-0	0.0-0	0-0	0	0	0
2020	11-1	4	8	12	0.0-0	0.0-0	0-0	0	0	0
2021	4-0	1	1	2	0.5-1	0.0-0	0-0	0	0	0
Career	18-1	6	9	15	0.5-1	0.0-0	0-0	0	0	0

#16 WR BRIAN DARBY

YEAR	GP-GS	REC	YDS	AVG	TD	LONG
2020	8-0	1	14	14.0	0	14
2021	6-0	7	102	14.6	2	42
Career	14-0	8	116	14.5	2	42

#4 CB JADEN DAVIS

YEAR	GP-GS	UT	AT	TOTAL	TFL	SACKS	INT	FF	FR	PBU
2019	14-1	26	7	33	0.0-0	0.0-0	1-0	0	0	1
2020	10-6	10	1	11	0.0-0	0.0-0	0-0	0	0	5
2021	12-6	20	4	24	0.0-0	0.0-0	0-0	0	0	2
Career	36-13	56	12	68	0.0-0	0.0-0	1-0	0	0	8

#40 DE ETHAN DOWNS

YEAR	GP-GS	UT	AT	TOTAL	TFL	SACKS	INT	FF	FR	PBU
2021	12-0	6	4	10	2.5-6	0.0-0	0-0	1	0	0
Career	12-0	6	4	10	2.5-6	0.0-0	0-0	1	0	0

#1 CB JOSHUA EATON

YEAR	GP-GS	UT	AT	TOTAL	TFL	SACKS	INT	FF	FR	PBU
2020	5-0	2	2	4	0.0-0	0.0-0	0-0	0	0	0
2021	10-0	3	0	3	0.0-0	0.0-0	0-0	0	0	0
Career	15-0	5	2	7	0.0-0	0.0-0	0-0	0	0	0

#90 DL JOSH ELLISON

YEAR	GP-GS	UT	AT	TOTAL	TFL	SACKS	INT	FF	FR	PBU
2020	11-2	7	9	16	1.0-6	0.5-5	0-0	0	1-0	1
2021	12-3	4	11	15	2.0-8	1.0-5	0-0	0	0	0
Career	23-5	11	20	31	3.0-14	1.5-10	0-0	0	1-0	1

#10 S PAT FIELDS

YEAR	GP-GS	UT	AT	TOTAL	TFL	SACKS	INT	FF	FR	PBU
2018	6-0	8	5	13	0.0-0	0.0-0	0-0	0	0	0
2019	14-14	44	20	64	6.0-23	2.0-14	0-0	0	1	5
2020	10-10	27	18	45	1.0-3	0.0-0	1-1	0	0	4
2021	12-12	41	30	71	4.5-10	1.5-3	2-21	0	0	1
Career	42-36	120	73	193	11.5-36	3.5-17	3-22	0	1	10

#44 DL KELVIN GILLIAM

YEAR	GP-GS	UT	AT	TOTAL	TFL	SACKS	INT	FF	FR	PBU
2021	3-0	1	1	2	0.0-0	0.0-0	0-0	0	0	0
Career	3-0	1	1	2	0.0-0	0.0-0	0-0	0	0	0

#9 CB D.J. GRAHAM

YEAR	GP-GS	UT	AT	TOTAL	TFL	SACKS	INT	FF	FR	PBU
2020	8-1	15	6	21	1.0-3	0.0-0	1-8	0	0	1
2021	11-9	20	12	32	0.0-0	0.0-0	1-0	1	0	2
Career	19-10	35	18	53	1.0-3	0.0-0	2-8	1	0	3

#0 RB ERIC GRAY (*AT TENNESSEE)

YEAR	GP-GS	RUSH	AVG	TD	LG	REC	AVG	TD	LG
2019*	13-0	101-539	5.3	4	94	13-115	8.8	1	23
2020*	9-5	157-772	4.9	4	33	30-254	8.5	2	31
2021	12-5	70-330	4.7	1	18	18-204	11.3	1	38
Career	34-10	328-1,641	5.0	9	94	61-573	9.4	4	38

#14 DL REGGIE GRIMES

YEAR	GP-GS	UT	AT	TOTAL	TFL	SACKS	INT	FF	FR	PBU
2020	8-0	4	1	5	1.0-1	1.0-1	0-0	0	0	0
2021	12-4	9	6	15	2.0-14	1.5-14	0-0	2	0	1
Career	20-4	13	7	20	3.0-15	2.5-15	0-0	2	0	1

#84 TE/H-BACK CARSTEN GROOS

YEAR	GP-GS	REC	YDS	AVG	TD	LONG
2021	1-0	1	8	8.0	0	8
Career	1-0	1	8	8.0	0	8

#27 TE/H-BACK JEREMIAH HALL

YEAR	GP-GS	RUSH	AVG	TD	LG	REC	AVG	TD	LG
2017						REDSHIRTED			
2018	14-1	4-21	5.2	0	8	2-36	18.0	0	34
2019	14-11	2-7	3.5	0	8	16-169	10.6	3	30
2020	11-10	1-0	0.0	0	0	18-218	12.1	5	30
2021	12-2	5-22	4.4	1	6	30-320	10.7	4	50
Career	51-24	12-50	4.2	1	8	66-743	11.3	12	50

#17 DB DAMOND HARMON

YEAR	GP-GS	UT	AT	TOTAL	TFL	SACKS	INT	FF	FR	PBU
2021	6-0	2	2	4	0.0-0	0.0-0	0-0	0	0	0
Career	6-0	2	2	4	0.0-0	0.0-0	0-0	0	0	0

#23 RB TODD HUDSON

YEAR	GP-GS	RUSH	AVG	TD	LG	REC	AVG
------	-------	------	-----	----	----	-----	-----

#88 DL JORDAN KELLEY

YEAR	GP-GS	UT	AT	TOTAL	TFL	SACKS	INT	FF	FR	PBU
2018	2-0	0	2	2	0.0-0	0.0-0	0-0	0	0	0
2019	1-0	0	0	0	0.0-0	0.0-0	0-0	0	0	0
2020	10-0	2	7	9	2.0-12	0.5-4	0-0	0	0	0
2021	10-0	3	2	5	1.0-3	0.0-0	0-0	1	0	0
Career	22-0	5	11	16	3.0-15	0.5-4	0-0	1	0	0

#19 OLB CALEB KELLY

YEAR	GP-GS	UT	AT	TOTAL	TFL	SACKS	INT	FF	FR	PBU
2016	11-6	22	14	36	3.0-8	1.0-6	0-0	0	0	1
2017	14-13	36	20	56	3.5-14	1.0-5	1-0	2	2-18	2
2018	12-5	33	28	61	4.5-30	3.0-23	0-0	2	1-10	1
2019	4-0	3	4	7	0.0-0	0.0-0	0-0	0	0-0	0
2020					REDSHIRTED					
2021	10-0	7	12	19	1.0-3	0.0-0	0-0	1	1-0	0
Career	51-24	101	78	179	12.0-55	5.0-34	1-0	5	4-28	4

#25 RB JADEN KNOWLES

YEAR	GP-GS	RUSH	AVG	TD	LG	REC	AVG	TD	LG
2021	11-0	4-37	9.3	2	29	0-0	—	0	—
Career	11-0	4-37	9.3	2	29	0-0	—	0	—

#12 S KEY LAWRENCE (*AT TENNESSEE)

YEAR	GP-GS	UT	AT	TOTAL	TFL	SACKS	INT	FF	FR	PBU
2020*	10-0	3	5	8	0.0-0	0.0-0	0	0	0	1
2021	12-4	24	22	46	3.5-26	1.0-18	0	3	0	4
Career	22-4	27	27	54	3.5-26	1.0-18	0	3	0	5

#24 RB MARCUS MAJOR

YEAR	GP-GS	RUSH	AVG	TD	LG	REC	AVG	TD	LG
2019	3-0	10-28	2.8	0	6	0-0	0.0	0	—
2020	10-1	35-187	5.3	3	46	2-29	14.5	0	24
2021	5-0	5-29	5.8	0	8	1-12	12.0	0	12
Career	18-1	50-244	4.9	3	46	3-41	13.7	0	24

#7 CB LATRELL McCUTCHIN

YEAR	GP-GS	UT	AT	TOTAL	TFL	SACKS	INT	FF	FR	PBU
2021	9-1	9	0	9	0.0-0	0.0-0	0-0	2	0	1
Career	9-1	9	0	9	0.0-0	0.0-0	0-0	2	0	1

#38 LB BRYAN MEAD

YEAR	GP-GS	UT	AT	TOTAL	TFL	SACKS	INT	FF	FR	PBU
2017	13-0	3	4	7	0.0-0	0.0-0	0-0	0	0	0
2018	14-0	3	3	6	0.0-0	0.0-0	0-0	0	0	0
2019	14-0	2	6	8	0.0-0	0.0-0	0-0	0	0	0
2020	11-0	13	15	28	0.5-4	0.5-4	0-0	1	0	1
2021	12-0	6	2	8	0.0-0	0.0-0	0-0	0	0	0
Career	64-0	27	30	57	0.5-4	0.5-4	0-0	1	0	1

#17 WR MARVIN MIMS

YEAR	GP-GS	RUSH	AVG	TD	LG	REC	AVG	TD	LG
2020	11-1	2-17	8.5	0	17	37-610	16.5	9	61
2021	12-11	1-15	15.0	0	15	29-644	22.2	4	67
Career	23-12	3-32	10.7	0	17	66-1,254	19.0	13	67

#29 DB JORDAN MUKES

YEAR	GP-GS	UT	AT	TOTAL	TFL	SACKS	INT	FF	FR	PBU
2021	11-0	2	2	4	0.0-0	0.0-0	0-0	0	0	0
Career	11-0	2	2	4	0.0-0	0.0-0	0-0	0	0	0

#46 P REEVES MUNDSCHAU

YEAR	GP-GS	PUNTS-YDS	AVG	LONG	TB	FC	I20	50+	BLK
2017									
2018	0-0	—	—	—	—	—	—	—	—
2019	14-0	38-1,612	42.4	67	2	19	12	8	0
2020	11-0	38-1,486	39.1	58	1	18	13	4	1
Career	25-0	76-3,098	40.8	67	3	37	25	12	1

#31 DL JALEN REDMOND

YEAR	GP-GS	UT	AT	TOTAL	TFL	SACKS	INT	FF	FR	PBU
2018	3-0	4	2	6	2.5-9	0.0-0	0	0	0-0	0
2019	13-4	14	9	23	11.0-56	6.5-50	0	1	0-0	2
2020					REDSHIRTED — DID NOT PLAY					
2021	7-6	9	8	17	7.0-29	2.5-15	0	0	2-42	0
Career	22-9	27	19	46	20.5-94	9.0-65	0	1	2-42	2

#92 DL KORI ROBERSON

YEAR	GP-GS	UT	AT	TOTAL	TFL	SACKS	INT	FF	FR	PBU
2019	4-0	1	0	1	1.0-3	0.0-0	0-0	0	0	0
2020	10-0	4	7	11	3.5-8	1.0-4	0-0	0	0	1
2021	11-0	3	11	14	2.5-6	0.5-1	0-0	0	0	0
Career	25-0	8	18	26	7.0-17	1.5-5	0-0	0	0	1

#19 QB RALPH RUCKER

YEAR	GP-GS	C-A	PCT	YDS	AVG/G	TD	INT	LG	RUSH	YDS	AVG	TD	LG
2021	1-0	2-2	100.0	20	20.0	0	0	12	0	0	0.0	0	0
Career	1-0	2-2	100.0	20	20.0	0	0	12	0	0	0.0	0	0

#1 QB TANNER SCHAFFER

YEAR	GP-GS	C-A	PCT	YDS	AVG/G	TD	INT	LG	RUSH	YDS	AVG	TD	LG
2016													
2017	1-0	3-5	60.0	18	18.0	0	0	7	0	0	0.0	0	0
2018	1-0	0-0	0.0	0	0.0	0	0	0	0	0	0.0	0	0
2019	0-0	0-0	0.0	0	0.0	0	0	0	0	0	0.0	0	0
2020	1-0	0-0	0.0	0	0.0	0	0	0	0	0	0.0	0	0
Career	3-0	3-5	60.0	18	9.0	0	0	7	0	0	0.0	0	0

#20 OLB CLAYTON SMITH

YEAR	GP-GS	UT	AT	TOTAL	TFL	SACKS	INT	FF	FR	PBU
2021	3-0	1	2	3	0.5-2	0-0	0-0	0	1-0	0
Career	3-0	1	2	3	0.5-2	0-0	0-0	0	1-0	0

#89 WR DAMON SMITH

YEAR	GP-GS	REC	YDS	AVG	TD	LONG
2020	3-0	2	7	3.5	0	14
2021	7-0	1	0	0.0	0	0
Career	10-0	3	7	2.3	0	14

#96 DL LARON STOKES

YEAR	GP-GS	UT	AT	TOTAL	TFL	SACKS	INT	FF	FR	PBU
2019	13-10	6	9	15	4.5-13	0.5-2	0-0	0	0	0
2020	8-5	4	8	12	2.5-5	1.0-4	0-0	0	0	1
2021	10-0	4	3	7	1.0-1	0.0-0	0-0	0	0	0
Career	31-15	14	20	34	8.0-19	1.5-6	0-0	0	0	1

#12 WR DRAKE STOOPS

YEAR	GP-GS	REC	YDS	AVG	TD	LONG
2018	2-0	2	16	8.0	0	8
2019	14-0	8	95	11.9	0	19
2020	10-6	15	219	14.6	2	51
2021	9-2	15	185	12.3	1	31
Career	35-8	40	515	12.9	3	51

#33 DE MARCUS STRIPLING

YEAR	GP-GS	UT	AT	TOTAL	TFL	SACKS	INT	FF	FR	PBU
2019	14-0	4	2	6	1.0-3	1.0-3	0-0	0	0	0
2020	10-1	7	1	8	3.5-23	2.5-22	0-0	0	0	0
2021	10-0	0	2	2	0.5-0	0.0-0	0-0	0	0	1
Career	34-1	11	5	16	5.0-26	3.5-25	0-0	0	0	1

#28 LB DANNY STUTSMAN

YEAR	GP-GS	UT	AT	TOTAL	TFL	SACKS	INT	FF	FR	PBU
2021	9-0	18	13	31	1.5-6	1.0-6	0-0	2	0	0
Career	9-0	18	13	31	1.5-6	1.0-6	0-0	2	0	0

#31 TE/H-BACK JACKSON SUMLIN

YEAR	GP-GS	REC	YDS	AVG	TD	LONG
2021	10-0	4	25	6.3	0	11
Career	10-0	4	25	6.3	0	11

#95 DL ISAIAH THOMAS (OPTED OUT OF ALAMO BOWL)

YEAR	GP-GS	UT	AT	TOTAL	TFL	SACKS	INT	FF	FR	PBU
20										

#2 LB DAVID UGWOEGBU

YEAR	GP-GS	UT	AT	TOTAL	TFL	SACKS	INT	FF	FR	PBU
2019	14-1	14	5	19	4.0-13	1.0-5	0-0	0	0	1
2020	11-3	16	18	34	3.0-13	1.0-7	1-0	0	0	0
2021	12-4	20	23	43	1.5-3	0.0-0	0-0	0	0	0
Career	36-8	47	46	96	8.5-29	2.0-12	1-0	0	0	1

#30 OLB BRYNDEN WALKER

YEAR	GP-GS	UT	AT	TOTAL	TFL	SACKS	INT	FF	FR	PBU
2020	10-0	4	2	6	0.5-5	0.5-5	0-0	0	0	0
2021	6-0	1	0	1	0.0-0	0.0-0	0-0	0	0	0
Career	16-0	5	2	7	0.5-5	0.5-5	0-0	0	0	0

#15 S BRYSON WASHINGTON

YEAR	GP-GS	UT	AT	TOTAL	TFL	SACKS	INT	FF	FR	PBU
2020	4-0	3	5	8	0.5-0	0.0-0	0-0	0	0	0
2021	10-0	3	2	5	0.0-0	0.0-0	1-37	0	1	0
Career	14-0	6	7	13	0.5-0	0.0-0	1-37	0	1	0

#0 CB WOUDI WASHINGTON

YEAR	GP-GS	UT	AT	TOTAL	TFL	SACKS	INT	FF	FR	PBU
2019	4-0	5	10	15	0.0-0	0.0-0	0-0	0	0	0
2020	10-5	32	13	45	0.0-0	0.0-0	2-0	0	0	4
2021	5-5	16	4	20	0.0-0	0.0-0	2-32	0	0	1
Career	19-10	53	27	80	0.0-0	0.0-0	4-32	0	0	5

#10 WR THEO WEASE

Year	GP-GS	Rec	Yds	Avg	TD	Long	Rush	Yds	Avg	TD	Long
2019	13-0	8	136	17.0	2	37	0	0	0.0	0	—
2020	11-11	37	530	14.3	4	48	1	-10	-10.0	0	-10
2021	1-0	0	0	0.0	0	—	0	0	0.0	0	—
Career	24-11	45	666	14.8	6	48	1	-10	-10.0	0	-10

#81 WR TREVON WEST

YEAR	GP-GS	REC	YDS	AVG	TD	LONG
2020	8-0	4	59	14.8	0	23
2021	12-0	4	45	11.3	0	35
Career	20-0	8	104	13.0	0	35

#45 LB JOSEPH WETÉ

YEAR	GP-GS	UT	AT	TOTAL	TFL	SACKS	INT	FF	FR	PBU
2020	9-0	1	0	1	0.0-0	0.0-0	0-0	0	0	0
2021	1-0	0	1	1	0.0-0	0.0-0	0-0	0	0	0
Career	10-0	1	1	2	0.0-0	0.0-0	0-0	0	0	0

#23 LB DASHAUN WHITE

YEAR	GP-GS	UT	AT	TOTAL	TFL	SACKS	INT	FF	FR	PBU
2018	14-0	5	8	13	0.0-0	0.0-0	0-0	0	0	0
2019	14-14	30	22	52	3.5-11	1.0-8	0-0	0	1	0
2020	11-10	20	18	38	5.0-19	2.5-15	0-0	0	0	2
2021	11-11	26	34	60	5.0-11	0.0-0	0-0	0	1	0
Career	50-35	81	82	163	13.5-41	3.5-23	0-0	0	2	2

#13 LB SHANE WHITTER

YEAR	GP-GS	UT	AT	TOTAL	TFL	SACKS	INT	FF	FR	PBU
2020	9-0	4	5	9	0.5-1	0.0-0	0-0	0	0	1
2021	12-0	10	14	24	2.0-3	0.0-0	0-0	0	1	0
Career	21-0	14	19	33	2.5-4	0.0-0	0-0	0	1	1

#13 QB CALEB WILLIAMS

YEAR	GP-GS	C-A	PCT	YDS	AVG/G	TD	INT	LG	RUSH	YDS	AVG	TD	LG
2021	10-6	115-184	62.5	1,670	167.0	18	4	67	72	408	5.7	6	74
Career	10-6	115-184	62.5	1,670	167.0	18	4	67	72	408	5.7	6	74

#4 WR MARIO WILLIAMS

YEAR	GP-GS	REC	YDS	AVG	TD	LONG
2021	11-0	33	347	10.5	4	36
Career	11-0	33	347	10.5	4	36

#9 TE/H-BACK BRAYDEN WILLIS

YEAR	GP-GS	REC	YDS	AVG	TD	LONG
2018	13-0	1	29	29.0	0	29
2019	14-2	11	168	15.3	3	25
2020	5-2	9	110	12.2	1	21
2021	12-7	15	177	11.8	2	28
Career	44-12	36	484	13.4	6	29

#8 DL PERRION WINFREY (OPTED OUT OF ALAMO BOWL)

YEAR	GP-GS	UT	AT	TOTAL	TFL	SACKS	INT	FF	FR	PBU
2020	11-8	9	10	19	6.0-20	0.5-3	0-0	0	0	3
2021	12-12	11	12	23	11.0-44	5.5-29	0-0	1	0	0
Career	23-20	20	22	42	17.0-64	6.0-32	0-0	1	0	3

#8 WR MICHAEL WOODS II (*AT ARKANSAS)

Year	GP-GS	Rec	Yds	Avg	TD	Long	Rush	Yds	Avg	TD	Long
2018*	10-7	18	206	11.4	1	29	0	0	0.0	0	—
2019*	12-12	33	423	12.8	4	62	0	0	0.0	0	—
2020*	10-10	32	619	19.3	5	82	1	2	2.0	0	2
2021	10-10	32	381	11.9	2	59	1	2	2.0	0	2
Career	42-39	115	1,629	14.2	12	82	2	4	2.0	0	2

CAREER HIGHS

#24 LB BRIAN ASAMOAH (OPTED OUT OF BOWL)

Tackles:.....14 vs. Baylor (11/13/21)
 TFL:.....2.0 vs. Baylor (11/13/21)
 Sacks:.....1.0 (4x) MR: vs. Iowa State (11/20/21)
 INT:.....N/A
 PBU:.....1 (4x) MR: vs. Baylor (12/5/20)

#11 OLB NIK BONITTO (OPTED OUT OF BOWL)

Tackles:.....6 (2x) MR: vs. Okla. State (11/21/20)
 TFL:.....3.0 (2x) MR vs. Nebraska (9/18/21)
 Sacks:.....3.0 vs. Kansas (11/7/20)
 INT:.....1 at Baylor (11/16/19)
 PBU:.....1 (6x) MR: vs. Okla. State (11/21/20)

#5 DB BILLY BOWMAN

Tackles:.....5 at Kansas State (10/2/21)
 TFL:.....1.0 vs. Tulane (9/4/21)
 Sacks:.....N/A
 INT:.....N/A
 PBU:.....1 (2x) MR: at Okla. State (11/27/21)

#25 S JUSTIN BROILES

Tackles:.....11 vs. LSU (12/28/19)
 TFL:.....1.5 at Kansas State (10/2/21)
 Sacks:.....N/A
 INT:.....1 vs. Texas Tech (10/30/21)
 PBU:.....1 (5x) MR: at Okla. State (11/27/21)

#26 RB KENNEDY BROOKS

Rush:.....25 (3x) MR: vs. Texas (10/9/21)
 Yards:.....217 vs. Texas (10/9/21)
 TDs:.....3 vs. Okla. State (11/10/18)
 Rec:.....4 at Baylor (11/26/19)
 Yards:.....28 vs. West Virginia (10/19/19)
 TD:.....N/A

#94 DL ISAIAH COE

Tackles:.....2 (2x) MR vs. Nebraska (9/18/21)
 TFL:.....2.0 vs. Nebraska (9/18/21)
 Sacks:.....1.0 vs. W. Carolina (9/11/21)
 INT:.....N/A
 PBU:.....N/A
 Blocks:.....1 vs. Nebraska (9/18/21)

#22 S JEREMIAH CRIDDELL

Tackles:.....3 at TCU (10/24/20)
 TFL:.....0.5 vs. W. Carolina (9/11/21)
 Sacks:.....N/A
 INT:.....N/A
 PBU:.....N/A

#16 WR BRIAN DARBY

Rec:.....3 vs. Tulane (9/4/21)
 Yards:.....49 vs. Texas Tech (10/30/21)
 TDs:.....1 (2x) MR: at Okla. State (11/27/21)

#4 CB JADEN DAVIS

Tackles:.....6 (2x) MR: at Kansas State (10/26/19)
 TFL:.....N/A
 Sacks:.....N/A
 INT:.....1 vs. South Dakota (9/7/19)
 PBU:.....1 (4x) MR: vs. TCU (10/16/21)

#40 DE ETHAN DOWNS

Tackles:.....2 (3x) MR: at Okla. State (11/27/21)
 TFL:.....1.0 (@x) MR: at Okla. State (11/27/21)
 Sacks:.....N/A
 INT:.....N/A
 PBU:.....N/A

#1 CB JOSHUA EATON

Tackles:.....1 (7x) MR: at Kansas (10/23/21)
 TFL:.....N/A
 Sacks:.....N/A
 INT:.....N/A
 PBU:.....N/A

#90 DL JOSH ELLISON

Tackles:.....5 vs. Nebraska (9/18/21)
 TFL:.....1.0 vs. Nebraska (9/18/21)
 Sacks:.....0.5 (3x) MR: vs. Nebraska (9/18/21)
 INT:.....N/A
 PBU:.....1 vs. Baylor (12/5/20)

#10 S PAT FIELDS

Tackles:.....12 vs. Texas (10/10/20)
 TFL:.....1.5 vs. Tulane (9/4/21)
 Sacks:.....1.0 (2x) MR: vs. Texas (10/12/19)
 INT:.....1 (3x) MR: vs. Iowa State (11/20/21)
 PBU:.....3 at Iowa State (10/3/20)

#44 DL KELVIN GILLIAM

Tackles:.....2 vs. W. Carolina (9/11/21)
 TFL:.....N/A
 Sacks:.....N/A
 INT:.....N/A
 PBU:.....N/A

#9 CB D.J. GRAHAM

Tackles:.....6 vs. Tulane (9/4/21)
 TFL:.....1.0 vs. Baylor (12/5/20)
 Sacks:.....N/A
 INT:.....1 (2x) MR vs. Nebraska (9/18/21)
 PBU:.....1 (3x) MR: vs. Baylor (11/13/21)

#0 RB ERIC GRAY (*AT TENNESSEE)

Rush:.....*31 at Arkansas (11/7/20)
 Yards:.....*246 vs. Vanderbilt (11/30/19)
 TDs:.....*3 vs. Vanderbilt (11/30/19)
 Rec:.....*8 at Georgia (10/10/20)
 Yards:.....*54 at Georgia (10/10/20)
 TD:.....1 (4x[1xOU]) MR: vs. W. Carolina (9/11/21)

#14 DL REGGIE GRIMES

Tackles:.....2 (6x) MR: vs. Texas Tech (10/30/21)
 TFL:.....1.0 (2x) MR: vs. Tulane (9/4/21)
 Sacks:.....1.0 (2x) MR: vs. Tulane (9/4/21)
 INT:.....N/A
 PBU:.....1 vs. TCU (10/16/21)

#84 TE/H-BACK CARSTEN GROOS

Rush:.....1 vs. W. Carolina (9/11/21)
 Yards:.....8 vs. W. Carolina (9/11/21)
 TDs:.....N/A

#27 TE/H-BACK JEREMIAH HALL

Rec:.....5 at Iowa State (10/3/20)
 Yards:.....76 at Okla. State (11/27/21)
 TDs:.....2 at Iowa State (10/3/20)
 Rush:.....4 vs. Kansas (11/5/18)
 Yards:.....21 vs. Kansas (11/5/18)
 TDs:.....1 at Kansas State (10/2/21)

#17 DB DAMOND HARMON

Tackles:.....3 vs. W. Carolina (9/11/21)
 TFL:.....N/A
 Sacks:.....N/A
 INT:.....N/A
 PBU:.....N/A

#23 RB TODD HUDSON

Rush:.....9 vs. W. Carolina (9/11/21)
 Yards:.....25 vs. W. Carolina (9/11/21)
 TDs:.....2 vs. W. Carolina (9/11/21)

#6 WR CODY JACKSON

Rec:.....3 vs. W. Carolina (9/11/21)
 Yards:.....31 vs. W. Carolina (9/11/21)
 TDs:.....N/A

#88 DL JORDAN KELLEY

Tackles:.....3 at TCU (10/24/20)
 TFL:.....1.0 at TCU (10/24/20)
 Sacks:.....0.5 vs. Kansas (11/7/20)
 INT:.....N/A
 PBU:.....N/A

#19 OLB CALEB KELLY

Tackles:.....14 at WVU (11/23/18)
 TFL:.....2.0 vs. Baylor (9/29/18)
 Sacks:.....2.0 vs. Baylor (9/29/18)
 INT:.....1 vs. Texas Tech (10/28/17)
 PBU:.....1 (3x) MR: at West Virginia (11/23/18)

#25 RB JADEN KNOWLES

Rush:.....4 vs. W. Carolina (9/11/21)
 Yards:.....37 vs. W. Carolina (9/11/21)
 TDs:.....2 vs. W. Carolina (9/11/21)
 Rec:.....2 vs. W. Carolina (9/11/21)
 Yards:.....65 vs. W. Carolina (9/11/21)
 TDs:.....N/A

#12 S KEY LAWRENCE (*AT TENNESSEE)

Tackles:.....8 at Kansas (10/23/21)
 TFL:.....2.0 at Kansas (10/23/21)
 Sacks:.....1.0 vs. Iowa State (11/20/21)
 INT:.....N/A
 PBU:.....2 vs. Texas Tech (10/30/21)

#24 RB MARCUS MAJOR

Rush:.....12 vs. Texas (10/10/20)
 Yards:.....110 vs. Florida (12/30/20)
 TDs:.....1 (3x) MR: vs. Florida (12/30/20)
 Rec:.....1 (2x) MR: vs. Kansas (11/7/20)
 Yards:.....24 vs. Kansas (11/7/20)
 TD:.....N/A

#7 CB LATRELL McCUTCHIN

Tackles:..... 4 vs. Tulane (9/4/21)
 TFL:..... 1.0 vs. Tulane (9/4/21)
 Sacks:..... N/A
 INT:..... N/A
 PBU:..... 1 (2x) at Kansas (10/23/21)

#38 LB BRYAN MEAD

Tackles:..... 7 vs. Baylor (12/5/20)
 TFL:..... 0.5 vs. Missouri State (9/12/20)
 Sacks:..... 0.5 vs. Missouri State (9/12/20)
 INT:..... N/A
 PBU:..... 1 at Texas Tech (10/31/20)

#17 WR MARVIN MIMS

Rec:..... 7 vs. Iowa State (12/19/20)
 Yards:..... 136 vs. Texas (10/9/21)
 TDs:..... 2 (4x) MR: vs. Texas Tech (10/30/21)

#29 DB JORDAN MUKES

Tackles:..... 2 vs. W. Carolina (9/11/21)
 TFL:..... N/A
 Sacks:..... N/A
 INT:..... N/A
 PBU:..... N/A

#31 DL JALEN REDMOND

Tackles:..... 5 vs. Nebraska (9/18/21)
 TFL:..... 2.5 vs. Baylor (12/7/19)
 Sacks:..... 1.5 (2x) MR vs. Nebraska (9/18/21)
 INT:..... N/A
 PBU:..... 1 (2x) MR: vs. TCU (11/23/19)

#92 DL KORI ROBERSON

Tackles:..... 4 vs. West Virginia (9/25/21)
 TFL:..... 1.0 (3x) MR vs. West Virginia (9/25/21)
 Sacks:..... 1.0 at TCU (10/24/20)
 INT:..... N/A
 PBU:..... 1 vs. Baylor (12/5/20)

#19 QB RALPH RUCKER

Comp:..... 2 vs. W. Carolina (9/11/21)
 Att:..... 2 vs. W. Carolina (9/11/21)
 Pass Yds:..... 20 vs. W. Carolina (9/11/21)
 Pass TDs:..... N/A
 Rush Yds:..... N/A
 Rush TDs:..... N/A

#20 OLB CLAYTON SMITH

Tackles:..... 1 (2x) MR: vs. Texas Tech (10/30/21)
 TFL:..... 0.5 vs. Tulane (9/4/21)
 Sacks:..... N/A
 INT:..... N/A
 PBU:..... N/A

#89 WR DAMON SMITH

Rec:..... 2 vs. Missouri State (9/12/20)
 Yards:..... 7 vs. Missouri State (9/12/20)
 TDs:..... N/A

#96 DL LARON STOKES

Tackles:..... 3 (4x) MR: vs. Florida (12/30/20)
 TFL:..... 1.5 vs. West Virginia (10/19/19)
 Sacks:..... 0.5 vs. TCU (11/23/19)
 INT:..... N/A
 PBU:..... 1 vs. Baylor (12/5/20)

#12 WR DRAKE STOOPS

Rec:..... 3 (3x) MR: vs. Texas Tech (10/30/21)
 Yards:..... 93 vs. Kansas State (9/26/20)
 TDs:..... 1 (3x) MR: vs. Texas Tech (10/30/21)

#33 DE MARCUS STRIPLING

Tackles:..... 2 vs. Kansas (11/7/20)
 TFL:..... 1.5 vs. Kansas (11/7/20)
 Sacks:..... 1.5 vs. Kansas (11/7/20)
 INT:..... N/A
 PBU:..... N/A

#28 LB DANNY STUTSMAN

Tackles:..... 8 vs. W. Carolina (9/11/21)
 TFL:..... 0.5 (3x) MR: vs. Baylor (11/13/21)
 Sacks:..... 0.5 (2x) MR: vs. Baylor (11/13/21)
 INT:..... N/A
 PBU:..... N/A

#31 TE/H-BACK JACKSON SUMLIN

Rec:..... 3 vs. W. Carolina (9/11/21)
 Yards:..... 19 vs. W. Carolina (9/11/21)
 TDs:..... N/A

#95 DL ISAIAH THOMAS (OPTED OUT OF BOWL)

Tackles:..... 6 vs. Baylor (12/5/20)
 TFL:..... 3.0 vs. Baylor (12/5/20)
 Sacks:..... 2.5 vs. Baylor (12/5/20)
 INT:..... N/A
 PBU:..... 2 vs. Texas Tech (10/30/21)

#32 S DELARRIN TURNER-YELL

Tackles:..... 11 vs. Iowa State (11/20/21)
 TFL:..... 3.0 vs. Baylor (12/7/19)
 Sacks:..... 0.5 vs. Texas (10/10/20)
 INT:..... 1 (4x) MR: vs. Iowa State (11/20/21)
 PBU:..... 1 (6x) MR: vs. West Virginia (9/25/21)

#2 LB DAVID UGWOGGBU

Tackles:..... 7 vs. TCU (10/16/21)
 TFL:..... 2.0 (2x) MR: vs. Texas (10/10/20)
 Sacks:..... 1.0 (2x) MR: vs. Texas (10/10/20)
 INT:..... 1 vs. Okla. State (11/21/20)
 PBU:..... 1 at Okla. State (11/30/20)

#30 LB BRYNDEN WALKER

Tackles:..... 2 at Texas Tech (10/31/20)
 TFL:..... 0.5 vs. Kansas (11/7/20)
 Sacks:..... 0.5 vs. Kansas (11/7/20)
 INT:..... N/A
 PBU:..... N/A

#0 CB WOODI WASHINGTON

Tackles:..... 10 vs. LSU (12/28/19)
 TFL:..... N/A
 Sacks:..... N/A
 INT:..... 2 at Okla. State (11/27/21)
 PBU:..... 1 (5x) MR: at Okla. State (11/27/21)

#10 WR THEO WEASE

Rec:..... 8 vs. Texas (10/10/20)
 Yards:..... 105 at Texas Tech (10/31/20)
 TDs:..... 2 vs. Okla. State (11/21/20)

#81 WR TREVON WEST

Rec:..... 4 vs. Missouri State (9/12/20)
 Yards:..... 59 vs. Missouri State (9/12/20)
 TDs:..... N/A

#45 LB JOSEPH WETÉ

Tackles:..... 1 vs. Missouri State (9/12/20)
 TFL:..... N/A
 Sacks:..... N/A
 INT:..... N/A
 PBU:..... N/A

#23 LB DASHAUN WHITE

Tackles:..... 10 vs. Nebraska (9/18/21)
 TFL:..... 1.5 (3x) MR: vs. TCU (10/16/21)
 Sacks:..... 1.5 vs. Missouri State (9/12/20)
 INT:..... N/A
 PBU:..... 1 (2x) MR: at Texas Tech (10/31/20)

#13 LB SHANE WHITTER

Tackles:..... 5 vs. Kansas (11/7/20)
 TFL:..... 1.5 vs. West Virginia (9/25/21)
 Sacks:..... N/A
 INT:..... N/A
 PBU:..... 1 vs. Florida (12/30/20)

#13 QB CALEB WILLIAMS

Comp:..... 23 vs. Texas Tech (10/30/21)
 Att:..... 39 at Okla. State (11/27/21)
 Pass Yds:..... 402 vs. Texas Tech (10/30/21)
 Pass TDs:..... 6 vs. Texas Tech (10/30/21)
 Rush Yds:..... 88 vs. Texas (10/9/21)
 Rush TDs:..... 1 (5x) MR: vs. Iowa State (11/20/21)

#4 WR MARIO WILLIAMS

Rec:..... 6 vs. Tulane (9/4/21)
 Yards:..... 100 vs. Texas Tech (10/30/21)
 TDs:..... 1 (4x) MR: vs. Iowa State (11/20/21)

#9 TE/H-BACK BRAYDEN WILLIS

Rec:..... 4 at Kansas State (10/2/21)
 Yards:..... 51 vs. W. Carolina (9/11/21)
 TDs:..... 1 (5x) MR: vs. Texas Tech (10/30/21)

#8 DL PERRION WINFREY (OPTED OUT OF BOWL)

Tackles:..... 4 vs. Baylor (12/5/20)
 TFL:..... 2.0 (2x) MR: at Okla. State (11/27/21)
 Sacks:..... 1.5 vs. W. Carolina (9/11/21)
 INT:..... N/A
 PBU:..... 1 (3x) MR: vs. Baylor (12/5/20)

#8 WR MICHAEL WOODS II (*AT ARKANSAS)

Rec:..... 8 vs. West Virginia (9/25/21)
 Yards:..... *140 vs. LSU (11/21/20)
 TDs:..... *2 at Florida (11/14/20)

THE LAST TIME...

INDIVIDUAL

Rushed 30 times

OU: 37, Samaje Perine vs. Oklahoma State (12/3/16)
Opp.: 30, Justice Hill, Oklahoma State (11/4/17)

Rushed 40 times

OU: 55, Steve Owens at Oklahoma State (11/29/69)
Opp.: 40, Ricky Williams, Texas (10/11/97)

Rushed 50 times

OU: 55, Steve Owens at Oklahoma State (11/29/69)
Opp.: Has not happened since at least 1996

Rushed for 100 yards

OU: 139, Kennedy Brooks at Oklahoma State (11/27/21)
Opp.: 148, Abram Smith and 107, Gerry Bohanon, Baylor (11/13/21)

Quarterback rushed for 100 yards

OU: 173, Jalen Hurts vs. TCU (11/23/19)
Opp.: 107, Gerry Bohanon, Baylor (11/13/21)

Rushed for 200 yards

OU: 217, Kennedy Brooks vs. Texas (10/9/21)
Opp.: 252, Pooka Williams, Kansas (11/17/18)

Rushed for 300 yards

OU: 427, Samaje Perine vs. Kansas (11/22/14)
Opp.: 331, Justin Crawford, West Virginia (11/19/16)

Rushed for 400 yards

OU: 427, Samaje Perine vs. Kansas (11/22/14)
Opp.: Never

Two 100-yard rushers

OU: 186, Rhamondre Stevenson and 110, Marcus Major vs. Florida (12/30/20)
Opp.: 148, Abram Smith and 107, Gerry Bohanon, Baylor (11/13/21)

Three 100-yard rushers

OU: 146, Trevor Knight, 144, Alex Ross & 110 Samaje Perine at Iowa St. (11/1/14)
Opp.: Never

Had a 70-yard run from scrimmage

OU: 74, Caleb Williams vs. Iowa State (11/20/21)
Opp.: 75, Sony Michel, Georgia (1/1/18)

Had an 80-yard run from scrimmage

OU: 86, Kennedy Brooks vs. Kansas State (10/27/18)
Opp.: 81, D'Onta Foreman, Texas (10/10/15)

Had a 90-yard run from scrimmage

OU: 99, Abdul Adams at Baylor (9/23/17)
Opp.: 99, Eric Vann, Kansas (10/4/97)

Rushed for three touchdowns

OU: 3, Rhamondre Stevenson at Texas Tech (10/31/20)
Opp.: 3, Skylar Thompson, Kansas State (9/26/20)

Rushed for four touchdowns

OU: 4, Rodney Anderson vs. West Virginia (11/25/17)
Opp.: 4, Sam Ehlinger, Texas (10/10/20)

Rushed for five touchdowns

OU: 5, Samaje Perine vs. Kansas (11/22/14)
Opp.: Never

Rushed for six touchdowns

OU: 6, Quentin Griffin vs. Texas (10/7/00)
Opp.: Never

Passed for 300 yards

OU: 402, Caleb Williams vs. Texas Tech (10/30/21)
Opp.: 388, Casey Thompson, Texas (10/9/21)

Passed for 400 yards

OU: 402, Caleb Williams vs. Texas Tech (10/30/21)
Opp.: 493, Joe Burrow, LSU (12/28/19)

Passed for 500 yards

OU: 598, Baker Mayfield at Oklahoma State (11/4/17)
Opp.: 539, Will Grier, West Virginia (11/23/18)

Attempted 40 passes

OU: 41, Spencer Rattler vs. Kansas State (9/26/20)
Opp.: 41, Brock Purdy, Iowa State (11/20/21)

Attempted 50 passes

OU: 71, Landry Jones vs. Oklahoma State (11/24/12)
Opp.: 56, Charlie Brewer, Baylor (12/5/20)

Attempted 60 passes

OU: 71, Landry Jones vs. Oklahoma State (11/24/12)
Opp.: 60, Charlie Brewer, Baylor (9/29/18)

Threw three touchdown passes

OU: 3, Caleb Williams at Oklahoma State (11/27/21)
Opp.: 4, Max Duggan, TCU (10/16/21)

Threw four touchdown passes

OU: 6, Caleb Williams vs. Texas Tech (10/30/21)
Opp.: 4, Max Duggan, TCU (10/16/21)

Threw five touchdown passes

OU: 6, Caleb Williams vs. Texas Tech (10/30/21)
Opp.: 5, Casey Thompson, Texas (10/9/21)

Threw six touchdown passes

OU: 6, Caleb Williams vs. Texas Tech (10/30/21)
Opp.: 7, Joe Burrow, LSU (12/28/19)

Non-quarterback touchdown pass

OU: 4 yards, Nick Basquine to Jalen Hurts at Oklahoma State (11/30/19)
Opp.: 9 yards, Pooka Williams to Jeremiah Booker, Kansas (11/17/18)

Caught 10 passes

OU: 10, CeeDee Lamb vs. Texas (10/12/19)
Opp.: 12, Charlie Kolar, Iowa State (11/20/21)

Had 100 yards receiving

OU: 135, Marvin Mims; 100, Mario Williams vs. Texas Tech (10/30/21)
Opp.: 152, Charlie Kolar, Iowa State (11/20/21)

Two 100-yard receivers

OU: 135, Marvin Mims; 100, Mario Williams vs. Texas Tech (10/30/21)
Opp.: 225, Gary Jennings; 131, David Sills V, West Virginia (11/23/18)

Had 150 yards receiving

OU: 173, CeeDeeLamb vs. Baylor (12/7/19)
Opp.: 152, Charlie Kolar, Iowa State (11/20/21)

Had 200 yards receiving

OU: 243, Marquise Brown at West Virginia (11/23/18)
Opp.: 261, Xavier Worthy, Texas (10/9/21)

Had a 70-yard pass completion

OU: 71, Jalen Hurts to CeeDee Lamb vs. Baylor (12/7/19)
Opp.: 75, Max Duggan to Quentin Johnston, TCU (10/16/21)

Had an 80-yard pass completion

OU: 82, Kyler Murray to CeeDee Lamb, vs. Kansas State (10/27/18)
Opp.: 81, Jacob Zeno to Trestan Ebner, Baylor (12/7/19)

Had a 90-yard pass completion

OU: 90, Eric Moore to P.J. Mills vs. Iowa State (10/7/95)
Opp.: 90, Jake Waters to Tyler Lockett, Kansas State (11/23/13)

Caught two touchdown passes

OU: 2, Marvin Mims vs. Texas Tech (10/30/21)
Opp.: 3, Quentin Johnston, TCU (10/16/21)

Caught three touchdown passes

OU: 3, Jadon Haselwood vs. TCU (10/16/21)
Opp.: 3, Quentin Johnston, TCU (10/16/21)

Caught four touchdown passes

OU: 4, Kenny Stills at West Virginia (11/17/12)
Opp.: 4, Justin Jefferson, LSU (12/28/19)

100-yard rusher and 100-yard receiver

OU: 217 (rush), Kennedy Brooks, 136 (rec.), Marvin Mims vs. Texas (10/9/21)
Opp.: 101 (rec.), Kwamie Lassiter II, 100 (rush), Devin Neal, Kansas (10/23/21)

100-yard rusher and 100-yard receiver (same player)

OU: 151 (rush) and 139 (rec.) Rodney Anderson vs. TCU (11/11/17)
Opp.: Has not happened since at least 1996

150-yard rusher and 150-yard receiver

OU: 182 (rush), Kennedy Brooks and 114 (rush) Kyler Murray, 243 (rec.), Marquise Brown at West Virginia (11/23/18)

Opp.: 161 (rush), Zack Langer, 189 (rec.), Keyarris Garrett, Tulsa (9/19/15)

200-yard rusher and 200-yard receiver

OU: 263 (rush), Joe Mixon, 202 (rec.), Dede Westbrook at Texas Tech (10/22/16)
Opp.: 344 (rush), Tavon Austin, 205 (rec.), Stedman Bailey, West Virginia (11/17/12)

Returned a punt for a touchdown

OU: 71, Dede Westbrook vs. Kansas (10/29/16)
Opp.: 92, Tyreek Hill, Oklahoma State (12/6/14)

Returned a kickoff for a touchdown

OU: 97, Joe Mixon vs. Ohio State (9/17/16)
Opp.: 100, Brennan Presley, Oklahoma State (11/27/21)

Returned an interception for a touchdown

OU: 45, Tre Norwood vs. Florida (12/30/20)
Opp.: 98, Vernon Scott, TCU (11/23/19)

Returned a fumble for a touchdown

OU: 42, Jalen Redmond vs. Iowa State (11/20/21)
Opp.: 63, Cassius Sendish, Kansas (11/22/14)

Returned a blocked field goal for a touchdown

OU: 48, Darryl Bright vs. Texas Tech (11/21/98)
Opp.: Under research

Returned a blocked punt for a touchdown

OU: 0, Austin Stogner vs. West Virginia (10/19/19)
Opp.: 24, Nathan Jeffery, UTEP (9/1/12)

Had 10 tackles

OU: 11, Brian Asamoah at Oklahoma State (11/27/21)
Opp.: 11, Malcolm Rodriguez; 10, Devin Harper, Oklahoma State (11/27/21)

Had 15 tackles

OU: 15, Kenneth Murray vs. Alabama (12/29/18)
Opp.: 16, Garret Wallow, TCU (11/23/19)

Had 20 tackles

OU: 28, Kenneth Murray; 23, Curtis Bolton vs. Army (9/22/18)
Opp.: 21, Jalen Reeves-Maybin, Tennessee (9/12/15)

Had multiple interceptions

OU: 2, Woodi Washington at Oklahoma State (11/27/21)
Opp.: 2, Dylan Haines, Texas (10/8/16)

Had at least 2.0 sacks

OU: 2.0, Isaiah Thomas vs. Iowa State (11/20/21)
Opp.: 2.0, Malcolm Rodriguez; 2.0, Collin Oliver Oklahoma State (11/27/21)

Blocked a punt

OU: David Ugwoegbu vs. Texas (10/10/20)
Opp.: DeMarvion Overshown, Texas (10/9/21)

Blocked a field goal

OU: Perrion Winfrey vs. Texas (10/10/20)
Opp.: Lorenzo Carter, Georgia (1/1/18)

Blocked an extra point attempt

OU: Isaiah Coe vs. Nebraska (9/18/21)
Opp.: Team, Kansas (11/17/18)

Recorded a safety

OU: Perrion Winfrey at Oklahoma State (11/27/21) (Forced fumble)
Opp.: Team, Texas A&M (11/6/10) (Bad snap thru end zone)

Made three field goals

OU: 4, Gabe Brkic vs. Texas (10/9/21)
Opp.: 3, John Mayers, Baylor (12/7/19)

Made a 50-yard field goal

OU: 53, Gabe Brkic vs. Texas Tech (10/30/21)
Opp.: 55, Rodrigo Blankenship, Georgia (1/1/18)

Had a 70-yard punt

OU: 85, Michael Turk vs. Texas (10/9/21)
Opp.: 78, Cameron Dicker, Texas (10/9/21)

Converted a two-point conversion

OU: Spencer Rattler pass to Drake Stoops vs. Texas (10/9/21)
Opp.: Deuce Watts rush, Tulane (9/4/21)

Returned a blocked PAT for a two-point conversion:

OU: Patrick Fields vs. Nebraska (9/18/21)
Opp.: Quandre Diggs, Texas (10/13/12)

Returned a two-point PAT attempt for a two-point conversion:

OU: Robert Barnes at Texas Tech (11/3/18)
Opp.: N/A

TEAM**Scored 40 points**

OU: 52-21, vs. Texas Tech (10/30/21)
Opp: 48-55, Texas (10/9/21)

Scored 50 points

OU: 52-21, vs. Texas Tech (10/30/21)
Opp: 63-28, LSU (12/28/19)

Scored 60 points

OU: 76-0, vs. Western Carolina (9/11/21)
Opp: 63-28, LSU (12/28/19)

Scored 70 points

OU: 76-0, vs. Western Carolina (9/11/21)
Opp.: 73-21, Nebraska (11/2/96)

Posted a shutout

OU: 76-0, vs. Western Carolina (9/11/21)
Opp.: 29-0, at Texas A&M (11/7/98)

Rushed for 200 yards

OU: 209, vs. Iowa State (11/20/21)
Opp.: 296, Baylor (11/13/21)

Rushed for 300 yards

OU: 339, vs. Texas (10/9/21)
Opp.: 348, Kansas (11/17/18)

Rushed for 400 yards

OU: 435, vs. Florida (12/30/20)
Opp.: 458 at West Virginia (11/17/12)

Rushed for 500 yards

OU: 510, Kansas (11/22/14)
Opp.: Never

Rushed for 600 yards

OU: 768 vs. Kansas State (10/15/88)
Opp.: Never

Rushed for 700 yards

OU: 768 vs. Kansas State (10/15/88)
Opp.: Never

Rushed for less than 100 yards

OU: 78 vs. Baylor (11/13/21)
Opp.: 51, Iowa State (11/20/21)

Rushed for five touchdowns

OU: 5 vs. Western Carolina (9/11/21)
Opp.: 6, Kansas State (10/26/19)

Rushed for six touchdowns

OU: 6 vs. Kansas (11/7/20)
Opp.: 6, Kansas State (10/26/19)

Rushed for seven touchdowns

OU: 7, Texas Tech (10/24/15)
Opp.: 8, Nebraska (11/1/97)

Rushed for eight touchdowns

OU: 8, Florida A&M (9/8/12)
Opp.: 8, Nebraska (11/1/97)

Passed for 300 yards

OU: 469, vs. Texas Tech (10/30/21)
Opp.: 310, Iowa State (11/20/21)

Passed for 400 yards

OU: 469, vs. Texas Tech (10/30/21)
Opp.: 532, LSU (12/28/19)

Passed for 500 yards

OU: 598, at Oklahoma State (11/4/17)
Opp.: 532, LSU (12/28/19)

Passed for less than 100 yards

OU: 96, Iowa State (11/20/21)
Opp.: 65, TCU (11/23/19)

Passed for five touchdowns

OU: 7, vs. Texas Tech (10/30/21)
Opp.: 5, Texas (10/9/21)

Passed for six touchdowns

OU: 7, vs. Texas Tech (10/30/21)
Opp.: 7, LSU (12/28/19)

Gained 500 yards total offense

OU: 541, vs. Texas Tech (10/30/21)
Opp.: 529, TCU (10/16/21)

Gained 600 yards total offense

OU: 662, vs. Texas (10/9/21)
Opp.: 692, LSU (12/28/19)

Gained 700 yards total offense

OU: 733, vs. South Dakota (9/7/19)
Opp.: 704, West Virginia (11/23/18)

Gained 800 yards total offense

OU: 854, at Texas Tech (10/22/16)
Opp.: 854, Texas Tech (10/22/16)

Held under 100 total yards

OU: 83, vs. Navy (10/2/65)
Opp.: 44 vs. Idaho State (9/12/09)

Held under 200 total yards

OU: 171, vs. Texas (10/8/05)
Opp.: 178, vs. Western Carolina (9/11/21)

BEST OF THE 2000s

INDIVIDUAL

OFFENSE

Rushing Yards

427, Samaje Perine vs. Kansas (11/22/14)*
263, Joe Mixon at Texas Tech (10/22/16)
249, Adrian Peterson at Oklahoma State (10/30/04)
248, Quentin Griffin vs. Texas (10/12/02)
242, Samaje Perine at West Virginia (9/20/14)

Rushing Attempts

37, Samaje Perine vs. Oklahoma State (12/3/16)
36, Adrian Peterson at Kansas State (10/16/04)
35, Samaje Perine vs. Texas (10/8/16)
35, DeMarco Murray vs. Utah State (9/4/10)
35, Allen Patrick at Missouri (10/28/06)
35, Allen Patrick vs. Colorado (10/21/06)

Rushing Touchdowns

6, Quentin Griffin vs. Texas (10/7/00)*
5, Samaje Perine vs. Kansas (11/22/14)
5, DeMarco Murray vs. North Texas (9/1/07)
4, Done 8 times, MR:
Rodney Anderson vs. West Virginia (11/25/17)

Passing Yards

598, Baker Mayfield at Oklahoma State (11/4/17)*
554, Landry Jones at West Virginia (11/17/12)
545, Baker Mayfield at Texas Tech (10/22/16)
505, Landry Jones at Kansas State (10/29/11)
500, Landry Jones vs. Oklahoma State (11/24/12)

Pass Completions

46, Landry Jones vs. Oklahoma State (11/24/12)*
38, Landry Jones at West Virginia (11/17/12)
37, Landry Jones at Oklahoma State (11/27/10)
36, Done 5 times, MR: Landry Jones at Baylor (11/19/11)

Pass Attempts

71, Landry Jones vs. Oklahoma State (11/24/12)*
62, Landry Jones at Oklahoma State (11/27/10)
59, Landry Jones at Texas A&M (11/6/10)
58, Landry Jones at Nebraska (11/7/09)
55, Landry Jones vs. Texas Tech (10/22/11)

Passing Touchdowns

7, Baker Mayfield at Texas Tech (10/22/16)*
6, Caleb Williams vs. Texas Tech (10/30/21)
6, Kyle Murray vs. Baylor (9/29/18)
6, Landry Jones at West Virginia (11/17/12)
6, Landry Jones vs. Tulsa (9/19/09)
5, Done 19 times, MR: Spencer Rattler vs. Western Carolina (9/11/21)

Receptions

15, Sterling Shepard vs. Kansas State (10/18/14)*
15, Justin Brown vs. Oklahoma State (11/24/12)*
15, Jalen Saunders vs. Notre Dame (10/27/12)*
15, Ryan Broyles vs. Iowa State (10/16/10)*
14, Sterling Shepard at Baylor (11/14/15)
14, Ryan Broyles at Kansas State (10/29/11)
14, Ryan Broyles vs. Tulsa (9/3/11)

Receiving Yards

265, Marquise Brown at Oklahoma State (11/4/17)*
243, Marquise Brown at West Virginia (11/23/18)
232, Dede Westbrook vs. Texas (10/8/16)
217, Ryan Broyles at Kansas (10/15/11)
215, Sterling Shepard at TCU (10/4/14)

Receiving Touchdowns

4, Kenny Stills at West Virginia (11/17/12)*
4, Jermaine Gresham vs. Texas A&M (11/3/07)*
4, Trent Smith at Kansas (10/13/01)*
3, Done 15 times, MR: CeeDee Lamb vs. Texas Tech (9/28/19)

Total Offense

589, Baker Mayfield at Oklahoma State (11/4/17)*
572, Baker Mayfield vs. Tulsa (9/19/15)
564, Baker Mayfield at Texas Tech (10/22/16)
554, Landry Jones at West Virginia (11/17/12)
508, Jalen Hurts vs. Houston (9/1/19)

All-Purpose Yards

446, Samaje Perine vs. Kansas (11/22/14)*
377, Joe Mixon at Texas Tech (10/22/16)
316, Ryan Broyles vs. Oklahoma State (11/28/09)
301, Ryan Broyles at Kansas (10/15/11)
290, Rodney Anderson vs. TCU (11/11/17)

Tackles

28, Kenneth Murray vs. Army (9/22/18)
23, Curtis Bolton vs. Army (9/22/18)
19, Dominique Alexander vs. Texas (10/12/13)
19, Travis Lewis vs. Texas (10/11/08)
19, Lance Mitchell at Missouri (10/5/02)

Tackles for Loss

5.0, Pryce Macon vs. Nebraska (12/4/10)
5.0, Rufus Alexander vs. Middle Tennessee (9/23/06)
5.0, Teddy Lehman vs. Kansas State (12/6/03)
5.0, Jimmy Wilkerson at Baylor (11/4/00)
4.0, many times, MR: Ronnie Perkins at Baylor (11/16/19)

Sacks

3.0, 15 times, MR: Nik Bonitto vs. Kansas (11/7/20)

Interceptions

3, Tony Jefferson vs. Ball State (10/1/11)*
3, J.T. Thatcher vs. Kansas (9/30/00)*
2, 24 times, MR: Woodi Washington at Okla. State (11/27/21)

Pass Breakups

5, Derrick Strait vs. Oklahoma State (11/24/01)
4, 9 times, MR: Tre Brown vs. Baylor (9/29/18)

SPECIAL TEAMS

Field Goals Made

4, 10 times, MR: Gabe Brkic vs. Texas (10/9/21)*

LONGEST PLAYS

Rush

99, Abdul Adams at Baylor (9/23/17)*#
95, Damien Williams vs. Texas (10/13/12)#
92, DeMarco Murray vs. Utah State (9/15/07)#
89, Damien Williams vs. Florida A&M (9/8/12)#
86, Kennedy Brooks vs. Kansas State (10/27/18)#
84, Adrian Peterson vs. Oklahoma State (11/26/05)#

Pass Play

88, Baker Mayfield to Dede Westbrook vs. Kansas State (10/15/16)#
87, Kyle Murray to Marquise Brown vs. Tulane (9/16/17)#
86, Landry Jones to Cameron Kenney at OSU (11/27/10)#
86, Kyle Murray to CeeDee Lamb vs. Baylor (9/29/18)#
84, Baker Mayfield to Marquise Brown at Oklahoma State (11/4/17)#
82, Kyle Murray to CeeDee Lamb vs. Kansas State (10/27/18)#
82, Baker Mayfield to CeeDee Lamb vs. Tulane (9/16/17)#
82, Blake Bell to Jaz Reynolds vs. Tulsa (9/14/13)

Punt

85, Michael Turk vs. Texas (10/9/21)
85, Tress Way vs. Utah State (9/4/10)
75, Tress Way at TCU (12/1/12)
75, Michael Cohen at Texas A&M (11/4/06)
74, Tress Way vs. Oklahoma State (11/28/09)
73, Cody Freeby at Texas Tech (11/19/05)

Field Goal

56, Gabe Brkic vs. Western Carolina (9/11/21)
56, Gabe Brkic vs. Tulane (9/4/21)
55, Gabe Brkic vs. Tulane (9/4/21)
54, Gabe Brkic vs. Iowa State (12/19/20)
53, Gabe Brkic vs. Texas Tech (10/30/21)
53, Michael Hunnicutt at Kansas State (10/29/11)
53, Garrett Hartley vs. Utah State (9/15/07)
52, Garrett Hartley vs. Texas (10/8/05)
51, Austin Seibert vs. West Virginia (11/25/17)
51, Gabe Brkic vs. Tulane (9/4/21)
51, Gabe Brkic at Iowa State (10/3/20)
50, Garrett Hartley at Nebraska (10/29/05)
50, Gabe Brkic vs. Baylor (12/5/20)
50, Gabe Brkic vs. Kansas (11/7/20)

Punt Return

91, Antonio Perkins at Tulsa (8/30/02)#
91, Jalen Saunders vs. Iowa State (11/16/13)#
90, Justin Brown vs. Kansas (10/20/12)#
87, Ryan Broyles vs. Oklahoma State (11/28/09)#
84, Antonio Perkins vs. UCLA (9/20/03)#

Kick Return

100, Alex Ross at West Virginia (9/20/14)*#
100, Roy Finch vs. Kansas (10/20/12)*#
100, Mark Bradley at Iowa State (10/4/03)*#
97, Joe Mixon vs. Ohio State (9/17/16)#
93, J.T. Thatcher at Kansas State (10/14/00)

Interception Return

100, Julian Wilson vs. Tennessee (9/13/14)*#
97, Derrick Strait at Texas Tech (11/22/03)
85, Dominique Franks at Kansas (10/24/09)#
85, J.T. Thatcher vs. Texas Tech (11/18/00)#
80, Jordan Evans at West Virginia (11/19/16)#

Fumble Return

70, Nik Bonitto at Kansas State (10/2/21)*
69, Cory Heinecke at Air Force (9/1/01)#
61, Reggie Smith vs. Miami (FL) (9/8/07)#
56, Jamell Fleming vs. Texas (10/8/11)#
53, Keenan Clayton vs. Texas Tech (11/22/08)

* School record

Play resulted in a touchdown

TEAM

OFFENSE

First Downs

44, vs. Oklahoma State (11/24/12)
 41, at Iowa State (11/1/14)
 39, vs. Missouri (12/6/08)
 38, vs. Tulsa (9/19/15)
 37, vs. Iowa State (10/16/10)

Rushing Yards

510, vs. Kansas (11/22/14)
 510, at Iowa State (11/1/14)
 435, vs. Florida (12/30/20)
 405, vs. Texas Tech (10/24/15)
 405, vs. Iowa State (11/16/13)
 384, at Texas Tech (11/15/14)

Rushing Attempts

66, vs. Iowa State (10/19/02)
 64, vs. TCU (11/23/19)
 64, at West Virginia (11/19/16)
 63, vs. Oklahoma State (12/6/14)
 61, vs. Texas A&M (11/8/03)
 61, vs. Texas Tech (11/23/02)

Rushing Touchdowns

8, vs. Florida A&M (9/8/12)
 7, vs. Texas Tech (10/24/15)
 7, vs. North Texas (9/1/07)
 7, vs. Texas (10/7/00)
 6, vs. Kansas (11/7/20)
 6, at Texas Tech (10/31/20)
 6, vs. Texas (10/13/12)
 6, vs. Missouri (12/6/08)

Passing Yards

598, at Oklahoma State (11/4/17)
 554, at West Virginia (11/17/12)
 545, at Texas Tech (10/22/16)
 520, at Kansas State (10/29/11)
 512, vs. Oklahoma State (11/24/12)

Pass Completions

47, vs. Oklahoma State (11/24/12)
 39, vs. Tulsa (9/3/11)
 39, vs. Tulsa (11/3/01)
 38, at West Virginia (11/17/12)
 37, at Oklahoma State (11/27/10)
 37, at Kansas State (10/29/11)

Pass Attempts

73, vs. Oklahoma State (11/24/12)
 62, at Oklahoma State (11/27/10)
 60, at Texas A&M (11/6/10)
 58, at Nebraska (11/7/09)
 55, vs. Texas Tech (10/22/11)

Passing Touchdowns

7, vs. Texas Tech (10/30/21)
 7, at Texas Tech (10/22/16)
 6, vs. South Dakota (9/7/19)
 6 vs. Baylor (9/29/18)
 6, at West Virginia (11/17/12)
 6, vs. Tulsa (9/19/09)
 6, vs. Miami (FL) (9/8/07)
 5, 24 times, MR: vs. Western Carolina (9/11/21)

Total Offense

854, at Texas Tech (10/22/16)
 785, at Oklahoma State (11/4/17)
 773, vs. Tulsa (9/19/15)
 751, at Iowa State (11/1/14)
 733, vs. South Dakota (9/7/19)
 710, at Kansas (10/31/15)

Points

79, vs. North Texas (9/1/07)
 77, vs. Texas A&M (11/8/03)
 76, vs. Western Carolina (9/11/21)
 70, vs. South Dakota (9/7/19)
 69, vs. Florida A&M (9/8/12)
 68, vs. UTEP (9/14/02)
 66, at Texas Tech (10/22/16)
 66, at Texas A&M (11/8/08)

DEFENSE

Fewest First Downs Allowed

1, vs. Chattanooga (8/30/08)
 3, vs. Colorado (12/4/04)
 3, vs. Texas A&M (11/8/03)
 5, vs. Colorado (10/21/06)
 5, vs. Iowa State (10/19/02)
 5, vs. Texas A&M (11/10/01)

Fewest Rush Yards Allowed

-48, at Baylor (11/18/06)
 -22, vs. Idaho State (9/12/09)
 -7, at Texas Tech (11/17/01)
 -7, vs. Texas (10/7/00)
 -4, vs. Colorado (12/4/04)

Fewest Pass Yards Allowed

13, vs. Arkansas (1/1/02)
 16, at Kansas (10/19/13)
 20, vs. Chattanooga (8/30/08)
 25, at Baylor (11/4/00)
 32, vs. Texas A&M (11/8/03)
 40, vs. Army (9/22/18)

Fewest Completions Allowed

2, vs. Arkansas (1/1/02)
 3, vs. Army (9/22/18)
 3, vs. Chattanooga (8/30/08)
 3, vs. Colorado (10/21/06)
 4, vs. Texas A&M (11/8/03)
 4, vs. Iowa State (10/19/02)

Fewest Total Yards Allowed

36, vs. Chattanooga (8/30/08)
 44, vs. Idaho State (9/12/09)
 46, vs. Colorado (12/4/04)
 50, vs. Arkansas (1/1/02)
 54, vs. Texas A&M (11/8/03)

Fewest Points Allowed

0, 15 times, MR: vs. Western Carolina (9/11/21)

Most Sacks Recorded

9, vs. Kansas (11/7/20)
 9, vs. Texas (10/12/19)
 9, vs. Arkansas (1/1/02)
 9, at Nebraska (10/29/05)
 8, vs. Texas (10/8/11)
 7, 8 times, MR: vs. Iowa State (11/20/21)

Most Interceptions Recorded

5, at Texas Tech (11/22/03)
 5, vs. Kansas (9/30/00)
 4, vs. Texas Tech (10/24/15)
 4, vs. Texas (10/6/01)
 3, 25 times, MR: vs. TCU (11/21/15)

Most Turnovers Forced

7, vs. Kansas (9/30/00)
 7, vs. UTEP (9/2/00)
 6, vs. Texas (10/11/03)
 5, 10 times, MR: vs. West Virginia (10/3/15)

2021 RESULTS (OVERALL: 10-2 | BIG 12: 7-2 | HOME: 7-0 | AWAY: 2-2 | NEUTRAL: 1-0)

Date	CFP/AP/C	Opponent (Rank)	TV	Site	Result	Attend.	Top Passer	Top Rusher	Top Receiver	Top Tackler
9/4	(NA/2/3)	Tulane	ABC	Norman	W, 40-35	42,206	Rattler (30-39-304-2, 1 TD)	Brooks (14-87-1)	Mims (5-137-0)	Turner-Yell (10)
9/11	(NA/4/4)	Western Carolina	PPV	Norman	W, 76-0	83,538	Rattler (20-26-243-0, 5TD)	Gray (9-74-0)	Williams, M. (4-49-1)	Stutsman (8)
9/18	(NA/3/3)	Nebraska	FOX	Norman	W, 23-16	84,659	Rattler (24-34-214-0, 1 TD)	Gray (15-84-0)	Haselwood (6-61-0)	White (10)
9/25	(NA/4/3)	West Virginia	ABC	Norman	W, 16-13	84,353	Rattler (26-36-256-2, 1 TD)	Gray (12-38-0)	Woods (8-86-0)	Asamoah/Fields (9)
10/2	(NA/6/4)	at Kansas State	FOX	Manhattan, Kan.	W, 37-31	47,690	Rattler (22-25-243-1, 2 TD)	Brooks (15-91-1)	Mims (4-71-0)	Fields (9)
10/9	(NA/6/5)	vs. Texas (NA/21/23)	ABC	Dallas, Texas	W, 55-48	92,100	Williams (16-25-212-0, 2 TD)	Brooks (25-217-2)	Mims (5-136-2)	Asamoah (7)
10/16	(NA/4/3)	TCU	ABC	Norman	W, 52-31	84,391	Williams (18-23-295-0, 4 TD)	Brooks (20-153-1)	Haselwood (6-56-3)	Fields (8)
10/23	(NA/3/2)	at Kansas	ESPN	Lawrence, Kan.	W, 35-23	26,321	Williams (15-20-178-1, 2 TD)	Brooks (24-79-2)	Gray (3-42-0)	Asamoah/Lawrence (8)
10/30	(NA/4/4)	Texas Tech	ABC	Norman	W, 52-21	82,732	Williams (23-30-402-0, 6 TD)	Brooks (8-35-0)	Mims (4-135-2)	Fields/White (8)
11/13	(8/4/4)	at Baylor (13/18/18)	FOX	Waco, Texas	L, 14-27	46,782	Williams (10-19-146-2, 0 TD)	Brooks (15-55-1)	Woods (4-53-0)	Asamoah (14)
11/20	(13/12/11)	Iowa State	FOX	Norman	W, 28-21	82,685	Williams (8-18-87-1, 0 TD)	Brooks (17-115-0)	Williams, M. (2-18-1)	Turner-Yell (1)
11/27	(10/10/9)	at Okla. State (7/7/7)	ABC	Stillwater, Okla.	L, 33-37	54,990	Williams (20-39-252-0, 3 TD)	Brooks (22-139-0)	Hall (4-76-0)	Asamoah (12)
12/29	(16/14/13)	vs. Oregon (14/15/15)	ESPN	San Antonio, Texas						

TEAM STATISTICS

	OU	OPP
SCORING	461	303
Points Per Game	38.4	25.3
Points Off Turnovers	75	34
FIRST DOWNS	264	249
Rushing	98	89
Passing	147	140
Penalty	19	20
RUSHING YARDAGE	2116	1486
Yards gained rushing	2421	1848
Yards lost rushing	305	362
Rushing Attempts	405	409
Average Per Rush	5.2	3.6
Average Per Game	176.3	123.8
TDs Rushing	26	14
PASSING YARDAGE	3183	3097
Comp-Att-Int	258-376-9	266-405-10
Average Per Pass	8.5	7.6
Average Per Catch	12.3	11.6
Average Per Game	265.3	258.1
TDs Passing	29	23
TOTAL OFFENSE	5299	4583
Total Plays	781	814
Average Per Play	6.8	5.6
Average Per Game	441.6	381.9
KICK RETURNS: #-Yards	11-220	31-765
PUNT RETURNS: #-Yards	11-45	14-108
INT RETURNS: #-Yards	10-92	9-2
KICK RETURN AVERAGE	20.0	24.7
PUNT RETURN AVERAGE	4.1	7.7
INT RETURN AVERAGE	9.2	0.2
FUMBLES-LOST	15-4	31-12
PENALTIES-Yards	79-658	77-635
Average Per Game	54.8	52.9
PUNTS-Yards	34-1692	44-1942
Average Per Punt	49.8	44.1
Net punt average	43.9	42.6
KICKOFFS-Yards	89-5340	60-3532
Average Per Kick	60.0	58.9
Net kick average	36.3	37.3
TIME OF POSSESSION/Game	29:14	30:45
3RD-DOWN Conversions	57/136	61/164
3rd-Down Pct	42%	37%
4TH-DOWN Conversions	9/14	22/35
4th-Down Pct	64%	63%
SACKS BY-Yards	30-198	33-183
MISC YARDS	0	0
TOUCHDOWNS SCORED	57	39
FIELD GOALS-ATTEMPTS	19-25	11-17
ON-SIDE KICKS	0-1	2-5
RED-ZONE SCORES	(54-56) 96%	(38-45) 84%
RED-ZONE TOUCHDOWNS	(43-56) 77%	(28-45) 62%
PAT-ATTEMPTS	(57-57) 100%	(34-35) 97%
ATTENDANCE	544564	175783
Games/Avg Per Game	7/77795	4/43946
Neutral Site Games	-	1/92100

SCORE BY QUARTERS

	1st	2nd	3rd	4th	OT	TOTAL
Oklahoma	97	129	117	118	—	461
Opponents	101	43	54	105	—	303

RUSHING

Name	G	Att	Gain	Loss	Net	Avg	TD	Long	Avg/G
Brooks, Kennedy	12	184	1147	36	1111	6.0	10	65	92.6
Williams, Caleb	10	72	567	159	408	5.7	6	74	40.8
Gray, Eric	12	70	341	11	330	4.7	2	18	27.3
Rattler, Spencer	9	43	147	70	77	1.8	3	22	8.6
Hudson, Todd	1	9	30	5	25	2.8	2	12	25.0
Hall, Jeremiah	12	5	22	0	22	4.4	1	6	1.8
Major, Marcus	5	5	29	0	29	5.8	0	8	5.8
Knowles, Jaden	12	4	37	0	37	9.2	2	29	3.1
West, Trevon	11	1	66	0	66	66.0	0	66	6.0
Woods, Mike	12	2	78	0	78	39.0	0	66	6.5
Mims, Marvin	12	1	15	0	15	15.0	0	15	1.3
Williams, Mario	11	1	1	0	1	1.0	0	1	0.1
TEAM	12	8	0	24	-24	-3.0	0	0	-2.0
Total	12	405	2421	305	2116	5.2	26	74	176.3
Opponents	12	409	1848	362	1486	3.6	14	75	123.8

PASSING

Name	G	Effic	Comp-Att-Int	Pct	Yds	TD	Long	Avg/G
Rattler, Spencer	9	155.55	140-187-5	74.9	1483	11	50	164.8
Williams, Caleb	10	166.7	115-184-4	62.5	1670	18	67	167.0
Rucker, Ralph	1	184.00	2-2-0	100.0	20	0	12	20.0
Williams, Mario	11	184.00	1-1-0	100.0	10	0	10	0.9
TEAM	12	0.00	0-2-0	0.0	0	0	0	0.0
Total	12	160.4	258-376-9	68.6	3183	29	67	265.3
Opponents	12	143.7	266-405-10	65.7	3097	23	75	258.1

RECEIVING

Name	G	No	Yds	Avg	TD	Long	Avg/G
Haselwood, Jadon	12	39	399	10.2	6	50	33.3
Williams, Mario	11	33	347	10.5	4	36	31.5
Woods, Michael II	10	32	381	11.9	2	59	38.1
Mims, Marvin	12	30	648	21.6	4	67	54.0
Hall, Jeremiah	12	30	320	10.7	4	50	26.7
Gray, Eric	12	18	204	11.3	1	38	17.0
Stoops, Drake	9	15	185	12.3	1	31	20.6
Willis, Brayden	12	15	177	11.8	2	28	14.8
Stogner, Austin	12	14	166	11.9	3	29	13.8
Darby, Brian	6	7	102	14.6	2	42	17.0
Brooks, Kennedy	12	6	49	8.2	0	25	4.1
Jackson, Cody	2	5	45	9.0	0	12	22.5
West, Trevon	12	4	45	11.3	0	35	3.8
Sumlin, Jackson	10	4	25	6.3	0	11	2.5
Knowles, Jaden	11	2	65	32.5	0	57	5.9
Major, Marcus	5	1	12	12.0	0	12	2.4
Groos, Carsten	1	1	8	8.0	0	8	8.0
Farooq, Jalil	7	1	5	5.0	0	5	0.7
Smith, Damon	7	1	0	0.0	0	0	0.0
Total	12	258	3183	12.3	29	67	265.3
Opponents	12	266	3097	11.6	23	75	258.1

PUNT RETURNS

Name	No.	Yds	Avg	TD	Long
Mims, Marvin	9	45	5.0	0	18
Gray, Eric	2	0	0.0	0	0
Total	11	45	4.1	0	18
Opponents	15	125	8.3	0	22

KICK RETURNS

Name	No.	Yds	Avg	TD	Long
Williams, Mario	5	108	21.6	0	31
Gray, Eric	3	48	16.0	0	23
Mims, Marvin	2	51	25.5	0	31
Major, Marcus	1	13	13.0	0	13
Total	11	220	20.0	0	31
Opponents	31	765	24.7	2	100

INTERCEPTIONS

Name	No.	Yds	Avg	TD	Long
Turner-Yell, Delarrin	3	0	0.0	0	0
Fields, Pat	2	21	10.5	0	21
Washington, Woodi	2	32	16.0	0	32
Broiles, Justin	1	2	2.0	0	2
Graham, D.J.	1	0	0.0	0	0
Washington, Bryson	1	37	37.0	0	37
Total	10	92	9/2	0	37
Opponents	9	2	0.2	0	2

FUMBLE RETURNS

Name	No.	Yds	Avg	TD	Long
Bonitto, Nik	1	70	70.0	0	70
Redmond, Jalen	1	43	42.0	1	42
White, DaShaun	1	37	37.0	0	36
Total	3	150	50.0	0	70
Opponents	0	0	0.0	0	0

FIELD GOALS BY PLAYER

Name	FGM-FGA	Pct.	01-19	20-29	30-39	40-49	50-99	Lg	Blk
Brkic, Gabe	18-24	75.0	0-0	7-8	3-4	3-5	5-7	56	0
Schmit, Zach	1-1	100.0	0-0	0-0	0-0	1-1	0-0	46	0

FIELD GOALS SEQUENCE

	Oklahoma	Opponents
Tulane	(26),(51),(56),(55),31	41
Western Carolina	(56),(46)	—
Nebraska	54	(51),50,35
West Virginia	(28),(35),(30)	(25),(21)
Kansas State	(40),(27),(47)	(30)
Texas	(40),(35),(29),(26)	(38),(41)
TCU	46,(28)	(22)
Kansas	—	(28),57
Texas Tech	(53)	—
Baylor	51,40	51,(32),(32)
Iowa State	25	—
Oklahoma State	(24)	(27),44

Numbers in (parentheses) indicate field goal was made

PUNTING

Name	No.	Yds.	Avg.	Long	TB	FC	I20	50+	Blkd
Turk, Michael	33	1692	51.3	85	4	7	14	19	0
TEAM	1	0	0.0	0	0	0	0	0	1
Total	34	1692	49.8	85	4	7	14	19	1
Opponents	44	1942	44.1	78	2	18	10	10	0

KICKOFFS

Name	No.	Yds.	Avg.	TB	OB	Ret.	Net	YdLn
Brkic, Gabe	80	4786	59.8	38	2			
Schmit, Zach	9	554	61.6	6	0			
Total	89	5340	60.0	44	2	32	36.3	28
Opponents	60	3532	58.9	31	0	12	37.3	27

SCORING

Name	TD	FGs	PAT Kick	PAT Rush	PAT Rcv	PAT Pass	DXP	Saf	Points
Brkic, Gabe	0	18-24	52-52	0-0	0	0-0	0	0	106
Brooks, Kennedy	10	0-0	0-0	0-0	0	0-0	0	0	60
Williams, Caleb	6	0-0	0-0	0-0	0	0-0	0	0	36
Haselwood, Jadon	6	0-0	0-0	0-0	0	0-0	0	0	36
Hall, Jeremiah	5	0-0	0-0	0-0	0	0-0	0	0	30
Mims, Marvin	4	0-0	0-0	0-0	0	0-0	0	0	24
Williams, Mario	4	0-0	0-0	0-0	0	0-0	0	0	24
Stogner, Austin	3	0-0	0-0	0-0	0	0-0	0	0	18
Gray, Eric	3	0-0	0-0	0-0	0	0-0	0	0	18
Rattler, Spencer	3	0-0	0-0	0-0	0	1-1	0	0	18
Darby, Brian	2	0-0	0-0	0-0	0	0-0	0	0	12
Hudson, Todd	2	0-0	0-0	0-0	0	0-0	0	0	12
Woods, Michael II	2	0-0	0-0	0-0	0	0-0	0	0	12
Willis, Brayden	2	0-0	0-0	0-0	0	0-0	0	0	12
Knowles, Jaden	2	0-0	0-0	0-0	0	0-0	0	0	12
Stoops, Drake	1	0-0	0-0	0-0	1	0-0	0	0	8
Schmit, Zach	0	1-1	4-4	0-0	0	0-0	0	0	7
Redmond, Jalen	1	0-0	0-0	0-0	0	0-0	0	0	6
Broiles, Justin	1	0-0	0-0	0-0	0	0-0	0	0	6
Fields, Pat	0	0-0	0-0	0-0	0	0-0	1	0	2
Total	57	19-25	56-56	0-0	1	1-1	1	1	461
Opponents	39	11-17	34-35	1-3	0	0-0	0	0	303

ALL-PURPOSE YARDS

Name	G	Rush	Rec	PR	KOR	IR	Tot	Avg/G
Brooks, Kennedy	12	1111	49	0	0	0	1160	96.7
Mims, Marvin	12	15	648	45	51	0	759	63.3
Gray, Eric	12	330	204	0	48	0	582	48.5
Williams, Mario	11	1	347	0	108	0	456	41.5
Williams, Caleb	10	408	0	0	0	0	408	40.8
Haselwood, Jadon	12	22	320	0	0	0	399	33.3
Woods, Michael II	10	2	381	0	0	0	383	38.3
Hall, Jeremiah	12	22	320	0	0	0	342	28.5
Stoops, Drake	9	0	185	0	0	0	185	20.6
Willis, Brayden	12	0	177	0	0	0	177	14.8
Stogner, Austin	12	0	166	0	0	0	166	13.8
West, Trevon	12	78	45	0	0	0	123	10.3
Darby, Brian	6	0	102	0	0	0	102	17.0
Knowles, Jaden	12	37	65	0	0	0	102	8.5
Rattler, Spencer	9	77	0	0	0	0	77	8.6
Major, Marcus	5	29	12	0	13	0	54	10.8
Jackson, Cody	2	0	45	0	0	0	45	22.5
Washington, Bryson	10	0	0	0	0	37	37	3.7
Washington, Woodi	5	0	0	0	0	32	32	6.4
Hudson, Todd	2	25	0	0	0	0	25	12.5
Sumlin, Jackson	10	0	25	0	0	0	25	2.5
Fields, Pat	12	0	0	0	0	21	21	1.8
Groos, Carsten	1	0	8	0	0	0	8	8.0
Harrison, Anton	12	5	0	0	0	0	5	0.4
Farooq, Jalil	7	0	5	0	0	0	5	0.7
Broiles, Justin	12	0	0	0	0	2	2	0.2
TEAM	12	-24	0	0	0	0	-24	-2.0
Total	12	2116	3183	45	220	92	5656	471.3
Opponents	12	1486	3097	108	765	2	5458	454.8

TOTAL OFFENSE

Name	G	Plays	Rush	Pass	Total	Avg/G
Williams, Caleb	10	256	408	1670	2078	207.8
Rattler, Spencer	9	230	77	1483	1560	173.3
Brooks, Kennedy	12	184	1111	0	1111	92.6
Gray, Eric	12	70	330	0	330	27.5
West, Trevon	12	2	78	0	78	6.5
Knowles, Jaden	11	4	37	0	37	3.4
Major, Marcus	5	5	29	0	29	5.8
Hudson, Todd	2	9	25	0	25	12.5
Hall, Jeremiah	12	5	22	0	22	1.8
Rucker, Ralph	1	2	0	20	20	20.0
Mims, Marvin	12	1	15	0	15	1.3
Williams, Mario	11	2	1	10	11	1.0
Harrison, Anton	12	0	5	0	5	0.4
Woods, Michael II	10	1	2	0	2	0.2
TEAM	12	0	-24	0	-24	-2.0
Total	12	781	2116	3183	5299	441.6
Opponents	12	814	1486	3097	4583	381.9

OFFENSIVE GAME-BY-GAME

PASSING (Quarterbacks only)

#7 Spencer Rattler	Att	Comp	INT	Pct	Yards	TD	Long	Sack	Yds	Effic
Tulane	39	30	2	76.9	304	1	50	1	-10	140.6
Western Carolina	26	20	0	76.9	243	5	28	1	2	218.9
Nebraska	34	24	0	70.6	214	1	23	0	0	133.2
West Virginia	36	26	1	72.2	256	1	38	4	13	135.6
Kansas State	25	22	1	88.0	243	2	40	2	9	188.0
Texas	15	8	1	53.3	111	0	48	2	16	102.2
Texas Tech	5	5	0	100.0	67	1	42	0	0	278.6
Baylor	6	4	0	66.7	36	0	17	2	10	117.1
Iowa State	1	1	0	100.0	9	0	9	0	0	175.6
TOTALS	187	140	5	74.9	1483	11	50	13	62	155.5

#13 Caleb Williams	Att	Comp	INT	Pct	Yards	TD	Long	Sack	Yds	Effic
Western Carolina	10	5	0	50.0	84	0	57	1	5	120.6
Kansas State	1	1	0	100.0	18	0	18	0	0	251.2
Texas	25	16	0	64.0	212	2	52	0	0	161.6
TCU	23	18	0	78.3	295	4	59	2	15	243.4
Kansas	20	15	1	75.0	178	2	24	3	23	172.8
Texas Tech	30	23	0	76.7	402	6	67	1	6	255.2
Baylor	18	9	2	50.0	142	0	50	3	21	94.0
Iowa State	18	8	1	44.4	87	1	22	4	16	92.3
Oklahoma State	39	20	0	51.3	252	3	50	6	40	130.9
TOTALS	184	115	4	62.5	1670	18	67	20	126	166.7

#19 Ralph Rucker	Att	Comp	INT	Pct	Yards	TD	Long	Sack	Yds	Effic
Western Carolina	2	2	0	100.0	20	0	12	0	0	184.0
TOTALS	2	2	0	100.0	20	0	12	0	0	184.0

RUSHING

Player	No-Yds/TD	TLN	WCU	NU	WVU	KSU	UT	TCU	KU	TTU	BU	ISU	OSU
Brooks, Kennedy	184-1111/10	14-87/1	6-48/1	14-75/1	5-17/0	15-91/1	25-217/2	20-153/1	24-79/2	8-35/0	14-55/1	17-115/0	22-139/0
Williams, Caleb	72-408/6	1-1/1	4-60/0	DNP	DNP	-	4-88/1	9-66/1	8-70/1	5-3/0	10-17/1	12-67/1	19-36/0
Gray, Eric	70-330/2	9-27/0	9-74/0	15-84/0	12-38/0	4-22/0	6-37/0	6-11/1	1-5/0	2-5/0	1-4/0	4-23/1	1-0/0
Rattler, Spencer	43-77/3	8-7/1	4-29/0	6-35/1	9-0/0	8-24/0	5--9/1	DNP	DNP	-	3--9/0	-	DNP
Hudson, Todd	9-25/2	DNP	9-25/2	DNP	DNP	DNP	DNP	DNP	DNP	DNP	DNP	DNP	-
Major, Marcus	5-29/0	DNP	DNP	DNP	DNP	DNP	DNP	-	-	5-29/0	-	DNP	-
Hall, Jeremiah	5-22/1	-	1-6/0	-	1-1/0	2-9/1	1-6/0	-	-	-	-	-	-
Knowles, Jaden	4-37/2	-	4-37/2	-	-	-	-	-	-	-	-	-	-
West, Trevon	2-78/0	-	-	-	-	-	-	-	1-66/0	-	-	-	1-12/0
Mims, Marvin	1-15/0	-	-	-	-	-	-	-	-	-	1-15/0	-	-
Wood, Michael II	1-2/0	-	-	-	-	-	-	-	-	-	-	-	1-2/0
Williams, Mario	1-1/0	-	-	-	1-1/0	-	-	-	DNP	-	-	-	-
TEAM	8--24/0	3--6/0	1--2/0	-	-	3--15/0	-	-	-	-	-	1--1/0	-

RECEIVING

Player	No-Yds/TD	TLN	WCU	NU	WVU	KSU	UT	TCU	KU	TTU	BU	ISU	OSU
Haselwood, Jadon	39-399/6	4-47/0	4-19/2	6-61/0	3-21/0	1-18/0	3-16/0	6-56/3	3-38/1	3-40/0	2-51/0	1-14/0	3-18/0
Williams, Mario	33-347/4	6-37/1	4-49/1	3-29/0	4-34/0	3-29/0	3-30/0	1-11/0	DNP	5-100/1	-	2-18/1	2-10/0
Woods, Michael II	32-381/2	4-36/0	2-8/1	3-24/0	8-86/0	3-33/1	2-32/0	3-75/0	DNP	DNP	4-53/0	1-16/0	2-18/0
Mims, Marvin	30-648/4	5-117/0	1-19/0	2-32/0	2-25/0	4-71/0	5-136/2	2-56/0	1-14/0	4-135/2	2-17/0	1-22/0	1-4/0
Hall, Jeremiah	30-320/4	4-24/0	1-16/0	3-1/1	1-9/0	3-20/1	3-69/0	1-17/1	3-25/1	3-22/0	2-24/0	2-17/0	4-76/0
Gray, Eric	18-204/1	1--6/0	1-20/1	1-2/0	3-52/0	2-17/0	2-19/0	1-28/0	3-42/0	2-15/0	1-15/0	1-0/0	-
Stoops, Drake	15-185/1	DNP	1-13/0	2-31/0	3-15/0	2-31/0	-	-	3-30/0	3-57/1	1-8/0	DNP	DNP
Willis, Brayden	15-177/2	-	2-51/0	1-11/0	1-9/0	4-31/0	-	2-22/0	-	2-24/1	-	-	3-29/1
Stogner, Austin	14-166/3	3-36/0	1-13/0	1-9/0	1-5/1	1-11/0	2-12/0	-	-	1-9/1	1-10/0	-	3-61/1
Darby, Brian	7-102/2	3-26/0	1-16/0	DNP	DNP	DNP	DNP	DNP	-	2-49/1	-	DNP	1-11/1
Brooks, Kennedy	6-49/0	-	-	-	-	-	2--4/0	1--5/0	1-24/0	-	-	1-9/0	1-25/0
Jackson, Cody	5-45/0	DNP	3-31/0	2-14/0	DNP	DNP	DNP	DNP	DNP	DNP	DNP	DNP	DNP
West, Trevon	4-45/0	1--3/0	-	-	-	-	2-13/0	1-35/0	-	-	-	-	-
Sumlin, Jackson	4-25/0	DNP	3-19/0	-	-	-	-	-	-	1-6/0	DNP	-	-
Knowles, Jaden	2-65/0	-	2-65/0	-	-	-	-	-	-	-	-	-	-
Major, Marcus	1-12/0	DNP	DNP	DNP	DNP	DNP	DNP	-	-	1-12/0	-	DNP	-
Groos, Carsten	1-8/0	DNP	1-8/0	DNP	DNP	DNP	DNP	DNP	DNP	DNP	DNP	DNP	DNP
Farooq, Jalil	1-5/0	-	-	-	-	-	-	-	-	-	-	-	-
Smith, Damon	1-0/0	DNP	-	DNP	DNP	-	DNP	DNP	-	1-0/0	-	-	-

TEAM TOTALS

	Score	1st Downs	Rushing No-Yds-TD	Passing (C-A-I-Yds-TD)	Total Offense (Play-Yds)	Punts No.-Avg.	Fumbles No.-Lost	Penalties No.-Yds	KO Ret. No.-Yds.	Punt Ret. No.-Yds.	Int. Ret. No.-Yds.	3rd-Down Conv.	Time of Poss.
Tulane	35	24	32-100-2	27-45-0-296-3	77-396	3-49.7	4-3	6-48	2-37.0	0-0.0	2-0	4 of 14	26:37
Oklahoma	40	24	35-116-3	31-40-2-314-1	75-430	0-0.0	1-0	7-50	0-0	1-3	0-0	3 of 12	33:23
Western Carolina	0	11	27-55-0	21-36-1-123-0	63-178	8-35.2	4-2	4-30	3-79	1-16	0-0	3 of 15	27:01
Oklahoma	76	31	38-277-5	27-38-0-347-5	76-624	1-57.0	1-0	6-61	0-0	2-20	1-37	8 of 12	29:59
Nebraska	16	18	38-95-1	19-25-1-289-1	63-384	2-50.0	0-0	8-70	1-12	1-10	0-0	6 of 14	29:10
Oklahoma	23	21	35-194-2	24-34-0-214-1	69-408	4-39.2	0-0	7-70	1-31	1-0	1-0	6 of 11	30:50
West Virginia	13	18	29-47-1	23-34-1-179-0	63-226	5-46.6	3-0	7-43	1-27	2-8	1-0	4 of 14	33:00
Oklahoma	16	19	28-57-0	26-36-1-256-1	64-313	3-52.7	0-0	4-35	3-72	1-2	1-0	5 of 12	27:00
Oklahoma	37	22	32-131-2	23-28-1-261-2	60-392	0-0	2-0	10-85	0-0	0-0	0-0	4 of 7	27:18
at Kansas State	31	22	27-100-0	29-41-0-320-3	68-420	1-60	1-1	7-50	4-134	0-0	1-0	8 of 15	32:42
Oklahoma	55	26	41-339-4	24-40-1-323-2	81-662	4-43.5	1-1	2-15	1-19	0-0	0-0	9 of 19	35:23
vs. Texas	48	19	27-128-1	20-34-0-388-5	61-516	6-49.5	1-1	6-28	4-73	2-26	1-0	4 of 12	24:37
TCU	31	21	37-183-0	20-30-0-346-4	67-529	5-42.0	1-1	9-101	5-117	1-22	0-0	7 of 14	29:13
Oklahoma	52	25	35-230-3	18-23-0-295-4	58-525	3-59.7	1-1	3-15	0-0	1-0	0-0	4 of 9	30:47
Oklahoma	35	18	34-220-3	15-20-1-178-2	54-398	1-61.0	1-0	10-65	0-0	1-16	0-0	6 of 10	24:30
at Kansas	23	24	42-166-2	17-23-0-246-1	65-412	1-36.0	1-1	5-50	2-38	0-0	1-0	9 of 13	35:30
Texas Tech	21	22	32-104-1	24-34-2-269-2	66-373	3-47.3	2-1	6-50	4-70	0-0	0-0	4 of 13	33:24
Oklahoma	52	26	20-72-0	28-35-0-469-7	55-541	1-33.0	1-0	5-60	1-20	0-0	2-23	4 of 6	26:36
Oklahoma	14	17	28-78-2	14-25-2-182-0	53-260	4-55.2	1-0	9-86	0-0	1-2	1-0	2 of 9	24:41
at Baylor	27	24	47-296-2	12-21-1-117-1	68-413	1-35.0	2-1	7-55	0-0	2-7	2-0	5 of 11	35:19
Iowa State	21	25	35-51-1	35-52-2-310-2	87-361	5-45.2	6-1	6-50	1-30	5-44	1-2	4 of 17	38:20
Oklahoma	28	15	34-209-2	9-19-1-96-1	53-305	6-54.8	3-0	4-42	1-17	1-0	2-0	1 of 10	21:40
Oklahoma	33	21	44-189-0	20-39-0-252-3	83-441	7-46.1	3-2	12-74	4-61	2-2	2-32	5 of 18	35:41
at Okla. State	37	21	36-140-3	19-32-2-214-1	66-354	4-43.0	3-1	6-60	4-148	1-(-8)	0-0	3 of 11	24:02

STARTING LINEUPS

OFFENSE	QB	RB	TE/H-BACK	WR	WR/TE	WR/TE	LT	LG	C	RG	RT
TULANE	Rattler	Gray	Stogner	Haselwood	Mims	Woods	Harrison	Hayes	Congel	Murray	Robinson
WESTERN CAROLINA	Rattler	Gray	Stogner	Haselwood	Mims	Woods	Harrison	Hayes	Congel	Murray	Robinson
NEBRASKA	Rattler	Gray	Stogner	Haselwood	Mims	Woods	Harrison	Hayes	Congel	Murray	Robinson
WEST VIRGINIA	Rattler	Gray	Stogner	Haselwood	Mims	Woods	Harrison	Hayes	Raym	Murray	Robinson
at Kansas State	Rattler	Gray	Willis	Haselwood	Mims	Woods	Harrison	Hayes	Raym	Murray	Robinson
vs. Texas	Rattler	Brooks	Willis	Haselwood	Mims	Woods	Harrison	Hayes	Raym	Murray	Robinson
TCU	Williams	Brooks	Willis	Haselwood	Mims	Woods	Harrison	Hayes	Raym	Murray	Robinson
at Kansas	Williams	Brooks	Willis	Haselwood	Mims	Stoops	Harrison	Hayes	Raym	Murray	Robinson
TEXAS TECH	Williams	Brooks	Hall	Haselwood	Mims	Stogner	Harrison	Hayes	Congel	Murray	Robinson
at Baylor	Williams	Brooks	Willis	Haselwood	Mims	Stoops	Harrison	Hayes	Raym	Murray	Robinson
IOWA STATE	Williams	Brooks	Willis	Haselwood	Mims	Woods	Harrison	Hayes	Raym	Murray	Robinson
at Oklahoma State	Williams	Brooks	Willis	Haselwood	Hall	Stogner	Harrison	Hayes	Congel	Murray	Robinson

DEFENSE	DE	NG	DT	RUSH	MLB	WLB	CB	FS	SS	CB	NB
TULANE	Grimes	Winfrey	Redmond	Bonitto	Ugwoegbu	White	Washington	Fields	Turner-Yell	Davis	Bowman
WESTERN CAROLINA	Thomas	Winfrey	Redmond	Bonitto	Ugwoegbu	White	Washington	Fields	Turner-Yell	McCutchin	Bowman
NEBRASKA	Thomas	Winfrey	Redmond	Bonitto	White	Asamoah	Graham	Fields	Turner-Yell	Davis	Broiles
WEST VIRGINIA	Thomas	Winfrey	Ellison	Bonitto	White	Asamoah	Graham	Fields	Turner-Yell	Davis	Bowman
at Kansas State	Thomas	Winfrey	Ellison	Bonitto	White	Asamoah	Graham	Fields	Broiles	Davis	Bowman
vs. Texas	Thomas	Winfrey	Ellison	Bonitto	White	Asamoah	Graham	Fields	Turner-Yell	Davis	Bowman
TCU	Grimes	Winfrey	Thomas	Bonitto	White	Asamoah	Graham	Fields	Lawrence	Bowman	Broiles
at Kansas	Grimes	Winfrey	Thomas	Bonitto	White	Asamoah	Bowman	Fields	Lawrence	Davis	Broiles
TEXAS TECH	Grimes	Winfrey	Thomas	Bonitto	White	Asamoah	Graham	Fields	Turner-Yell	Lawrence	Broiles
at Baylor	Thomas	Winfrey	Redmond	Bonitto	Ugwoegbu	Asamoah	Graham	Fields	Turner-Yell	Lawrence	Broiles
IOWA STATE	Thomas	Winfrey	Redmond	Bonitto	White	Asamoah	Graham	Fields	Turner-Yell	Washington	Broiles
at Oklahoma State	Thomas	Winfrey	Redmond	Bonitto	White	Asamoah	Graham	Fields	Turner-Yell	Washington	Broiles

3RD-DOWN CONVERSIONS

Date	Opponent	Score	Overall		1st Qtr		2nd Qtr		3rd Qtr		4th Qtr		OT	
			Plays	Pct	Plays	Pct	Plays	Pct	Plays	Pct	Plays	Pct	Plays	Pct
Sept. 4	TULANE	W, 40-35	3-12	25.0%	1-1	100.0%	0-4	0.0%	1-3	33.3%	1-4	25.0%	—	—
Sept. 11	W. CAROLINA	W, 76-0	8-12	66.7%	1-2	50.0%	3-3	100.0%	3-4	75.0%	1-3	33.3%	—	—
Sept. 18	NEBRASKA	W, 21-16	6-11	54.5%	2-3	66.7%	0-2	0.0%	2-2	100.0%	2-4	50.0%	—	—
Sept. 25	WEST VIRGINIA	W, 16-13	5-12	41.7%	1-2	50.0%	0-3	0.0%	2-4	50.0%	2-3	66.7%	—	—
Oct. 2	at Kansas State	W, 37-31	4-7	57.1%	1-2	50.0%	1-1	100.0%	1-2	50.0%	1-2	50.0%	—	—
Oct. 9	vs. Texas	W, 55-48	9-19	47.4%	2-6	33.3%	2-4	50.0%	2-4	50.0%	3-5	60.0%	—	—
Oct. 16	TCU	W, 52-31	4-9	44.4%	1-2	50.0%	0-2	0.0%	1-1	100.0%	2-4	50.0%	—	—
Oct. 23	at Kansas	W, 35-23	6-10	60.0%	0-1	0.0%	1-2	50.0%	4-4	100.0%	1-3	33.3%	—	—
Oct. 30	TEXAS TECH	W, 52-21	4-6	66.7%	1-2	50.0%	1-1	100.0%	1-2	50.0%	1-1	100.0%	—	—
Nov. 13	at Baylor	L, 14-27	2-9	22.2%	0-3	0.0%	2-3	66.7%	0-2	0.0%	0-1	0.0%	—	—
Nov. 20	IOWA STATE	W, 28-21	1-10	10.0%	0-1	0.0%	1-3	33.3%	0-4	0.0%	0-2	0.0%	—	—
Nov. 27	at Okla. State	L, 33-37	5-18	27.8%	1-4	25.0%	2-4	50.0%	1-5	20.0%	1-5	20.0%	—	—

4TH-DOWN CONVERSIONS

Date	Opponent	Score	Overall		1st Qtr		2nd Qtr		3rd Qtr		4th Qtr		OT	
			Plays	Pct	Plays	Pct	Plays	Pct	Plays	Pct	Plays	Pct	Plays	Pct
Sept. 4	TULANE	W, 40-35	2-3	66.7%	0-0	0.0%	2-2	100.0%	0-1	0.0%	0-0	0.0%	—	—
Sept. 11	W. CAROLINA	W, 76-0	1-1	100.0%	0-0	0.0%	0-0	0.0%	0-0	0.0%	1-1	100.0%	—	—
Sept. 18	NEBRASKA	W, 21-16	0-0	0.0%	0-0	0.0%	0-0	0.0%	0-0	0.0%	0-0	0.0%	—	—
Sept. 25	WEST VIRGINIA	W, 16-13	1-2	50.0%	1-1	100.0%	0-0	0.0%	0-1	0.0%	0-0	0.0%	—	—
Oct. 2	at Kansas State	W, 37-31	0-0	0.0%	0-0	0.0%	0-0	0.0%	0-0	0.0%	0-0	0.0%	—	—
Oct. 9	vs. Texas	W, 55-48	1-1	100.0%	0-0	0.0%	1-1	100.0%	0-0	0.0%	0-0	0.0%	—	—
Oct. 16	TCU	W, 52-31	0-0	0.0%	0-0	0.0%	0-0	0.0%	0-0	0.0%	0-0	0.0%	—	—
Oct. 23	at Kansas	W, 35-23	2-3	66.7%	0-0	0.0%	0-1	0.0%	0-0	0.0%	2-2	100.0%	—	—
Oct. 30	TEXAS TECH	W, 52-21	0-0	0.0%	0-0	0.0%	0-0	0.0%	0-0	0.0%	0-0	0.0%	—	—
Nov. 13	at Baylor	L, 14-27	0-0	0.0%	0-0	0.0%	0-0	0.0%	0-0	0.0%	0-0	0.0%	—	—
Nov. 20	IOWA STATE	W, 28-21	1-1	100.0%	0-0	0.0%	0-0	0.0%	1-1	100.0%	0-0	0.0%	—	—
Nov. 27	at Okla. State	L, 33-37	1-3	33.3%	1-1	100.0%	0-0	0.0%	0-0	0.0%	0-2	0.0%	—	—

TIME OF POSSESSION

Date	Opponent	Score	Overall	1st Qtr		2nd Qtr		3rd Qtr		4th Qtr	
				Time	Pct	Time	Pct	Time	Pct	Time	Pct
Sept. 4	TULANE	W, 40-35	33:22	7:59	10:08	6:08	9:07				
Sept. 11	W. CAROLINA	W, 76-0	29:59	8:14	7:55	8:12	5:38				
Sept. 18	NEBRASKA	W, 21-16	30:50	8:19	6:01	5:37	10:53				
Sept. 25	WEST VIRGINIA	W, 16-13	27:00	3:07	6:27	7:39	9:47				
Oct. 2	at Kansas State	W, 37-31	27:39	4:14	6:09	9:58	7:18				
Oct. 9	vs. Texas	W, 55-48	34:11	9:25	8:03	8:34	8:09				
Oct. 16	TCU	W, 52-31	29:10	10:43	4:00	5:33	8:54				
Oct. 23	at Kansas	W, 35-23	24:30	2:45	5:15	8:19	8:11				
Oct. 30	TEXAS TECH	W, 52-21	26:41	6:32	4:52	6:08	9:09				
Nov. 13	at Baylor	L, 14-27	24:41	5:40	7:29	5:17	6:15				
Nov. 20	IOWA STATE	W, 28-21	21:40	3:07	4:31	8:09	5:53				
Nov. 27	at Okla. State	L, 33-37	35:41	10:41	8:31	8:44	7:37				

OU GIVEAWAYS/TAKEAWAYS

Game	Giveaways			Takeaways			Dif.
	Fum	Int	Tot	Fum	Int	Tot	
TULANE	0	2	2	3	0	3	+1
W. CAROLINA	0	0	0	2	1	3	+3
NEBRASKA	0	0	0	0	1	1	+1
WEST VIRGINIA	0	1	1	0	1	1	0
at Kansas State	0	1	1	1	0	1	0
vs. TEXAS	1	1	2	1	0	1	-1
TCU	1	0	1	1	0	1	0
at Kansas	0	1	1	1	0	1	0
TEXAS TECH	0	0	0	1	2	3	+3
at Baylor	0	2	2	1	1	2	0
IOWA STATE	0	1	1	1	2	3	+2
at Okla. State	2	0	2	1	2	3	+1
Total	4	9	13	13	10	23	+10

FUMBLES

Name	No.- Lost
Williams, Caleb	3-1
Rattler, Spencer	3-1
White, DaShaun	1-1
Gray, Eric	1-1
Mims, Marvin	1-0
Hall, Jeremiah	1-0
Total	10-4

OPENING DRIVES — OFFENSE

Game	1st Half	2nd Half
TULANE	Interception	Downs
W. CAROLINA	Touchdown	Touchdown
NEBRASKA	Touchdown	Touchdown
WEST VIRGINIA	Touchdown	Field Goal
at Kansas State	Field Goal	Touchdown
vs. TEXAS	Punt	Punt
TCU	Touchdown	Touchdown
at Kansas	Punt	Touchdown
TEXAS TECH	Punt	Field Goal
at Baylor	Punt	Interception
IOWA STATE	Touchdown	Punt
at Okla. State	Punt	Punt

OPENING DRIVES — DEFENSE

Game	1st Half	2nd Half
TULANE	Touchdown	Missed FG
W. CAROLINA	Punt	Punt
NEBRASKA	Field Goal	Missed FG
WEST VIRGINIA	Touchdown	Field Goal
at Kansas State	Fumble	Punt
vs. TEXAS	Touchdown	Punt
TCU	Punt	Punt
at Kansas	Touchdown	Touchdown
TEXAS TECH	Punt	Interception
at Baylor	Down	Field Goal
IOWA STATE	Touchdown	Punt
at Okla. State	Punt	Safety

OU ON PREGAME COIN FLIPS

Game	Result	Score
TULANE	Lost (received)	W, 40-35
W. CAROLINA	Won (kicked)	W, 76-0
NEBRASKA	Lost (received)	W, 23-16
WEST VIRGINIA	Won (kicked)	W, 16-13
at Kansas State	Won (kicked)	W, 37-31
vs. TEXAS	Lost (kicked)	W, 55-48
TCU	Lost (received)	W, 52-31
at Kansas	Lost (kicked)	W, 35-23
TEXAS TECH	Lost (kicked)	W, 52-21
at Baylor	Won (received)	L, 14-27
IOWA STATE	Lost (kicked)	W, 28-21
at Okla. State	Won (kicked)	L, 33-37

DEFENSIVE LEADERS

No.	Name	GP	Solo	Ast	Total	TFL/Yds	Sacks-Yards	Int-Yds	BrUp	QBH	Rcv-Yds	FF	Block	Saf
24	Asamoah, Brian	12-10	55	35	90	4.0-16	1.0-8	.	.	1	.	2	.	.
10	Fields, Pat	12-12	41	30	71	4.5-10	.	2-21	1
23	White, DaShaun	11-11	26	34	60	5.0-11	1-37	.	.	.
25	Broiles, Justin	12-8	22	28	50	2.5-6	.	1-2	2	.	1-0	.	.	.
32	Turner-Yell, Delarrin	9-9	31	16	47	2.5-9	.	3-0	1
12	Lawrence, Key	12-4	24	21	45	3.5-26	1.0-18	.	4	.	.	3	.	.
2	Ugwoegbu, David	12-3	20	23	43	1.5-3
11	Bonitto, Nik	12-12	23	16	39	15.0-67	7.0-39	.	1	9	3-70	1	.	.
95	Thomas, Isaiah	12-11	18	20	38	11.5-66	8.0-56	.	4	3	1-0	3	.	.
9	Graham, D.J.	11-9	21	12	33	.	.	1-0	2	.	.	1	.	.
28	Stutsman, Danny	9-0	18	13	31	1.5-6	1.0-6	2	.	.
13	Whitter, Shane	12-0	10	14	24	2.0-3	.	.	.	3	1-0	.	.	.
4	Davis, Jaden	12-6	20	4	24	.	.	.	2
8	Winfrey, Perrion	12-12	11	12	23	11.0-44	5.5-29	.	.	2	.	1	.	.
5	Bowman, Billy	10-7	14	8	22	1.5-5	.	.	2	.	.	1	.	.
0	Washington, Woodi	5-4	16	4	20	.	.	2-32	1
19	Kelly, Caleb	10-0	7	12	19	1.0-3	.	.	.	1	1-0	1	.	.
31	Redmond, Jalen	7-6	9	8	17	7.0-29	2.5-15	.	.	6	2-0	.	.	.
14	Grimes, Reggie	12-4	9	6	15	2.0-18	1.5-18	.	1	4	.	2	.	.
90	Ellison, Josh	12-3	4	11	15	2.0-8	1.0-5
92	Roberson, Kori	12-0	3	11	14	3.0-7	0.5-1	.	.	1
40	Downs, Ethan	12-0	6	4	10	2.5-6	.	.	.	1	.	1	.	.
7	McCutchin, Latrell	9-1	9	.	9	.	.	.	1	1	.	2	.	.
94	Coe, Isaiah	11-0	4	5	9	4.5-9	1.0-3	.	.	1	.	.	1	.
38	Mead, Bryan	12-0	6	2	8
96	Stokes, LaRon	10-0	4	3	7	1.0-1	.	.	.	1
15	Washington, Bryson	10-0	3	2	5	.	.	1-37	.	.	1-0	.	.	.
88	Kelley, Jordan	10-0	3	2	5	1.0-3	1	.	.
29	Mukes, Jordan	11-0	2	2	4
17	Harmon, Diamond	6-0	2	2	4
1	Eaton, Joshua	10-0	3	.	3
3	Morris, Jamal	8-0	3	.	3
20	Smith, Clayton	3-0	1	2	3	0.5-2	1-0	.	.	.
33	Stripling, Marcus	10-0	.	2	2	0.5-0	.	.	1
22	Cridell, Jeremiah	3-0	1	1	2	0.5-1
44	Gilliam, Kelvin	3-0	1	1	2
9	Willis, Brayden	12-7	1	1	2
30	Walker, Brynden	5-0	1	.	1
45	Wete, Joseph	1-0	.	1	1
31	Sumlin, Jackson	10-0	.	1	1
51	Kelleher, Kasey	12-0	.	1	1
81	West, Trevon	12-0	1	.	1
12	Stoops, Drake	9-2	1	.	1
4	Williams, Mario	11-0	1	.	1
TM	TEAM	12-0	1	.	1
	Total	12-0	456	370	826	91-358	30-198	10-92	23	34	12-107	21	1	1
	Opponents	12-0	418	352	770	70-290	33-183	9-2	31	26	2-0	8	1	.

DEFENSIVE GAME-BY-GAME

TACKLES

Player	UA-A	Total	TLN	WCU	NU	WVU	KSU	UT	TCU	KU	TTU	BU	ISU	OSU
Asamoah, Brian	55-35	90	1-0	1-2	3-3	6-3	4-5	5-2	4-3	5-3	2-2	8-6	5-5	11-1
Fields, Pat	41-30	71	3-2	-	7-2	4-5	6-2	2-0	4-4	5-2	4-4	4-1	2-4	0-4
White, DaShaun	26-34	60	1-2	1-1	5-5	0-4	4-4	0-2	1-6	2-1	3-5	DNP	5-2	4-2
Broiles, Justin	22-28	50	0-1	2-0	3-2	0-2	3-6	2-1	3-1	1-3	2-4	2-1	4-5	0-1
Turner-Yell, Delarrin	31-16	47	7-3	3-0	2-2	5-3	DNP	-	DNP	DNP	0-5	3-1	9-2	2-0
Lawrence, Key	24-21	45	2-0	-	1-2	0-3	2-2	1-0	2-5	7-1	2-5	2-1	4-3	1-0
Ugwoegbu, David	20-23	43	4-1	-	2-0	1-5	1-2	1-1	2-5	1-4	1-1	5-1	1-1	1-2
Bonitto, Nik	23-16	39	1-1	-	4-1	-	2-2	3-2	2-3	1-4	2-0	1-1	3-2	4-0
Thomas, Isaiah	18-20	38	3-0	2-1	0-1	1-1	2-2	2-2	0-2	2-4	1-2	2-2	2-1	1-2
Graham, D.J.	21-12	33	4-2	2-1	1-0	2-2	0-2	1-2	1-0	DNP	4-1	2-0	3-2	1-0
Stutsman, Danny	18-13	31	1-1	7-1	DNP	DNP	DNP	2-2	2-2	2-3	2-2	1-2	-	1-0
Davis, Jaden	20-4	24	2-1	2-0	2-1	5-0	2-1	3-0	3-0	1-1	-	-	-	-
Whitter, Shane	10-14	24	-	2-1	0-4	2-2	2-1	-	-	0-3	1-3	2-0	-	1-0
Winfrey, Perrion	11-12	23	0-3	1-1	1-2	2-1	-	2-1	1-1	0-1	0-1	1-1	1-0	2-0
Bowman, Billy	14-8	22	3-1	1-0	DNP	1-1	2-3	3-0	2-2	2-0	-	DNP	-	0-1
Washington, Woodi	16-4	20	3-1	0-1	DNP	DNP	DNP	DNP	DNP	DNP	DNP	2-0	5-1	6-1
Kelly, Caleb	7-12	19	1-1	1-0	-	-	0-1	1-1	1-1	2-3	0-4	1-1	DNP	DNP
Redmond, Jalen	9-8	17	0-2	2-0	2-3	DNP	DNP	DNP	DNP	DNP	0-2	2-0	1-1	2-0
Grimes, Reggie	9-6	15	1-1	0-1	1-0	-	1-0	1-0	-	1-1	-	-	1-0	2-0
Ellison, Josh	4-11	15	1-2	0-2	0-5	1-1	0-1	1-0	-	-	1-0	-	-	-
Roberson, Kori	3-11	14	0-2	-	0-1	1-3	0-2	1-0	-	1-1	-	-	0-2	-
Downs, Ethan	6-4	10	-	2-0	-	0-1	-	-	0-1	1-0	0-1	-	2-0	1-1
McCutchin, Latrell	9-0	9	1-0	1-0	1-0	2-0	1-0	1-0	1-0	-	1-0	DNP	DNP	DNP
Coe, Isaiah	4-5	9	-	1-1	2-0	-	0-1	DNP	-	0-1	1-0	0-1	-	0-1
Mead, Bryan	6-2	8	-	1-0	-	-	1-0	0-1	1-0	-	2-1	-	1-0	-
Stokes, LaRon	4-3	7	-	1-0	DNP	0-1	-	DNP	1-1	-	1-0	-	0-1	1-0
Kelley, Jordan	3-2	5	DNP	2-0	-	-	-	1-0	0-1	-	0-1	DNP	-	-
Washington, Bryson	3-2	5	-	1-2	-	-	-	-	2-0	-	DNP	DNP	-	-
Mukes, Jordan	2-2	4	-	1-1	-	-	1-0	-	-	DNP	0-1	DNP	-	-
Harmon, Damond	2-2	4	DNP	1-2	DNP	DNP	-	-	-	DNP	1-0	-	DNP	DNP
Morris, Jamal	3-0	3	1-0	DNP	DNP	DNP	-	-	1-0	1-0	-	-	-	DNP
Eaton, Joshua	3-0	3	-	1-0	-	-	DNP	-	1-0	1-0	-	-	-	DNP
Smith, Clayton	1-2	3	0-1	0-1	DNP	DNP	DNP	DNP	DNP	DNP	1-0	DNP	DNP	DNP
Cridwell, Jeremiah	1-1	2	-	1-1	-	DNP	DNP	DNP	DNP	DNP	DNP	DNP	DNP	DNP
Gilliam, Kelvin	1-1	2	-	1-1	DNP	DNP	-	DNP	DNP	DNP	DNP	DNP	DNP	DNP
Stripling, Marcus	0-2	2	-	-	-	-	0-1	-	DNP	DNP	-	0-1	-	-
Walker, Brynden	1-0	1	DNP	DNP	DNP	-	-	1-0	-	DNP	DNP	DNP	-	-
West, Trevon	1-0	1	-	-	-	-	-	-	-	-	-	-	1-0	-
Williams, Mario	1-0	1	-	-	-	-	-	-	-	DNP	-	-	1-0	-
Stoops, Drake	1-0	1	DNP	-	-	-	1-0	-	-	-	-	-	DNP	DNP
Kelleher, Kasey	0-1	1	-	-	-	0-1	-	-	-	-	-	-	-	-
Willis, Brayden	0-1	1	-	-	-	0-1	-	-	-	-	-	-	-	-
Sumlin, Jackson	0-1	1	DNP	-	-	-	-	0-1	-	-	-	DNP	-	-
Wete, Joseph	0-1	1	DNP	0-1	DNP	DNP	DNP	DNP	DNP	DNP	DNP	DNP	DNP	DNP

PARTICIPATION GAME-BY-GAME

NO.	NAME	GP/GS	TLN	WCU	NU	WVU	KSU	UT	TCU	KU	TTU	BU	ISU	OSU
42	Arinze, Noah	1/-	...	XXX
24	Asamoah, Brian	12/10	XXX	XXX	START	START	START	START	START	START	START	START	START	START
86	Atkinson, Colt	10/-	...	XXX	...	XXX	XXX	XXX	XXX	XXX	XXX	XXX	XXX	XXX
11	Bonitto, Nik	12/12	START	START	START	START	START	START	START	START	START	START	START	START
5	Bowman, Billy	10/7	START	START	...	START	START	START	START	START	XXX	...	XXX	XXX
47	Brkic, Gabe	12/-	XXX	XXX	XXX	XXX	XXX	XXX	XXX	XXX	XXX	XXX	XXX	XXX
25	Broiles, Justin	12/8	XXX	XXX	START	XXX	START	XXX	START	START	START	START	START	START
26	Brooks, Kennedy	12/7	XXX	XXX	XXX	XXX	XXX	START	START	START	START	START	START	START
59	Byrd, Savion	1/-	...	XXX
94	Coe, Isaiah	11/-	XXX	XXX	XXX	XXX	XXX	...	XXX	XXX	XXX	XXX	XXX	XXX
66	Congel, Robert	7/5	START	START	START	START	XXX	XXX	START
22	Cridwell, Jeremiah	3/-	XXX	XXX	XXX
16	Darby, Brian	6/-	XXX	XXX	XXX	XXX	XXX	...	XXX
4	Davis, Jaden	12/6	START	XXX	START	START	START	START	XXX	START	XXX	XXX	XXX	XXX
40	Downs, Ethan	12/-	XXX	XXX	XXX	XXX	XXX	XXX	XXX	XXX	XXX	XXX	XXX	XXX
1	Eaton, Joshua	11/-	XXX	XXX	XXX	XXX	...	XXX	XXX	XXX	XXX	XXX	XXX	XXX
90	Ellison, Josh	12/3	XXX	XXX	XXX	START	START	START	XXX	XXX	XXX	XXX	XXX	XXX
14	Farooq, Jalil	7/-	...	XXX	XXX	XXX	XXX	XXX	XXX	XXX
10	Fields, Pat	12/12	START	START	START	START	START	START	START	START	START	START	START	START
44	Gilliam, Kelvin	3/-	XXX	XXX	XXX
9	Graham, D.J.	11/9	XXX	XXX	START	START	START	START	START	...	START	START	START	START
0	Gray, Eric	12/5	START	START	START	START	START	XXX	XXX	XXX	XXX	XXX	XXX	XXX
14	Grimes, Reggie	12/4	START	XXX	XXX	XXX	XXX	XXX	START	START	START	XXX	XXX	XXX
84	Groos, Carsten	1/-	...	XXX
27	Hall, Jeremiah	12/2	XXX	XXX	XXX	XXX	XXX	XXX	XXX	XXX	START	XXX	XXX	START
17	Harmon, Damond	6/-	...	XXX	XXX	XXX	XXX	...	XXX	XXX
16	Harrington, Justin	4/-	XXX	XXX	XXX	XXX
71	Harrison, Anton	12/12	START	START	START	START	START	START	START	START	START	START	START	START
11	Haselwood, Jadon	12/12	START	START	START	START	START	START	START	START	START	START	START	START
54	Hayes, Marquis	12/12	START	START	START	START	START	START	START	START	START	START	START	START
78	Hicks, Marcus	1/-	...	XXX
23	Hudson, Todd	1/-	...	XXX
6	Jackson, Cody	2/-	...	XXX	XXX
87	Jones, Spencer	12/-	XXX	XXX	XXX	XXX	XXX	XXX	XXX	XXX	XXX	XXX	XXX	XXX
51	Kelleher, Kasey	12/-	XXX	XXX	XXX	XXX	XXX	XXX	XXX	XXX	XXX	XXX	XXX	XXX
88	Kelley, Jordan	10/-	...	XXX	XXX	XXX	XXX	XXX	XXX	XXX	XXX	...	XXX	XXX
19	Kelly, Caleb	10/-	XXX	XXX	XXX	XXX	XXX	XXX	XXX	XXX	XXX	XXX
25	Knowles, Jaden	12/-	XXX	XXX	XXX	XXX	XXX	XXX	XXX	XXX	XXX	XXX	XXX	XXX
12	Lawrence, Key	12/4	XXX	XXX	XXX	XXX	XXX	XXX	START	START	START	START	XXX	XXX
93	Lindsey, Reed	1/-	...	XXX
24	Major, Marcus	5/-	XXX	XXX	XXX	XXX	...	XXX
50	Mann, Jake	1/-	...	XXX
41	McCoy, Jake	7/-	XXX	XXX	XXX	XXX	XXX	XXX	XXX
7	McCutchin, Latrell	9/1	XXX	START	XXX	XXX	XXX	XXX	XXX	XXX	XXX
61	McIver, Ian	2/-	XXX	XXX
38	Mead, Bryan	12/-	XXX	XXX	XXX	XXX	XXX	XXX	XXX	XXX	XXX	XXX	XXX	XXX
17	Mims, Marvin	12/11	START	START	START	START	START	START	START	START	START	START	START	XXX
3	Morris, Jamal	8/-	XXX	XXX	XXX	XXX	XXX	XXX	XXX	XXX	...
64	Morris, Wanya	6/-	...	XXX	XXX	XXX	XXX	...	XXX
29	Mukes, Jordan	11/-	XXX	XXX	XXX	XXX	XXX	XXX	XXX	XXX	XXX	...	XXX	XXX
56	Murray, Chris	12/12	START	START	START	START	START	START	START	START	START	START	START	START
7	Rattler, Spencer	9/6	START	START	START	START	START	START	XXX	XXX	XXX	...
73	Raym, Andrew	11/7	XXX	XXX	XXX	START	START	START	START	START	XXX	START	START	...
31	Redmond, Jalen	7/6	START	START	START	XXX	START	START	START
92	Roberson, Kori	12/-	XXX	XXX	XXX	XXX	XXX	XXX	XXX	XXX	XXX	XXX	XXX	XXX
52	Robinson, Tyrese	12/12	START	START	START	START	START	START	START	START	START	START	START	START
19	Rucker, Ralph	1/-	...	XXX
34	Schmit, Zach	3/-	...	XXX	XXX	...	XXX
79	Simpson, Darrell	1/-	...	XXX
20	Smith, Clayton	3/-	XXX	XXX	XXX
89	Smith, Damon	7/-	...	XXX	XXX	...	XXX	XXX	XXX	XXX	XXX
85	Staton, Devin	4/-	XXX	XXX	XXX	XXX
18	Stogner, Austin	12/6	START	START	START	START	XXX	XXX	XXX	XXX	START	XXX	XXX	START
96	Stokes, LaRon	10/-	XXX	XXX	XXX	XXX	XXX	XXX	XXX	XXX	XXX	XXX
12	Stoops, Drake	9/2	...	XXX	XXX	XXX	XXX	XXX	XXX	START	XXX	START
33	Stripling, Marcus	10/-	XXX	XXX	XXX	XXX	XXX	XXX	XXX	XXX	XXX	XXX
28	Stutsman, Danny	9/-	XXX	XXX	XXX	XXX	XXX	XXX	XXX	XXX	XXX
31	Sumlin, Jackson	10/-	...	XXX	XXX	XXX	XXX	XXX	XXX	XXX	XXX	...	XXX	XXX
77	Swenson, Erik	12/-	XXX	XXX	XXX	XXX	XXX	XXX	XXX	XXX	XXX	XXX	XXX	XXX
95	Thomas, Isaiah	12/11	XXX	START	START	START	START	START	START	START	START	START	START	START
37	Turk, Michael	10/-	...	XXX	XXX	XXX	...	XXX	XXX	XXX	XXX	XXX	XXX	XXX
32	Turner-Yell, Delarrin	9/9	START	START	START	START	...	START	START	START	START	START
2	Ugwoegbu, David	12/3	START	START	XXX	XXX	XXX	XXX	XXX	XXX	XXX	START	START	XXX
70	Walker, Brey	11/-	XXX	XXX	XXX	XXX	XXX	XXX	XXX	XXX	XXX	...	XXX	XXX
30	Walker, Brynden	5/-	XXX	XXX	XXX	XXX	XXX
15	Washington, Bryson	10/-	XXX	XXX	XXX	XXX	XXX	XXX	XXX	XXX	XXX	XXX
0	Washington, Woodi	5/4	START	START	XXX	START	START
81	West, Trevon	12/-	XXX	XXX	XXX	XXX	XXX	XXX	XXX	XXX	XXX	XXX	XXX	XXX
45	Wete, Joseph	1/-	...	XXX
23	White, DaShaun	11/11	START	START	START	START	START	START	START	START	START	...	START	START
13	Whitter, Shane	12/-	XXX	XXX	XXX	XXX	XXX	XXX	XXX	XXX	XXX	XXX	XXX	XXX
13	Williams, Caleb	10/6	XXX	XXX	XXX	XXX	START	START	START	START	START	START
4	Williams, Mario	11/-	XXX	XXX	XXX	XXX	XXX	XXX	XXX	...	XXX	XXX	XXX	XXX
9	Willis, Brayden	12/7	XXX	XXX	XXX	XXX	START	START	START	START	XXX	START	START	START
8	Winfrey, Perrion	12/12	START	START	START	START	START	START	START	START	START	START	START	START
8	Woods, Michael	10/8	START	START	START	START	START	START	START	XXX	START	XXX

OKLAHOMA SEASON HIGHS

Rushes	25	Brooks, Kennedy at Texas (Oct 09, 2021)
Yards Rushing	217	Brooks, Kennedy at Texas (Oct 09, 2021)
TD Rushes	2	Knowles, Jaden vs Western Caro. (Sep 11, 2021)
		Hudson, Todd vs Western Caro. (Sep 11, 2021)
		Brooks, Kennedy at Texas (Oct 09, 2021)
		Brooks, Kennedy at Kansas (Oct 23, 2021)
Long Rush	74	Williams, Caleb vs Iowa St. (Nov 20, 2021)
Pass attempts	39	Rattler, Spencer vs Tulane (Sep 04, 2021)
		Williams, Caleb at Oklahoma State (Nov 27, 2021)
Pass completions	30	Rattler, Spencer vs Tulane (Sep 04, 2021)
Yards Passing	402	Williams, Caleb vs Texas Tech (Oct 30, 2021)
TD Passes	6	Williams, Caleb vs Texas Tech (Oct 30, 2021)
Long Pass	67	Williams, Caleb vs Texas Tech (Oct 30, 2021)
Receptions	8	Woods, Michael II vs West Virginia (Sep 25, 2021)
Yards Receiving	136	Mims, Marvin at Texas (Oct 09, 2021)
TD Receptions	3	Haselwood, Jadon vs TCU (Oct 16, 2021)
Long Reception	67	Mims, Marvin vs Texas Tech (Oct 30, 2021)
Field Goals	4	Brkic, Gabe vs Tulane (Sep 04, 2021)
		Brkic, Gabe at Texas (Oct 09, 2021)
Long Field Goal	56	Brkic, Gabe vs Tulane (Sep 04, 2021)
		Brkic, Gabe vs Western Caro. (Sep 11, 2021)
Punts	7	Turk, Michael at Oklahoma State (Nov 27, 2021)
Punting Avg	61.0	Turk, Michael at Kansas (Oct 23, 2021)
Long Punt	85	Turk, Michael at Texas (Oct 09, 2021)
Punts inside 20	4	Turk, Michael at Oklahoma State (Nov 27, 2021)
Long Punt Return	21	Mims, Marvin vs Western Caro. (Sep 11, 2021)
Long Kickoff Return	31	Williams, Mario vs Nebraska (Sep 18, 2021)
		Mims, Marvin vs West Virginia (Sep 25, 2021)
Tackles	14	Asamoah, Brian at Baylor (Nov 13, 2021)
Sacks	2.0	Bonitto, Nik vs Nebraska (Sep 18, 2021)
		Thomas, Isaiah vs Iowa St. (Nov 20, 2021)
Tackles For Loss	3.0	Bonitto, Nik vs Nebraska (Sep 18, 2021)
Interceptions	2	Washington, Woodi at Oklahoma State (Nov 27, 2021)

OKLAHOMA GAME HIGHS

Rushes	44	at Oklahoma State (Nov 27, 2021)
Yards Rushing	339	at Texas (Oct 09, 2021)
Yards Per Rush	8.3	at Texas (Oct 09, 2021)
TD Rushes	5	vs Western Caro. (Sep 11, 2021)
Pass attempts	40	vs Tulane (Sep 04, 2021)
		at Texas (Oct 09, 2021)
Pass completions	31	vs Tulane (Sep 04, 2021)
Yards Passing	469	vs Texas Tech (Oct 30, 2021)
Yards Per Pass	13.4	vs Texas Tech (Oct 30, 2021)
TD Passes	7	vs Texas Tech (Oct 30, 2021)
Total Plays	83	at Oklahoma State (Nov 27, 2021)
Total Offense	662	at Texas (Oct 09, 2021)
Yards Per Play	9.8	vs Texas Tech (Oct 30, 2021)
Points	76	vs Western Caro. (Sep 11, 2021)
Sacks By	7	vs Iowa St. (Nov 20, 2021)
First Downs	31	vs Western Caro. (Sep 11, 2021)
Penalties	12	at Oklahoma State (Nov 27, 2021)
Penalty Yards	120	at Kansas State (Oct 02, 2021)
Turnovers	2	vs Tulane (Sep 04, 2021)
		at Texas (Oct 09, 2021)
		at Baylor (Nov 13, 2021)
Interceptions By	2	vs Texas Tech (Oct 30, 2021)
		vs Iowa St. (Nov 20, 2021)
		at Oklahoma State (Nov 27, 2021)
Punts	7	at Oklahoma State (Nov 27, 2021)
Punting Avg	61.0	at Kansas (Oct 23, 2021)
Long Punt	85	at Texas (Oct 09, 2021)
Punts inside 20	4	at Oklahoma State (Nov 27, 2021)
Long Punt Return	21	vs Western Caro. (Sep 11, 2021)

OPPONENT SEASON HIGHS

Rushes	23	Neal, Devin, at Kansas (Oct 23, 2021)
Yards Rushing	148	Smith, Abram, at Baylor (Nov 13, 2021)
TD Rushes	2	Neal, Devin, at Kansas (Oct 23, 2021)
		Bohanon, Gerry, at Baylor (Nov 13, 2021)
Long Rush	75	Smith, Abram, at Baylor (Nov 13, 2021)
Pass attempts	44	Pratt, Michael, vs Tulane (Sep 04, 2021)
Pass completions	30	Purdy, Brock, vs Iowa St. (Nov 20, 2021)
Yards Passing	388	Thompson, Casey, at Texas (Oct 09, 2021)
TD Passes	5	Thompson, Casey, at Texas (Oct 09, 2021)
Long Pass	75	Thompson, Casey, at Texas (Oct 09, 2021)
		Duggan, Max, vs TCU (Oct 16, 2021)
Receptions	12	Kolar, Charlie, vs Iowa St. (Nov 20, 2021)
Yards Receiving	261	Worthy, Xavier, at Texas (Oct 09, 2021)
TD Receptions	3	Johnston, Quenti, vs TCU (Oct 16, 2021)
Long Reception	75	Worthy, Xavier, at Texas (Oct 09, 2021)
		Johnston, Quenti, vs TCU (Oct 16, 2021)
Field Goals	2	Legg, Casey, vs West Virginia (Sep 25, 2021)
		Dicker, Cameron, at Texas (Oct 09, 2021)
		Hankins, Isaiah, at Baylor (Nov 13, 2021)
Long Field Goal	51	Culp, Connor, vs Nebraska (Sep 18, 2021)
Punts	8	Dickerson, Brand, vs Western Caro. (Sep 11, 2021)
Punting Avg	60.0	Zentner, Ty, at Kansas State (Oct 02, 2021)
Long Punt	78	Dicker, Cameron, at Texas (Oct 09, 2021)
Punts inside 20	2	Sumpster, Tyler, vs West Virginia (Sep 25, 2021)
		McNamara, Austin, vs Texas Tech (Oct 30, 2021)
Long Punt Return	22	Davis, Derius, vs TCU (Oct 16, 2021)
Long Kickoff Return	100	Presley, Brennan, at Okla. State (Nov 21, 2021)
Tackles	14	Logan Jr., Kenny, at Kansas (Oct 23, 2021)
Sacks	2.0	Alston, Taijeh, vs West Virginia (Sep 25, 2021)
		Mathis, Ochaun, vs TCU (Oct 16, 2021)
		Bernard, Terrel, at Baylor (Nov 13, 2021)
		Rose, Mike, vs Iowa St. (Nov 20, 2021)
		Rodriguez, Malcolm, at Okla. State (Nov 27, 2021)
		Oliver, Collin, at Oklahoma State (Nov 27, 2021)
Tackles For Loss	3.0	Mathis, Ochaun, vs TCU (Oct 16, 2021)
		Rose, Mike, vs Iowa St. (Nov 20, 2021)
		Rodriguez, Malcolm, at Okla. State (Nov 27, 2021)
Interceptions	1	9 times; MR: McDonald, Craig, vs Iowa St. (11/20/21)

OPPONENT GAME HIGHS

Rushes	47	at Baylor (Nov 13, 2021)
Yards Rushing	297	at Baylor (Nov 13, 2021)
Yards Per Rush	6.3	at Baylor (Nov 13, 2021)
TD Rushes	3	at Okla. State (Nov 27, 2021)
Pass attempts	52	vs Iowa St. (Nov 20, 2021)
Pass completions	35	vs Iowa St. (Nov 20, 2021)
Yards Passing	388	at Texas (Oct 09, 2021)
Yards Per Pass	11.6	vs Nebraska (Sep 18, 2021)
TD Passes	5	at Texas (Oct 09, 2021)
Total Plays	87	vs Iowa St. (Nov 20, 2021)
Total Offense	529	vs TCU (Oct 16, 2021)
Yards Per Play	8.5	at Texas (Oct 09, 2021)
Points	48	at Texas (Oct 09, 2021)
Sacks By	5	at Baylor (Nov 13, 2021)
First Downs	25	vs Iowa St. (Nov 20, 2021)
Penalties	9	vs TCU (Oct 16, 2021)
Penalty Yards	123	vs TCU (Oct 16, 2021)
Turnovers	3	vs Tulane (Sep 04, 2021)
		vs Western Caro. (Sep 11, 2021)
		vs Texas Tech (Oct 30, 2021)
		vs Iowa St. (Nov 20, 2021)
		at Okla. State (Nov 27, 2021)
Interceptions By	2	vs Tulane (Sep 04, 2021)
		at Baylor (Nov 13, 2021)
Punts	8	vs Western Caro. (Sep 11, 2021)
Punting Avg	60.0	at Kansas State (Oct 02, 2021)
Long Punt	78	at Texas (Oct 09, 2021)
Punts inside 20	2	vs West Virginia (Sep 25, 2021)
		vs Texas Tech (Oct 30, 2021)
		vs Iowa St. (Nov 20, 2021)
Long Punt Return	22	vs TCU (Oct 16, 2021)

OKLAHOMA'S LONGEST PLAYS

Rushing	74	Caleb Williams vs. Iowa State (Nov. 20, 2021)
Passing	67	Caleb Williams to Marvin Mims vs. Texas Tech (Oct. 30, 2021)
Field Goal	56	Gabe Brkic vs. Tulane (9/4/21); vs. WCU (9/11/21)
Punt	85	Michael Turk vs. Texas (Oct. 9, 2021)
Punt Return	18	Marvin Mims vs. Western Carolina (Sept. 11, 2021)
Kickoff Return	31	Mario Williams vs. Nebraska (9/18/21); vs. WVU (9/25/21)
Interception Return	37	Bryson Washington vs. Western Carolina (Sept. 11, 2021)
Fumble Return	70	Nik Bonitto at Kansas State (Oct. 2, 2021)

OKLAHOMA'S LONGEST RUSHES

Date	Opponent	OU Player	Yards
11/20	Iowa State	Caleb Williams	74 (TD)
10/23	Kansas	Trevon West	66
10/9	Texas	Caleb Williams	66 (TD)
10/9	Texas	Kennedy Brooks	65
9/11	Western Carolina	Caleb Williams	59
11/27	Oklahoma State	Caleb Williams	56
10/16	TCU	Kennedy Brooks	45
10/16	TCU	Caleb Williams	41 (TD)
10/23	Kansas	Caleb Williams	40 (TD)
11/27	Oklahoma State	Kennedy Brooks	36
10/9	Texas	Kennedy Brooks	33 (TD)
10/16	TCU	Kennedy Brooks	32
9/11	Western Carolina	Kennedy Brooks	32
9/4	Tulane	Kennedy Brooks	32
9/11	Western Carolina	Jaden Knowles	29 (TD)
10/2	Kansas State	Kennedy Brooks	28
11/27	Oklahoma State	Kennedy Brooks	26
11/20	Iowa State	Kennedy Brooks	26
10/16	TCU	Kennedy Brooks	25
11/20	Iowa State	Kennedy Brooks	23
10/23	Kansas	Caleb Williams	23
9/18	Nebraska	Kennedy Brooks	23

OKLAHOMA'S LONGEST PASS PLAYS

Date	Opponent	OU Players	Yards
10/30	Texas Tech	Caleb Williams to Marvin Mims	67 (TD)
10/16	TCU	Caleb Williams to Michael Woods	59
9/11	Western Carolina	Caleb Williams to Jaden Knowles	57
10/9	Texas	Caleb Williams to Marvin Mims	52 (TD)
11/27	Oklahoma State	Caleb Williams to Jeremiah Hall	50
11/13	Baylor	Caleb Williams to Jadon Haselwood	50
9/4	Tulane	Spencer Rattler to Marvin Mims	50
10/9	Texas	Spencer Rattler to Jeremiah Hall	48
10/9	Texas	Caleb Williams to Marvin Mims	47
10/30	Texas Tech	Caleb Williams to Marvin Mims	43 (TD)
10/30	Texas Tech	Spencer Rattler to Brian Darby	42 (TD)
10/16	TCU	Caleb Williams to Marvin Mims	41
10/2	Kansas State	Spencer Rattler to Marvin Mims	40
9/25	West Virginia	Spencer Rattler to Eric Gray	38
10/30	Texas Tech	Caleb Williams to Marvin Mims	36
10/16	TCU	Caleb Williams to Trevon West	35
9/25	West Virginia	Spencer Rattler to Michael Woods	35
10/30	Texas Tech	Caleb Williams to Drake Stoops	31
11/27	Oklahoma State	Caleb Williams to Austin Stonger	29 (TD)
10/9	Texas	Spencer Rattler to Michael Woods	29
10/16	TCU	Caleb Williams to Eric Gray	28
9/11	Western Carolina	Spencer Rattler to Brayden Willis	28
9/4	Tulane	Spencer Rattler to Marvin Mims	28
11/27	Oklahoma State	Caleb Williams to Austin Stonger	27
10/30	Texas Tech	Caleb Williams to Mario Williams	26
11/27	Oklahoma State	Caleb Williams to Kennedy Brooks	25

OKLAHOMA'S LONGEST RETURN PLAYS

Date	Opponent	OU Player	Yards
10/2	Kansas State	Nik Bonitto (FR)	70
11/20	Iowa State	Jalen Redmond (FR)	42 (TD)
10/16	TCU	DaShaun White (FR)	37
9/11	Western Carolina	Bryson Washington (INT)	37
9/25	West Virginia	Marvin Mims (KR)	31
9/18	Nebraska	Mario Williams (KR)	31
11/27	Oklahoma State	Woodi Washington (IR)	23
9/25	West Virginia	Mario Williams (KR)	22
10/30	Texas Tech	Pat Fields (IR)	21
9/11	Western Carolina	Marvin Mims (PR)	21

OKLAHOMA'S LONGEST DRIVES

Date	Opponent	Quarter	Plays-Yards	TOP	Drive Ended
10/30	Texas Tech	1st	7-95	3:08	Touchdown
10/30	Texas Tech	2nd	8-91	3:56	Touchdown
9/4	Tulane	2nd	9-84	4:53	Touchdown
9/25	West Virginia	4th	14-80	3:39	Field Goal
9/18	Nebraska	3rd	10-80	5:29	Touchdown
11/13	Baylor	2nd	9-78	4:01	Touchdown
10/30	Texas Tech	1st	3-78	1:17	Touchdown
9/11	Western Carolina	2nd	10-78	3:28	Touchdown
9/4	Tulane	2nd	7-78	3:03	Touchdown
11/27	Oklahoma State	2nd	8-77	3:29	Field Goal
10/16	TCU	3rd	3-77	1:33	Touchdown
10/16	TCU	2nd	5-76	1:23	Touchdown
11/27	Oklahoma State	1st	15-75	7:23	Touchdown
11/27	Oklahoma State	1st	5-75	1:49	Touchdown
11/20	Iowa State	1st	2-75	0:47**	Touchdown
11/13	Baylor	4th	4-75	1:31	Touchdown
10/30	Texas Tech	3rd	8-75	4:48	Touchdown
10/23	Kansas	4th	12-75	5:14	Touchdown
10/23	Kansas	3rd	3-75	1:16	Touchdown
10/23	Kansas	3rd	14-75	7:03	Touchdown
10/16	TCU	3rd	5-75	2:18	Touchdown
10/16	TCU	1st	7-75	2:59	Touchdown
10/2	Kansas State	1st	10-75	4:31	Touchdown
10/2	Kansas State	3rd	5-75	2:11	Touchdown
10/2	Kansas State	4th	11-75	5:34	Touchdown
9/18	Nebraska	1st	14-75	6:58	Touchdown
9/11	Western Carolina	3rd	8-75	3:08	Touchdown
9/4	Tulane	1st	11-75	5:16	Touchdown
9/4	Tulane	1st	5-75	2:06	Touchdown
9/11	Western Carolina	3rd	6-73	3:11	Touchdown
9/11	Western Carolina	1st	8-70	2:17	Touchdown
11/20	Iowa State	4th	5-68	2:20	Touchdown
10/16	TCU	4th	9-68	5:44	Touchdown
11/20	Iowa State	2nd	9-66	3:06	Missed FG
9/18	Nebraska	3rd	12-65	4:38	Touchdown
9/11	Western Carolina	1st	10-65	3:19	Touchdown
11/20	Iowa State	3rd	9-64	3:06	Touchdown
9/25	West Virginia	3rd	10-64	3:29	Field Goal
10/2	Kansas State	2nd	19-63	8:49*	Field Goal
10/16	TCU	1st	7-62	4:24	Touchdown
9/25	West Virginia	3rd	16-62	8:11	Field Goal
9/4	Tulane	4th	13-61	6:25	Missed FG
9/11	Western Carolina	2nd	7-60	2:56	Touchdown
10/16	TCU	2nd	6-59	2:37	Field Goal
9/11	Western Carolina	1st	3-58	0:57	Touchdown
11/13	Baylor	2nd	9-52	3:28	Missed FG
9/25	West Virginia	1st	7-52	3:00	Touchdown
9/11	Western Carolina	3rd	2-50	0:56	Touchdown

*Longest scoring drive by time of possession

** Shortest scoring drive by time of possession

OPPONENTS' LONGEST PLAYS

Rushing	75	Abram Smith, Baylor (Nov. 13, 2021)
Passing	75	Twice: MR Max Duggan to Quentin Johnston, TCU (Oct. 16, 2021)
Field Goal	51	Connor Culp, Nebraska (Sept. 18, 2021)
Punt	78	Cameron Dicker, Texas (Oct. 9, 2021)
Punt Return	22	Derius Davis, TCU (Oct. 16, 2021)
Kickoff Return	93	Malik Knowles, Kansas State (Oct. 2, 2021)
Interception Return	2	Craig McDonald, Iowa State (Nov. 20, 2021)
Fumble Return	N/A	

BIG 12/NCAA RANKINGS

INDIVIDUAL

Category	Player	Stat	Big 12 Rank	NCAA Rank
Completion Percentage	Spencer Rattler	.749	1	2
	Caleb Williams	.625	8	56
Completions/Game	Spencer Rattler	15.6	5	72
	Caleb Williams	11.5	9	99
Passing Efficiency	Caleb Williams	166.7	1	8
	Spencer Rattler	155.5	3	27
Passing Yards	Caleb Williams	1,670	8	95
Passing Yards/Game	Caleb Williams	167.0	8	95
	Spencer Rattler	164.8	9	90
Yards/Pass Attempt	Caleb Williams	9.1	1	9
	Spencer Rattler	7.9	7	59
Yards/Pass Completion	Caleb Williams	14.5	1	9
Rushing Yards	Kennedy Brooks	1,111	6	29
Rushing Yards/Game	Kennedy Brooks	92.6	5	31
Rush Yards/Carry	Kennedy Brooks	6.0	2	21
Rushing TDs	Kennedy Brooks	10	6	33
Receiving Yards	Marvin Mims	648	9	127
Receiving Yards/Game	Marvin Mims	54.0	10	137
Yards/Reception	Marvin Mims	21.6	1	4
Receiving TDs	Jadon Haselwood	6	4	71
Total Offense/Game	Caleb Williams	207.8	6	77
	Spencer Rattler	173.3	9	94
Field Goals/Game	Gabe Brkic	1.5	2	23
Field Goal Pct.	Gabe Brkic	.750	7	66
Total Points Scored	Gabe Brkic	106	3	25
Total Points/Game	Gabe Brkic	8.8	4	24
Total Touchdowns	Kennedy Brooks	10	8	81
Points Responsible For	Caleb Williams	144	3	45
	Gabe Brkic	106	10	100
Points Responsible For/Game	Caleb Williams	14.4	1	28
Sacks/Game	Spencer Rattler	9.6	7	80
	Isaiah Thomas	0.67	5	36
Forced Fumbles/Game	Nik Bonitto	0.58	6	53
	Isaiah Thomas	0.3	5	29
Fumbles Recovered	Key Lawrence	0.3	5	29
	Nik Bonitto	3	1	3
	Jalen Redmond	2	3	21

TEAM

Category	Stat	Big 12 Rank	NCAA Rank
Scoring Offense	38.4	1	10
Scoring Defense	25.2	6	56
Total Offense	441.6	1	28
Total Defense	381.9	6	70
Rushing Offense	176.3	5	54
Rushing Defense	123.8	4	24
Pass Offense	265.2	2	30
Pass Defense	258.1	9	108
Pass Efficiency	160.4	1	11
Pass Defense Efficiency	143.7	7	100
Passes Had Intercepted	9	5	49
Passes Intercepted	10	2	52
Sacks/Game	2.5	4	49
Sacks Allowed/Game	2.8	9	100
Tackles for Loss/Game	5.8	6	70
First Downs	263	4	52
First Downs Allowed	250	6	70
3rd-Down Conversion Pct.	41.9	5	50
Opp. 3rd-Down Conversion Pct.	37.2	4	49
4th-Down Conversion Pct.	64.3	5	24
Opp. 4th-Down Conversion Pct.	62.9	9	105
Red Zone Offense Pct.	96.4	1	1
Red Zone Defense Pct.	84.4	3	78
Penalties/Game	6.6	9	85
Penalty Yards/Game	54.8	8	70
Time of Possession	28:59	8	92
Turnover Margin	0.8	2	10
Net Punt Average	44.2	1	3
Kick Return Average	20.0	8	76
Kickoff Coverage	25.0	8	114
Punt Return Average	4.1	8	119
Punt Coverage	7.7	6	63

9/4/21 • Gaylord Family – Oklahoma Memorial Stadium (42,206) • Norman		
	TULANE	35
	#2 OKLAHOMA	40

NORMAN — In the 1,300th game in school history, No. 2/3 Oklahoma outscored Tulane 23-0 in the second quarter and withstood a late Green Wave rally in a 40-35 home victory. The game was originally scheduled to be played in New Orleans but was moved after Hurricane Ida moved across Louisiana the Sunday before the contest.

Quarterback Spencer Rattler completed 30 of 39 passes for 304 yards and a touchdown and added a rushing score. Marvin Mims caught five passes for a game-high 117 yards while receiver Mario Williams, in his first career game, caught six balls for 37 yards, including a six-yard touchdown. Running back Kennedy Brooks rushed 14 times for 87 yards (6.2 average) and a TD in his first contest since the 2019 season.

Safety Delarrin Turner-Yell recorded a game-high 10 tackles and paced an OU defense that forced and recovered three Tulane fumbles.

Gabe Brkic tied an FBS record with his three field goal makes of at least 50 yards (51, 56 and 55). No Sooner had ever made more than one 50-plus-yard field goal in a game.

Score by Quarters	1	2	3	4	Score
Tulane	14	0	8	13	35
Oklahoma	14	23	3	0	40

Record: (0-1, 0-0 AAC)
Record: (1-0, 0-0 Big 12)

Scoring Summary:

- 1st 12:01 OU - Stogner, Austin 20 yd pass from Rattler, S. (Brkic, Gabe kick)
3 plays, 45 yards, TOP 1:08 0-7
- 1st 11:15 TUL - Carroll, C. 6 yd pass from Pratt, M. (Dable, G. kick)
8 plays, 55 yards, TOP 03:08 7-0
- 1st 05:59 OU - Rattler, S. 1 yd rush (Brkic, G. kick)
11 plays, 75 yards, TOP 05:16 7-7
- 1st 04:44 TUL - Toles, J. 15 yd rush (Dable, G. kick)
4 plays, 75 yards, TOP 01:15 14-7
- 1st 02:38 OU - Williams, C. 1 yd rush (Brkic, G. kick)
5 plays, 75 yards, TOP 02:06 14-14
- 2nd 10:00 OU - Brooks, K. 1 yd rush (Brkic, G. kick)
9 plays, 84 yards, TOP 04:53 14-21
- 2nd 08:59 OU - Brkic, G. 26 yd FG
4 plays, 2 yards, TOP 00:49 14-24
- 2nd 07:58 OU - Brkic, G. 51 yd FG
4 plays, 0 yards, 00:53 14-27
- 2nd 03:01 OU - Williams, M. 6 yd pass from Rattler, S. (Brkic, G. kick)
7 plays, 78 yards, TOP 03:03 14-34
- 2nd 00:00 OU - Brkic, G. 56 yd FG
3 plays, 2 yards, TOP 00:30 14-37
- 3rd 03:31 TUL - Pratt, M. 4 yd rush (Watts, D. rush)
11 plays, 42 yards, TOP 03:44 22-37
- 3rd 01:01 OU - Brkic, G. 55 yd FG
7 plays, 37 yards, TOP 02:30 22-40
- 4th 11:28 TUL - Carroll, C. 5 yd pass from Pratt, M. (Pratt, M. rush failed)
8 plays, 47 yards, TOP 02:23 28-40
- 4th 02:18 TUL - Wallace, W. 5 yd pass from Pratt, M. (Glover, M. kick)
8 plays, 80 yards, TOP 02:45 35-40


	TUL	OU
FIRST DOWNS	24	24
RUSHES-YARDS (NET)	32-100	35-116
PASSING YDS (NET)	296	314
Passes Att-Comp-Int	27-45-0	31-40-2
TOTAL OFFENSE PLAYS-YARDS	77-396	75-430
Fumble Returns-Yards	0-0	0-0
Punt Returns-Yards	0-0	1-3
Kickoff Returns-Yards	2-37	0-0
Interception Returns-Yards	2-0	0-0
Punts (Number-Avg)	3-49.7	0-0.0
Fumbles-Lost	4-3	1-0
Penalties-Yards	6-48	7-50
Possession Time	26:37	33:23
Third-Down Conversions	4 of 14	3 of 12
Fourth-Down Conversions	4 of 6	2 of 3
Red-Zone Scores-Chances	5-6	5-6
Sacks By: Number-Yards	1-11	4-19

RUSHING: TUL - Pratt, M. 15-34; Carroll, C. 10-31; Spears, T. 6-20; Toles, J. 1-15. **OU** - Brooks, K. 14-87; Gray, E. 9-27; Rattler, S. 8-7; Williams, C. 1-1.

PASSING: TUL - Pratt, M. 27-44-3-296; Ibieta, J. 0-1-0-0. **OU** - Rattler, S. 30-39-1-304; Williams, M. 1-1-0-10.

RECEIVING: TUL - James, T. 6-93; Wyatt, S. 5-58; Carroll, C. 4-19; Wallace, W. 3-27; Spears, T. 3-6; Toles, J. 2-42; Booker, Y. 2-37; Watts, P. 2-14. **OU** - Williams, M. 6-37; Mims, M. 5-117; Haselwood, J. 4-47; Woods, M. 4-36; Hall, H. 4-24; Stogner, A. 3-36; Darby, B. 3-26; West, T. 1-3; Gray, E. 1-6.

TACKLES (UA-A): TUL - Anderson, N. 6-2; Williams, D. 5-3; Johnson, J. 3-3; Candy, J. 2-4; Moody, M. 2-4; Clark, M. 5-0; Henry, K. 3-2; Brooks, L. 3-1; Anderson, A. 2-1; Dorceus, J. 1-2; Seiden, N. 1-2; Monroe, J. 2-0; Robinson, L. 2-0; Hicks, E. 0-2; Kerr, A. 1-0; Rakestraw, D. 1-0; Dyson, R. 1-0; Hodges, D. 1-0; Douglas, D. 0-1; Friloux, A. 0-1; Thomas, A. 0-1; Cooper, K. 0-1. **OU** - Turner-Yell, D. 7-3; Graham, D. 4-2; Ugwoegbu, D. 4-1; Fields, P. 3-2; Washington, W. 3-1; Bowman, B. 3-1; Thomas, I. 3-0; Davis, J. 2-1; Ellison, J. 1-2; White, D. 1-2; Winfrey, P. 0-3; Lawrence, K. 2-0; Grimes, R. 1-1; Stutsman, D. 1-1; Bonitto, N. 1-1; Kelly, C. 1-1; Redmond, J. 0-1; Roberson, K. 0-1; McCutchin, L. 1-0; Asamoah, B. 1-0; Morris, J. 1-0; Broiles, J. 0-1; Smith, C. 0-1.

9/11/21 • Gaylord Family – Oklahoma Memorial Stadium (83,538) • Norman		
	WESTERN CAROLINA	0
	#4 OKLAHOMA	76

NORMAN — No. 4/4 Oklahoma outgained Western Carolina 624 yards to 178 in a 76-0 home victory in front of Gaylord Family – Oklahoma Memorial Stadium's first full crowd since the 2019 season. It was OU's most points since a 77-0 win over Texas A&M and marked the program's second shutout in two seasons (blanked Missouri State 48-0 in last year's opener).

OU finished with 347 passing yards and 277 rushing yards in pushing its winning streak to 10 games, tied for second longest nationally.

In one half of action, quarterback Spencer Rattler completed 20 of 26 passes for 243 yards and five touchdowns without an interception. Eleven receivers caught at least one pass in the first half as the Sooners took a 45-0 advantage to the locker room.

Three OU players (receiver Jadon Haselwood and walk-on running backs Jadon Knowles and Todd Hudson) recorded two touchdowns each. They were the second and third of Haselwood's OU career and first two each for Knowles and Hudson.

OU registered four sacks and eight tackles for loss on the night. Redshirt freshman safety Bryson Washington had a fumble recovery and an interception.

Score by Quarters	1	2	3	4	Score
Western Carolina	0	0	0	0	0
Oklahoma	17	28	17	14	76

Record: (0-2, 0-0 Southern)
Record: (2-0, 0-0 Big 12)

Scoring Summary:

- 1st 10:28 OU - Haselwood, J. 7 yd pass from Rattler, S. (Brkic kick)
8 plays, 70 yards, TOP 02:17 0-7
- 1st 06:56 OU - Brkic 56 yd FG
5 plays, 33 yards, TOP 01:44 0-10
- 1st 05:04 OU - Gray, E. 20 yd pass from Rattler, S. (Brkic kick)
3 plays, 58 yards, TOP 00:57 0-17
- 2nd 14:57 OU - Brooks, K. 1 yd rush (Brkic kick)
10 OU, 65 yards, TOP 03:19 0-24
- 2nd 12:58 OU - Woods, M. 4 yd pass from Rattler, S. (Brkic kick)
4 plays, 31 yards, TOP 01:04 0-31
- 2nd 08:11 OU - Williams, M. 10 yd pass from Rattler, S. (Brkic kick)
10 plays, 78 yards, TOP 03:28 0-38
- 2nd 01:54 OU - Haselwood, J. 6 yd pass from Rattler, S. (Brkic kick)
7 plays, 60 yards, TOP 02:56 0-45
- 3rd 11:52 OU - Knowles, J. 1 yd rush (Schmit kick)
8 plays, 75 yards, TOP 03:08 0-52
- 3rd 08:15 OU - Schmit, Z. 46 yd FG
5 plays, 10 yards, TOP 02:15 0-55
- 3rd 03:43 OU - Knowles, J. 29 yd rush (Schmit kick)
2 plays, 50 yards, TOP 00:56 0-62
- 4th 10:42 OU - Hudson, T. 6 yd rush (Schmit kick)
6 plays, 73 yards, TOP 06:11 0-69
- 4th 01:36 OU - Hudson, T. 2 yd rush (Schmit kick)
6 plays, 25 yards, TOP 03:14 0-76

	WCU	OU
FIRST DOWNS	11	31
RUSHES-YARDS (NET)	27-55	38-277
PASSING YDS (NET)	123	347
Passes Att-Comp-Int	21-36-1	27-38-0
TOTAL OFFENSE PLAYS-YARDS	63-178	76-624
Fumble Returns-Yards	0-0	0-0
Punt Returns-Yards	1-16	2-20
Kickoff Returns-Yards	3-79	0-0
Interception Returns-Yards	0-0	1-37
Punts (Number-Avg)	8-35.2	1-57.0
Fumbles-Lost	4-2	1-0
Penalties-Yards	4-30	6-61
Possession Time	27:01	32:59
Third-Down Conversions	3 of 15	8 of 12
Fourth-Down Conversions	1 of 3	1 of 1
Red-Zone Scores-Chances	0-0	9-9
Sacks By: Number-Yards	2-7	4-19

RUSHING: WCU - Davis, C. 3-27; Stanley, M. 5-17; Adams, B. 3-13; Jones, T. 4-10; Benjamin, K. - 6-10; Nelson, T. 1-1; Wells, R. 5--23. **OU** - Gray, E. 9-74; Williams, C. 4-60; Brooks, K. 6-48; Knowles, J. 4-37; Rattler, S. 4-29; Hudson, T. 9-25; Hall, J. 1-6.

PASSING: WCU - Wells, R. 16-29-0-86; Davis, C. 5-7-1-37. **OU** - Rattler, S. 20-26-0-243; Williams, C. 5-10-0-84; Rucker, R. 2-2-0-20.

RECEIVING: WCU - Benjamin, K. 6-34; Williams, C. 2-28; Jones, T. 2-10; Jones, C. 2-2; Nelson, T. 1-18; Quillen, J. 1-8; Patten, D. 1-6; Williams, R. 1-5; Vines, M. 1-5; Adams, B. 1-3; Bardal, C. 1-2; Heath, R. 1-2; Home, T. 1-0. **OU** - Williams, M. 4-49; Haselwood, J. 4-19; Jackson, C. 3-31; Sumlin, J. 3-19; Knowles, J. 2-65; Willis, B. 2-51; Stogner, A. 0-21; Woods, M. 2-8; Gray, E. 1-20; Mims, M. 1-19; Hall, J. 1-16; Darby, B. 1-16; Stoops, D. 1-13.

TACKLES (UA-A): WCU - Gadie, C. 4-4; Hogans, I. 4-4; Harris, J. 4-3; McCutcheon, C. 3-4; Harris, T. 2-2; Kent, R. 2-2; Taylor, K. 1-3; Keaton, A. 0-4; Oelrich, N. 3-0; Talley, Q. 2-1; Gattison, R. 2-0; Childers, T. 1-1; Milner, K. 1-1; Pauling, J. 1-1; Morgan, C. 0-2; Fisher, C. 1-0; Nelson, M. 1-0; Gethers, A. 1-0; Rogers-Anderson, L. 1-0; Davis, C. 1-0; Bell, D. 1-0; Ricciardi, G. 1-0; Floyd, J. 0-1; Alexander, M. 0-1. **OU** - Stutsman, D. 7-1; Turner-Yell, D. 3-0; Thomas, I. 2-1; Whittier, S. 2-1; Graham, D. 2-1; Asamoah, B. 1-2; Washington, B. 1-2; Harmon, D. 1-2; Redmond, J. 2-0; Davis, J. 2-0; Downs, E. 2-0; Broiles, J. 2-0; Kelley, J. 2-0; Coe, I. 1-1; White, D. 1-1; Criddell, J. 1-1; Winfrey, P. 1-1; Mukes, J. 1-1; Gilliam, K. 1-1; Ellison, J. 0-2; Kelly, C. 1-0; McCutchin, L. 1-0; Bowman, B. 1-0; Stokes, L. 1-0; Mead, B. 1-0.

9/18/21 • Gaylord Family – Oklahoma Memorial Stadium (84,659) • Norman		
	NEBRASKA	16
	#3 OKLAHOMA	23

NORMAN — No. 3/3 Oklahoma was held to its lowest point total since the 2016 season opener but still downed Nebraska 23-16 in Norman for its fifth win in its last six meetings with the Huskers. It was the programs' first meeting since the 2010 Big 12 Championship Game and came during the 50th-anniversary season of the 1971 "Game of the Century."

OU's defense registered season highs of 10 tackles for loss and five sacks and held a NU squad that was averaging 513.7 yards per game over its first three contests to 384. The Sooners limited the Huskers to 95 rushing yards (2.5 per carry).

After Nebraska scored a touchdown with eight seconds left in the third quarter to trim the Sooners' lead to 14-9, defensive lineman Isaiah Coe blocked the PAT attempt and safety Pat Fields returned it 100 yards for a 16-9 lead. Later, cornerback D.J. Graham registered a dazzling one-handed, fourth-quarter interception deep in OU territory to preserve a 23-9 advantage.

Nik Bonitto led the OU with 3.0 tackles for loss and 2.0 sacks, while Jalen Redmond finished with 2.0 TFLs and 1.5 sack. LB DaShaun White logged a team-high 10 tackles.

Spencer Rattler completed 24 of 34 passes (70.5%) for 214 yards and a touchdown (1-yarder to Jeremiah Hall in third quarter) and ran for a 1-yard score on the game's opening possession.

Eric Gray (84 yards) and Kennedy Brooks (75 yards) combined for 159 rushing yards on 29 carries (5.5 average), while receiver Jadon Haselwood caught a career-high-tying six passes for 61 yards.

OU's 23 points were its fewest in a win since beating TCU 20-17 in 2013 in Norman.

Score by Quarters	1	2	3	4	Score	
Nebraska	3	0	6	7	16	Record: (2-2, 0-1 Big Ten)
Oklahoma	7	0	9	7	23	Record: (3-0, 0-0 Big 12)

Scoring Summary:

- 1st 08:02 OU - Rattler, S. 1 yd run (Brkic, G. kick)
14 plays, 75 yards, TOP 06:58 0-7
- 1st 01:21 NEB - Culp, C. 51 yd field goal
14 plays, 42 yards, TOP 06:41 3-7
- 3rd 03:50 OU - Hall, J. 1 yd pass from Rattler, S. (Brkic, G. kick)
10 plays, 80 yards, TOP 05:29 3-14
- 3rd 00:08 NEB - Martinez, A. 4 yd run
9 plays, 75 yards, TOP 03:42 9-14
- 3rd 00:08 OU - Fields, Patrick 100 yd PAT return
9-16
- 4th 10:24 OU - Brooks, K. 2 yd run (Brkic, G. kick)
12 plays, 65 yards, TOP 04:38 9-23
- 4th 05:38 NEB - Manning, O. 21 yd pass from Martinez, A. (Culp, Connor kick)
3 plays, 38 yards, TOP 01:02 16-23

	NU	OU
FIRST DOWNS	18	21
RUSHES-YARDS (NET)	38-95	35-194
PASSING YDS (NET)	289	214
Passes Att-Comp-Int	19-25-1	24-34-0
TOTAL OFFENSE PLAYS-YARDS	63-384	69-408
Fumble Returns-Yards	0-0	0-0
Punt Returns-Yards	1-10	1-0
Kickoff Returns-Yards	1-12	2-31
Interception Returns-Yards	0-0	1-0
Punts (Number-Avg)	2-50.0	4-39.2
Fumbles-Lost	0-0	0-0
Penalties-Yards	8-70	7-70
Possession Time	29:10	30:50
Third-Down Conversions	6 of 14	6 of 11
Fourth-Down Conversions	1 of 3	0 of 0
Red-Zone Scores-Chances	2-4	3-3
Sacks By: Number-Yards	0-0	5-28

RUSHING: NU – Johnson, R. 11-42; Martinez, A. 17-34; Ervin, Jr., G. 9-18; Morrison, S. 1-1. **OU** – Gray, E. 15-84; Brooks, K. 14-75; Rattler, S. 6-35.

PASSING: NU – Martinez, A. 19-25-1-289. **OU** – Rattler, S. 24-34-0-214.

RECEIVING: NU – Allen, A. 6-43; Betts, Z. 3-61; Johnson, R. 3-48; Toure, S. 3-27; Manning, O. 2-52; Vokolek, T. 1-38; Falck, L. 1-20. **OU** – Haselwood, J. 6-61; Williams, M. 3-29; Woods, M. 3-24; Hall, J. 3-1; Mims, M. 2-32; Stoops, D. 2-31; Jackson, C. 2-14; Willis, B. 1-11; Stogner, A. 1-9; Gray, E. 1-2.

TACKLES (UA-A): NU – Domann, J. 7-5; Williams, D. 5-4; Newsome, Q. 6-1; Reimer, L. 3-4; Henrich, N. 1-6; Nelson, G. 2-4; Stille, B. 1-4; Thomas, D. 3-1; Dismuke, M. 2-2; Tanner, C. 1-3; Taylor-Britt, C. 2-1; Robinson, T. 2-1; Daniels, D. 0-2; Kolarevic, C. 1-0; Buford, M. 1-0; Franke, B. 1-0; Clark, B. 1-0. **OU** – White, D. 5-5; Fields, P. 7-2; Asamoah, B. 3-3; Bonitto, N. 4-1; Broiles, J. 3-2; Redmond, J. 2-3; Ellison, J. 0-5; Turner-Yell, D. 2-2; Whitter, S. 0-4; Davis, J. 2-1; Winfrey, P. 1-2; Lawrence, K. 1-2; Ugwoegbu, D. 2-0; Coe, I. 2-0; Grimes, R. 1-0; McCutchin, L. 1-0; Graham, D. 1-0; Roberson, K. 0-1; Thomas, I. 0-1.

9/25/21 • Gaylord Family – Oklahoma Memorial Stadium (84,353) • Norman		
	WEST VIRGINIA	13
	#4 OKLAHOMA	16

NORMAN — Gabe Brkic kicked a 30-yard field goal with no time remaining to lift No. 4/3 Oklahoma to a 16-13 home win over West Virginia in Norman. The play marked OU's first-ever game-winning kick with zeroes on the clock and gave the Sooners their only lead of the evening.

On a night that yielded few offensive yards or big plays for either team, OU outgained WVU 313-226 (4.9 yards per play to 3.6). The Sooners gained just 57 yards on the ground but held the Mountaineers to 47.

With the game tied at 13, the Sooners took possession on their own 8-yard line with 3:39 left in the fourth quarter and proceeded to go 80 yards on 14 plays to set up Brkic for his third field goal of the game.

West Virginia gained 75 yards on its first possession and took a 7-0 lead, but registered only 151 yards the rest of the night (62 in the second half and -9 in the fourth quarter).

OU quarterback Spencer Rattler completed 26 of 36 passes (72.2%) for 256 yards and a touchdown to improve to 13-2 as a starter. He was 6 for 6 for 54 yards on the game-winning drive and completed 15 of his final 16 attempts.

Michael Woods II caught a career-high eight passes for 86 yards while Austin Stogner caught the TD pass, a 5-yarder on OU's opening drive.

Linebacker Brian Asamoah and safety Pat Fields led the Sooners with nine tackles apiece and safety Delarrin Turner-Yell registered his second career interception on the final play of the second quarter.

Score by Quarters	1	2	3	4	Score	
West Virginia	7	3	3	0	13	Record: (2-2, 0-1 Big 12)
Oklahoma	7	0	3	6	16	Record: (4-0, 1-0 Big 12)

Scoring Summary:

- 1st 05:53 WVU - Greene, G. 2 yd rush (Legg, C. kick)
17 plays, 75 yards, TOP 09:07 7-0
- 1st 02:46 OU - Stogner, A. 5 yd pass from Rattler, S. (Brkic, G. kick)
7 plays, 67 yards, TOP 03:00 7-7
- 2nd 00:00 WVU - Legg, C. 25 yd FG
9 plays, 41 yards, TOP 02:16 10-7
- 3rd 11:26 OU - Brkic, G. 28 yd FG
10 plays, 64 yards, TOP 03:29 10-10
- 3rd 05:21 WVU - Legg, C. 21 yd FG
11 plays, 68 yards, TOP 05:59 13-10
- 4th 08:52 OU Brkic, G. 35 yd FG
16 plays, 62 yards, TOP 08:11 13-13
- 4th 00:00 OU - Brkic, G. 30 yd FG
14 plays, 80 yards, TOP 03:39 13-16

	WVU	OU
FIRST DOWNS	18	19
RUSHES-YARDS (NET)	29-47	28-57
PASSING YDS (NET)	179	256
Passes Att-Comp-Int	23-34-1	26-36-1
TOTAL OFFENSE PLAYS-YARDS	63-226	64-313
Fumble Returns-Yards	0-0	0-0
Punt Returns-Yards	2-8	1-2
Kickoff Returns-Yards	1-27	3-72
Interception Returns-Yards	1-0	1-0
Punts (Number-Avg)	5-46.6	3-52.7
Fumbles-Lost	3-0	0-0
Penalties-Yards	7-43	4-35
Possession Time	33:00	27:00
Third-Down Conversions	4 of 14	5 of 12
Fourth-Down Conversions	2 of 2	1 of 2
Red-Zone Scores-Chances	3-3	4-4
Sacks By: Number-Yards	4-13	1-8

RUSHING: WVU – Brown, L. 15-56; Greene, G. 5-15; James, S. 1-9; Doege, J. 7-13. **OU** – Gray, E. 12-38; Brooks, K. 5-17; Hall, J. 1-1; Williams, M. 1-1; Rattler, S. 9-0.

PASSING: WVU – Doege, J. 20-29-1-160; Greene, G. 3-4-0-19. **OU** – Rattler, S. 26-36-1-256.

RECEIVING: WVU – Ford-Wheaton, B. 8-93; Wright, W. 7-65; James, S. 5-21; Brown, L. 2-4; O'Laughlin, M. 1-4. **OU** – Woods, M. 8-86; Williams, M. 4-34; Gray, E. 3-52; Haselwood, J. 3-21; Stoops, D. 3-15; Mims, M. 2-25; Willis, B. 1-9; Hall, J. 1-9; Stogner, A. 1-5.

TACKLES (UA-A): WVU – Chandler-Semedo, J. 4-8; Mahone, S. 4-6; Addae, A. 2-7; Loe, E. 3-3; Dixon, L. 2-4; Fortune, N. 4-1; Bartlett, J. 2-3; Alston, T. 3-1; Porter Jr., D. 1-3; Young Jr., S. 2-1; Mesidor, A. 0-3; Martin, K. 1-0; Matthews, J. 1-0; Stills, D. 1-0; Martin, S. 1-0; Jefferson, J. 0-1; Woods, C. 0-1; Lee, T. 0-1; Cowan, V. 0-1. **OU** – Asamoah, B. 6-3; Fields, P. 4-5; Turner-Yell, D. 5-3; Ugwoegbu, D. 1-5; Davis, J. 5-0; Graham, D. 2-2; Whitter, S. 2-2; Roberson, K. 1-3; White, D. 0-4; Winfrey, P. 2-1; Lawrence, K. 0-3; McCutchin, L. 2-0; Ellison, J. 1-1; Thomas, I. 1-1; Bowman, B. 1-1; Broiles, J. 0-2; Stokes, L. 0-1; Kelleher, K. 0-1; Willis, B. 0-1; Downs, E. 0-1.

10/2/21 • Bill Snyder Family Stadium (47,690) • Manhattan, Kan.		
	#6 OKLAHOMA	37
	KANSAS STATE	31

MANHATTAN, Kan. — Oklahoma took a 34-17 lead with 9:49 left in the fourth quarter and held on for a 37-31 win at Kansas State to record its 27th victory in its last 29 true road games and 13th straight triumph overall.

The Sooners were particularly effective in the second and third quarters, gaining 308 yards and outscoring the Wildcats 24-10 in those two periods.

Spencer Rattler completed 22 of 25 passes for 243 yards and two touchdowns on the day. His TD passes went to tight end/H-back Jeremiah Hall (second of season, 10th of career) and receiver Mike Woods (second as a Sooner, 12th of career). Hall also rushed for his first career TD on a four-yard play in the second quarter.

Outside linebacker Nik Bonitto's 70-yard fumble return (fumble forced by defensive end Reggie Grimes) on the game's opening possession set a record for longest in program history. Bonitto's fumble recovery was his second of season and set up a 40-yard Gabe Brkic field goal for a 3-0 lead.

Brkic made all three of his field goal attempts, also connecting from 27 and 47 yards. He has a school-record 17 career makes from at least 40 yards.

The win was the 50th in the head coaching career of Lincoln Riley in just 58 outings. Only College Football Hall of Famer Barry Switzer (56 games) reached 50 career wins faster at OU (Bud Wilkinson also in 58 games while Bob Stoops did it in 59).

Score by Quarters	1	2	3	4	Score	
Oklahoma	3	10	14	10	37	Record (5-0, 2-0 Big 12)
Kansas State	7	3	7	14	31	Record (3-2, 0-2 Big 12)

Scoring Summary:

- 1st 04:42 OU - Brkic, G. 40 yd field goal
7 plays, -4 yards, TOP 04:03 3-0
- 1st 00:11 KSU - Brooks, P. 2 yd pass from Thompson, S. (Winkel, T. kick)
10 plays, 75 yards, TOP 04:31 3-7
- 2nd 10:19 OU - Hall, J. 4 yd run (Brkic, G. kick)
12 plays, 75 yards, TOP 04:52 10-7
- 2nd 01:30 KSU - Winkel, T. 30 yd field goal
19 plays, 63 yards, TOP 08:49 10-10
- 2nd 00:02 OU - Brkic, G. 27 yd field goal
9 plays, 65 yards, TOP 01:28 13-10
- 3rd 11:40 OU - Brooks, K. 2 yd run (Brkic, G. kick)
9 plays, 75 yards, TOP 03:20 20-10
- 3rd 05:30 OU - Woods, M. 14 yd pass from Rattler, S. (Brkic, G. kick)
9 plays, 90 yards, TOP 04:27 27-10
- 3rd 03:19 KSU - Vaughn, D. 7 yd pass from Thompson, S. (Winkel, T. kick)
5 plays, 75 yards, TOP 02:11 27-17
- 4th 09:49 OU - Hall, J. 1 yd pass from Rattler, S. (Brkic, G. kick)
6 plays, 52 yards, TOP 03:16 34-17
- 4th 04:15 KSU - Weber, L. 6 yd pass from Thompson, S. (Winkel, T. kick)
11 plays, 75 yards, TOP 05:34 34-24
- 4th 01:33 OU - Brkic, G. 47 yd field goal
6 plays, -5 yards, TOP 02:41 37-24
- 4th 01:20 KSU - Knowles, M. 93 yd kickoff return (Winkel, T. kick)
37-31


	OU	KSU
FIRST DOWNS	22	22
RUSHES-YARDS (NET)	32-131	27-100
PASSING YDS (NET)	261	320
Passes Att-Comp-Int	23-28-1	29-41-0
TOTAL OFFENSE PLAYS-YARDS	60-392	68-420
Fumble Returns-Yards	1-70	0-0
Punt Returns-Yards	0-0	0-0
Kickoff Returns-Yards	0-0	4-134
Interception Returns-Yards	0-0	1-0
Punts (Number-Avg)	0-0-0	1-60
Fumbles-Lost	2-0	1-1
Penalties-Yards	10-85	7-50
Possession Time	27:18	32:42
Third-Down Conversions	4 of 7	8 of 15
Fourth-Down Conversions	0 of 0	4 of 5
Red-Zone Scores-Chances	6-6	4-5
Sacks By: Number-Yards	1-9	2-9

RUSHING: OU - Brooks, K. 15-91; Rattler, S. 8-24 Gray, E. 4-22; Hall, J. 2-9. **KSU** - Vaughn, D. 15-51; Ervin, J. 7-33; Knowles, M. 1-16; Sinnott, B. 1-9; Wright, J. 1-2, Thompson, S. 1-(9).

PASSING: OU - Rattler, S. 22-25-1-243; Williams, C. 1-1-0-18. **KSU** - Thompson, S. 29-41-0-320.

RECEIVING: OU - Mims, M. 4-71; Willis, B. 4-31; Woods, M. 4-31; Williams, M. 3-29; Hall, J. 3-20; Stoops, D. 2-31; Gray, E. 2-17; Haselwood, J. 1-18; Stogner, A. 1-11. **KSU** - Vaughn, D. 10-104; Brooks, P. 6-55; Knowles, M. 5-21; Weber, L. 4-65; Garber, K. 1-54; Imatorbhebhe, D. 1-11; Wheeler, S. 1-6; Warner, K. 1-4.

TACKLES (UA-A): OU - Asamoah, B. 4-5; Broiles, J. 3-6; Fields, P. 6-2; White, D. 4-4; Bowman, B. 2-3; Lawrence, K. 2-2; Bonitto, N. 2-2; Thomas, I. 2-2; Davis, J. 2-1; Whitter, S. 2-1; Ugwoegbu, D. 1-2; Graham, D. 0-2; Roberson, K. 0-2; Mead, B. 1-0; Grimes, R. 1-0; McCutchin, L. 1-0; Stoops, D. 1-0; Mukes, J. 1-0; Coe, I. 0-1; Kelly, C. 0-1; Ellison, J. 0-1; Stripling, M. 0-1. **KSU** - Yeast, R. 7-1; McPherson, J. 4-1; Henington, R. 2-2; Anudike-Uzomah, F. 2-2; Jones, W. 2-2; Fletcher, C. 1-3; Green, D. 2-1; Smith, T. 2-1; Horne, T. 2-0; Huggins, E. 2-0; Stubblefield, R. 2-0; Trussell, S. 2-0; Mason, C. 1-1; Boye-Doe, E. 0-2; Thompson, S. 1-0; Pickle, J. 1-0; Denson, T. 1-0; Gardner, J. 1-0; Brents, J. 1-0.

10/9/21 • Cotton Bowl (92,100) • Dallas		
	#6 OKLAHOMA	55
	#21 TEXAS	48

DALLAS — No. 6/4 Oklahoma rallied from a 28-7 first-quarter deficit and a 41-23 hole with 2:45 remaining in the fourth quarter to post a 55-48 win over No. 21/23 Texas at the Cotton Bowl. The 21-point deficit marked OU's largest overcome in victory in the series and tied for the second largest in any win in program history. The 103 points were the most ever in the series.

Freshman Caleb Williams took over quarterback responsibilities in the middle of the second quarter and led OU to scores on seven of its final nine possessions. He accounted for 300 total yards (212 passing, 88 rushing) on the day, threw for two touchdowns and ran for a 66-yard score. Marvin Mims (14 and 52 yards) caught the two TD passes.

Kennedy Brooks ran for a career-high 217 yards and scored OU's last two touchdowns — an 18-yarder with 7:10 remaining that gave the Sooners their first lead (48-41) and a 33-yard burst with three seconds left that was the game-winner.

Score by Quarters	1	2	3	4	Score	
Oklahoma	7	13	10	25	55	Record (6-0, 3-0 Big 12)
Texas	28	10	3	7	48	Record (4-2, 2-1 Big 12)

Scoring Summary:

- 1st 14:46 TEX - Worthy, X. 75 yd pass from Thompson, C. (Dicker, C. kick)
1 play, 75 yards, TOP 00:14 0-7
- 1st 13:07 TEX - Robinson, B. 2 yd rush (Dicker, C. kick)
2 plays, 2 yards, TOP 00:09 0-14
- 1st 09:14 OU - Rattler, S. 2 yd rush (Brkic, G. kick)
10 plays, 75 yards, TOP 03:53 7-14
- 1st 04:39 TEX - Moore, J. 10 yd pass from Thompson, C. (Dicker, C. kick)
3 plays, 51 yards, TOP 01:14 7-21
- 1st 01:02 TEX - Moore, J. 48 yd pass from Thompson, C. (Dicker, C. kick)
6 plays, 80 yards, TOP 01:55 7-28
- 2nd 14:45 OU - Williams, C. 66 yd rush (Brkic, G. kick)
4 plays, 75 yards, TOP 01:17 14-28
- 2nd 12:00 OU - Brkic, G. 40 yd FG
5 plays, 52 yards, TOP 01:17 17-28
- 2nd 06:41 TEX - Wiley, J. 2 yd pass from Thompson, C. (Dicker, C. kick)
3 plays, 55 yards, TOP 01:29 17-35
- 2nd 03:02 OU - Brkic, G. 35 yd FG
10 plays, 58 yards, TOP 03:39 20-35
- 2nd 00:00 TEX - Dicker, C. 38 yd FG
9 plays, 55 yards, TOP 03:02 20-38
- 3rd 06:22 OU - Brkic, G. 29 yd FG
9 plays, 30 yards, TOP 04:53 23-38
- 3rd 02:45 TEX - Dicker, C. 41 yd FG
8 plays, 53 yards, TOP 03:31 23-41
- 3rd 01:02 OU - Mims, M. 14 yd pass from Williams, C. (Brkic, G. kick)
4 plays, 78 yards, TOP 01:36 30-41
- 4th 11:44 OU - Brkic, G. 26 yd FG
9 plays, 71 yards, TOP 02:59 33-41
- 4th 07:25 OU - Mims, M. 52 yd pass from Williams, C. (Stoops, D. pass from Rattler, S.)
5 plays, 60 yards, TOP 03:11 41-41
- 4th 07:10 OU - Brooks, K. 18 yd rush (Brkic, G. kick)
1 play, 18 yards, TOP 00:07 48-41
- 4th 01:23 TEX - Worthy, X. 31 yd pass from Thompson, C. (Dicker, C. kick)
6 plays, 60 yards, TOP 01:32 48-48
- 4th 00:03 OU - Brooks, K. 33 yd rush (Brkic, G. kick)
6 plays, 75 yards, TOP 01:20 55-48


	OU	UT
FIRST DOWNS	26	19
RUSHES-YARDS (NET)	41-339	27-128
PASSING YDS (NET)	323	388
Passes Att-Comp-Int	24-40-1	20-34-0
TOTAL OFFENSE PLAYS-YARDS	81-662	61-516
Fumble Returns-Yards	0-0	0-0
Punt Returns-Yards	0-0	2-26
Kickoff Returns-Yards	1-19	4-73
Interception Returns-Yards	0-0	1-0
Punts (Number-Avg)	4-43.5	6-49.5
Fumbles-Lost	1-1	1-1
Penalties-Yards	2-15	6-28
Possession Time	35:23	24:37
Third-Down Conversions	9 of 19	4 of 12
Fourth-Down Conversions	1 of 1	0 of 1
Red-Zone Scores-Chances	6-6	4-4
Sacks By: Number-Yards	3-23	2-16

RUSHING: OU - Brooks, K. 25-217; Williams, C. 4-88; Gray, E. 6-37; Hall, J. 1-6; Rattler, S. 5--9. **UT** - Robinson, B. 20-137; Whittington, J. 1-8; Worthy, X. 1-7; Thompson, C. 5--24.

PASSING: OU - Williams, C. 16-25-0-212; Rattler, S. 8-15-1-111. **UT** - Thompson, C. 20-34-0-388.

RECEIVING: OU - Mims, M. 5-136; Hall, J. 3-69; Williams, M. 3-30; Haselwood, J. 3-16; Woods, M. 2-32; Gray, E. 2-19; West, T. 2-13; Stogner, A. 2-12; Brooks, K. 2--4. **UT** - Worthy, X. 9-261; Moore, J. 4-70; Whittington, J. 3-35; Brewer, C. 2-18; Wiley, J. 1-2; Robinson, B. 1-2.

TACKLES (UA-A): OU - Asamoah, B. 6-1; Bonitto, N. 3-2; Thomas, I. 3-1; Broiles, J. 3-1; Davis, J. 3-0; Winfrey, P. 3-0; Bowman, B. 3-0; Stutsman, D. 1-2; Fields, P. 2-0; Graham, D. 1-1; Kelly, C. 1-1; Ellison, J. 1-0; Roberson, 1-0; Grimes, R. 1-0; Lawrence, K. 1-0; Kelley, J. 1-0; Walker, B. 1-0; Taylor, T. 1-0; McCutchin, L. 1-0; Ugwoegbu, D. 1-0; White, D. 0-1. **UT** - Brockermeyer, L. 6-6; Foster, B. 6-2; Overshown, D. 5-3; Jamison, D. 5-2; Thompson, J. 2-2; Thornton, R. 1-3; Cook, A. 3-0; Thompson, J. 3-0; Oghougo, O. 2-1; Collins, A. 1-2; Schooler, B. 0-3; Davis, B. 2-0; Coburn, K. 1-1; Dunn, D. 0-2; Bush, J. 1-0; Ford, J. 1-0; Barron, J. 1-0; Jones, J. 0-1; Adeoye, A. 0-1; Ojomo, M. 0-1.

10/16/21 • Gaylord Family – Oklahoma Memorial Stadium (84,391) • Norman		
	TCU	31
	#4 OKLAHOMA	52

NORMAN — Caleb Williams became the first Oklahoma true freshman to start a game at quarterback since 1990 (fifth OU true freshman QB starter overall) and led the No. 4 Sooners to a 52-31 win over TCU for their nation-leading 15th straight victory.

Williams completed 18 of 23 passes for 295 yards (261 in the first half) and four touchdowns and ran nine times for 66 yards and a score (41-yard rush). His 295 passing yards and four passing TDs both set OU true freshman records.

Jadon Haselwood entered the game with three career receiving touchdowns and had three on the night (11, 16 and 7 yards). Senior Michael Woods II had three receptions for a team-high 75 yards and Marvin Mims had two for 56.

Kennedy Brooks turned in his second straight and 11th career 100-yard rushing performance, running 20 times for 153 yards (7.6 per carry) and a TD on the games opening possession. Eric Gray added his first rushing TD as a Sooner with a two-yard carry late in the fourth quarter.

Michael Turk set a school record with his 59.7 average on three punts. The first-year Sooner had punts of 55, 63 and 61 yards to break the previous record of 58.8 yards per punt by Tress Way vs. Oklahoma State in 2009.

Score by Quarters	1	2	3	4	Score
TCU	7	7	10	7	31
Oklahoma	14	10	21	7	52

Record: (3-3, 1-2 Big 12)
Record: (7-0, 4-0 Big 12)

Scoring Summary:

1st	12:01	OU - Brooks, K. 2 yd rush (Brkic, G. kick)	7 plays, 75 yards, TOP 02:59	0-7
1st	05:40	OU - Hall, J. 17 yd pass from Williams, C. (Brkic, G. kick)	7 plays, 62 yards, TOP 04:24	0-14
1st	03:43	TCU - Miller, K. 53 yd pass from Duggan, M. (Kell, G. kick)	5 plays, 75 yards, TOP 01:57	7-14
2nd	11:13	OU - Brkic, G. 28 yd FG	6 plays, 59 yards, TOP 02:37	7-17
2nd	04:27	TCU - Johnston, Q. 20 yd pass from Duggan, M. (Kell, G. kick)	14 plays, 78 yards, TOP 06:38	14-17
2nd	00:20	OU - Haselwood, J. 11 yd pass from Williams, C. (Brkic, G. kick)	5 plays, 76 yards, TOP 01:23	14-24
3rd	11:48	OU - Haselwood, J. 16 yd pass from Williams, C. (Brkic, G. kick)	3 plays, 77 yards, TOP 01:33	14-31
3rd	11:01	TCU - Johnston, Q. 75 yd pass from Duggan, M. (Kell, G. kick)	2 plays, 80 yards, TOP 00:42	21-31
3rd	09:21	OU - Haselwood, J. 7 yd pass from Williams, C. (Brkic, G. kick)	3 plays, 33 yards, TOP 01:40	21-38
3rd	04:38	TCU - Kell, G. 22 yd FG	12 plays, 71 yards, TOP 04:43	24-38
3rd	02:20	OU - Williams, C. 41 yd rush (Brkic, G. kick)	5 plays, 75 yards, TOP 02:18	24-45
4th	11:16	TCU - Johnston, Q. 25 yd pass from Duggan, M. (Kell, G. kick)	4 plays, 47 yards, TOP 01:44	31-45
4th	01:09	OU - Gray, E. 2 yd rush (Brkic, G. kick)	9 plays, 68 yards, TOP 05:44	31-52

	TCU	OU
FIRST DOWNS	21	25
RUSHES-YARDS (NET)	37-183	35-230
PASSING YDS (NET)	346	295
Passes Att-Comp-Int	20-30-0	18-23-0
TOTAL OFFENSE PLAYS-YARDS	67-529	58-525
Fumble Returns-Yards	0-0	1-37
Punt Returns-Yards	1-22	1-0
Kickoff Returns-Yards	5-117	0-0
Interception Returns-Yards	0-0	1-0
Punts (Number-Avg)	5-42.0	3-59.7
Fumbles-Lost	1-1	1-1
Penalties-Yards	9-101	3-15
Possession Time	29:13	30:47
Third-Down Conversions	7 of 14	4 of 9
Fourth-Down Conversions	0 of 1	0 of 0
Red-Zone Scores-Chances	2-2	7-7
Sacks By: Number-Yards	2-15	0-0

RUSHING: TCU - Demercado, E. 7-57; Miller, K. 15-55; Duggan, M. 8-45; Foster, D. 5-19; Barber, T. 2-7. OU - Brooks, K. 20-153; Williams, C. 9-66; Gray, E. 6-11.

PASSING: TCU - Duggan, M. 20-30-0-346. OU - Williams, C. 18-23-0-295.

RECEIVING: TCU - Johnston, Q. 7-185; Miller, K. 4-56; Barber, T. 3-43; Williams, S. 2-19; Davis, D. 2-14; Foster, D. 1-22; Henderson, G. 1-7. OU - Haselwood, J. 6-56; Woods, M. 3-75; Mims, M. 2-56; Willis, B. 2-22; West, T. 1-35; Gray, E. 1-28; Hall, J. 1-17; Williams, M. 1-11; Brooks, K. 1-5.

TACKLES (UA-A): TCU - Carter, T. 4-5; Bradford, N. 6-2; Mathis, O. 4-3; Hodge, J. 2-5; Foster, J. 2-2; Winters, D. 1-2; Jenkins, P. 1-2; VanZandt, L. 1-2; Horton, D. 0-3; Ceasar, C. 2-0; Cooper, T. 1-1; Jenkins, K. 1-1; Ellison, C. 0-2; Coleman, K. 0-2; Onyemaobi, M. 1-0; Hodges-Tomlinson, T. 0-1; Bethley, C. 0-1; Perkins-McAllister, D. 0-1; Barquet, E. 0-1. OU - Fields, P. 4-4; Asamoah, B. 4-3; Lawrence, K. 2-5; Ugwoegbu, D. 2-5; White, D. 1-6; Bonitto, N. 2-3; Broiles, J. 3-1; Bowman, B. 2-2; Stutsman, D. 2-2; Davis, J. 3-0; Washington, B. 2-0; Stokes, L. 1-1; Kelly, C. 1-1; Winfrey, P. 1-1; Thomas, I. 0-2; Grimes, R. 0-2; Graham, D. 1-0; Morris, J. 1-0; McCutchin, L. 1-0; Mead, B. 1-0; Eaton, J. 1-0; Downs, E. 0-1; Kelley, J. 0-1.

10/23/21 • David Booth Kansas Memorial Stadium (26,321) • Lawrence, Kan.		
	#3 OKLAHOMA	35
	KANSAS	23

LAWRENCE, Kan. — For the first time since the 2014 Russell Athletic Bowl vs. Clemson, Oklahoma was held scoreless in the first half, but the No. 3/2 Sooners registered touchdowns on all five of their second-half possessions to post a 35-23 win at Kansas.

OU, which trailed 10-0 at halftime, ran only 17 plays in the first half but was led in the second by freshman quarterback Caleb Williams, who made his first road start. Williams completed 15 of 20 passes for 178 yards and two touchdowns on the day and ran eight times for 70 yards and a score. He figured prominently in two gigantic fourth-quarter, fourth-down plays, scoring from 40 yards on a 4th-and-3 with OU leading 21-17 midway through the fourth quarter and then gaining a first down on a 4th-and 1 play after taking the ball away from rusher Kennedy Brooks, who was about to be tackled for a loss.

Brooks, who finished with 79 rushing yards and two TDs, scored seven plays later for the final points of the game.

In his second career start, sophomore safety Key Lawrence recorded a career-high eight tackles (tied Brian Asamoah for team high), two tackles for loss and a forced fumble in the fourth quarter that OU recovered and led to a touchdown.

The Sooners gained 320 of their 398 total yards in the second half, including 213 of their 220 rushing yards and 107 of their 178 passing yards.

The win was OU's 16th straight and its 28th in its last 30 true road games.

Score by Quarters	1	2	3	4	Score
Oklahoma	0	0	14	21	35
Kansas	7	3	7	6	23

Record (8-0, 5-0 Big 12)
Record (1-6, 0-4 Big 12)

Scoring Summary:

1st	05:45	KU - Neal, D. 1 yd rush (Borcila, J. kick)	14 plays, 80 yards, TOP 09:11	0-7
2nd	11:24	KU - Borcila, J. 28 yd FG	12 plays, 69 yards, TOP 06:36	0-10
3rd	07:57	OU - Haselwood, J. 5 yd pass from Williams, C. (Brkic, G. kick)	14 plays, 75 yards, TOP 07:03	7-10
3rd	01:30	KU - Neal, D. 1 yd rush (Borcila, J. kick)	10 plays, 75 yards, TOP 06:27	7-17
3rd	00:14	OU - Hall, J. 8 yd pass from Williams, C. (Brkic, G. kick)	3 plays, 75 yards, TOP 01:16	14-17
4th	12:35	OU - Brooks, K. 1 yd rush (Brkic, G. kick)	4 plays, 48 yards, TOP 01:28	21-17
4th	07:53	OU - Williams, C. 40 yd rush (Brkic, G. kick)	4 plays, 47 yards, TOP 01:29	28-17
4th	05:56	KU - Grimm, L. 14 yd pass from Bean, J. (Lassiter II, K. rush failed)	5 plays, 75 yards, TOP 01:57	28-23
4th	00:42	OU - Brooks, K. 4 yd rush (Brkic, G. kick)	12 plays, 75 yards, TOP 05:14	35-23

	OU	KU
FIRST DOWNS	18	23
RUSHES-YARDS (NET)	34-220	42-166
PASSING YDS (NET)	178	246
Passes Att-Comp-Int	15-20-1	17-23-0
TOTAL OFFENSE PLAYS-YARDS	54-398	65-412
Fumble Returns-Yards	0-0	0-0
Punt Returns-Yards	1-16	0-0
Kickoff Returns-Yards	0-0	2-38
Interception Returns-Yards	0-0	1-0
Punts (Number-Avg)	1-61.0	1-36.0
Fumbles-Lost	1-0	1-1
Penalties-Yards	10-65	5-50
Possession Time	24:30	35:30
Third-Down Conversions	6 of 10	9 of 13
Fourth-Down Conversions	2 of 3	1 of 1
Red-Zone Scores-Chances	4-4	4-4
Sacks By: Number-Yards	1-4	3-23

RUSHING: OU - Brooks, K. 24-79; Williams, C. 8-70; West, T. 1-66; Gray, E. 1-5. KU - Neal, D. 23-100; Bean, J. 14-59; Wilson, T. 2-4; Locklin, T. 3-3.

PASSING: OU - Williams, C. 15-20-1-178. KU - Bean, J. 17-23-0-246.

RECEIVING: OU - Gray, E. 3-42; Haselwood, J. 3-38; Stoops, D. 3-30; Hall, J. 3-25; Brooks, K. 1-24; Mims, M. 1-14; Farooq, J. 1-5. KU - Lassiter II, K. 7-101; Arnold, L. 4-73; Grimm, L. 3-50; McBride, S. 3-22.

TACKLES (UA-A): OU - Lawrence, K. 7-1; Asamoah, B. 5-3; Fields, P. 4-2; Thomas, I. 2-4; Stutsman, D. 2-3; Kelly, C. 2-3; Ugwoegbu, D. 1-4; Bonitto, N. 1-4; Broiles, J. 1-3; White, D. 2-1; Whitter, S. 0-3; Bowman, B. 2-0; Grimes, R. 1-1; Roberson, K. 1-1; Davis, J. 1-1; Morris, J. 1-0; Downs, E. 1-0; Eaton, J. 1-0; Coe, I. 0-1; Winfrey, P. 0-1. KU - Logan, K. 10-4; Miller, R. 3-3; Webb, J. 3-3; Potter, G. 3-2; Johnson, K. 3-1; Dotson, R. 2-0; Mayberry, D. 1-1; Burroughs, O. 1-1; Thomas, R. 1-1; Berryhill, T. 0-2; Betts, N. 0-2; Sampson, C. 1-0; Lee, M. 1-0; Bryant, J. 1-0; Gilliom, J. 1-0; Robinson, J. 1-0; Channel, N. 0-1; Locklin, T. 0-1.

10/30/21 • Gaylord Family – Oklahoma Memorial Stadium (82,732) • Norman		
	TEXAS TECH	21
	#4 OKLAHOMA	52

NORMAN — Caleb Williams completed 23 of 30 passes for 402 yards and passed for an Oklahoma-freshman-record-tying six touchdowns, and the OU defense registered three takeaways in a 52-21 home win over Texas Tech. The Sooners averaged a season-high 9.8 yards per play in earning their 10th straight victory over the Red Raiders.

Receivers Marvin Mims (135) and Mario Williams (100) both cracked the century mark for receiving yards. Mims caught TD passes of 67 yards (OU's longest play from scrimmage to date on the season) and 43 yards, while Williams caught a 22-yard score. Brayden Willis (8 yards), Drake Stoops (12 yards), Austin Stogner (9 yards) and Brian Darby (42 yards) registered OU's other four receiving touchdowns. Darby's TD reception came from the arm of Spencer Rattler, who played the Sooners' final two series of the day and completed all five of his passes for 67 yards.

OU registered two interceptions (safety Pat Fields' first of season and second of career and defensive back Justin Broiles' first of career) and a fumble recovery (strip sack by Isaiah Thomas; he also recovered the ball) while not committing a turnover. The Sooners were 4 for 6 on third-down conversions and held Tech to a 4-for-13 mark.

Kicker Gabe Brkic made his lone field goal try, a 53-yarder, to improve to 5 for 6 from 50-plus yards this season.

Score by Quarters	1	2	3	4	Score	
Texas Tech	7	0	7	7	21	Record: (5-4, 2-4 Big 12)
Oklahoma	14	14	10	14	52	Record: (9-0, 6-0 Big 12)

Scoring Summary:

1st	06:32	OU - Williams, M. 22 yd pass from Williams, C. (Brkic, G. kick)	0-7
		7 plays, 95 yards, TOP 03:08	
1st	02:31	TTU - Ezukanma, E. 17 yd pass from Colombi, H. (Garibay, J. kick)	7-7
		8 plays, 83 yards, TOP 03:54	
1st	01:07	OU - Mims, M. 67 yd pass from Williams, C. (Brkic, G. kick)	7-14
		3 plays, 78 yards, TOP 01:17	
2nd	10:11	OU - Willis, B. 8 yd pass from Williams, C. (Brkic, G. kick)	7-21
		8 plays, 91 yards, TOP 03:56	
2nd	07:26	OU - Stoops, D. 12 yd pass from Williams, C. (Brkic, G. kick)	7-28
		2 plays, 17 yards, TOP 00:56	
3rd	09:44	OU - Brkic, G. 53 yd FG	7-31
		11 plays, 39 yards, TOP 05:16	
3rd	05:52	OU - Mims, M. 43 yd pass from Williams, C. (Brkic, G. kick)	7-38
		1 play, 43 yards, TOP 00:08	
3rd	00:44	TTU - Sparkman, J. 17 yd pass from Smith, D. (Garibay, J. kick)	14-38
		10 plays, 75 yards, TOP 05:08	
4th	10:56	OU - Stogner, A. 9 yd pass from Williams, C. (Brkic, G. kick)	14-45
		8 plays, 75 yards, TOP 04:48	
4th	06:10	OU - Darby, B. 42 yd pass from Rattler, S. (Brkic, G. kick)	14-52
		4 plays, 49 yards, TOP 01:31	
4th	03:29	TTU - White, X. 1 yd rush (Garibay, J. kick)	21-52
		6 plays, 62 yards, TOP 02:36	


	TTU	OU
FIRST DOWNS	22	26
RUSHES-YARDS (NET)	32-104	20-72
PASSING YDS (NET)	269	469
Passes Att-Comp-Int	24-34-2	28-35-0
TOTAL OFFENSE PLAYS-YARDS	66-373	55-541
Fumble Returns-Yards	0-0	0-0
Punt Returns-Yards	0-0	0-0
Kickoff Returns-Yards	4-70	1-20
Interception Returns-Yards	0-0	2-23
Punts (Number-Avg)	6-47.3	1-33.0
Fumbles-Lost	2-1	1-0
Penalties-Yards	6-50	5-60
Possession Time	33:24	26:36
Third-Down Conversions	4 of 13	4 of 6
Fourth-Down Conversions	3 of 4	0 of 0
Red-Zone Scores-Chances	3-4	3-3
Sacks By: Number-Yards	1-6	1-5

RUSHING: TTU — White, X. 10-42; Brooks, T. 6-23; Smith, D. 1-22; Thompson, S. 5-13; Ezukanma, E. 2-8; Colombi, H. 1-0; Geiger, K. 1--4. **OU** — Brooks, K. 8-35; Major, M. 5-29; Gray, E. 2-5; Williams, C. 5-3.

PASSING: TTU — Smith, D. 17-22-1-192; Colombi, H. 7-12-1-77. **OU** — Williams, C. 23-30-0-402; Rattler, S. 5-5-0-67.

RECEIVING: TTU — Ezukanma, E. 8-123; Price, M. 6-36; Sparkman, J. 3-37; Sharp, M. 2-31; Geiger, K. 2-22; Koontz, T. 1-10; Rigdon, D. 1-5; Brooks, T. 1-5. **OU** — Williams, M. 5-100; Mims, M. 4-135; Stoops, D. 3-57; Haselwood, J. 3-40; Hall, J. 3-22; Darby, B. 2-49; Willis, B. 2-24; Gray, E. 2-15; Major, M. 1-12; Stogner, A. 1-9; Sumlin, J. 1-6; Smith, D. 1-0.

TACKLES (UA-A): TTU — Fields, D. 6-2; Taylor-Demerson, D. 4-4; Monroe, E. 4-4; Schooler, C. 2-5; Jeffers, R. 0-5; Williams, R. 2-1; Wilson, T. 1-2; Eldridge, K. 2-0; Pierre, J. 2-0; Drew, D. 1-1; Merriweather, K. 0-2; Dunlap, M. 0-2; Burger, J. 1-0; Mbanzor, N. 1-0; Fouonji, L. 1-0; Curley, P. 0-1; Hutchings, J. 0-1. **OU** — Fields, P. 4-4; White, D. 3-5; Lawrence, K. 2-5; Broiles, J. 2-4; Graham, D. 4-1; Turner-Yell, D. 0-5; Asamoah, B. 2-2; Stutsman, D. 2-2; Whitter, S. 1-3; Kelly, C. 0-4; Mead, B. 2-1; Thomas, I. 1-2; Bonitto, N. 2-0; Grimes, R. 1-1; Ugwoegbu, D. 1-1; Redmond, J. 0-2; Stokes, L. 1-0; Coe, I. 1-0; Ellison, J. 1-0; McCutchin, L. 1-0; Smith, C. 1-0; Harmon, D. 1-0; Winfrey, P. 0-1; Kelley, J. 0-1; Downs, E. 0-1; Mukes, J. 0-1.

11/13/21 • McLane Stadium (46,782) • Waco, Texas		
	#4 OKLAHOMA	14
	#18 BAYLOR	27

WACO, Texas — No. 8/4/4 Oklahoma dropped a 27-14 decision at No. 13/18/18 Baylor, snapping the nation's longest winning streak, which had stood at 17 games. OU's loss also halted its seven-game winning streak against the Bears.

The Sooners were held to their lowest point total and fewest offensive yards since 2014 in sustaining their first defeat in 406 days. Baylor held the Sooners to 260 yards and 4.9 yards per play, and registered a pair of interceptions. OU was 13 for 24 through the air (54.1%) for 178 yards and rushed 29 times for 82 yards (2.8 average).

After a scoreless first quarter, OU took a 7-0 lead on a two-yard Caleb Williams rush with 10:20 left in the second quarter. The game was tied 7-7 at halftime and OU was down just 10-7 entering the fourth quarter, but Baylor quarterback Gerry Bohanon ran for five- and 14-yard scores to put the Bears up 24-7 with 3:57 remaining.

Williams finished 9 for 18 for 142 yards and threw OU's two interceptions. Spencer Rattler entered the game late in the third quarter for two drives and completed four of his six passes for 36 yards. Williams returned for the offense's final possession, a four-play 75-yard drive that featured a 50-yard completion to Jadon Haselwood and culminated with a one-yard rushing touchdown by Kennedy Brooks. Brooks carried 14 times for 55 yards, while receiver Michael Woods II, who missed the previous two games with an injury, led the Sooners with four catches for 53 yards.

OU registered a season-high 11.0 tackles for loss (2.0 by Jalen Redmond and 1.5 each by Brian Asamoah, Nik Bonitto and Perrion Winfrey). Asamoah led the team with a career-high 14 tackles (eight solo) and forced a fumble, while Delarrin Turner-Yell recorded his second interception of the season and third of his career.

Score by Quarters	1	2	3	4	Score	
Oklahoma	0	7	0	7	14	Record: (9-1, 6-1 Big 12)
Baylor	0	7	3	17	27	Record: (8-2, 5-2 Big 12)

Scoring Summary:

2nd	10:20	OU - Williams, C. 2 yd rush (Brkic, G. kick)	7-0
		9 plays, 78 yards, TOP 04:01	
2nd	04:44	BU - Thornton, T. 8 yd pass from Bohanon, G. (Hankins, I. kick)	7-7
		10 plays, 75 yards, TOP 05:36	
3rd	11:49	BU - Hankins, I. 32 yd FG	7-10
		7 plays, 51 yards, TOP 03:11	
4th	13:13	BU - Bohanon, G. 5 yd rush (Hankins, I. kick)	7-17
		3 plays, 83 yards, TOP 01:32	
4th	03:57	BU - Bohanon, G. 14 yd rush (Hankins, I. kick)	7-24
		11 plays, 80 yards, TOP 05:50	
4th	02:26	OU - Brooks, K. 1 yd rush (Brkic, G. kick)	14-24
		4 plays, 75 yards, TOP 01:31	
4th	00:00	BU - Hankins, I. 32 yd FG	14-27
		6 plays, 17 yards, TOP 02:26	

	OU	BU
FIRST DOWNS	17	24
RUSHES-YARDS (NET)	28-78	47-296
PASSING YDS (NET)	182	117
Passes Att-Comp-Int	14-25-2	12-21-1
TOTAL OFFENSE PLAYS-YARDS	53-260	68-413
Fumble Returns-Yards	0-0	0-0
Punt Returns-Yards	1-2	2-7
Kickoff Returns-Yards	0-0	0-0
Interception Returns-Yards	1-0	2-0
Punts (Number-Avg)	4-55.2	1-35.0
Fumbles-Lost	1-0	2-1
Penalties-Yards	9-86	7-55
Possession Time	24:41	35:19
Third-Down Conversions	2 of 9	5 of 11
Fourth-Down Conversions	0 of 0	1 of 2
Red-Zone Scores-Chances	2-2	5-7
Sacks By: Number-Yards	1-5	5-26

RUSHING: OU — Brooks, K. 14-55; Williams, C. 10-27; Mims, M. 1-15; Gray, E. 1-4; Rattler, S. 3--9. **BU** — Smith, A. 20-148; Bohanon, G. 9-107; Ebner, T. 13-40; Estrada, D. 2-5.

PASSING: OU — Williams, C. 9-18-2-142; Rattler, S. 4-6-0-36. **BU** — Bohanon, G. 12-21-1-117.

RECEIVING: OU — Woods, M. 4-53; Haselwood, J. 2-51; Hall, J. 2-24; Mims, M. 2-17; Gray, E. 1-15; Stogner, A. 1-10; Stoops, D. 1-8. **BU** — Thornton, T. 4-41; Ebner, T. 4-28; Sneed, R. 2-29; Estrada, D. 1-16; Sims, B. 1-3.

TACKLES (UA-A): OU — Asamoah, B. 8-4; Ugwoegbu, D. 5-1; Fields, P. 5-0; Turner-Yell, D. 3-1; Thomas, I. 2-2; Lawrence, K. 3-0; Broiles, J. 2-1; Stutsman, D. 1-2; Graham, D. 2-0; Washington, W. 2-0; Whitter, S. 2-0; Redmond, J. 2-0; Kelly, C. 1-1; Winfrey, P. 1-1; Bonitto, N. 1-1; Stripling, M. 0-1; Coe, I. 0-1. **BU** — Bernard, T. 5-4; Pitre, J. 3-2; Doyle, D. 2-3; Neal, D. 4-0; Milton, M. 3-1; Woods, J. 2-2; Texada, R. 2-1; Franklin, T. 1-2; Jackson, B. 2-0; Hall, G. 2-0; Walcott, A. 2-0; Jones, M. 1-1; Barnes, K. 1-0; Randolph, G. 1-0; Maxwell, C. 1-0; Rodoni, T. 0-1; Ika, S. 0-1.

11/20/21 • Gaylord Family – Oklahoma Memorial Stadium (82,685) • Norman		
	IOWA STATE	21
	#12 OKLAHOMA	28

NORMAN — Quarterback Caleb Williams ran for a 74-yard touchdown and threw for an 11-yard score, defensive lineman Jalen Redmond returned a fumble 42 yards for a TD and Oklahoma's defense held an Iowa State team that entered the game averaging 434.7 yards per contest to 361 (4.1 per play) in a 28-21 senior day win in Norman. In his final career home contest, safety Pat Fields ended the game with an interception at the OU 3-yard line with 15 seconds remaining.

Redmond's scoop-and-score was one of three Oklahoma takeaways on the day and gave the Sooners a 14-7 lead with nine seconds left in the first half. Redmond also registered 1.5 tackles for loss (one sack) and a career-high four quarterback hurries, Oklahoma's most since 2017.

Safety Delarrin Turner-Yell led the Sooners with a career-high 11 tackles and registered his third interception of the season and fourth of his career. Defensive back Key Lawrence added seven stops, a sack for 18 yards and two forced fumbles (including the one on which Redmond scored).

Running back Kennedy Brooks carried 17 times for 115 yards (6.8 average), his third 100-yard rushing game of the season and 11th of his career. He became the 11th Sooner with 3,000 career rushing yards. Eric Gray's 7-yard TD rush with 5:06 left to give OU a 28-14 lead.

The Sooners only completed nine passes on the day, with freshman Mario Williams making the touchdown reception (his fourth of the season) to give them a 21-7 lead with 4:02 left in the third quarter.

Michael Turk punted a season-high six times and averaged 54.8 yards per boot. Five of his punts went at least 48 yards, four went at least 56 yards and three went over 60 yards (long of 63).

Score by Quarters	1	2	3	4	Score	
Iowa State	7	0	0	14	21	Record: (6-5, 4-4 Big 12)
Oklahoma	7	7	7	7	28	Record: (10-1, 7-1 Big 12)

Scoring Summary:

- 1st 10:00 ISU - Hall, B. 1 yd rush (Mevis, A. kick)
11 plays, 75 yards, TOP 05:00 7-0
- 1st 09:13 OU - Williams, C. 74 yd rush (Brkic, G. kick)
2 plays, 75 yards, TOP 00:47 7-7
- 2nd 00:09 OU - Redmond, J. 42 yd fumble return (Brkic, G. kick)
TOP 05:20 7-14
- 3rd 04:02 OU - Williams, M. 11 yd pass from Williams, C. (Brkic G. kick)
9 plays, 64 yards, TOP 03:06 7-21
- 4th 10:52 ISU - Allen, C. 12 yd pass from Dekkers, H. (Mevis, A. kick)
13 plays, 73 yards, TOP 06:03 14-21
- 4th 05:06 OU - Gray E. 7 yd rush (Brkic, G. kick)
5 plays, 68 yards, TOP 02:20 14-28
- 4th 02:57 ISU - Kolar, C. 2 yd pass from Purdy, B. (Mevis, A. kick)
7 plays, 75 yards, TOP 02:09 21-28

	ISU	OU
FIRST DOWNS	25	15
RUSHES-YARDS (NET)	35-51	34-209
PASSING YDS (NET)	310	96
Passes Att-Comp-Int	35-52-2	9-19-1
TOTAL OFFENSE PLAYS-YARDS	87-361	53-305
Fumble Returns-Yards	0-0	1-42
Punt Returns-Yards	5-44	1-0
Kickoff Returns-Yards	1-30	1-17
Interception Returns-Yards	1-2	2-0
Punts (Number-Avg)	5-45.2	6-54.8
Fumbles-Lost	6-1	3-0
Penalties-Yards	6-50	4-42
Possession Time	38:20	21:40
Third-Down Conversions	4 of 17	1 of 10
Fourth-Down Conversions	5 of 7	1 of 1
Red-Zone Scores-Chances	3-3	2-3
Sacks By: Number-Yards	4-16	7-61

RUSHING: ISU - Hall, B. 19-58; Mevis, A. 1-29; Hutchinson, X. 1-10; Dekkers, H. 1-2; Purdy, B. 11--47. **OU** - Brooks, K. 17-115; Williams, C. 12-67; Gray, E. 4-23; Harrison, A. 0-5.

PASSING: ISU - Purdy, B. 30-41-1-281; Dekkers, H. 5-9-1-29. **OU** - Williams, C. 8-18-1-87; Rattler, S. 1-1-0-9.

RECEIVING: ISU - Kolar, C. 12-152; Hutchinson, X. 7-48; Noel, J. 7-32; Hall, B. 3-17; Scates, J. 2-38; Jackson, D. 2-8; Allen, C. 1-12; Rus, J. 1-3. **OU** - Williams, M. 2-18; Hall, J. 2-17; Mims, M. 1-22; Woods, M. 1-16; Haselwood, J. 1-14; Brooks, K. 1-9; Gray, E. 1-0.

TACKLES (UA-A): ISU - McDonald, C. 7-3; Vaughn, G. 3-5; Rose, M. 5-1; Eisworth, G. 3-1; Johnson, A. 2-2; Young, I. 1-2; Hummel, J. 0-3; Freyler, B. 2-0; McDonald, W. 1-1; Young, D. 1-1; Purchase, M. 0-2; Horne, A. 0-2; Uwazurike, E. 0-1; Singleton, J. 0-1; Petersen, Z. 0-1; Lee, I. 0-1; Morgan, J. 0-1. **OU** - Turner-Yell, D. 9-2; Asamoah, B. 5-5; Broiles, J. 4-5; White, D. 5-2; Lawrence, K. 4-3; Washington, W. 5-1; Fields, P. 2-4; Bonitto, N. 3-2; Graham, D. 2-2; Thomas, I. 2-1; Downs, E. 2-0; Ugwoegbu, D. 1-1; Redmond, J. 1-1; Roberson, K. 0-2; Grimes, R. 1-0; Mead, B. 1-0; Winfrey, P. 1-0; Williams, M. 1-0; West, T. 1-0; Stokes, L. 0-1.

11/27/21 • Boone Pickens Stadium (54,990) • Stillwater, Okla.		
	#10 OKLAHOMA	33
	#7 OKLAHOMA STATE	37

STILLWATER, Okla. — No. 10/10/9 Oklahoma held a 33-24 lead early in the fourth quarter at No. 7/7/7 Oklahoma State but failed to score again in a 37-33 defeat that eliminated the Sooners from the Big 12 Championship game, snapping a streak of six straight league titles.

OU outgained OSU 441 yards to 354, registered three takeaways and held Cowboys leading rusher Jaylen Warren to 56 yards on 17 carries, but couldn't punch the ball in the end zone on its final drive and lost for the first time in the Bedlam Series since 2014.

Caleb Williams completed 20 of 39 passes for 252 yards and three touchdowns without an interception for the Sooners, and his 56-yard rush to the OSU 24-yard line with less than a minute left gave OU hope for the comeback win. Three incompletions and a sack on the next four plays ended those chances, however.

Williams' TD passes all came in the first half and went to Brian Darby (11 yards; second of season), Austin Stogner (29 yards; third of season) and Brayden Willis (10 yards; second of season). Stogner caught three passes for a season-high 61 yards and Jeremiah Hall registered team highs of four catches and 76 receiving yards (a career high).

Kennedy Brooks turned in his fourth 100-yard rushing game of the year, carrying 22 times for a game-high 139 yards. It was his third 100-yard performance in three career games against the Cowboys.

Linebacker Brian Asamoah paced OU with 11 tackles while Woodi Washington registered both of the Sooners' interceptions, each of which led to a touchdown.

Score by Quarters	1	2	3	4	Score	
Oklahoma	7	17	9	0	33	Record: (10-2, 7-2 Big 12)
Oklahoma State	14	10	0	13	37	Record: (11-1, 8-1 Big 12)

Scoring Summary:

- 1st 10:57 OSU - Martin, T. 30 yd pass from Sanders, S. (Brown, T. kick)
5 plays, 80 yards, TOP 01:29 0-7
- 1st 09:08 OU - Darby, B. 11 yd pass from Williams, C. (Brkic, G. kick)
5 plays, 75 yards, TOP 01:49 7-7
- 1st 07:16 OSU - Martin, T. 4 yd run (Brown, T. kick)
7 plays, 58 yards, TOP 01:44 7-14
- 2nd 14:53 OU - Stogner, A. 29 yd pass from Williams, C. (Brkic, G. kick)
15 plays, 75 yards, TOP 07:23 14-14
- 2nd 14:38 OSU - Presley, B. 100 yd kickoff return (Brown, T. kick)
14-21
- 2nd 11:05 OU - Brkic, G. 24 yd field goal
8 plays, 77 yards, TOP 03:29 17-21
- 2nd 06:25 OSU - Brown, T. 27 yd field goal
11 plays, 63 yards, TOP 04:35 17-24
- 2nd 00:37 OU - Willis, B. 10 yd pass from Williams, C. (Brkic, G. kick)
3 plays, 14 yards, TOP 01:28 24-24
- 3rd 12:16 OU - 0 yd safety
26-24
- 3rd 10:36 OU - Broiles, J. 0 yd fumble recovery (Brkic, G. kick)
33-24
- 4th 13:52 OSU - Sanders, S. 37 yd run (Brown, T. kick)
7 plays, 58 yards, TOP 01:08 33-31
- 4th 08:54 OSU - Warren, J. 1 yd run (2-pt. failed)
3 plays, 5 yards, TOP 00:49 33-37

	OU	OSU
FIRST DOWNS	21	21
RUSHES-YARDS (NET)	44-189	36-140
PASSING YDS (NET)	252	214
Passes Att-Comp-Int	20-39-0	19-30-2
TOTAL OFFENSE PLAYS-YARDS	83-441	66-354
Fumble Returns-Yards	1-0	0-0
Punt Returns-Yards	2-2	1-8
Kickoff Returns-Yards	4-61	4-148
Interception Returns-Yards	2-32	0-0
Punts (Number-Avg)	7-46.1	4-43.0
Fumbles-Lost	3-2	3-1
Penalties-Yards	12-74	6-60
Possession Time	35:41	24:02
Third-Down Conversions	5 of 18	3 of 11
Fourth-Down Conversions	1 of 3	0 of 0
Red-Zone Scores-Chances	3-3	3-3
Sacks By: Number-Yards	1-4	6-40

RUSHING: OU - Brooks, K. 22-139; Williams, C. 19-36; West, T. 1-12; Woods, M. 1-2; Gray, E. 1-0. **OSU** - Sanders, S. 16-93; Warren, J. 17-56; Martin, T. 1-4; Richardson, D. 1--8, TEAM 1--5.

PASSING: OU - Williams, C. 20-39-0-252. **OSU** - Sanders, S. 19-30-2-214.

RECEIVING: OU - Hall, J. 4-76; Stogner, A. 3-61; Willis, B. 3-29; Haselwood, J. 3-18; Woods, M. 2-18; Williams, M. 2-10; Brooks, K. 1-25; Darby, B. 1-11; Mims, M. 1-4. **OSU** - Martin, T. 7-89; Green, B. 5-42; Presley, B. 3-40; Warren, J. 3-27; Bray, J. 1-16.

TACKLES (UA-A): OU - Asamoah, B. 10-1; Washington, W. 6-1; White, D. 4-2; Bonitto, N. 4-0; Fields, P. 0-4; Ugwoegbu, D. 1-2; Thomas, I. 1-2; Turner-Yell, D. 2-0; Grimes, R. 2-0; Winfrey, P. 2-0; Redmond, J. 2-0; Downs, E. 1-1; Graham, D. 1-0; Whitter, S. 1-0; Stutsman, D. 1-0; Lawrence, K. 1-0; Stokes, L. 1-0; Arinze, N. 1-0; Broiles, J. 0-1; Coe, I. 0-1; Bowman, B. 0-1. **OSU** - Rodriguez, M. 5-6; Harper, D. 7-3; Bernard-Converse, J. 6-3; Taylor II, J. 6-2; Holmers, C. 5-0; Harvell-Peel, K. 3-2; Lacy, T. 1-3; Jernigan, J. 1-2; Martin, B. 2-0; Oliver, C. 2-0; Harper, T. 1-1; Antwine, I. 0-2; Evers, B. 0-2; McCalister, T. 1-0; Walterscheid, K. 1-0; Asi, S. 1-0; Wilson, P. 1-0; Kopsenski, B. 1-0; Warren, J. 1-0; Farrar, K. 1-0.



1939 ORANGE BOWL	
Jan. 2 • Miami, Fla. (32,191)	
TENNESSEE	17
OKLAHOMA	0

	OU	UT
First Downs	6	15
Rushes-Yards	16-25	51-197
Passing Yards	69	63
Passes-Comp-Int	13-4-0	27-10-1
Plays-Yards	43-94	64-260
Fumbles-Lost	4-3	2-1
Penalties-Yards	9-90	16-130
Punts-Average	13-40	12-36

SCORE BY QUARTER

Tennessee	7	3	0	7	-	17
Oklahoma	0	0	0	0	-	0

SCORING

UT – Foxx 12 yd run (Wyatt run), 0-7
 UT – Wyatt 32 yd FG, 0-10
 UT – Wood 22 yd run (Wyatt kick), 0-17

STATISTICAL LEADERS

Rushing: OU – McCullough, 9-9
 UT – Coffman, 12-56
 Passing: OU – McCullough, 19-7-1-37
 UT – Wood, 5-2-0-40
 Receiving: OU – Clark, 3-30
 UT – Cifers, 1-23

GAME SUMMARY

This was the first Orange Bowl that featured two national powers as both teams were undefeated and untied. To lure the Sooners to Miami, the Orange Bowl director circled the Norman campus, leaving chalk messages that promoted the game. Tennessee's powerful ground attack was too much for the Sooners, winners of 14 straight, as the Volunteers raced to a 17-0 victory in the fifth annual Orange Bowl. The victory was the 13th straight for the Vols, who were coached by Major Bob Neyland. The game was considered to be the roughest of all bowl games played that year as both teams combined for more than 200 yards in penalties.



1947 GATOR BOWL	
Jan. 1 • Jacksonville, Fla. (10,034)	
N.C. STATE	13
OKLAHOMA	34

	OU	NCSU
First Downs	12	13
Rushes-Yards	43-195	47-136
Passing Yards	75	103
Passes-Comp-Int	9-3-2	18-7-3
Plays-Yards	51-270	65-239
Fumbles-Lost	4-3	2-1
Penalties-Yards	7-34	3-13
Punts-Average	5-31.0	4-36.0

SCORE BY QUARTER

N.C. State	7	0	6	13	-	13
Oklahoma	7	20	0	7	-	34

SCORING


OU – Davis 1 yd run (Wallace kick), 7-0
 NCSU – Phillips 63 yd pass from Turner (Byler kick), 7-7
 OU – Davis 7 yd run (Wallace kick), 14-7
 OU – Golding 5 yd run (Wallace kick), 21-7
 OU – Davis 5 yd run (kick failed), 27-7
 NCSU – Palmer 8 yd run (kick failed), 27-13
 OU – Owens 15 yd pass from Sarratt (Wallace kick), 34-13

STATISTICAL LEADERS

Rushing: OU – Golding, 12-91
 NCSU – Palmer, 10-70

GAME SUMMARY

In a game that featured two of the marquee names in college football at the time, Oklahoma blasted North Carolina State, 34-13, before an overflowing crowd of 10,000 in the second annual Gator Bowl. The Sooners did not take long to get on the scoreboard, two minutes to be exact, on an Eddie Davis one-yard plunge. N.C. State roared back to even the score, but OU put the game out of reach by scoring 20 second-quarter points and coasted from there. The marquee matchup was made possible because of the Tournament of Roses committee decision to match representatives of the Western Athletic Conference (now the Pac-12) and the Big Nine, (now the Big Ten). This agreement made it possible for teams not waiting for a possible Rose Bowl berth to be picked by the Gator Bowl committee.



1949 SUGAR BOWL	
Jan. 1 • New Orleans, La. (80,383)	
NORTH CAROLINA	6
OKLAHOMA	14

	OU	UNC
First Downs	14	12
Rushes-Yards	65-186	34-128
Passing Yards	43	82
Passes-Comp-Int	4-1-0	21-8-2
Plays-Yards	229	42-210
Fumbles-Lost	1-1	0-0
Penalties-Yards	na-40	na-30
Punts-Average	5-36.8	7-38.0

SCORE BY QUARTER

North Carolina	6	0	0	0	-	6
Oklahoma	7	0	7	0	-	14

SCORING

OU – Mitchell 1 yd run (Ming kick), 7-0
 UNC – Rodgers 3 yd run (kick failed), 7-6
 OU – Pearson 7 yd run (Ming kick), 14-6

STATISTICAL LEADERS

Rushing: OU – Heath, 12-58
 UNC – Justice, 16-84
 Passing: OU – Royal, 1-1-0-43
 UNC – Justice, 13-6-1-57
 Receiving: OU – Anderson, 1-43
 UNC – Weiner, 3-36

GAME SUMMARY

It was legendary Coach Bud Wilkinson's first bowl game as the fifth-ranked and underdog Sooners took on the third-ranked and unbeaten North Carolina Tar Heels accompanied by their All-America tailback Charlie "Choo Choo" Justice. Oklahoma upset the 'Heels with the big play coming in the first quarter as linebacker Myrle Greathouse intercepted a pass and returned it 70 yards to set up Jack Mitchell's one-yard run. The Sooners never trailed after that.

1950 SUGAR BOWL		
Jan. 2 • New Orleans, La. (82,000)		
LSU		0
OKLAHOMA		35

	LSU	OU
First Downs	8	10
Rushes-Yards	40-38	55-286
Passing Yards	121	74
Passes-Comp-Int	20-9-2	11-2-4
Plays-Yards	na-159	na-360
Fumbles-Lost	4-4	4-4
Penalties-Yards	6-40	8-40
Punts-Average	8-33.6	7-37.4

SCORE BY QUARTER

LSU	0	0	0	0	-	0
Oklahoma	0	14	7	14	-	35

SCORING

OU - Thomas 34 yd pass from Pearson (Tipps kick), 7-0

OU - Thomas 5 yd run (Tipps kick), 14-0

OU - Heath 86 yd run (Tipps kick), 21-0

OU - Royal 5 yd run (Tipps kick), 28-0

OU - Heath 34 yd run (Tipps kick), 35-0

STATISTICAL LEADERS

Rushing:	OU - Heath, 15-170
	LSU - West, 5-26
Passing:	OU - Pearson, 7-2-na-74
	LSU - Pevy, 11-5-na-82
Receiving:	OU - Goad, 1-40
	LSU - Baggett, 4-50

GAME SUMMARY

Bud Wilkinson's team was rated second in the nation and it was the first one of his squads to post an undefeated record, 10-0. The game was one-sided and still stands as the largest margin of victory in OU bowl history. One of the many Sooner big plays was Leon Heath's OU bowl record-breaking 86-yard TD run. The game was marred by an early-week incident where a former LSU player was caught spying on Sooner practices. It was the only time in Wilkinson's career that he publicly blasted an opponent.

1951 SUGAR BOWL		
Jan. 1 • New Orleans, La. (80,206)		
KENTUCKY		13
OKLAHOMA		7

	UK	OU
First Downs	7	18
Rushes-Yards	40-84	59-189
Passing Yards	105	38
Passes-Comp-Int	12-9-1	8-3-1
Plays-Yards	52-189	67-227
Fumbles-Lost	1-0	7-5
Penalties-Yards	6-40	2-30
Punts-Average	8-41.7	6-33.4

SCORE BY QUARTER

Kentucky	7	6	0	0	-	13
Oklahoma	0	0	0	7	-	7

SCORING

UK - Jamerson 22 yd pass from Parilli (kick good), 0-7

UK - Jamerson 1 yd run (kick failed), 0-13

OU - Green 17 yd pass from Vessels (Weatherall kick), 7-13

STATISTICAL LEADERS

Rushing:	OU - Heath, 20-121
	UK - Jamerson, 15-58
Passing:	OU - Arnold, 5-2-0-21
	UK - Parilli, 12-9-0-105
Receiving:	OU - Vessels, 2-21
	UK - Bruno, 3-57

GAME SUMMARY

OU won its first national championship by going a perfect 10-0 in the regular season. However, Kentucky, coached by Paul "Bear" Bryant, upset the Sooners and broke a 31-game OU winning streak. OU lost a bowl-record five fumbles in falling behind 13-0. A fourth quarter 17-yard TD pass by Billy Vessels narrowed the margin, but a come-from-behind effort was foiled by an interception in the final minute of play.

1954 ORANGE BOWL		
Jan. 1 • Miami, Fla. (68,640)		
MARYLAND		0
OKLAHOMA		7

	OU	UM
First Downs	10	13
Rushes-Yards	47-208	52-176
Passing Yards	22	36
Passes-Comp-Int	6-4-0	12-5-1
Plays-Yards	53-230	64-212
Fumbles-Lost	2-2	2-1
Penalties-Yards	7-45	3-15
Punts-Average	7-31.3	5-29.0

SCORE BY QUARTER

Maryland	0	0	0	0	-	0
Oklahoma	0	7	0	0	-	7

SCORING

OU - Grigg 25 yd run (Leake kick), 7-0

STATISTICAL LEADERS

Rushing:	OU - Grigg, 13-89
	UM - Felton, 10-51
Passing:	OU - Calame, 4-4-0-22
	UM - Boxold, 9-3-1-42
Receiving:	OU - Burris, 3-17
	UM - Holan, 2-31

GAME SUMMARY

It was the first game of the contract that pitted the Big Seven champion against the Atlantic Coast Conference champ. Maryland came into the game as the regular season national champion with OU rated fourth. Twice, the Terrapins had first down with the ball inside the 10-yard line, and both times the Sooner defense refused to allow any points on the scoreboard. Sooner tailback Larry Grigg scored the only TD of the game with a 25-yard scamper in the second period. The 1954 bowl game was the first bowl game in which the players had to play both ways. Sooner hero Grigg also played defensive back.

1956 ORANGE BOWL	
Jan. 2 • Miami, Fla. (75,561)	
MARYLAND	6
OKLAHOMA	20

	OU	UM
First Downs	16	9
Rushes-Yards	64-202	47-187
Passing Yards	53	46
Passes-Comp-Int	10-4-1	10-3-3
Plays-Yards	74-255	57-233
Fumbles-Lost	1-1	3-2
Penalties-Yards	3-35	7-61
Punts-Average	8-34.5	7-40.4

SCORE BY QUARTER

Maryland	0	6	0	0	-	6
Oklahoma	0	0	14	6	-	20

SCORING

UM - Vereb 15 yd run (kick failed), 0-6
 OU - McDonald 4 yd run (Pricer kick), 7-6
 OU - O'Neal 1 yd run (Pricer kick), 14-6
 OU - Dodd 82 yd INT return (kick failed), 20-6

STATISTICAL LEADERS

Rushing: OU - Harris, 9-50
 UM - Vereb, 8-108
 Passing: OU - Harris, 5-3-0-34
 UM - Beightol, 7-2-2-35
 Receiving: OU - Burris, 2-28
 UM - Cooke, 1-21

GAME SUMMARY

This time it was OU that carried the No. 1 ranking into the game with Maryland ranked third, having lost just one game during the regular season. The Sooners, a perfect 10-0 and in the midst of their 47-game winning streak, trailed 6-0 at the half. The Sooners went into their famous "fast break offense" in the second half and scored three times to post their second Orange Bowl victory. It was the second national championship for Oklahoma.

1958 ORANGE BOWL	
Jan. 1 • Miami, Fla. (76,561)	
DUKE	21
OKLAHOMA	48

	OU	DU
First Downs	11	16
Rushes-Yards	44-165	69-231
Passing Yards	114	97
Passes-Comp-Int	18-9-3	13-8-2
Plays-Yards	62-279	82-328
Fumbles-Lost	2-1	3-2
Penalties-Yards	12-150	3-25
Punts-Average	7-34.7	10-28.1

SCORE BY QUARTER

Duke	0	7	7	7	-	21
Oklahoma	7	7	7	27	-	48

SCORING

OU - Baker 94 yd int. return (Dodd kick), 7-0
 OU - Thomas 13 yd run (Dodd kick), 14-0
 DU - McElhaney 1 yd run (Carlton kick), 14-7
 OU - Dodd 1 yd run (Dodd kick), 21-7
 DU - McElhaney 4 yd run (Carlton kick), 21-14
 OU - Sandefer 4 yd run (Dodd kick), 28-14
 OU - Baker 29 yd pass from Hobby (Boyd kick), 35-14
 DU - Dutrow 8 yd run (Carlton kick), 35-21
 OU - Hobby 9 yd pass from Baker (McDaniel kick), 42-21
 OU - Carpenter 73 yd interception of lateral (kick failed), 48-21

STATISTICAL LEADERS

Rushing: OU - Thomas, 13-62
 Duke - Carlton, 15-84
 Passing: OU - Hobby, 4-3-0-48
 Duke - Brodhead, 6-4-1-60
 Receiving: OU - Baker, 1-29
 Duke - Latimore, 3-33

GAME SUMMARY

The 47-game winning streak had been broken earlier in the season, but the Sooners still came into the game ranked No. 4. Duke, the ACC winner, was unranked. Oklahoma got only six first downs, lost the total offense battle (328 yards to 279) and picked up an OU-bowl-record 165 yards in penalties, but used two interception returns for TDs, including an OU-bowl-record 94-yarder from David Baker, two fumble recoveries, a blocked punt and a bad snap from center to win going away. The 48 points marked an all-time OU bowl record that stood until matched by the '91 Gator Bowl team.

1959 ORANGE BOWL	
Jan. 1 • Miami, Fla. (75,281)	
SYRACUSE	6
OKLAHOMA	21

	OU	SU
First Downs	12	18
Rushes-Yards	44-152	56-239
Passing Yards	93	72
Passes-Comp-Int	4-3-0	25-10-2
Plays-Yards	48-245	81-311
Fumbles-Lost	2-1	2-2
Penalties-Yards	3-35	4-20
Punts-Average	8-37.0	8-31.2

SCORE BY QUARTER

Syracuse	0	0	0	6	-	6
Oklahoma	14	0	7	0	-	21

SCORING

OU - Gault 42 yd run (PAT failed), 6-0
 OU - Coyle 79 yd pass from Hobby (PAT pass), 14-0
 OU - Hobby 40 yd punt return (Hobby kick), 21-0
 SU - Weber 15 yd run (run failed), 21-6

STATISTICAL LEADERS

Rushing: OU - Gault, 6-94
 SU - Anderson, 12-58
 Passing: OU - Hobby, 1-1-0-79
 SU - Zimmerman, 22-10-1-72
 Receiving: OU - Coyle, 1-79
 SU - Stevens, 5-43

GAME SUMMARY

Waiving the "no repeat rule" because of a new bowl contract, the Sooners played in their second consecutive Orange Bowl, defeating the Syracuse Orangemen 21-6. Oklahoma was led by Prentice Gault, who scored the game's first TD on the second play of the game with a 42-yard run. Gault averaged an OU-bowl-record 15.7 yards every time he touched the ball. It was the Sooners' fourth straight Orange Bowl victory. OU ended the season ranked fifth in the nation, its only loss a one-pointer to Texas.

1963 ORANGE BOWL	
Jan. 1 • Miami, Fla. (73,380)	
ALABAMA	17
OKLAHOMA	0

	OU	UA
First Downs	10	15
Rushes-Yards	52-154	50-174
Passing Yards	106	86
Passes-Comp-Int	8-4-0	17-9-1
Plays-Yards	60-260	67-260
Fumbles-Lost	2-2	1-1
Penalties-Yards	1-5	1-12
Punts-Average	10-34.0	8-40.5

SCORE BY QUARTER

Alabama	7	7	3	0	-	17
Oklahoma	0	0	0	0	-	0

SCORING

UA – Williamson 25 yd pass from Namath (Davis kick), 0-7

UA – Clark 15 yd run (Davis kick), 0-14

UA – Davis 19 yd field goal, 0-17

STATISTICAL LEADERS

Rushing:	OU – Grisham, 28-107
	UA – Versprille, 14-52
Passing:	OU – Fletcher, 1-1-0-56
	UA – Namath, 17-9-1-86
Receiving:	OU – Bumgardner, 1-56
	UA – Williamson, 4-58

GAME SUMMARY

It was Bud Wilkinson's last bowl game. Paul "Bear" Bryant, coaching his alma mater, repeated his victory as the coach at Kentucky in the 1951 Sugar Bowl with a 17-0 triumph. LB Lee Roy Jordan, the MVP, and QB Joe Namath led the Crimson Tide to the victory. The Sooners had first and goal twice in the first half, but fumbles ended OU's chances and the Sooners never really threatened again. The lone highlight for Oklahoma was a visit by President John F. Kennedy to the Sooners' locker room. Although President Kennedy claimed neutrality, it was obvious by the grimace on his face he was backing OU.

1965 GATOR BOWL	
Jan. 2 • Jacksonville, Fla. (50,408)	
FLORIDA STATE	36
OKLAHOMA	19

	FSU	OU
First Downs	29	13
Rushes-Yards	217	71
Passing yards	303	209
Passes-Comp-Int	36-23-1	22-10-4
Plays-Yards	59-520	52-280
Fumbles-Lost	2-2	1-1
Penalties-Yards	9-52	7-35
Punts-Average	1-26.0	6-38.0

SCORE BY QUARTER

Florida State	6	18	6	6	-	36
Oklahoma	7	0	6	6	-	19

SCORING

FSU – Ehler 69 yd interception (PAT failed), 0-6

OU – Kennedy 1 yd run (Metcalf kick), 7-6

FSU – Biletnikoff 15 yd pass from Tensi (PAT failed), 7-12

FSU – Biletnikoff 14 yd pass from Tensi (PAT failed), 7-18

FSU – Biletnikoff 10 yd pass from Tensi (PAT failed), 7-24

OU – Pannell 2 yd run (PAT failed), 13-24

FSU – Floyd 14 yd pass from Tensi (PAT failed), 13-30

OU – Hart 95 yd pass from Fletcher (PAT failed), 19-30

FSU – Biletnikoff 6 yd pass from Tensi (PAT failed), 19-36

STATISTICAL LEADERS

Rushing:	OU – Ringer, 7-41
	FSU – Spooner, 27-125
Passing:	OU – Fletcher, 7-3-0-117
	FSU – Tensi, 36-23-4-303
Receiving:	OU – Hart, 6-165
	FSU – Biletnikoff, 13-192

GAME SUMMARY

Florida State used a sophisticated passing attack to win easily. To add insult to injury, four of the Seminoles' TD passes were thrown on fourth-down plays. Four Oklahoma players had been found ineligible the night before the game because they had signed pro contracts which was in violation of NCAA rules. FSU wide receiver Fred Biletnikoff finished the game with 13 receptions for 192 yards and four TDs.

1968 ORANGE BOWL	
Jan. 1 • Miami, Fla. (77,993)	
TENNESSEE	24
OKLAHOMA	26

	OU	UT
First Downs	18	18
Rushes-Yards	50-203	44-172
Passing Yards	107	160
Passes-Comp-Int	18-9-3	na
Plays-Yards	68-310	68-332
Fumbles-Lost	0-0	1-1
Penalties-Yards	2-10	4-27
Punts-Average	5-47	2-32

SCORE BY QUARTER

Tennessee	0	0	14	10	-	24
Oklahoma	7	12	0	7	-	26

SCORING

OU – Warmack 7 yd run (Vashon kick), 7-0

OU – Hinton 20 yd pass from Warmack (kick failed), 13-0

OU – Owens 1 yd run (PAT failed), 19-0

UT – Glover 36 yd interception return (Kremser kick), 19-7

UT – Fulton 5 yd run (Kremser kick), 19-14

UT – Kremser 26 yd field goal, 19-17

OU – Stephenson 25 yd interception (Vashon kick), 26-17

UT – Warren 1 yd run (Kremser kick), 26-24

STATISTICAL LEADERS

Rushing:	OU – Warmack, 17-81
	UT – Chadwick, 12-72
Passing:	OU – Warmack, 18-9-2-107
	UT – Warren, 23-12-2-160
Receiving:	OU – Hinton, 5-87
	UT – Flowers, 4-59

GAME SUMMARY

Oklahoma had won the Big Eight title in Chuck Fairbanks' first year as head coach. Although a slight underdog to the Vols, OU broke out to a 19-0 halftime lead. Tennessee came back to narrow the Sooner lead to 19-17 before Oklahoma defensive back Bob Stephenson picked off a pass and raced 24 yards to give OU an all important insurance TD. The Sooners desperately needed the insurance when Dewey Warren plowed in from a yard out. The Vols then missed a potential game-winning field goal as the gun went off.

ASTRO BLUEBONNET BOWL		
1968 BLUEBONNET BOWL		
Dec. 31 • Houston, Texas (53,543)		
SMU		28
OKLAHOMA		27

	OU	SMU
First Downs	23	22
Rushes-Yards	53-176	33-72
Passing Yards	294	281
Passes-Comp-Int	37-18-3	43-22-2
Plays-Yards	90-479	76-353
Fumbles-Lost	1-1	2-2
Penalties-Yards	6-55	4-34
Punts-Average	6-38.2	7-41.0

SCORE BY QUARTER

SMU	0	0	6	22	-	28
Oklahoma	7	0	14	6	-	27

SCORING

OU – Warmack 8 yd run (Derr kick), 7-0
 OU – Barr 21 yd pass from Owens (Derr kick), 14-0
 SMU – Richardson 1 yd run (kick failed), 14-6
 OU – Denton 22 yd pass from Ripley (Derr kick), 21-6
 SMU – Richardson 18 yd run (Lesser kick), 21-13
 SMU – Levias 11 yd pass from Hixson (Lesser kick), 21-20
 SMU – Fleming 19 yd pass from Hixson (PAT good), 21-28
 OU – Barr 20 yd pass from Ripley (conversion failed), 27-28

STATISTICAL LEADERS

Rushing: OU – Owens, 36-113
 SMU – Richardson, 18-76
 Passing: OU – Ripley, 22-10-2-153
 SMU – Hixson, 43-22-2-281
 Receiving: OU – Barr, 8-138
 SMU – Levias, 8-112
 Tackles: OU – Casteel, 12
 SMU – Cormier, 14

GAME SUMMARY

OU led 20-6 entering the fourth quarter, but SMU's Chuck Hixson, passing for 281 yards, led a comeback that produced a 28-21 lead. OU, without injured QB Bob Warmack, narrowed the margin to one on a pass from Mickey Ripley to Johnny Barr, but missed a two-point conversion that would have put it ahead. The Sooners had one last chance after recovering an onside kick, but a field goal attempt from inside the SMU 30-yard line went wide as time expired.

ASTRO BLUEBONNET BOWL		
1970 BLUEBONNET BOWL		
Dec. 31 • Houston, Texas (53,832)		
ALABAMA		24
OKLAHOMA		24

	UA	OU
First Downs	21	19
Rushes-Yards	43-229	60-349
Passing Yards	199	66
Passes-Comp-Int	27-14-0	7-5-0
Plays-Yards	70-428	67-415
Fumbles-Lost	2-1	3-2
Penalties-Yards	7-50	3-42
Punts-Average	4-37.0	5-37.0

SCORE BY QUARTER

Alabama	7	7	3	7	-	24
Oklahoma	7	14	0	3	-	24

SCORING

OU – Pruitt 58 yd run (Derr kick), 7-0
 UA – Moore 4 yd pass from Hunter (Clemmy kick), 7-7
 OU – Pruitt 25 yd run (Derr kick), 14-7
 UA – Bailey 5 yd pass from Hunter (Clemmy kick), 14-14
 OU – Wylie 2 yd run (Derr kick), 21-14
 UA – Clemmy 21 yd field goal, 21-17
 UA – Hunter 25 yd pass from Musso (Clemmy kick), 21-24
 OU – Derr 42 yd field goal, 24-24

STATISTICAL LEADERS

Rushing: OU – Crosswhite, 20-111
 UA – Musso, 27-138
 Passing: OU – Mildren, 7-5-0-66
 UA – Hunter, 26-13-1-174
 Receiving: OU – Harrison, 2-45
 UA – Bailey, 4-86

GAME SUMMARY

The emergence of the wishbone and Greg Pruitt were late-season developments that propelled OU to four wins in its last five games and a postseason invitation. The Sooners had switched to the wishbone, and they were running it to perfection by the time the bowl game rolled around. The "bone" produced 349 yards rushing and touchdown runs of 58 and 25 yards by All-American Greg Pruitt, but the Sooners still needed a late field goal by Bruce Derr to forge the tie with the Crimson Tide.

38th Annual Sugar Bowl		
1972 SUGAR BOWL		
Jan. 1 • New Orleans, La. (84,031)		
AUBURN		22
OKLAHOMA		40

	OU	AU
First Downs	28	15
Rushes-Yards	439	40
Passing Yards	11	250
Passes-Comp-Int	4-1-0	45-20-2
Fumbles-Lost	1-1	2-2
Penalties-Yards	2-12	0-0
Punts-Average	5-35.4	5-48.6

SCORE BY QUARTER

Auburn	0	0	7	15	-	22
Oklahoma	19	12	3	6	-	40

SCORING

OU – Crosswhite 4 yd run (kick failed), 6-0
 OU – Mildren 5 yd run (Carroll kick), 13-0
 OU – Mildren 4 yd run (kick failed), 19-0
 OU – Mildren 7 yd run (kick failed), 25-0
 OU – Wylie 71 yd punt return (kick failed), 31-0
 AU – Unger 1 yd run (Jett kick), 31-7
 OU – Carroll 53 yd field goal, 34-7
 AU – Unger 1 yd run (Jett kick), 34-14
 OU – Pruitt 2 yd run (kick failed), 40-14
 AU – Cannon 11 yd pass from Sullivan (Beck run), 40-22

STATISTICAL LEADERS

Rushing: OU – Mildren, 30-149
 AU – Unger, 6-38
 Passing: OU – Mildren, 4-1-0-11
 AU – Sullivan, 44-20-1-250
 Receiving: OU – Chandler, 1-11
 AU – Beasley, 6-117
 Tackles: OU – Selmon, Driscoll 7
 AU – Yearout, 16

GAME SUMMARY

OU had lost only one game, the "Game of the Century" to Nebraska on Thanksgiving Day. Auburn featured Heisman Trophy winner Pat Sullivan. It was run versus pass, with OU's runners prevailing. The Sooners roared to a 31-0 halftime lead and amassed 439 yards rushing by game's end to set Oklahoma and Sugar Bowl records. QB Jack Mildren, playing in the final game of his brilliant college career, scored a Sugar Bowl-record three times. OU finished second in the polls to Nebraska with another Big Eight team, Colorado, finishing third.

1972 SUGAR BOWL	
Dec. 31 • New Orleans, La. (84,031)	
PENN STATE	0
OKLAHOMA	14

	OU	PSU
First Downs	20	11
Rushes-Yards	76-278	28-50
Passing Yards	175	147
Passes-Comp-Int	12-7-0	31-12-1
Plays-Yards	88-453	59-197
Fumbles-Lost	8-5	6-4
Penalties-Yards	3-55	3-15
Punts-Average	8-32.7	10-42.9

SCORE BY QUARTER

Penn State	0	0	0	0	-	0
Oklahoma	7	0	7	0	-	14

SCORING

OU - Owens 27 yd pass from Robertson
(Fulcher kick), 7-0

OU - Crosswhite 1 yd run (Fulcher kick), 14-0

STATISTICAL LEADERS

Rushing:	OU - Pruitt, 21-86
	PSU - Nagle, 10-22
Passing:	OU - Robertson, 6-3-0-88
	PSU - Hufnagel, 31-12-1-147
Receiving:	OU - Owens, 5-132
	PSU - Scott, 3-59
Tackles:	OU - Lucious Selmon, 7
	PSU - Skorupan, 13

GAME SUMMARY

Played for the first time on New Year's Eve, the Sugar Bowl brought the Big Eight Champion Sooners to do battle with Joe Paterno's fifth-ranked Nittany Lions. The Sooner defense posted a shutout while allowing only 11 first downs and 49 yards rushing the entire game. It was the first year that freshmen were eligible and Sooner wide receiver Tinker Owens celebrated with five catches, good for 132 yards and one touchdown. It was also the last game for Sooner head coach Chuck Fairbanks who left for the NFL the following spring.

1976 ORANGE BOWL	
Jan. 1 • Miami, Fla. (80,307)	
MICHIGAN	6
OKLAHOMA	14

	OU	UM
First Downs	16	12
Rushes-Yards	65-282	52-169
Passing Yards	63	33
Passes-Comp-Int	5-3-0	30-2-3
Plays-Yards	70-345	72-202
Fumbles-Lost	4-1	1-0
Penalties-Yards	9-40	5-26
Punts-Average	9-34.9	10-38.6

SCORE BY QUARTER

Michigan	0	0	0	6	-	6
Oklahoma	0	7	0	7	-	14

SCORING

OU - Brooks 39 yd run (DiRienzo kick), 7-0

OU - Davis 9 yd run (DiRienzo kick), 14-0

UM - Bell 2 yd run (kick failed), 14-6

STATISTICAL LEADERS

Rushing:	OU - Washington, 17-73
	UM - Leach, 13-62
Passing:	OU - Davis, 5-3-0-63
	UM - Leach, 15-2-3-30
Receiving:	OU - Owens, 3-63
	UM - Bell, 1-17

GAME SUMMARY

It was Oklahoma's first bowl trip under legendary head coach Barry Switzer and a storybook setting. Ohio State, the No. 1-ranked team in the country, had lost in the Rose Bowl earlier in the afternoon. The upset gave the Sooners an opportunity to win the national championship if they could beat the Michigan Wolverines coached by Bo Schembechler. A 39-yard end around by Billy Brooks and a nine-yard keeper by Steve Davis were enough for a 14-6 victory and a fifth national championship.

1976 FIESTA BOWL	
Dec. 25 • Tucson, Ariz. (46,315)	
WYOMING	7
OKLAHOMA	41

	OU	UW
First Downs	24	14
Rushes-Yards	74-415	42-153
Passing Yards	23	51
Passes-Comp-Int	5-3-0	19-6-5
Plays-Yards	79-438	61-204
Fumbles-Lost	6-3	5-1
Penalties-Yards	2-20	4-30
Punts-Average	0-0	5-25.2
Time of Possession	32:18	27:42
Third Down Conversions	11-20	9-15

SCORE BY QUARTER

Wyoming	0	0	0	7	-	7
Oklahoma	14	6	7	14	-	41

SCORING

OU - Peacock 3 yd run (von Schamann kick), 7-0

OU - Ivory 4 yd run (von Schamann kick), 14-0

OU - von Schamann 32 yd field goal, 17-0

OU - von Schamann 50 yd field goal, 20-0

OU - Peacock 15 yd run (von Schamann kick), 27-0

OU - Cumby 4 yd run (von Schamann kick), 34-0

OU - Shepard 8 yd run (von Schamann kick), 41-0

UW - Jones 1 yd run (Christopoulos kick), 41-7

STATISTICAL LEADERS

Rushing:	OU - Shepard, 7-85
	UW - Jones, 14-68
Passing:	OU - Blevins, 3-2-0-14
	UW - Clayton, 14-5-4-54
Receiving:	OU - Hatcher, 2-14
	UW - Howard, 3-45
Tackles:	OU - Reese, 7
	UW - Coleman, 8

GAME SUMMARY

This was a mismatch that was decided early on as Oklahoma rolled up almost 500 yards in total offense and cruised to an easy victory. The Sooners led 27-0 at the third quarter mark before the reserves added two more scores in the fourth period. OU did not punt the entire game, the only time in Sooner bowl history that had happened.

1978 ORANGE BOWL		
Jan. 2 • Miami, Fla. (69,500)		
ARKANSAS	31	
OKLAHOMA	6	

	OU	UA
First Downs	14	15
Rushes-Yards	49-230	60-317
Passing Yards	80	90
Passes-Comp-Int	14-7-0	12-7-1
Plays-Yards	63-310	72-407
Fumbles-Lost	4-3	2-1
Penalties-Yards	5-25	7-50
Punts-Average	5-44.4	4-40.5

SCORE BY QUARTER

Arkansas	14	0	10	7	-	31
Oklahoma	0	0	0	6	-	6

SCORING

UA - Sales 1 yd run (Little kick), 0-7
 UA - Sales 4 yd run (Little kick), 0-14
 UA - Calcagni 1 yd run (Little kick), 0-21
 UA - Little 32 yd field goal, 0-24
 OU - Hicks 8 yd pass from Blevins (kick failed), 6-24
 UA - White 20 yd run (Little kick), 6-31

STATISTICAL LEADERS

Rushing: OU - Peacock, 15-117
 UA - Sales, 22-205
 Passing: OU - Lott, 7-4-0-42
 ARK - Calcagni, 11-7-1-90
 Receiving: OU - Rhodes, 3-46
 ARK - Sales, 4-52
 Tackles: OU - Kinlaw, 11
 ARK - Jackson, 7

GAME SUMMARY

Called by Barry Switzer, "the most disappointing loss of my career," OU was a victim of one of the biggest upsets in bowl history. When Notre Dame downed Texas in the Cotton Bowl, OU was in the running for a national championship. A big win over Arkansas might impress the voters and secure the crown for the Sooners. As a result, Switzer went against his own strategy by choosing to receive the opening kickoff rather than play defense. OU fumbled inside its own 10 on the third play of the game and Arkansas immediately scored for a lead it never relinquished.

1979 ORANGE BOWL		
Jan. 1 • Miami, Fla. (66,635)		
NEBRASKA	24	
OKLAHOMA	31	

	NU	OU
First Downs	27	17
Rushes-Yards	54-217	53-292
Passing Yards	220	47
Passes-Comp-Int	31-18-2	3-2-0
Plays-Yards	85-437	56-339
Fumbles-Lost	0-0	1-1
Penalties-Yards	8-96	6-50
Punts-Average	2-37.5	3-39.3
Third Down Conversions	8-18	7-12
Sacks By-Yards	1-1	1-5

SCORE BY QUARTER

Nebraska	7	0	3	14	-	24
Oklahoma	7	7	17	0	-	31

SCORING

NU - Smith 21 yd pass from Sorley (Todd kick), 0-7
 OU - Sims 3 yd run (von Schamann kick), 7-7
 OU - Lott 3 yd run (von Schamann kick), 14-7
 OU - Sims 11 yd run (von Schamann kick), 21-7
 OU - von Schamann 26 yd field goal, 24-7
 NU - Todd 31 yd field goal, 24-10
 OU - Lott 2 yd run (von Schamann kick), 31-10
 NU - Berns 1 yd run (Todd kick), 31-17
 NU - Miller 2 yd pass from Sorley (Todd kick), 31-24

STATISTICAL LEADERS

Rushing: OU - Sims, 25-134
 NU - Berns, 19-99
 Passing: OU - Lott, 3-2-0-47
 NU - Sorley, 31-18-2-220
 Receiving: OU - Rhodes, 1-38
 NU - Smith, 3-62
 Tackles: OU - Kinlaw, 11
 NU - Andrews, 9

GAME SUMMARY

A truly amazing turn of events produced a rematch after Nebraska's victory in November. The Sooners, ranked No. 1 with one loss, had lost a heartbreaker to the Cornhuskers, 17-14, on a late fumble at the NU three-yard line. When the Huskers were upset the following week by Missouri, producing a Big Eight Championship tie, the Orange Bowl officials came up with the idea of a rematch, much to the Sooners' joy and the Huskers' shock. It went as predicted: an Oklahoma victory.

1980 ORANGE BOWL		
Jan. 1 • Miami, Fla. (66,714)		
FLORIDA STATE	7	
OKLAHOMA	24	

	FSU	OU
First Downs	11	22
Rushes-Yards	35-82	59-411
Passing Yards	100	36
Passes-Comp-Int	27-8-3	4-2-0
Plays-Yards	62-182	63-447
Fumbles-Lost	1-0	5-4
Penalties-Yards	4-20	3-28
Punts-Average	9-42.2	4-25.0
Third Down Conversions	6-15	9-15
Sacks By-Yards	0-0	1-4

SCORE BY QUARTER

Florida State	7	0	0	0	-	7
Oklahoma	0	17	0	7	-	24

SCORING

FSU - Whitting 1 yd run (Chappelen kick), 0-7
 OU - Watts 61 yd run (Keeling kick), 7-7
 OU - Wilson 5 yd run (Keeling kick), 14-7
 OU - Keeling 24 yd field goal, 17-7
 OU - Sims 22 yd run (Keeling kick), 24-7

STATISTICAL LEADERS

Rushing: OU - Sims, 24-164
 FSU - Lyles, Whiting, 13-40
 Passing: OU - Watts, 4-2-0-36
 FSU - Jordan, 16-6-1-76
 Receiving: OU - Nixon, 2-36
 FSU - King, Childers, 2-24
 Tackles: OU - Cumby, 9
 FSU - Herring, 16

GAME SUMMARY

The Big Eight Champion Sooners met an undefeated Florida State team on New Year's night. After the Seminoles took a 7-0 first-quarter lead, OU unleashed 17 second-quarter points to take the lead for good. J.C. Watts was named Orange Bowl MVP on offense. He scored on a 61-yard option play and rushed for more than 100 yards. Bud Hebert, who recorded three interceptions, earned the award on defense. Billy Sims wrapped up his brilliant collegiate career scoring on a 22-yard pitch from Watts. Oklahoma finished third in the country and won the Orange Bowl for the third time in five tries under Switzer. The Seminoles crossed midfield only two times after the first quarter and never passed the 35-yard line.

1981 ORANGE BOWL	
Jan. 1 • Miami, Fla. (71,043)	
OKLAHOMA	18
FLORIDA STATE	17

	OU	FSU
First Downs	18	23
Rushes-Yards	55-156	60-212
Passing Yards	128	51
Passes-Comp-Int	12-7-0	15-11-0
Plays-Yards	67-284	75-263
Fumbles-Lost	7-5	1-0
Penalties-Yards	4-32	5-58
Punts-Average	2-37.0	4-42.5
Third Down Conversions	8-16	8-17

SCORE BY QUARTER

Oklahoma	0	3	7	8	-	18
Florida State	0	7	3	7	-	17

SCORING

FSU – Williams 10 yd run (Capece kick), 0-7
 OU – Keeling 53 yd field goal, 3-7
 OU – Overstreet 4 yd run (Keeling kick), 10-7
 FSU – Capece 19 yd field goal, 10-10
 FSU – Recovered fumble in OU end zone (Capece kick), 10-17
 OU – Rhodes 11 yd pass from Watts (Valora pass from Watts), 18-17

STATISTICAL LEADERS

Rushing: OU – Watts, 25-48
 FSU – Williams, 19-99
 Passing: OU – Watts, 12-7-0-128
 FSU – Stockstill, 15-11-0-51
 Receiving: OU – Rhodes, 2-53
 FSU – Williams, 2-27
 Tackles: OU – Coast, 15
 FSU – Piurowski, 12

GAME SUMMARY

This contest featured a rematch with a great deal more excitement as OU turned to a foreign weapon, the pass, to notch its third straight Orange Bowl win. QB J.C. Watts was chosen MVP and with good reason. The Seminoles used a fourth-quarter TD to break a 10-10 tie and seemingly gain control. OU was forced to start deep in its own territory after the kickoff with little time left. Watts went to work and passed the Sooners to the 11-yard line where he hit Steve Rhodes with a TD strike to pull the Sooners to within one with less than a minute to go. Watts then proceeded to hit tight end Forrest Valora for the two-point conversion that gave the Sooners their ninth Orange Bowl victory, including three in the last four years. Oklahoma finished ranked No. 3 in the nation.

1981 SUN BOWL	
Dec. 26 • El Paso, Texas (33,816)	
HOUSTON	14
OKLAHOMA	40

	UH	OU
First Downs	26	15
Rushes-Yards	59-157	54-409
Passing Yards	228	2
Passes-Comp-Int	29-18-1	5-1-1
Plays-Yards	88-385	59-407
Fumbles-Lost	4-3	2-1
Penalties-Yards	2-27	7-48
Punts-Average	6-37.0	5-38.6
Third Down Conversions	7-16	3-11

SCORE BY QUARTER

Houston	0	7	0	7	-	14
Oklahoma	7	0	3	30	-	40

SCORING

OU – Shepard 34 yd run (Keeling kick), 7-0
 UH – Wilson 1 yd run (Clendenen kick), 7-7
 OU – Keeling 32 yd field goal, 10-7
 OU – Shepard 1 yd run (Keeling kick), 17-7
 OU – Keeling 49 yd field goal, 20-7
 OU – Sims 30 yd run (Keeling kick), 27-7
 UH – Jordan 6 yd run (Clendenen kick), 27-14
 OU – Mills 2 yd run (kick failed), 33-14
 OU – Truit 28 yd interception return (Keeling kick), 40-14

STATISTICAL LEADERS

Rushing: OU – Sims, 15-181
 UH – Polk, 19-74
 Passing: OU – Shepard, 5-1-1-2
 UH – Wilson, 28-11-1-216
 Receiving: OU – Ross, 1-2
 UH – Durham, 1-60
 Tackles: OU – Benson, 10
 UH – Turner, 13

GAME SUMMARY

OU ended the season on a bright note with an easier than anticipated 40-14 victory over Houston. MVP Darrell Shepard, who began his career at UH, scored two touchdowns against his former team. The Sooners scored 30 fourth quarter points to turn a seat squirmer into a rout. Freshman Fred Sims rolled up 181 yards rushing in the game after rushing for just 179 in the regular season.

1983 FIESTA BOWL	
Jan. 1 • Tempe, Ariz. (70,553)	
ARIZONA STATE	32
OKLAHOMA	21

	ASU	OU
First Downs	25	19
Rushes-Yards	43-100	63-417
Passing Yards	329	40
Passes-Comp-Int	35-17-2	10-4-1
Plays-Yards	78-429	73-457
Fumbles-Lost	3-0	6-4
Penalties-Yards	7-64	8-68
Punts-Average	6-43.5	4-29.5
Time of Possession	30:31	29:29
Third Down Conversions	6-15	9-19
Sacks By-Yards	0-0	4-6

SCORE BY QUARTER

Arizona State	0	11	7	14	-	32
Oklahoma	7	6	8	0	-	21

SCORING

OU – Wilson 1 yd run (Keeling kick), 7-0
 ASU – Zendejas 32 yd field goal, 7-3
 ASU – Phelps safety in end zone, 7-5
 ASU – Zendejas 22 yd field goal, 8-7
 OU – Wilson 1 yd run (rush PAT no good), 13-8
 ASU – Zendejas 54 yd field goal, 13-11
 ASU – Clark 15 yd run (Zendejas kick), 13-18
 OU – Sims 19 yd run (Phelps to Fontenette), 21-18
 ASU – Moore 1 yd run (Zendejas kick), 21-25
 ASU – Brown 52 yd pass from Hons (Zendejas kick), 21-32

STATISTICAL LEADERS

Rushing: OU – Dupree, 17-239
 ASU – Moore, 20-64
 Passing: OU – Phelps, 10-4-1-40
 ASU – Hons, 35-17-2-329
 Receiving: OU – Lewis, 2-23
 ASU – Moore, 3-88
 Tackles: OU – Sanders, 11
 ASU – Richardson, 15

GAME SUMMARY

The magic of Marcus Dupree ran out as the Sun Devils rallied for 14 fourth-quarter points to win the first meeting between the two. Dupree ran wild early, amassing 239 yards before recurrent leg injuries forced him out in the third quarter. The turning point came when Oklahoma punter Michael Keeling could not get his punt away and was forced to throw an illegal pass. The Devils took over at the OU 43 and later scored when Darryl Clark raced 15 yards for a touchdown.

1985 ORANGE BOWL	
Jan. 1 • Miami, Fla. (56,294)	
WASHINGTON	28
OKLAHOMA	17

	UW	OU
First Downs	17	17
Rushes-Yards	43-192	54-162
Passing Yards	119	124
Passes-Comp-Int	21-9-3	21-6-1
Plays-Yards	64-311	75-286
Fumbles-Lost	3-1	6-2
Penalties-Yards	5-25	8-60
Punts-Average	6-37.7	7-34.6
Time of Possession	28:56	31:04
Third Down Conversions	3-13	6-18

SCORE BY QUARTER

Washington	14	0	0	14	-	28
Oklahoma	0	14	0	3	-	17

SCORING

UW – Greene 29 yd pass from Siruco (Jaeger kick), 0-7

UW – Robinson 1 yd run (Jaeger kick), 0-14

OU – Bradley 1 yd run (Lashar kick), 7-14

OU – Shepard 61 yd pass from Bradley (Lashar kick), 14-14

OU – Lashar 35 yd field goal, 17-14

UW – Pattison 12 yd pass from Millen (Jaeger kick), 17-21

UW – Fenney 6 yd run (Jaeger kick), 17-28

STATISTICAL LEADERS

Rushing:	OU – Carr, 10-63
	UW – Robinson, 28-135
Passing:	OU – Bradley, 21-6-1-124
	UW – Sircuro, 17-7-3-78
Receiving:	OU – Shepard, 3-87
	UW – Greene, 4-97
Tackles:	OU – Brown, Reed, 6
	UW – Kelly, 11

GAME SUMMARY

Brigham Young was No. 1 in the polls, but Sooner head coach Barry Switzer had argued that the Sooners should be No. 1 because of a tougher schedule. A win over a fine Husky team would solidify that claim. However, Washington refused to cooperate and turned a 17-14 fourth-quarter deficit into a 28-17 triumph. The game was marked by a bizarre incident when, after thinking an Oklahoma field goal was good, the Sooner Schooner raced onto the field as called for by tradition. A penalty negated the field goal, but the Schooner became stuck in the muddy field in front of UW's bench, resulting in a 15-yard penalty. The following 42-yard try was no good.

1986 ORANGE BOWL	
Jan. 1 • Miami, Fla. (74,178)	
PENN STATE	10
OKLAHOMA	25

	PSU	OU
First Downs	14	12
Rushes-Yards	36-103	52-228
Passing Yards	164	91
Passes-Comp-Int	34-18-4	6-3-0
Plays-Yards	70-267	58-319
Fumbles-Lost	2-1	5-1
Penalties-Yards	6-49	7-45
Punts-Average	6-46.3	5-42.6
Time of Possession	31:23	28:37
Third Down Conversions	7-15	5-16
Sacks By-Yards	0-0	2-10

SCORE BY QUARTER

Penn State	7	3	0	0	-	10
Oklahoma	0	16	3	6	-	25

SCORING

PSU – Manoa 1 yd run (Manca kick), 0-7

OU – Lashar 26 yd field goal, 3-7

OU – Jackson 71 yd pass from Holieway (Lashar kick), 10-7

OU – Lashar 31 yd field goal, 13-7

OU – Lashar 21 yd field goal, 16-7

PSU – Manca 27 yd field goal, 16-10

OU – Lashar 22 yd field goal, 19-10

OU – Carr 61 yd run (kick failed), 25-10

STATISTICAL LEADERS

Rushing:	OU – Carr, 19-148
	PSU – Dozier, 12-39
Passing:	OU – Holieway, 6-3-0-91
	PSU – Knizner, 11-8-1-90
Receiving:	OU – Jackson, 2-83
	PSU – Dimidio, 6-50
Tackles:	OU – Bosworth, 13
	PSU – Alexander, 9

GAME SUMMARY

A swarming defense, a record field goal performance and two big plays helped Oklahoma defeat Penn State to capture the program's sixth national championship. Butkus Award winner Brian Bosworth had 13 solo tackles and the Oklahoma secondary picked off four Penn State passes to thwart any rallies. Tim Lashar booted an Orange Bowl-record four field goals to give the Sooners an early lead. Lydell Carr and Keith Jackson then provided big plays: a 61-yard jaunt by Carr and a 71-yard pass play from Jamelle Holieway to Jackson.

1987 ORANGE BOWL	
Jan. 1 • Miami, Fla. (57,291)	
ARKANSAS	8
OKLAHOMA	42

	UA	OU
First Down	17	11
Rushes-Yards	45-48	48-366
Passing Yards	192	47
Passes-Comp-Int	33-16-5	5-2-0
Plays-Yards	81-240	53-413
Fumbles-Loss	2-0	3-2
Penalties-Yards	3-25	4-40
Punts-Average	9-41.1	5-47.6
Time of Possession	35:29	24:31
Third Down Conversions	8-18	5-12
Sacks By-Yards	7-51	0-0

SCORE BY QUARTER

Arkansas	0	0	0	8	8
Oklahoma	0	14	14	14	42

SCORING

OU – Tillman 77 yd run (Lashar kick), 7-0

OU – Tillman 21 yd run (Lashar kick), 14-0

OU – Holieway 2 yd run (Lashar kick), 21-0

OU – Holieway 4 yd run (Lashar kick), 28-0

OU – Stafford 13 yd run (Lashar kick), 35-0

OU – Parham 49 yd run (Lashar kick), 42-0

ARK – Thomas 2 yd run (Shibest pass from Bland), 42-8

STATISTICAL LEADERS

Rushing:	OU – Tillman, 7-109
	ARK – Thomas, 22-59
Passing:	OU – Holieway, 3-2-0-47
	ARK – Thomas, 26-13-4-129
Receiving:	OU – Shepard, 1-36
	ARK – Shibest, 4-83
Tackles:	OU – Jones, 9
	ARK – Atwater, 7

GAME SUMMARY

After nine years, Barry Switzer avenged his most embarrassing loss, coaching Oklahoma to a 42-8 rout of Arkansas. LB Danté Jones, playing in place of All-American Brian Bosworth, led the defense, which held the Hogs to just 48 rushing yards. Spencer Tillman gained 109 yards rushing on just seven carries. His totals included a 77-yard TD to give OU the early 7-0 lead. Todd Thomsen set an Orange Bowl record with five punts for a 47.6-yard average.



1988 ORANGE BOWL	
Jan. 1 • Miami, Fla. (74,760)	
MIAMI	20
OKLAHOMA	14

	OU	UM
First Downs	13	15
Rushes-Yards	53-179	38-72
Passing Yards	76	209
Passes-Comp-Int	13-5-0	30-18-1
Plays-Yards	66-255	68-281
Fumbles-Lost	4-2	0-0
Penalties-Yards	5-39	8-85
Punts-Average	8-39.0	6-44.7
Time of Possession	27:52	32:08
Third Down Conversions	6-18	9-18
Sacks By-Yards	1-5	1-5

SCORE BY QUARTER

Miami	7	0	10	3	-	20
Oklahoma	0	7	0	7	-	14

SCORING

UM - Bratton 30 yd pass from Walsh
(Cox kick), 0-7

OU - Stafford 1 yd run (Lashar kick), 7-7

UM - Cox 56 yd field goal, 7-10

UM - Irvin 23 yd pass from Walsh
(Cox kick), 7-17

UM - Cox 48 yd field goal, 7-20

OU - Hutson 29 yd run (Lashar kick), 14-20

STATISTICAL LEADERS

Rushing:	OU - Collins, 10-50
	UM - Williams, 19-41
Passing:	OU - Thompson, 12-4-0-56
	UM - Walsh, 30-18-1-209
Receiving:	OU - Jackson, 3-45
	UM - Bratton, 9-102
Tackles:	OU - Reed, 9
	UM - Clark, 14

GAME SUMMARY

The Sooners' hopes of winning their seventh national championship were put to rest by Miami, 20-14. The Hurricanes took the opening kickoff and moved 65 yards in eight plays for a 7-0 lead, then never looked back. The Sooner offense, which led the nation in six categories, was held to only 179 rushing yards and 255 overall. Late in the fourth quarter, the Sooners scored on a 29-yard fumblerooski which gave the Oklahoma faithful a flicker of hope. The Hurricane defenders blew it out when they sacked quarterback Charles Thompson and caused a fumble to ensure the victory.



1989 CITRUS BOWL	
Jan. 2 • Orlando, Fla. (53,571)	
OKLAHOMA	6
CLEMSON	13

	CU	OU
First Downs	12	17
Rushes-Yards	48-187	43-116
Passing Yards	57	138
Passes-Comp-Int	11-5-0	24-10-1
Plays-Yards	59-244	67-254
Fumbles-Lost	1-0	4-1
Penalties-Yards	7-76	5-50
Punts-Average	7-44.3	5-38.6
Time of Possession	29:30	30:30
Third Down Conversions	6-15	4-14
Sacks By-Yards	0-0	0-0

SCORE BY QUARTER

Oklahoma	3	0	3	0	-	6
Clemson	0	6	0	7	-	13

SCORING

OU - Lashar 35 yd field goal, 3-0

CU - Gardocki 20 yd field goal, 3-3

CU - Gardocki 46 yd field goal, 3-6

OU - Lashar 30 yd field goal, 6-6

CU - Allen 4 yd run (Seyle kick), 6-13

STATISTICAL LEADERS

Rushing:	OU - Perry, 12-52
	CU - McFadden, 9-55
Passing:	OU - Holieway, 24-10-1-138
	CU - Williams, 11-5-0-57
Receiving:	OU - Cabbiness, 3-78
	CU - Allen, 4-47
Tackles:	OU - Dillon, 11
	CU - McDaniel, 11

GAME SUMMARY

After a dry three quarters and the score deadlocked at 6-6, Clemson held off a late Sooner rally to post a 13-6 victory and give the ACC its first victory over Oklahoma in 16 tries. On the Sooners' last possession, OU took over possession on its own 20 with 2:59 left on the clock. QB Jamelle Holieway, playing in his final game, scampered 11 yards on a fourth down to keep the drive alive. Holieway then completed passes of five, seven, four, 12, seven, 12 and 13 yards, to get OU inside the Tiger 14 with 12 seconds remaining. But two desperation heaves by Holieway dropped incomplete to end all Oklahoma hopes.



1991 GATOR BOWL	
Dec. 29 • Jacksonville, Fla. (62,003)	
OKLAHOMA	48
VIRGINIA	14

	OU	UVA
First Downs	36	13
Rushes-Yards	51-261	26-101
Passing Yards	357	142
Passes-Comp-Int	36-27-0	29-12-1
Plays-Yards	87-618	55-243
Fumbles-Lost	1-1	4-1
Penalties-Yards	12-128	6-48
Punts-Average	3-40.3	8-34.8
Time of Possession	37:54	22:06
Third Down Conversions	8-14	2-12
Sacks By-Yards	1-9	0-0

SCORE BY QUARTER

Oklahoma	7	27	14	0	-	48
Virginia	0	7	0	7	-	14

SCORING

OU - Mickey 10 yd pass from Gundy
(Blanton kick), 7-0

OU - Gaddis 2 yd run (Blanton kick), 14-0

OU - Gaddis 8 yd run (Blanton kick), 21-0

OU - Jones 4 yd blocked punt (Blanton kick), 28-0

OU - Mickey 13 yd pass from Gundy
(kick blocked), 34-0

UVA - Davis 22 yd pass from Blundin
(Husted kick), 34-7

OU - Rasheed 7 yd run (Blanton kick), 41-7

OU - Gaddis 7 yd run (Blanton kick), 48-7

UVA - Tomlin 23 yd pass from Blundin
(Husted kick), 48-14

STATISTICAL LEADERS

Rushing:	OU - Gaddis, 20-104
	UVA - Kirby, 13-66
Passing:	OU - Gundy, 31-25-0-324
	UVA - Blundin, 26-12-1-142
Receiving:	OU - Warren, 5-110
	UVA - Mundy, 3-44
Tackles:	OU - Wilson, 8
	UVA - Lewis, 15

GAME SUMMARY

Cale Gundy unleashed one of the greatest postseason passing efforts in school history as Oklahoma crushed Virginia, 48-14. Gundy was 25-of-31, including 11 straight completions, for 329 yards and two TDs. The Sooners scored touchdowns on four of their first five possessions to put the game out of reach before halftime. The OU defense never allowed the Cavaliers inside the 20. The 48 points tied the OU bowl game record (48-21 over Duke in the '58 Orange Bowl).

  OKLAHOMA vs TEXAS TECH	1993 JOHN HANCOCK BOWL	
	Dec. 24 • El Paso, Texas (43,848)	
	TEXAS TECH	10
	OKLAHOMA	41

	OU	TTU
First Downs	21	18
Rushes-Yards	50-177	33-116
Passing Yards	215	199
Passes-Comp-Int	26-15-1	37-19-4
Plays-Yards	76-392	70-315
Fumbles-Lost	4-2	0-0
Penalties-Yards	9-65	6-65
Punts-Average	7-48.3	7-42.6
Time of Possession	35:22	24:38
Third Down Conversions	4-11	6-17
Sacks By-Yards	1-5	6-31

SCORE BY QUARTER

Texas Tech	0	3	7	0	-	10
Oklahoma	14	14	0	13	-	41

SCORING

OU – Chandler 2 yd run (Blanton kick), 7-0
 OU – Brady 9 yd pass from Gundy (Blanton kick), 14-0
 TT – Davis 22 yd field goal, 14-3
 OU – Warren 34 yd pass from Gundy (Blanton kick), 21-3
 OU – Brady 15 yd pass from Gundy (Blanton kick), 28-3
 TT – Morris 2 yd run (Davis kick), 28-10
 OU – Moore 32 yd run (Blanton kick), 35-10
 OU – Moore 6 yd run (no PAT attempt), 41-10

STATISTICAL LEADERS

Rushing: OU – Moore, 15-85
 TT – Morris, 27-95
 Passing: OU – Gundy, 26-15-1-215
 TT – Hall, 37-19-4-199
 Receiving: OU – Warren, 4-93
 TT – Mitchell, 6-87
 Tackles: OU – Coats, 8
 TT – Wright, Banks, 9

GAME SUMMARY

QB Cale Gundy brilliantly guided Oklahoma's offense and the Sooner defense slowed Doak Walker Award winner Bam Morris as OU claimed a 41-10 win. The Sooners scored the first two times they had the ball. Another Gundy TD pass boosted the lead to 21-3. Just over a minute later, the game MVP hit again and Oklahoma was cruising at halftime 28-3. Meanwhile, the nation's second-leading rusher was held to just 95 yards by the Sooner defense.

 OKLAHOMA vs BYU	1994 COPPER BOWL	
	Dec. 29 • Tucson, Ariz. (45,122)	
	BYU	31
	OKLAHOMA	6

	BYU	OU
First Downs	28	16
Rushes-Yards	33-71	33-72
Passing Yards	485	163
Passes-Comp-Int	46-32-0	30-13-1
Plays-Yards	79-556	63-235
Fumbles-Lost	0	0
Penalties-Yards	6-48	7-44
Punts-Average	4-37.0	8-37.1
Time of Possession	35:16	24:44
Third Down Conv.	8-14	3-13
Sacks By-Yards	1-13	1-3

SCORE BY QUARTER

BYU	7	10	7	7	-	31
Oklahoma	0	0	0	6	-	6

SCORING

BYU – Doman 7 yd pass from Walsh (Lauder kick), 0-7
 BYU – Lauder 22 yd field goal, 0-10
 BYU – Johnston 25 yd pass from Walsh (Lauder kick), 0-17
 BYU – Johnston 4 yd pass from Walsh (Lauder kick), 0-24
 OU – Moore 2 yd run (PAT failed), 6-24
 BYU – Doman 28 yd pass from Walsh (Lauder kick), 6-31

STATISTICAL LEADERS

Rushing: OU – Moore, 9-41
 BYU – Willis, 11-41
 Passing: OU – Brown, 30-13-1-163
 BYU – Walsh, 45-31-4-454
 Receiving: OU – Hall, 5-75
 BYU – Willis, 7-103
 Tackles: OU – Simpson, 13
 BYU – Cook, 8

GAME SUMMARY

After completing its worst regular season in 30 years, and playing under a head coach who had resigned, Oklahoma ended its season with a dismal 31-6 loss. The Sooners started reserve QB Terence Brown, who had completed one of three passes during the regular season. Usual starter Garrick McGee had contracted spinal meningitis and was unable to play. OU's defense surrendered 485 yards and four touchdowns through the air. BYU's John Walsh set Copper Bowl records for completions (31) and TD passes (4). Sooner linebacker Broderick Simpson was defensive player of the game with 13 tackles, a sack and a pass breakup.

 OKLAHOMA vs OLE MISS	1999 INDEPENDENCE BOWL	
	Dec. 31 • Shreveport, La. (49,843)	
	MISSISSIPPI	27
	OKLAHOMA	25

	UM	OU
First Downs	19	27
Rushes-Yards	33-159	23-91
Passing Yards	202	390
Passes-Comp-Int	29-18-2	54-39-1
Plays-Yards	62-361	77-481
Fumbles-Lost	1-0	3-3
Penalties-Yards	3-13	4-35
Punts-Average	5-39.4	1-10.0
Time of Possession	29:24	30:36
Third Down Conv.	5-11	7-13
Sacks By-Yards	3-16	3-24

SCORE BY QUARTER

Mississippi	7	14	0	6	-	27
Oklahoma	3	0	15	7	-	25

SCORING

UM – McAllister 25 yd pass from Miller (Binkley kick), 0-7
 OU – Duncan 34 yd field goal, 3-7
 UM – Bettis 9 yd pass from Miller (Binkley kick), 3-14
 UM – McAllister 80 yd run (Binkley kick), 3-21
 OU – Jackson 3 yd pass from Heupel (Duncan kick), 10-21
 OU – Daniels 41 yd pass from Heupel (Hammons pass), 18-21
 UM – Binkley 29 yd field goal, 18-24
 OU – Griffin 17 yd pass from Heupel (Duncan kick), 25-24
 UM – Binkley 39 yd field goal, 25-27

STATISTICAL LEADERS

Rushing: OU – Griffin, 12-86
 UM – McAllister, 17-121
 Passing: OU – Heupel, 53-39-1-390
 UM – Miller, 28-18-2-202
 Receiving: OU – Daniels, 6-109
 UM – McAllister, 3-55
 Tackles: OU – Rideau, 7
 UM – Taylor, Strong, 8

GAME SUMMARY

In the final college game of the 20th century, Ole Miss topped Oklahoma in a thriller, 27-25. OU quarterback and game offensive MVP Josh Heupel set school and Independence Bowl records for attempts (53), completions (39) and yards (390), and tied the record for touchdowns (3). Jarrail Jackson tied the Independence Bowl record for receptions with 10. Ole Miss' Les Binkley kicked a 39-yard field goal for the win on the last play of the game.



2001 ORANGE BOWL	
Jan. 3 • Miami, Fla. (76,835)	
FLORIDA STATE	2
OKLAHOMA	13

	FSU	OU
First Downs	14	12
Rushes-Yards	17-27	36-56
Passing Yards	274	214
Passes-Comp-Int	52-25-2	39-25-1
Plays-Yards	69-301	75-270
Fumbles-Lost	3-1	2-1
Penalties-Yards	6-38	7-45
Punts-Average	10-44.7	8-41.1
Time of Possession	23:27	36:33
Third Down Conversions	1-15	7-19
Sacks By-Yards	2-13	1-2

SCORE BY QUARTER

Florida State	0	0	0	2	-	2
Oklahoma	3	0	3	7	-	13

SCORING

OU - Duncan 27 yd field goal, 3-0
 OU - Duncan 42 yd field goal, 6-0
 OU - Griffin 10 yd run (Duncan kick), 13-0
 FSU - Team safety, 13-2

STATISTICAL LEADERS

Rushing: OU - Griffin, 11-40
 FSU - Minor, 13-20
 Passing: OU - Heupel, 39-25-1-214
 FSU - Weinke, 51-25-2-274
 Receiving: OU - Norman, 3-49
 FSU - Bell, 7-137
 Tackles: OU - Thompson, 7
 FSU - Allen, 12

GAME SUMMARY

Top-ranked Oklahoma used a smothering defense to shut down the third-ranked Seminoles and Josh Heupel generated enough offense to lead OU to a perfect season. As the nation's only unbeaten team, the Sooners were the unanimous winners of the AP media poll. They were automatically crowned national champions in the coaches' poll under the Bowl Championship Series format. Led by Orange Bowl MVP Torrance Marshall, the Sooners time and again forced Florida State quarterback Chris Weinke into bad decisions. Tim Duncan kicked two field goals and Quentin Griffin scored the clinching touchdown on a 10-yard run up the middle with 8:30 to play. Florida State avoided its first shutout in 12 seasons when Stanford Samuels tackled OU punter Jeff Ferguson in the end zone for a safety with 55 seconds remaining after the snap sailed over his head.



2002 COTTON BOWL	
Jan. 1 • Dallas, Texas (72,955)	
OKLAHOMA	10
ARKANSAS	3

	OU	UA
First Downs	11	6
Rushes-Yards	34-56	42-37
Passing Yards	175	13
Passes-Comp-Int	32-24-0	13-2-1
Plays-Yards	66-231	55-50
Fumbles-Lost	2-1	1-1
Penalties-Yards	9-76	6-54
Punts-Average	9-34.9	8-40.5
Time of Possession	33:34	26:26
Third Down Conversions	6-18	1-14
Sacks By-Yards	9-55	4-27

SCORE BY QUARTER

Oklahoma	7	0	3	0	-	10
Arkansas	0	0	0	3	-	3

SCORING


OU - Hybl 1 yd run (Duncan kick), 7-0
 OU - Duncan 32 yd field goal, 10-0
 UA - O'Donohoe 32 yd field goal, 10-3

STATISTICAL LEADERS

Rushing: OU - Griffin, 19-56
 ARK - Holmes, 8-27
 Passing: OU - Hybl, 32-24-0-175
 ARK - Clark, 12-2-1-13
 Receiving: OU - Norman, 7-74
 ARK - Wilson, 1-7
 Tackles: OU - Calmus, 10
 ARK - Petty, Bua, 7.5

GAME SUMMARY

Arkansas' defense played well, but few will remember. Oklahoma's defense was that much better. The final statistics were as chilling and stark as the weather. The Razorbacks, who reached OU territory just two times the entire game, could muster only 13 passing yards on two completions while their rushing attempts (42) outnumbered their rushing yards (37). Sooner defenders tied a school and Cotton Bowl record with a whopping nine sacks. Late in the first quarter, Oklahoma set sail on a 13-play, 63-yard scoring drive that culminated in a one-yard sneak by quarterback Nate Hybl. Along the way, the Sooners converted two third downs and one fourth. The resulting touchdown and PAT made the rest of the afternoon academic. OU added a 32-yard field goal by Tim Duncan in the third frame to build a 10-0 advantage that felt like twice that given the play of the defense. Arkansas, aided by penalties, finally scratched out a field goal, but no serious threat to the outcome was ever mounted.



2003 ROSE BOWL	
Jan. 1 • Pasadena, Calif. (86,848)	
OKLAHOMA	34
WASHINGTON STATE	14

	OU	WSU
First Downs	19	11
Rushes-Yards	46-146	21-4
Passing Yards	240	239
Passes-Comp-Int	29-19-0	34-17-2
Plays-Yards	75-386	55-243
Fumbles-Lost	2-1	3-1
Penalties-Yards	4-28	9-52
Punts-Average	5-29.0	6-46.0
Time of Possession	37:14	22:46
Third Down Conversions	9-20	2-11
Sacks By-Yards	6-59	3-27

SCORE BY QUARTER

Oklahoma	3	14	3	14	-	34
Washington State	0	0	0	14	-	14

SCORING

OU - DiCarlo 45 yd field goal, 3-0
 OU - Savage 12 yd pass from Hybl (DiCarlo kick), 10-0
 OU - Perkins 51 yd punt return (DiCarlo kick), 17-0
 OU - DiCarlo 30 yd field goal, 20-0
 OU - Fagan 9 yd pass from Hybl (DiCarlo kick), 27-0
 WSU - Riley 37 yd pass from Gesser (Dunning kick), 27-7
 OU - Griffin 19 yd run (DiCarlo kick), 34-7
 WSU - Moore 89 yd kickoff return (Dunning kick), 34-14

STATISTICAL LEADERS

Rushing: OU - Griffin, 30-162
 WSU - Green, 8-45
 Passing: OU - Hybl, 29-19-0-240
 WSU - Gesser, 34-17-2-239
 Receiving: OU - Peoples, 3-80
 WSU - Riley, 9-139
 Tackles: OU - Lehman, 6
 WSU - Coleman, 10

GAME SUMMARY

Oklahoma dominated the Pac 10 champs in the Sooners' first trip to the Rose Bowl. OU's defense logged six sacks and two interceptions to set the tone. Rose Bowl MVP Nate Hybl tossed two TD passes and Quentin Griffin rushed for 144 yards as the OU offense wore down the Cougars. Oklahoma became just the fourth school in college football history to win the four BCS games and the Cotton Bowl.

2004 SUGAR BOWL	
Jan. 4 • New Orleans, La. (79,342)	
LSU	21
OKLAHOMA	14

	LSU	OU
First Downs	13	12
Rushes-Yards	40-159	33-52
Passing Yards	153	102
Passes-Comp-Int	24-14-2	37-13-2
Plays-Yards	64-312	70-154
Fumbles-Lost	1-1	2-0
Penalties-Yards	8-65	11-70
Punts-Average	8-34.0	8-45.9
Time of Possession	31:19	28:41
Third Down Conversions	6-17	4-15
Sacks By-Yards	5-46	5-12

SCORE BY QUARTER

LSU	7	7	7	0	-	21
Oklahoma	0	7	0	7	-	14

SCORING

LSU – Green 24 yd run (Gaudet kick), 0-7
 OU – K. Jones 1 yd run (DiCarlo kick), 7-7
 LSU – Vincent 18 yd run (Gaudet kick), 7-14
 LSU – Spears 20 yd interception return (Gaudet kick), 7-21
 OU – K. Jones 1 yd run (DiCarlo kick), 14-21

STATISTICAL LEADERS

Rushing: LSU – Vincent, 16-117
 OU – K. Jones, 20-59
 Passing: LSU – Mauck, 22-13-2-124-0
 OU – White, 37-13-2-102-0
 Receiving: LSU – Clayton, 4-38
 OU – Clayton, 4-32
 Tackles: LSU – Turner, 9
 OU – Strait, 11

GAME SUMMARY

Riding its defense, LSU won the BCS title, 21-14. Oklahoma entered the game as the nation's top scoring offense, but struggled against the Tigers. The OU defense gave a good account too, surrendering 64 of LSU's 312 total yards on a non-scoring run on the Tigers' first snap. Still, it was the LSU defenders who stole the show. DE Marcus Spears returned an interception 20 yards for a TD on the first series of the second half and seemingly opened the floodgates. But OU stiffened and got its running game untracked. After pulling within seven at 21-14, the Sooners made another push to the LSU 12, but missed on four straight pass attempts, the last one with just 2:46 left. The crowd was the largest ever to see a sporting event in the Louisiana Superdome.

2005 ORANGE BOWL	
Jan. 4 • Miami, Fla. (77,912)	
OKLAHOMA	19
USC	55

	OU	USC
First Downs	19	19
Rushes-Yards	40-151	28-208
Passing Yards	244	332
Passes-Comp-Int	36-24-3	35-18-0
Plays-Yards	76-372	63-525
Fumbles-Lost	3-2	1-0
Penalties-Yards	3-30	9-75
Punts-Average	4-44.5	4-43.5
Time of Possession	35:06	24:54
Third Down Conversions	8-17	6-14
Sacks By-Yards	1-9	2-20

SCORE BY QUARTER

Oklahoma	7	3	0	9	-	19
USC	14	24	10	7	-	55

SCORING

OU – Wilson five yd pass from White (Hartley kick), 7-0
 USC – Byrd 33 yd pass from Leinart (Killeen kick), 7-7
 USC – White 6 yd run (Killeen kick), 7-14
 USC – Jarrett 54 yd pass from Leinart (Killeen kick), 7-21
 USC – Smith 5 yd pass from Leinart (Killeen kick), 7-28
 OU – Hartley 29 yd field goal, 10-28
 USC – Smith 33 yd pass from Leinart (Killeen kick), 10-35
 USC – Killeen 44 yd field goal, 10-38
 USC – Smith 4 yd pass from Leinart (Killeen kick), 10-45
 USC – Killeen 42 yd field goal, 10-48
 USC – White 8 yd run (Killeen kick), 10-55
 OU – Team safety, 12-55
 OU – Wilson 9 yd pass from White (Hartley kick), 19-55

STATISTICAL LEADERS

Rushing: OU – Peterson, 25-82
 USC – White, 15-118
 Passing: OU – White, 36-24-3-244-2
 USC – Leinart, 35-18-0-332-5
 Receiving: OU – Wilson, 7-59
 USC – Smith, 7-113
 Tackles: OU – Pool, 7
 USC – Tatupu, 12

GAME SUMMARY

USC didn't need any help, but Oklahoma obliged anyway. The Trojans played a nearly flawless game, made even more so by five OU turnovers, and cruised to the BCS National Championship, 55-19.

2005 HOLIDAY BOWL	
Dec. 29 • San Diego, Calif. (65,416)	
OREGON	14
OKLAHOMA	17

	OU	OU
First Downs	17	19
Rushes-Yardage	32-84	40-132
Passing Yards	243	229
Passes-Comp-Int	44-25-1	30-17-1
Plays-Yards	76-327	70-361
Fumbles-Lost	1-0	2-1
Penalties-Yards	3-15	10-70
Punts-Average	8-45.1	7-37.9
Time of Possession	31:23	28:37
Third Down Conversions	6-18	6-16
Sacks By-Yards	0-0	3-19

SCORE BY QUARTER

Oregon	7	0	0	7	-	14
Oklahoma	3	0	14	0	-	17

SCORING

OU – Hartley 34 yd field goal, 3-0
 OU – Williams, D. 5 yd run (Martinez, Paul kick), 3-7
 OU – Runnels 17 yd pass from Bomar (Hartley kick), 10-7
 OU – Jones, K. 8 yd run (Hartley kick), 17-7
 OU – Day 3 yd pass from Leaf (Martinez kick), 17-14

STATISTICAL LEADERS

Rushing: OU – Whitehead, 12-43
 OU – Peterson, 24-80
 Passing: OU – Leaf, 14-24-1-236
 OU – Bomar, 17-30-1-229
 Receiving: OU – Finley, 9-67
 OU – Kelly, 7-79
 Tackles: OU – Trucks, 14
 OU – Alexander, 9

GAME SUMMARY

Oklahoma linebacker Clint Ingram made a leaping interception of Oregon quarterback Brady Leaf's pass at the 10-yard line with 33 seconds left to preserve the Sooners' 17-14 upset of the No. 6 Oregon Ducks. Rhet Bomar threw a 17-yard touchdown pass to fullback J.D. Runnels for a 10-7 Oklahoma lead with 9:20 to play in the third quarter. Late in the third, Adrian Peterson's backup, Kejuan Jones, scored on an 8-yard run to make it 17-7. Peterson softened the Ducks with three bruising carries on the drive for 36 yards, including a 20-yard gain when he leveled safety J.D. Nelson.

2007 FIESTA BOWL	
Jan. 1 • Glendale, Ariz. (73,719)	
BOISE STATE	43
OKLAHOMA	42

	BSU	OU
First Downs	16	23
Rushes-Yardage	35-110	38-174
Passing Yards	267	233
Passes-Comp-Int	30-20-1	32-19-3
Plays-Yards	65-377	70-407
Fumbles-Lost	2-2	1-1
Penalties-Yards	8-63	6-35
Punts-Average	8-38.2	5-33.2
Time of Possession	28:21	31:39
Third Down Conversions	4-14	2-10
Sacks By-Yards	2-13	3-16

SCORE BY QUARTER

Boise State	14	7	7	7	8	-	43
Oklahoma	7	3	7	18	7	-	42

SCORING

BSU - James 49 yd pass from Zabransky (Montgomery kick), 0-7
 BSU - Johnson, 2 yd run (Montgomery kick), 0-14
 OU - Johnson 8 yd pass from Thompson (Hartley kick), 7-14
 OU - Hartley, 28 yd field goal, 10-14
 BSU - James 32 yd pass from Zabransky (Montgomery kick), 10-21
 BSU - Tadman 27 yd interception return (Montgomery kick) 10-28
 OU - Peterson 8 yd run (Hartley kick), 17-28
 OU - Hartley 28 yd field goal, 20-28
 OU - Chaney 5 yd pass from Thompson (Iglesias from Thompson), 28-28
 OU - Walker 33 yd interception return (Hartley kick) 25-28
 BSU - Rabb 35 yd pass from Zabransky (Montgomery kick), 35-35
 OU - Peterson 25 yd run (Hartley kick), 42-35
 BSU - Schoumann 5 yd pass from Parretta (Johnson run), 42-43

STATISTICAL LEADERS

Rushing: BSU - Johnson, 23-101
 OU - Peterson, 20-77
 Passing: BSU - Zabransky, 19-29-1-262-3
 OU - Thompson, 19-32-3-233-2
 Receiving: BSU - Schouman, 8-72
 OU - Iglesias, 6-120
 Tackles: BSU - Wilson, 10
 OU - Alexander, 17

GAME SUMMARY

A pair of Boise State trick plays at the end of regulation and overtime ended Oklahoma's comeback and sealed a perfect season for the Broncos.

2008 FIESTA BOWL	
Jan. 1 • Glendale, Ariz. (70,016)	
WEST VIRGINIA	48
OKLAHOMA	28

	WVU	OU
First Downs	17	25
Rushes-Yardage	39-349	43-177
Passing Yards	176	242
Passes-Comp-Int	19-10-0	33-21-1
Plays-Yards	58-525	76-419
Fumbles-Lost	0-0	1-0
Penalties-Yards	8-110	13-113
Punts-Average	4-58.5	4-47.0
Time of Possession	25:43	34:17
Third Down Conversions	4-12	4-16
Sacks By-Yards	3-22	0-0

SCORE BY QUARTER

West Virginia	6	14	14	14	-	48
Oklahoma	0	6	9	13	-	28

SCORING

WVU - McAfee 38 yd field goal, 0-3
 WVU - McAfee 42 yd field goal, 0-6
 OU - Hartley 37 yd field goal, 3-6
 WVU - Schmitt 57 yd run (McAfee kick), 3-13
 OU - Hartley 24 yd field goal, 6-13
 WVU - Reynaud 21 yd pass from White (McAfee kick), 6-20
 OU - Hartley 42 yd field goal, 9-20
 OU - Brown 1 yd run (Conversion failed), 15-20
 WVU - Devine 17 yd run (McAfee kick), 15-27
 WVU - Reynaud 30 yd run (McAfee kick), 15-34
 OU - Chaney 19 yd pass from Bradford (Conversion failed), 21-34
 WVU - Gonzales 79 pass from White (McAfee kick), 21-41
 OU - Iglesias 15 yd pass from Bradford (Hartley kick), 28-41
 WVU - Devine 65 yd run (McAfee kick), 28-48

STATISTICAL LEADERS

Rushing: WVU - White, 20-150
 OU - Patrick, 14-82
 Passing: WVU - White, 10-19-0-176-2
 OU - Bradford, 21-33-1-242-2
 Receiving: WVU - Reynaud, 5-42
 OU - Iglesias, 8-53
 Tackles: WVU - Mundy, 11
 OU - Lofton, 15

GAME SUMMARY

West Virginia quarterback Pat White rushed for 150 yards and running back Noel Devine added 108 more as the No. 9 Mountaineers upset the No. 3-ranked Oklahoma Sooners. West Virginia never trailed despite the passing of OU quarterback Sam Bradford, who hit on 21-of-33 for 242 yards and two touchdowns.

2009 BCS CHAMPIONSHIP	
Jan. 1 • Miami, Fla. (78,468)	
FLORIDA	24
OKLAHOMA	14

	UF	OU
First Downs	24	25
Rushes-Yardage	44-249	29-107
Passing Yards	231	256
Passes-Comp-Int	30-18-2	41-26-2
Plays-Yards	74-480	70-363
Fumbles-Lost	0-0	0-0
Penalties-Yards	8-81	4-31
Punts-Average	3-51.7	3-38.7
Time of Possession	34:57	25:03
Third Down Conversions	12-17	6-13
Sacks By-Yards	2-18	0-0

SCORE BY QUARTER

Florida	0	7	7	10	-	24
Oklahoma	0	7	0	7	-	14

SCORING

UF - Murphy 20 yd pass from Tebow (Phillips kick), 0-7
 OU - Gresham 6 yd pass from Bradford (Stevens kick), 7-7
 UF - Harvin 2 yd run (Phillips kick), 7-14
 OU - Gresham 11 yd pass from Bradford (Stevens kick), 14-14
 UF - Phillips 27 yd field goal, 14-17
 UF - Nelson 4 yd pass from Tebow (Phillips kick), 14-24

STATISTICAL LEADERS

Rushing: UF - Harvin, 9-122
 OU - Brown, 22-110
 Passing: UF - Tebow, 18-30-2-231-2
 OU - Bradford, 26-41-2-256-2
 Receiving: UF - Hernandez, 5-57
 OU - Gresham, 8-62
 Tackles: UF - Haden & Stamper, 10
 OU - Harris, 11

GAME SUMMARY

Playing in their third national title game in six years, the No. 1-ranked Sooners were upset in their opponent's backyard as No. 2 Florida prevailed, 24-14. Tied at the half, Florida outscored OU 17-7 in the second half despite the 110-yard rushing effort by Chris Brown and 256 yards passing from Heisman Trophy winner Sam Bradford. Tight end Jermaine Gresham led all players with eight catches, including two touchdowns. OU was unable to overcome two costly stops inside the 10-yard line and two interceptions that were initially touched by Sooner receivers.

2009 SUN BOWL	
Dec. 31 • El Paso, Texas (53,713)	
OKLAHOMA	31
STANFORD	27

	OU	SU
First Downs	28	13
Rushes-Yards	38-59	39-145
Passing Yards	418	117
Passes-Comp-Int	51-30-1	19-8-2
Plays-Yards	89-477	58-262
Fumbles-Lost	2-1	2-0
Penalties-Yards	9-85	9-77
Punts-Average	5-39.2	6-44.0
Time of Possession	31:16	28:44
Third Down Conversions	10-20	1-12
Sacks By-Yards	1-6	0-0

SCORE BY QUARTER

Oklahoma	10	7	14	0	-	31
Stanford	7	17	0	3	-	27

SCORING

OU - Broyles 30 yd pass from Jones (O'Hara kick), 7-0
 STAN - Marecic 1 yd run (Whitaker kick), 7-7
 OU - O'Hara 28 yd field goal, 10-7
 STAN - Gerhart 19 yd run (Whitaker kick), 10-14
 OU - Broyles 13 yd pass from Jones (O'Hara kick), 17-14
 STAN - Gerhart 0 yd fumble recovery (Whitaker kick), 17-21
 STAN - Whitaker 35 yd field goal, 17-24
 OU - Broyles 6 yd pass from Jones (O'Hara kick), 24-24
 OU - Murray 1 yd run (O'Hara kick), 31-24
 STAN - Whitaker 21 yd field goal, 31-27

STATISTICAL LEADERS

Rushing: OU - Brown 12-46
 STAN - Gerhart 32-135
 Passing: OU - Jones 30-51-1-418-3
 STAN - Pritchard 8-19-2-117-0
 Receiving: OU - Broyles 13-156
 STAN - Whalen 3-65
 Tackles: OU - Reynolds 12
 STAN - Skov 15

GAME SUMMARY

Landry Jones and Ryan Broyles lit up Stanford with record-setting performances as Oklahoma notched a 31-27 win in the 76th Brut Sun Bowl. Broyles set OU single game and Sun Bowl marks with 13 receptions. Those catches went for 156 yards and three touchdowns, the highest TD total ever by a Sooner in bowl play and a Sun Bowl record. Jones also set an OU bowl record with 418 passing yards, the second-highest total in the history of the Sun Bowl.

2011 FIESTA BOWL	
Jan. 1 • Glendale, Ariz. (67,232)	
CONNECTICUT	20
OKLAHOMA	48

	UC	OU
First Downs	19	27
Rushes-Yards	41-112	30-95
Passing Yards	223	429
Passes-Comp-Int	39-19-2	50-34-1
Plays-Yards	80-335	80-524
Fumbles-Lost	1-0	3-1
Penalties-Yards	3-25	1-3
Punts-Average	7-46.9	4-40.8
Time of Possession	31:49	28:11
Third Down Conversions	5-17	7-15
Sacks By-Yards	0-0	3-19

SCORE BY QUARTER

Connecticut	0	10	10	0	-	20
Oklahoma	14	6	14	14	-	48

SCORING

OU - Hanna 8 yd pass from Jones (Stevens kick), 7-0
 OU - Murray 3 yd run (Stevens kick), 14-0
 UC - Gratz 46 yd interception return (Teggart kick), 14-7
 OU - Stevens 41 yd field goal, 17-7
 OU - Stevens 24 yd field goal, 20-7
 UC - Teggart 37 yd field goal, 20-10
 OU - Kenney 59 yd pass from Jones (Stevens kick), 27-10
 OU - Fleming 55 yd interception return (Stevens kick), 34-10
 UC - Frey 95 yd kickoff return (Teggart kick), 34-17
 UC - Teggart 38 yd field goal, 34-20
 OU - Broyles 5 yd pass from Jones (Stevens kick), 41-20
 OU - Jefferson 22 yd interception return (Stevens kick), 48-20

STATISTICAL LEADERS

Rushing: UC - Todman 32-121
 OU - Murray 25-93
 Passing: UC - Frazer 19-39-2-223-0
 OU - Jones 34-49-1-429-3
 Receiving: UC - Moore 4-62
 OU - Broyles 13-170
 Tackles: UC - Lutrus 11
 OU - T. Lewis 10

GAME SUMMARY

Landry Jones and Ryan Broyles had record-setting games, Oklahoma's defense scored two touchdowns while holding UConn's offense without one, and the ninth-ranked Sooners earned a 48-20 victory over Connecticut in the Fiesta Bowl.

2011 INSIGHT BOWL	
Dec. 31 • Tempe, Ariz. (54,247)	
IOWA	14
OKLAHOMA	31

	UI	OU
First Downs	14	31
Rushes-Yardage	37-76	37-114
Passing Yards	216	161
Passes-Comp-Int	45-23-2	25-16-1
Plays-Yards	82-292	62-275
Fumbles-Lost	1-0	0-0
Penalties-Yards	6-36	6-45
Punts-Average	6-44.3	6-50.3
Time of Possession	33:14	26:46
Third Down Conversions	6-17	4-12
Sacks By-Yards	2-18	3-22

SCORE BY QUARTER

Iowa	0	0	0	14	-	14
Oklahoma	7	7	7	10	-	31

SCORING

OU - Bell 4 yd run (Hunnicuttt kick), 7-0
 OU - Bell 4 yd run (Hunnicuttt kick), 14-0
 OU - Ratterree 3 yd pass from Jones (Hunnicuttt kick), 21-0
 UI - Fiedorowicz 5 yd pass from Vandenberg (Meyer kick), 21-7
 UI - Canzeri 9 yd pass from Vandenberg (Meyer kick), 21-14
 OU - Hunnicutt 35 yd field goal, 24-14
 OU - Bell 21 yd run (Hunnicuttt kick), 31-14

STATISTICAL LEADERS

Rushing: Iowa - Canzeri, 22-58
 OU - Bell, 10-51
 Passing: Iowa - Vandenberg, 23-44-1-216
 OU - Jones, 16-25-1-161
 Receiving: Iowa - Canzeri, 6-28
 OU - Jackson, 3-45
 Tackles: Iowa - Nielsen, 8
 OU - Jefferson/Fleming, 7

GAME SUMMARY

Oklahoma won its 10th game of the year for a nation-leading 33rd double-digit-win season as the Sooners grounded out a 31-14 victory over Iowa. Oklahoma led 14-0 at the half behind two rushing touchdowns from backup quarterback Blake Bell. Jamell Fleming earned his second straight defensive MVP in a bowl game with an interception that led to an OU touchdown while Landry Jones moved into a tie for most experienced quarterback in OU history with his 37th career start at the position.

2013 COTTON BOWL	
Jan. 4 • Arlington, Texas (87,025)	
TEXAS A&M	41
OKLAHOMA	13

	TAMU	OU
First Downs	28	27
Rushes-Yardage	31-326	34-123
Passing Yards	307	278
Passes-Comp-Int	35-23-1	49-35-1
Plays-Yards	66-633	83-401
Fumbles-Lost	0-0	0-0
Penalties-Yards	7-60	7-47
Punts-Average	4-34.8	5-49.4
Time of Possession	23:11	36:49
Third Down Conversions	5-11	8-15
Sacks By-Yards	1-7	0-0

SCORE BY QUARTER

Texas A&M	7	7	20	7	-	41
Oklahoma	3	10	0	0	-	13

SCORING

TAMU – Manziel 23 yd run (Bertolet kick), 0-7

OU – Hunnicutt 23 yd field goal, 3-7

OU – Hunnicutt 24 yd field goal, 6-7

TAMU – Manziel 5 yd run (Bertolet kick), 6-14

OU – Brown 6 yd pass from Jones
(Hunnicuttt kick), 13-14

TAMU – Malena 7 yd run (Bertolet kick), 13-21

TAMU – Williams 30 yd run
(Bertolet kick failed), 13-27

TAMU – Swope 33 yd pass from Manziel
(Bertolet kick), 13-34

TAMU – Nwachukwu 34 yd pass from Manziel
(Bertolet kick), 13-41

STATISTICAL LEADERS

Rushing: TAMU – Manziel, 17-229

OU – Clay, 10-44

Passing: TAMU – Manziel, 22-34-1-287-2

OU – Jones, 35-48-1-278-1

Receiving: TAMU – Swope, 8-104

OU – Saunders, 9-63

Tackles: TAMU – Harris, 10

OU – Colvin/J. Harris, 9

GAME SUMMARY

Up by a point on No. 11 Oklahoma at halftime, No. 9 Texas A&M, led by Heisman Trophy winner Johnny Manziel, pulled away in the third quarter to break the Sooners' three-game bowl win streak. OU senior quarterback Landry Jones completed 35 of 48 passes for 278 yards with a touchdown and an interception, finishing his career as a Sooner in the same place it started at Cowboys Stadium.

2014 SUGAR BOWL	
Jan. 2 • New Orleans, La. (70,473)	
OKLAHOMA	45
ALABAMA	31

	OU	UA
First Downs	24	20
Rushes-Yardage	30-81	35-129
Passing Yards	348	387
Passes-Comp-Int	44-32-1	30-19-2
Plays-Yards	74-429	65-516
Fumbles-Lost	1-0	3-3
Penalties-Yards	11-95	6-45
Punts-Average	6-42.3	4-43.5
Time of Possession	30:55	29:05
Third Down Conversions	7-15	6-12
Sacks By-Yards	7-54	1-5

SCORE BY QUARTER

Oklahoma	14	17	0	14	-	45
Alabama	10	7	7	7	-	31

SCORING

ALA – Yeldon 1 yd run (Foster kick), 0-7

OU – Bester 45 yd pass from Knight
(Hunnicuttt kick), 7-7

ALA – Foster 27 yd field goal, 7-10

OU – Saunders 8 yd pass from Knight
(Hunnicuttt kick), 14-10

ALA – White 67 yd pass from McCarron
(Foster kick), 14-17

OU – Hunnicutt 47 yd field goal, 17-17

OU – Saunders 43 yd pass from Knight
(Hunnicuttt kick), 24-17

OU – Shepard 13 yd run (Hunnicuttt kick), 31-17

ALA – Henry 43 yd run (Foster kick), 31-24

OU – Shepard 9 yd pass from Knight
(Hunnicuttt kick), 38-24

ALA – Henry 61 yd pass from McCarron
(Foster kick), 38-31

OU – Grissom 8 yd fumble recovery
(Hunnicuttt kick), 45-31

STATISTICAL LEADERS

Rushing: OU – Clay, 17-44

ALA – Henry, 8-100

Passing: OU – Knight, 32-44-1-348, 4

ALA – McCarron, 19-30-2-387, 2

Receiving: OU – Shepard, 7-63, 1

ALA – Cooper, 9-121

Tackles: OU – Striker, 7

ALA – Jackson, 10

GAME SUMMARY

Trevor Knight threw for 348 yards and four scores while the defense tallied seven sacks and forced four turnovers as the Sooners defeated Alabama 45-31. Knight was named MVP after setting a Sugar Bowl record with 32 completions and his four record-tying touchdown tosses. Sterling Shepard and Brennan Clay led the way with seven catches each and Lacoltan Bester paced OU with 105 receiving yards.

2014 RUSSELL ATHLETIC BOWL	
Dec. 29 • Orlando, Fla. (40,071)	
OKLAHOMA	6
CLEMSON	40

	OU	CU
First Downs	17	22
Rushes-Yardage	31-172	42-68
Passing Yards	103	319
Passes-Comp-Int	37-17-3	37-26-0
Plays-Yards	68-275	79-387
Fumbles-Lost	2-2	1-0
Penalties-Yards	8-80	4-20
Punts-Average	9-49.9	8-41.1
Time of Possession	27:36	32:24
Third Down Conversions	2-12	7-19
Sacks By-Yards	4-25	1-8

SCORE BY QUARTER

Oklahoma	0	0	0	6	-	6
Clemson	17	10	13	0	-	40

SCORING

CU – Scott 65 yd pass from Stoudt (Lakip kick), 0-7

CU – Lakip 34 yd field goal, 0-10

CU – Boulware 47 yd INT return (Lakip kick), 0-17

CU – Lakip 49 yd field goal, 0-20

CU – Williams 26 yd pass from Stoudt
(Lakip kick), 0-27

CU – Stoudt 2 yd run (Lakip kick), 0-34

CU – Hopper 24 yd pass from Stoudt
(Lakip kick), 0-40

OU – Ross 11 yd run (kick blocked), 6-40

STATISTICAL LEADERS

Rushing: OU – Perine, 23-134

CU – Gallman, 19-55

Passing: OU – Knight, 17-37-3-103-0

CU – Stoudt, 26-36-0-319-3

Receiving: OU – Quick, 7-46

CU – Williams, 9-112-1

Tackles: OU – Striker, 12

CU – Wiggins, 7

GAME SUMMARY

Cole Stoudt threw for three touchdowns and ran for another, and 18th-ranked Clemson defeated Oklahoma 40-6 in the Russell Athletic Bowl. Stoudt was 26 for 36 for a season-high 319 yards. He was sacked four times, but Clemson never turned the ball over. Meanwhile, the Tigers, who came in ranked No. 1 in the nation in total defense, held the Sooners' offense to just 275 yards. Oklahoma had five turnovers, including three interceptions. The Sooners' lone score came in the fourth quarter when Alex Ross ran it in from 11 yards out.

2015 ORANGE BOWL	
Dec. 31 • Miami, Fla. (67,615)	
OKLAHOMA	17
CLEMSON	37

	OU	CU
First Downs	24	30
Rushes-Yards	33-67	58-312
Passing Yards	311	218
Passes-Comp-Int	43-26-2	32-17-1
Plays-Yards	76-378	90-530
Fumbles-Lost	0-0	1-0
Penalties-Yards	5-65	5-40
Punts-Average	6-38.8	3-40.3
Time of Possession	24:45	35:15
Third Down Conversions	5-13	9-19
Sacks By-Yards	2-8	5-41

SCORE BY QUARTER

Oklahoma	7	10	0	0	-	17
Clemson	3	13	14	7	-	37

SCORING

OU - Perine 1 yd run (Seibert kick), 7-0
 CU - Huegel 26 yd field goal, 7-3
 CU - Watson 5 yd run (Huegel kick), 7-10
 CU - Huegel 36 yd field goal, 7-13
 OU - Seibert 22 yd field goal, 10-13
 CU - Huegel 43 yd field goal, 10-16
 OU - Andrews 11 yd pass from Mayfield (Seibert kick), 17-16
 CU - Gallman 1 yd run (Huegel kick), 17-23
 CU - Renfrow 35 yd pass from Watson (Huegel kick), 17-30
 CU - Gallman 4 yd run (Huegel kick), 17-37

STATISTICAL LEADERS

Rushing: OU - Perine, 15-58
 CU - Gallman, 26-150
 Passing: OU - Mayfield, 26-41-2-311-1
 CU - Watson, 16-31-1-187-1
 Receiving: OU - Shepard, 7-87
 CU - Scott, 5-63
 Tackles: OU - Alexander, 12
 CU - Green, 10

GAME SUMMARY

Making their first ever College Football Playoff appearance, the Sooners took a 17-16 halftime lead over undefeated and No. 1-ranked Clemson. Oklahoma got a one-yard score from Samaje Perine and an 11-yard pass from Baker Mayfield to Mark Andrews in the first half, but Clemson's defense kept OU off the scoreboard for the remainder of the contest. Mayfield set an OU Orange Bowl record with 311 passing yards, and Sterling Shepard paced the team with 87 receiving yards to tie his father's school record in the event. Dominique Alexander led the Sooners with eight tackles.

2017 SUGAR BOWL	
Jan. 2 • New Orleans, La. (54,077)	
AUBURN	19
OKLAHOMA	35

	AU	OU
First Downs	22	28
Rushes-Yards	46-185	43-228
Passing Yards	154	296
Passes-Comp-Int	27-13-1	28-19-0
Plays-Yards	73-339	71-524
Fumbles-Lost	0-0	2-0
Penalties-Yards	6-63	10-100
Punts-Average	5-49.2	3-45.7
Time of Possession	26:42	33:18
Third Down Conversions	5-15	5-10
Sacks By-Yards	0-0	0-0

SCORE BY QUARTER

Auburn	7	6	0	6	-	19
Oklahoma	0	14	14	7	-	35

SCORING

AU - Cox 3 yd run (Carlson kick), 0-7
 OU - Andrews 13 yd pass from Mayfield (Seibert kick), 7-7
 AU - Carlson 49 yd field goal, 7-10
 OU - Mixon 3 yd run (Seibert kick), 14-10
 AU - Carlson 39 yd field goal, 14-13
 OU - Westbrook 7 yd pass from Mayfield (Seibert kick), 21-13
 OU - Mixon 4 yd run (Seibert kick), 28-13
 OU - Perine 2 yd run (Seibert kick), 35-13
 AU - Harris 1 yd pass from Johnson (no kick), 35-19

STATISTICAL LEADERS

Rushing: AU - Pettway, 24-101
 OU - Mixon, 19-91
 Passing: AU - J. Johnson, 9-5-1-93-0
 OU - Mayfield, 28-19-0-296-2
 Receiving: AU - Slayton, 1-56
 OU - Mixon, 5-89
 Tackles: AU - Roberts/Davis, 8
 OU - Kelly, 12

GAME SUMMARY

Oklahoma registered its 10th straight win and gave Bob Stoops his second Sugar Bowl triumph in his final game as head coach. Samaje Perine rushed for 88 yards, pushing him past Billy Sims and into first on OU's career rushing yards list (4,122), while Baker Mayfield threw for 296 yards and a pair of TDs. Joe Mixon led the Sooners with 91 rushing yards and two scores and logged five catches for a game-high 89 yards. Oklahoma held Auburn to 339 total yards. Freshman Caleb Kelly made a career-high 12 tackles and Jordan Thomas recorded the game's only interception midway through the fourth quarter to end Auburn's hopes of a comeback. OU outscored the Tigers 21-0 in the second half until Auburn found the end zone on the game's final play.

2018 ROSE BOWL	
Jan. 1 • Pasadena, Calif. (92,844)	
GEORGIA	54
OKLAHOMA	48

	UG	OU
First Downs	21	24
Rushes-Yards	34-317	45-242
Passing Yards	210	289
Passes-Comp-Int	29-20-0	36-24-1
Plays-Yards	63-527	81-531
Fumbles-Lost	1-1	2-0
Penalties-Yards	6-39	1-5
Punts-Average	6-48.0	7-41.1
Time of Possession	27:02	32:58
Third Down Conversions	3-11	7-18
Sacks By-Yards	5-43	2-18

SCORE BY QUARTER

Georgia	7	10	14	14	3	6	-	54
Oklahoma	14	17	0	14	3	0	-	48

SCORING

OU - Brown 13 yd pass from Mayfield (Seibert kick), 7-0
 UG - Michel 13 yd pass from Fromm (Blankenship kick), 7-7
 OU - Anderson 9 yd run (Seibert kick), 14-7
 OU - Anderson 41 yd run (Seibert kick), 21-7
 UG - Michel 75 yd run (Blankenship kick), 21-14
 OU - Seibert 38 yd field goal, 24-14
 OU - Mayfield 2 yd pass from Lamb (Seibert kick), 31-14
 UG - Blankenship 55 yd FG, 31-17
 UG - Chub 50 yd run (Blankenship kick), 31-24
 UG - Michel 38 yd run (Blankenship kick), 31-31
 UG - Wims 4 yd pass from Fromm (Blankenship kick), 31-38
 OU - Flowers 11 yd pass from Mayfield (Seibert kick), 38-38
 OU - Parker 46 yd fumble recovery (Seibert kick), 45-38
 UG - Chub 2 yd run (Blankenship kick), 45-45
 UG - Blankenship 38 yd FG, 48-45
 OU - Seibert 33 yd field goal, 48-48
 UG - Michel 27 yd run, 54-48

STATISTICAL LEADERS

Rushing: UG - Michel, 11-181
 OU - Anderson, 26-201
 Passing: UG - Fromm, 29-20-0-210-2
 OU - Mayfield, 35-23-1-287-2
 Receiving: UG - Wims, 6-73
 OU - Brown, 8-114
 Tackles: UG - R. Smith, 11
 OU - Murray, 9

GAME SUMMARY

Quarterback Baker Mayfield caught a touchdown pass to give OU a 31-14 lead with six seconds left in the first half of the CFP semifinals, but Georgia rattled off 24 straight points behind a potent ground attack. Steven Parker's scoop and score gave the Sooners a 45-38 lead before UGA forced overtime. The Bulldogs blocked a field goal on OU's second OT possession, opening the door for their game-winning touchdown.

2018 ORANGE BOWL		
Dec. 29 • Miami, Fla. (66,203)		
OKLAHOMA	34	
ALABAMA	45	

	OU	UA
First Downs	26	28
Rushes-Yards	32-163	42-200
Passing Yards	308	328
Passes-Comp-Int	37-19-0	28-25-0
Plays-Yards	69-471	70-528
Fumbles-Lost	0-0	0-0
Penalties-Yards	7-55	9-86
Punts-Average	2-37.5	2-28.0
Time of Possession	23:52	36:08
Third Down Conversions	6-13	7-10
Sacks By-Yards	0-0	3-19

SCORE BY QUARTER

Oklahoma	0	10	10	14	-	34
Alabama	21	10	0	14	-	45

SCORING

UA - Harris 1 yd run (Bulovas kick), 7-0
 UA - Ruggs III 10 yd pass from Tagovailoa (Bulovas kick), 14-0
 UA - Harris 1 yd run (Bulovas kick), 21-0
 UA - Jacobs 27 yd pass from Tagovailoa (Bulovas kick), 28-0
 OU - Sermon 2 yd run (Seibert kick), 28-7
 OU - Seibert 26 yd field goal, 28-10
 UA - Bulovas 38 yd field goal, 31-10
 OU - Seibert 26 yd field goal, 31-13
 OU - Rambo 49 yd pass from Murray (Seibert kick), 31-20
 UA - Smith 10 yd pass from Tagovailoa (Bulovas kick), 38-20
 OU - Lamb 10 yd pass from Murray (Seibert kick), 38-27
 UA - Judy 13 yd pass from Tagovailoa (Bulovas kick), 45-27
 OU - Murray 8 yd run (Seibert kick), 45-34

STATISTICAL LEADERS

Rushing: OU - Murray, 17-109
 UA - Jacobs, 15-98
 Passing: OU - Murray, 37-19-0-308-2
 UA - Tagovailoa, 27-24-0-318-4
 Receiving: OU - Lamb, 8-109-1
 UA - Smith, 6-104-1
 Tackles: OU - Murray, 15
 UA - Moses, 6

GAME SUMMARY

Fourth-seeded Oklahoma made its third College Football Playoff appearance in four years and outscored No. 1 Alabama 34-17 over the final 43 minutes in Miami. But the Sooners' 28-0 deficit to start the game proved too much to overcome. Tyler Murray threw for 308 yards and two touchdowns while rushing for the most yards (109) by a quarterback against a Nick Saban-coached Alabama team. CeeDee Lamb caught eight passes for 109 yards and a TD while Charleston Rambo posted career highs of three catches and 74 receiving yards, including a 49-yard TD. OU's 34 points, 471 total yards, 308 passing yards, 26 first downs and 6.8 yards per play were Alabama opponent season highs.

2019 PEACH BOWL		
Dec. 28 • Atlanta, Ga. (78,347)		
OKLAHOMA	28	
LSU	63	

	OU	LSU
First Downs	16	31
Rushes-Yards	28-97	32-160
Passing Yards	225	532
Passes-Comp-Int	34-16-1	42-32-0
Plays-Yards	62-322	74-692
Fumbles-Lost	0-0	2-0
Penalties-Yards	8-62	4-49
Punts-Average	5-43.8	1-34
Time of Possession	27:02	32:58
Third Down Conversions	5-13	6-11
Sacks By-Yards	1-5	2-12

SCORE BY QUARTER

Oklahoma	7	7	7	7	-	28
LSU	21	28	7	7	-	63

SCORING

LSU - Jefferson 19 yd pass from Burrow (York kick), 7-0
 OU - Brooks 3 yd run (Brkic kick), 7-7
 LSU - Marshall 8 yd pass from Burrow (York kick), 14-7
 LSU - Jefferson 35 yd pass from Burrow (York kick), 21-7
 LSU - Jefferson 42 yd pass from Burrow (York kick), 28-7
 LSU - Jefferson 30 yd pass from Burrow (York kick), 35-7
 OU - Hurts 2 yd run (Brkic kick), 35-14
 LSU - Moss 62 yd pass from Burrow (York kick), 42-14
 LSU - Marshall 2 yd pass from Burrow (York kick), 49-14
 LSU - Burrow 3 yd run (York kick), 56-14
 OU - Hurts 12 yd run (Brkic kick), 56-21
 OU - Pledger 1 yd run (Brkic kick), 56-28
 LSU - Emory Jr. 6 yd run (York kick), 63-28

STATISTICAL LEADERS

Rushing: OU - Hurts, 14-43
 LSU - Curry, 16-89
 Passing: OU - Hurts, 31-15-1-217-0
 LSU - Burrow, 39-29-0-493-7
 Receiving: OU - Lamb, 4-119-0
 LSU - Just. Jefferson, 14-227-4
 Tackles: OU - Broiles, 11
 LSU - Phillips/Queen, 8

GAME SUMMARY

Appearing in its third consecutive College Football Playoff semifinal and fourth in five years, No. 4-ranked Oklahoma fell 63-28 to Heisman Trophy winner Joe Burrow and No. 1-ranked LSU. The Tigers went on to win the national title. Jalen Hurts rushed for a pair of touchdowns to tie the OU single-season quarterback record with 20 rushing TDs and his 43 rushing yards helped him set the single-season rushing record by a Sooner quarterback, bringing his total to 1,298. CeeDee Lamb caught four passes for 119 yards and moved into third place on OU's all-time receiving yards list with 3,292. Lamb's 51-yard first-quarter reception gave him a school-record 24 career catches of at least 40 yards.

2020 COTTON BOWL		
Dec. 30 • Arlington, Texas (17,323)		
FLORIDA	20	
OKLAHOMA	55	

	UF	OU
First Downs	28	25
Rushes-Yards	39-262	40-445
Passing Yards	271	249
Passes-Comp-Int	45-25-3	25-15-0
Plays-Yards	84-521	65-684
Fumbles-Lost	0-0	3-2
Penalties-Yards	8-61	4-40
Punts-Average	4-49.2	2-42.0
Time of Possession	33:20	26:40
Third Down Conversions	4-13	4-9
Sacks By-Yards	2-6	1-3

SCORE BY QUARTER

Florida	3	10	0	7	-	20
Oklahoma	17	14	10	14	-	55

SCORING

OU - Mims 27 yd pass from Rattler (Brkic kick), 7-0
 OU - Norwood 45 yd INT return (Brkic kick), 14-0
 OU - Brkic 43 yd field goal, 17-0
 UF - McPherson 21 yd field goal, 17-3
 UF - Jones 1 yd run (McPherson kick), 17-10
 UF - McPherson 35 yd field goal, 17-13
 OU - Wease 36 yd pass from Rattler (Brkic kick), 24-13
 OU - Rattler 1 yd run (Brkic kick), 31-13
 OU - Brkic 20 yd field goal, 34-13
 OU - Stevenson 15 yd run (Brkic kick), 41-13
 OU - Rambo 20 yd pass from Rattler (Brkic kick), 48-13
 OU - Major 46 yd run (Johnson kick), 55-13
 UF - Pouncey 27 yd pass from Richardson (Howard kick), 55-20

STATISTICAL LEADERS

Rushing: OU - Stevenson, 18-186
 UF - Pierce, 11-60
 Passing: OU - Rattler, 23-14-0-247
 UF - Trask, 28-16-3-158
 Receiving: OU - McGowan, 3-70
 UF - Wells, 6-43
 Tackles: OU - Fields, 8
 UF - Burney, 7

GAME SUMMARY

Oklahoma set bowl game program records for points and total yards, tied its record for bowl game margin of victory and set a Cotton Bowl standard for yards per rush in a 55-20 win over No. 10 Florida. The Sooners compiled 684 yards of total offense and their 10.9 yards per carry represented the second-highest figure in any game in school history. They gained 409 total yards (307 rushing) in the second half alone. Rhamondre Stevenson (186) and Marcus Major (110) each ran for over 100 yards and Spencer Rattler completed 14 of 23 passes for 247 yards and three touchdowns and ran for a score. OU intercepted Heisman Trophy finalist Kyle Trask three times in the first quarter.

OU BOWL RECORDS

OU'S RECORD IN THE BOWLS

BCS Championship	0-1-0
Bluebonnet Bowl	0-1-1
Citrus Bowl	0-1-0
Cotton Bowl	3-1-0
Fiesta Bowl	2-3-0
Gator Bowl	2-1-0
Holiday Bowl	1-0-0
Independence Bowl	0-1-0
Insight/Copper Bowl	1-1-0
Orange Bowl	12-8-0
Peach Bowl	0-1
Rose Bowl	1-1-0
Russell Athletic Bowl	0-1-0
Sugar Bowl	6-2-0
Sun Bowl	3-0-0
Overall Record	30-23-1

TEAM BOWL RECORDS

Total Yards

- 684 yards.....2020 Cotton (vs. Florida)
- 618 yards..... 1991 Gator Bowl (vs. Virginia)
- 531 yards..... 2018 Rose Bowl (vs. Georgia)
- 524 yards.....2017 Sugar (vs. Auburn)
.....2011 Fiesta Bowl (vs. Connecticut)

Net Rushing Yards

- 439 yards..... 1972 Sugar Bowl (vs. Auburn)
- 435 yards.....2020 Cotton (vs. Florida)
- 417 yards.....1983 Fiesta Bowl (vs. Arizona State)
- 415 yards..... 1976 Fiesta Bowl (vs. Wyoming)
- 411 yards.....1980 Orange Bowl (vs. Florida State)

Net Passing Yards

- 429 yards.....2011 Fiesta Bowl (vs. Connecticut)
- 418 yards.....2009 Sun Bowl (vs. Stanford)
- 390 yards... 1999 Independence Bowl (vs. Ole Miss)
- 357 yards..... 1991 Gator Bowl (vs. Virginia)
- 348 yards..... 2014 Sugar Bowl (vs. Alabama)

Fewest Total Yards Allowed

- 50 yards.....2002 Cotton Bowl (vs. Arkansas)
- 159 yards..... 1950 Sugar Bowl (vs. LSU)
- 182 yards....1980 Orange Bowl (vs. Florida State)
- 189 yards..... 1951 Sugar Bowl (vs. Kentucky)
- 196 yards..... 1973 Sugar Bowl (vs. Penn State)

Fewest Rushing Yards Allowed

- 4 yards....2002 Rose Bowl (vs. Washington State)
- 27 yards.....2001 Orange Bowl (vs. Florida State)
- 38 yards.....2002 Cotton Bowl (vs. Arkansas)
38 yards..... 1950 Sugar Bowl (vs. LSU)
- 40 yards..... 1972 Sugar Bowl (vs. Auburn)

Fewest Net Passing Yards Allowed

- 13 yards.....2002 Cotton Bowl (vs. Arkansas)
- 33 yards.....1976 Orange Bowl (vs. Michigan)
- 36 yards..... 1954 Orange Bowl (vs. Maryland)
- 46 yards..... 1956 Orange Bowl (vs. Maryland)
- 51 yards.....1980 Orange Bowl (vs. Florida State)
51 yards.....1976 Fiesta Bowl (Wyoming)

Most Points Scored

- 55 points.....2020 Cotton (vs. Florida)
- 48 points..... 2018 Rose Bowl (vs. Georgia)
48 points.....2011 Fiesta Bowl (vs. Connecticut)
48 points..... 1991 Gator Bowl (vs. Virginia)
48 points.....1958 Orange Bowl (vs. Duke)

Fewest Points Allowed

- 0 points.....1973 Sugar Bowl (vs. Penn St.)
0 points..... 1954 Orange Bowl (vs. Maryland)
0 points..... 1950 Sugar Bowl (vs. LSU)
- 2 points.....2001 Orange Bowl (vs. Florida State)
- 3 points.....2002 Cotton Bowl (vs. Arkansas)

INDIVIDUAL BOWL RECORDS

Rushing Yardage

- Marcus Dupree 1983 Fiesta Bowl239 yards
- Rodney Anderson .2018 Rose Bowl201 yards
- Rhamondre Stevenson .2021 Cotton Bowl...186 yards
- Fred Sims..... 1981 Sun Bowl181 yards
- Leon Heath..... 1950 Sugar Bowl170 yards

Rushing Touchdowns

- Blake Bell2011 Insight Bowl3
Mike Gaddis..... 1991 Gator Bowl3
Jack Mildren..... 1972 Sugar Bowl3
Eddy Davis.....1946 Gator Bowl3
- Several tied with 2
Last: Jalen Hurts (2019 Peach Bowl)

Total Carries

- Steve Owens..... 1968 Astro-Bluebonnet Bowl...36
- Quentin Griffin.....2003 Rose Bowl30
Jack Mildren..... 1971 Sugar Bowl30
- Jim Grisham 1963 Orange Bowl28
- Rodney Anderson....2018 Rose Bowl.....26 carries

Passing Yardage

- Landry Jones 2011 Fiesta Bowl429
- Landry Jones2009 Sun Bowl418
- Josh Heupel..... 1999 Independence Bowl .390
- Trevor Knight2014 Sugar Bowl348
- Cale Gundy..... 1991 Gator Bowl329

Pass Completions

- Josh Heupel..... 1999 Independence Bowl ...39
- Landry Jones2013 Cotton Bowl.....35
- Landry Jones2011 Fiesta Bowl34
- Trevor Knight2014 Sugar Bowl32
- Landry Jones2009 Sun Bowl30

Pass Attempts

- Josh Heupel..... 1999 Independence Bowl ...53
- Landry Jones2009 Sun Bowl51
- Landry Jones2011 Fiesta Bowl49
- Landry Jones2013 Cotton Bowl.....48
- Trevor Knight2014 Sugar Bowl44

Touchdown Passes

- Trevor Knight2014 Sugar Bowl4
- Landry Jones2011 Fiesta Bowl3
Landry Jones.....2009 Sun Bowl3
Josh Heupel..... 1999 Independence Bowl3
Cale Gundy..... 1993 John Hancock Bowl3

Reception Leaders

- Ryan Broyles.....2011 Fiesta Bowl13
Ryan Broyles.....2009 Sun Bowl13
- Jarrail Jackson..... 1999 Independence Bowl ...10
- Quentin Griffin.....2002 Cotton Bowl.....9
Jalen Saunders.....2013 Cotton Bowl.....9

Reception Yardage

- Ryan Broyles.....2011 Fiesta Bowl.....170
- Ben Hart..... 1965 Gator Bowl165
- Ryan Broyles.....2009 Sun Bowl.....156
- Cameron Kenney... 2011 Fiesta Bowl..... 154
- Johnny Barr 1968 Astro-Bluebonnet Bowl.. 138

Touchdown Receptions

- Ryan Broyles.....2009 Sun Bowl.....3
- Jalen Saunders2014 Sugar Bowl.....2
Jermaine Gresham..2009 BCS Championship.....2
Travis Wilson.....2005 Orange Bowl.....2
Rickey Brady..... 1993 John Hancock Bowl2
Joey Mickey..... 1991 Gator Bowl2
Johnny Barr 1968 Astro-Bluebonnet.....2

CAREER BOWL LEADERS

Rushing Yardage

- Leon Heath.....1948-50349
- Quentin Griffin.....1999-02326
Lydell Carr1984-87326
- Billy Sims.....1975-79305
- Samaje Perine2014-16278
Greg Pruitt.....1970-72278

Rushing Touchdowns

- Blake Bell2011-143
Kejuan Jones2002-053
Jerald Moore 1993-943
Mike Gaddis.....1988-913
Stanley Wilson 1979-823
Billy Sims.....1975-793
Greg Pruitt.....1970-723
Jack Mildren.....1969-713

Total Carries

- Quentin Griffin.....1999-0272
- Adrian Peterson.....2004-0768
- Leon Crosswhite 1970-7259
- Samaje Perine2014-1655
Billy Sims.....1975-7955

Passing Yardage

- Landry Jones2009-121,286
- Baker Mayfield.....2015-17894
- Josh Heupel.....1999-00604
- Cale Gundy.....1990-93544
- Sam Bradford2008-09498

Pass Completions

- Landry Jones2009-12115
- Baker Mayfield.....2015-1768
- Josh Heupel.....1999-0064
- Trevor Knight2013-1449
- Sam Bradford2008-0947

Pass Attempts

1. Landry Jones.....2009-12.....173
2. Baker Mayfield.....2015-17.....104
3. Josh Heupel.....1999-00.....92
4. Trevor Knight.....2013-14.....81
5. Sam Bradford.....2008-09.....74

Completion Percentage (min. 10 attempts)

1. Cale Gundy.....1990-93......702
2. Josh Heupel.....1999-00......696
3. Landry Jones.....2009-12......665
4. Baker Mayfield.....2015-17......654
5. Sam Bradford.....2008-09......635

Touchdown Passes

1. Landry Jones.....2009-12.....8
2. Baker Mayfield.....2015-17.....5
Cale Gundy.....1990-93.....5
3. Trevor Knight.....2013-14.....4
Sam Bradford.....2008-09.....4
5. Spencer Rattler.....2019-20.....3
Josh Heupel.....1999-00.....3

Receptions

1. Ryan Broyles.....2009-11.....30
2. Quentin Griffin.....1999-02.....25
3. Juaquin Iglesias.....2005-09.....24
4. Sterling Shepard.....2012-15.....19
5. CeeDee Lamb.....2017-19.....18
Kenny Stills.....2010-12.....18

Reception Yards

1. Ryan Broyles.....2009-11.....352
2. Juaquin Iglesias.....2005-09.....316
3. Sterling Shepard.....2012-15.....206
4. Quentin Chaney.....2006-09.....203
Corey Warren.....1990-93.....203

Touchdown Receptions

1. Ryan Broyles.....2009-11.....4
2. Mark Andrews.....2015-17.....2
Jalen Saunders.....2012-13.....2
Jermaine Gresham.....2006-09.....2
Quentin Chaney.....2006-09.....2
Travis Wilson.....2002-05.....2
Rickey Brady.....1990-93.....2
Joey Mickey.....1989-92.....2
Johnny Barr.....1968-69.....2

OPPONENT INDIVIDUAL BOWL RECORDS**Most Points**

24, Justin Jefferson, LSU, 2019 Peach Bowl
24, Fred Biletnikoff, Florida State, 1965 Gator Bowl

Most Yards Rushing

229, Johnny Manziel, Texas A&M, 2013 Cotton Bowl

Longest Run

80, Deuce McAlister, Ole Miss, 1999 Independence Bowl

Highest Rushing Average (min. 5 attempts)

16.5, Sony Michel, Georgia, 2018 Rose Bowl

Most Total Offense

525 (493 Passing, 22 Rushing), Joe Burrow, LSU, 2019 Peach Bowl

Most Passes Completed

31, John Walsh, BYU, 1994 Copper Bowl

Most Passing Yards

493, Joe Burrow, LSU, 2019 Peach Bowl

Most Yards Receiving

227, Justin Jefferson, LSU, 2019 Peach Bowl

Longest Pass

79, Patrick White to Tito Gonzales, West Virginia, 2008 Fiesta Bowl

Longest Interception Return

69, Howard Ehler, Florida State, 1965 Gator Bowl

Longest Punt

70, Rohn Stark, Florida State, 1980 Orange Bowl

Longest Punt Return

51, Vaughn Rivers, West Virginia, 2008 Fiesta Bowl

Most Kickoff Return Yards

137, Nick Williams, Connecticut, 2011 Fiesta Bowl

OPPONENT TEAM BOWL RECORDS**Most Points**

63, LSU, 2019 Peach Bowl

Most Rushing Yards

349, West Virginia, 2008 Fiesta Bowl

Most Passing Yards

532, LSU, 2019 Peach Bowl

Fewest Points Allowed

0, Tennessee, 1939 Orange Bowl; Alabama, 1963 Orange Bowl

Most Pass Interceptions

3, Clemson, 2014 Russell Athletic Bowl; Boise State, 2007 Fiesta Bowl; Florida State, 1980 Orange Bowl; SMU, 1968 Astro-Bluebonnet Bowl



**BOB
STOOPS**

INTERIM HEAD COACH

2021 NFF COLLEGE FOOTBALL
HALL OF FAME INDUCTEE

**BRENT
VENABLES**

HEAD COACH
OKLAHOMA FOOTBALL



BOOMERSOONER