

OU x FS 212°

OKLAHOMA

VS FLORIDA STATE

DEC. 29, 2022 • ORLANDO, FLA.



MEDIA GUIDE



OKLAHOMA FOOTBALL

7 NATIONAL CHAMPIONSHIPS ♦ 31 BOWL CHAMPIONSHIPS ♦ 50 CONFERENCE CHAMPIONSHIPS ♦ 14 BIG 12 CHAMPIONSHIPS ♦ 41 10-WIN SEASONS
167 FIRST-TEAM ALL-AMERICANS ♦ 509 FIRST-TEAM ALL-CONFERENCE SELECTIONS ♦ 7 HEISMAN TROPHY WINNERS ♦ 92 NATIONAL AWARD WINNERS

SERIES HISTORY

Overall OU leads 6-1
In Bowls OU leads 3-1
Streak OU, 6
Last Meeting OU 23-13 (9/17/11 in Tallahassee)

TELEVISION: ESPN

Play-by-Play Bob Wischusen
Analyst Dan Orlovsky
Sideline Reporter Kris Budden

RADIO: SOONER SPORTS NETWORK

FLAGSHIPS KOMA 1520 AM & KRXO 107.7 FM
FREE ONLINE: The Varsity Network
SIRIUSXM: 84
SXM APP: 84

Play-by-Play Toby Rowland
Analyst Teddy Lehman
Sideline Analyst Gabe Ikard
Sideline Reporter Chris Plank

OU SPANISH RADIO

ÉXITOS 96.5 FM (OKC); 101.5 FM EL PATRÓN (Tulsa)
FREE ONLINE: Tuneln.com

Play-by-Play Enrique Vasquez
Analyst Luis Rendón

NATIONAL RADIO: ESPN

Play-by-Play Mike Morgan
Analyst Rene Ingoglia
Sideline Reporter Quint Kessenich

SOCIAL MEDIA: #SOONERS

Twitter/Instagram @OU_Football
Facebook Oklahoma Football



CHEEZ-IT BOWL

OKLAHOMA (6-6, 3-6) VS. 13 FLORIDA STATE (9-3, 5-3)

Thursday, Dec. 29, 2022 ■ 4:30 p.m. CT ■ Orlando, Fla. ■ Camping World Stadium (65,000) ■ ESPN



SOONERS

Head Coach: Brent Venables
Record at OU: 6-6 (1st Year)
Career Record: Same
Last: Lost 51-48 (OT) at Texas Tech



SEMINOLES

Head Coach: Mike Norvell
Record at FSU: 17-16 (3rd Year)
Career Record: 55-31 (7th Year)
Last: Won 45-38 vs. Florida

OPENING KICK

► Oklahoma (6-6, 3-6 Big 12) takes on No. 13/13 Florida State (10-3, 5-3 ACC) in the Cheez-It Bowl on Thursday, Dec. 29 at 4:30 p.m. CT at Camping World Stadium in Orlando, Fla. The game will be televised by ESPN with **Bob Wischusen**, **Dan Orlovsky** and **Kris Budden** announcing.

► This marks Oklahoma's 56th bowl appearance, fourth most nationally. Thirty-nine of those 56 have come in bowls that comprise the current New Year's Six (Orange [20], Sugar [8], Fiesta [5], Cotton [3], Rose [2] and Peach [1]). The 39 does not include OU's BCS Championship Game appearance against Florida on Jan. 9, 2009.

► OU is making its 24th consecutive bowl appearance, by far the longest streak in school history (the previous record was eight from the 1975-82 seasons under **Barry Switzer**). Beginning in **Bob Stoops'** 1999 debut season as head coach, it is the second-longest active streak in the nation (Georgia; 26) and the longest ever by a current Big 12 program.

► The Sooners own a 31-23-1 (.573) bowl record. Their 31 bowl wins are tied for the fourth most nationally.

► This marks just the second time since 2014 (other was last season) that Oklahoma did not qualify for a New Year's Six bowl. OU played in the 2015 Orange, 2016 Sugar, 2017 Rose, 2018 Orange, 2019 Peach and 2020 Cotton bowls, and was a College Football Playoff participant in 2015, 2017, 2018 and 2019.


► A victory over Florida State would result in a winning season for the Sooners. OU is the only Power Five program that hasn't had a losing season in the 2000s (last one was in 1998).

► The Sooners dominated their last two bowl games, beating No. 10 Florida 55-20 two years ago in the Cotton Bowl and No. 15 Oregon 47-32 last year in the Alamo Bowl. Against the Gators, Oklahoma set bowl game program records for points and total yards (684) and averaged a Cotton Bowl-record 10.9 yards per carry. It also registered three first-quarter interceptions. Versus the Ducks, **Bob Stoops** returned to the sideline in a one-game interim head coaching role and watched his team take a 30-3 halftime lead before notching the 15-point victory. OU's 564 total yards were its third most in a bowl.

► Oklahoma owns a 41-9-1 (.814) record against programs that are current members of the Atlantic Coast Conference. That includes an 8-5 bowl game record.

KEY STORYLINES

► Oklahoma will be without the services of four starters in the Cheez-It Bowl due to opt-outs. They are senior running back **Eric Gray**, junior left tackle **Anton Harrison**, senior right tackle **Wanya Morris** and redshirt junior defensive lineman **Jalen Redmond**. Harrison and Gray were first- and second-team All-Big 12 selections by league head coaches, respectively, while Morris earned second-team AP all-league honors.



Brent Venables will make his bowl debut as a head coach in the Cheez-It Bowl. As a Kansas State, Oklahoma and Clemson assistant coach, his teams posted a 17-12 bowl record (includes all CFP games).

2022 RESULTS



UTEP
Sept. 3
2:30 p.m. CT
W, 45-13



KENT STATE
Sept. 10
6 p.m. CT
W, 33-3



@NEBRASKA
Sept. 17
11 a.m. CT
W, 49-14



KANSAS STATE
Sept. 24
7 p.m. CT
L, 41-34



@TCU
Oct. 1
11 a.m. CT
L, 55-24



vs. TEXAS
Oct. 8
11 a.m. CT
L, 49-0



KANSAS
Oct. 15
11 a.m. CT
W, 52-42



@IOWA STATE
Oct. 29
11 a.m. CT
W, 27-13



BAYLOR
Nov. 5
2 p.m. CT
L, 38-35



@W. VIRGINIA
Nov. 12
11 a.m. CT
L, 23-20



OKLA. STATE
Nov. 19
6:30 p.m. CT
W, 28-13



@TEXAS TECH
Nov. 26
6:30 p.m. CT
L, 51-48 (OT)

OU ATHLETICS COMMUNICATIONS FOOTBALL CONTACTS



MIKE HOUCK

Associate AD/Communications
Office: (405) 325-8227
Cell: (405) 249-5892
Email: mhouck@ou.edu



ERIC HOLLIER

Director
Office: (405) 325-6449
Cell: (405) 570-9228
Email: ehollier@ou.edu



PATRICK DUNN

Assistant Director
Office: (405) 325-4274
Cell: 405-388-1353
Email: patrickjdunn@ou.edu

HEAD COACH BRENT VENABLES

Alma Mater: Kansas State, 1992
Career Record: 6-6 (.500)
Record at OU: Same
Regular Season Big 12 Record: 3-6 (.333)

ASSISTANT COACHES

LOCATION

Jeff Leiby (Offensive Coordinator/Quarterbacks) PB
Ted Roof (Defensive Coordinator/Linebackers) PB
Todd Bates (Assoc. HC/Co-Def. Coord./Run Def./Def. Tackles) SL
Bill Bedenbaugh (Offensive Line) SL
Miguel Chavis (Defensive Ends) SL
Joe Jon Finley (Tight Ends) SL
Brandon Hall (Safeties) SL
DeMarco Murray (Running Backs) SL
Jay Valai (Co-Def. Coord./Pass Defense/Cornerbacks) SL
L'Damian Washington (Wide Receivers [interim]) SL

TEAM HISTORY

First Year: 1895 (this is 128th season)
All-Time Record: 934-337-53 (.725)
All-Time Conference Record: 524-164-22 (.754)
All-Time Big 12 Record: 169-58 (.744)
All-Time Bowl Record: 31-23-1 (.573)
National Championships (AP): 7
Years: 1950, '55, '56, '74, '75, '85, 2000
Conference Championships: 50
Big 12 Championships: 14
2000, '02, '04, '06-08, '10, '12, '15-20
Undefeated Seasons: 14
10-Plus-Win Seasons: 41 (second most in nation)

STADIUM INFORMATION

Name: Gaylord Family – Oklahoma Memorial Stadium
Field Name: Owen Field
Capacity: 80,126
Surface: Natural Grass
First Year: 1923
Record at Stadium: 415-90-16 (.812)

UNIVERSITY INFORMATION

Location: Norman, Okla.
Founded: 1890
Enrollment: 31,655
Colors: Crimson and Cream
President: Joseph Harroz Jr.
Athletics Director: Joe Castiglione

► As a defensive coordinator, **Brent Venables'** Oklahoma (3-0) and Clemson (6-3) teams posted a 9-3 record against Florida State. Venables' OU teams allowed a total of 32 points in three wins against the Seminoles (13-2 in 2001 Orange Bowl [BCS National Championship]), 47-17 in 2010 in Norman and 23-13 in 2011 in Tallahassee). Clemson lost to FSU in each of Venables' first three seasons there but won the last six meetings and gave up an average of 17.5 points in those six contests.

► The Cheez-It Bowl will mark the return of OU quarterback **Dillon Gabriel** to Orlando, Fla., where he starred for UCF the past three seasons. After coming off the bench in his collegiate debut in the 2019 season opener, Gabriel started the next 25 games for the Knights until a season-ending injury last year on the final play of the season's third game. He threw for 8,037 yards and 70 touchdowns against 14 interceptions in his 26 games. He guided UCF offenses that ranked second nationally in yards per game in 2019 (540.5) and 2020 (568.1). He holds the UCF career record for yards per pass attempt (8.8) and ranks second in UCF history with his 14.5 yards per completion. The Knights went 18-8 in his 26 games (five of the losses were by three or fewer points).

► Since the start of the 2019 season, Gabriel leads the country with his 94 passing touchdowns and ranks third with his 10,957 passing yards (trails the No. 2 spot by 13 yards). That's despite missing UCF's final 10 games last season and six-and-a-half quarters this season due to injury. His 296.1 career passing yards per game are the most nationally among players who have played each of the last four seasons.

► First-year OU offensive coordinator and quarterbacks coach **Jeff Leiby** also returns to Orlando for the Cheez-It Bowl. Leiby spent the 2018 and 2019 seasons on UCF's staff under head coach **Josh Heupel** (who was the Sooners' QB in 1999 and 2000). In 2018, Leiby was the Knights' quarterbacks coach and passing game coordinator and helped them to their second straight undefeated regular season and a berth in the Fiesta Bowl. He coached QB McKenzie Milton, who was named American Athletic Conference Offensive Player of the Year and finished sixth in Heisman Trophy voting. In 2019, as offensive coordinator and quarterbacks coach, Leiby helped UCF set a then-school record in total offense (540.5 ypg) and rank fifth nationally in scoring offense (43.4 ppg). UCF was one of two teams in the country that season to average more than 300 passing yards and 200 rushing yards per game.

► The Sooners lead the Big 12 and rank 13th in the country (seventh among Power Five teams) with their 216.6 rushing yards per game. OU will be without senior running back **Eric Gray**, who has eight 100-yard rushing games this season, including in five of the last six outings. He ranks second in the Big 12 and 14th nationally with his 113.8 rushing yards per contest and paces the Big 12 and ranks 14th nationally by averaging 6.4 yards per carry. Florida State ranks 61st nationally and ninth in the ACC by allowing 148.3 rushing yards per game and 59th nationally by allowing 3.9 yards per carry. It allowed a season-high 262 rushing yards on 46 carries in its last outing against Florida (5.7 average). FSU had allowed fewer than 135 rushing yards in its previous four outings (vs. Georgia Tech, Miami, Syracuse and Louisiana-Lafayette).

► Oklahoma ranks fifth in the country (first among Power Five teams) with its 8.2 tackles for loss per game and fourth with its 32.3 TFL yardage per contest. It has registered 31 TFLs over the last three games (10.3 average) for a loss of 126 yards. Florida State ranks 55th nationally by averaging 6.1 tackles for loss (24.3 yards per outing).

► The Sooners rank 128th out of 131 FBS teams this season in average time of possession (26:01) and have held a TOP advantage in just one of their 12 games (30:19-29:41 vs. Kansas). Florida State ranks 35th with an average TOP of 31:10. The Seminoles have possessed the ball longer than their opponent in eight of 12 contests, including each of the last five.

► Long snapper **Kasey Kelleher** has played in 64 career games, which is one shy of the OU record held by former linebacker **Bryan Mead** (2017-21). With the exception of two field goals in 2021, Kelleher has snapped on every OU punt and every field goal and PAT attempt over the last five seasons.

SOONERS 6-1 AGAINST FLORIDA STATE

► Oklahoma holds a 6-1 series record against Florida State and has beaten the Seminoles by an average score of 24-14 in those meetings. The Sooners have limited FSU to 17 points or fewer in each of the last six matchups. OU was coached by **Bob Stoops** in the last three meetings, all Sooner victories.

► Oklahoma owns a 3-1 bowl record against FSU. In their most recent bowl meeting to cap the 2000 season, the Sooners posted a 13-2 win in the Orange Bowl (which was also the BCS National Championship Game) to earn the program's seventh national title in Stoops' second campaign. OU was quarterbacked by current Tennessee head coach **Josh Heupel**, and linebacker **Torrance Marshall** was named the game's MVP after the Sooners' defense pitched a shutout.

► **Brent Venables** was on staff for Oklahoma's three wins over Florida State this century. In addition to the 2000 national title game, the Sooners beat the Seminoles 47-17 in Norman during the 2010 season and won 23-13 the following year in Tallahassee, Venables' last season as an OU assistant coach.

► Under head coach **Barry Switzer**, the Sooners also won Orange Bowls over FSU in the 1979 and 1980 seasons. No. 5 OU beat No. 4 Florida State 24-7 to cap the 1979 campaign. The next year, the No. 4 Sooners defeated the No. 2 Seminoles by an 18-17 margin. OU scored a touchdown with less than a minute to play and quarterback **J.C. Watts** completed a pass to tight end **Forrest Valora** for a two-point conversion and the victory.

► In 1976, Switzer's fourth-ranked Sooners won a 24-9 regular season matchup over FSU in Norman.

► Florida State's lone win in the series came in the Gator Bowl in 1964 (36-19).

SEVEN SOONERS EARN ALL-BIG 12 HONORS

► Quarterback **Dillon Gabriel** was named Big 12 Offensive Newcomer of the Year, receiver **Marvin Mims Jr.**, offensive lineman **Anton Harrison** and punter **Michael Turk** were named to the All-Big 12 First Team and Oklahoma garnered three All-Big 12 Second Team honors, as announced by the conference office on Nov. 30. Selections were made by

OU-FLORIDA STATE SERIES

Oklahoma owns a 6-1 series lead against Florida State and has won the last six meetings. The Sooners are 3-1 in bowl games vs. the Seminoles.

YEAR	SITE	OU/FSU RANK	OU RESULT	BOWL
2011	A	1/5	W, 23-13	—
2010	H	10/17	W, 47-17	—
2000	N	1/3	W, 13-2	Orange*
1980	N	4/2	W, 18-17	Orange
1979	N	5/4	W, 24-7	Orange
1976	H	4/NR	W, 24-9	—
1964	N	NR/NR	L, 19-36	Gator

* BCS National Championship Game

2022 TEAM STATS COMPARISON

	OU	FSU
Points/Game	32.9	36.2
Points Allowed/Game	29.6	19.7
1st Downs/Game	23.6	23.8
1st Downs Allowed/Game	25.8	18.4
Rush Yards/Game	216.5	217.8
Rush Yards Allowed/Game	189.0	148.3
Pass Yards/Game	255.6	257.8
Pass Yards Allowed/Game	261.5	158.9
Total Offense/Game	472.2	475.7
Total Defense/Game	450.5	307.3
INT Thrown/INT Made	8/16	6/8
Turnover Margin	+6	+2
Sacks By/Allowed/Game	2.1/2.1	2.8/1.5
3rd Down Off./Def.	39.8/40.3	51.9/33.7
Red Zone Off./Def.	84.4/84.9	83.6/83.3
Kickoff Return Average	18.5	20.4
Punt Return Average	13.2	10.3
Penalties/Yards Per Game	5.6/50.5	7.0/63.2
Field Goals	11-16	10-17

2022 NCAA RANKS COMPARISON

	OU	FSU
Points/Game	35th	17th
Points Allowed/Game	99th	16th
First Downs/Game	T24th	20th
First Downs Allowed/Game	T129th	T30th
Rush Yards/Game	13th	12th
Rush Yards Allowed/Game	108th	61st
Pass Yards/Game	45th	42nd
Pass Yards Allowed/Game	107th	3rd
Total Offense/Game	18th	13th
Total Defense/Game	120th	14th
Turnover Margin	T28th	T54th
Sacks/Game	T67th	T21st
Sacks Allowed/Game	T66th	T33rd
3rd Down Offense	T56th	3rd
3rd Down Defense	83rd	27th
Red Zone Offense	T64th	69th
Red Zone Defense	T80th	T64th
Kickoff Return Average	89th	54th
Punt Return Average	13th	28th

2022 BIG 12 STANDINGS

	BIG 12	OVERALL
Kansas State	7-2	10-3
TCU	9-0	12-1
Texas	6-3	8-4
Texas Tech	5-4	7-5
Oklahoma State	4-5	7-5
Baylor	4-5	6-6
Oklahoma	3-6	6-6
Kansas	3-6	6-6
West Virginia	3-6	5-7
Iowa State	1-8	4-8

BIG 12 BOWL SCHEDULE

All times Central

Lockheed Martin Armed Forces Bowl (ESPN) Baylor vs. Air Force - December 22, 6:30 p.m.
Guaranteed Rate Bowl (ESPN) Okla. State vs. Wisconsin - December 27, 9:15 p.m.
AutoZone Liberty Bowl (ESPN) Kansas vs. Arkansas - December 28, 4:30 p.m.
TaxAct Texas Bowl (ESPN) Texas Tech vs. Ole Miss - December 28, 8 p.m.
Cheez-It Bowl (ESPN) Oklahoma vs. Florida State - December 29, 4:30 p.m.
Valero Alamo Bowl (ESPN) Texas vs. Washington - December 29, 8 p.m.
Allstate Sugar Bowl (ESPN) Kansas State vs. Alabama - December 31, 11 a.m.
CFP Semifinal at Vrbo Fiesta Bowl (ESPN) TCU vs. Michigan - December 31, 3 p.m.

the league's head coaches, who were not permitted to vote for their own players.

► Gabriel was the fifth OU player to be named Big 12 Offensive Newcomer of the Year and the first since quarterback **Jalen Hurts** in 2019. The three Sooners named to the All-Big 12 Second Team were running back **Eric Gray**, tight end **Brayden Willis** and defensive lineman **Ethan Downs**.

► Several Sooners also earned honorable mention recognition (at least one vote) at their respective positions and/or for individual awards: Gabriel (quarterback), Harrison (offensive lineman of the year), Mims (kick returner/punt returner), Turk (special teams player of the year), **Billy Bowman** and **Justin Broiles** (defensive back), **C.J. Coldon** (defensive newcomer of the year), **Chris Murray** and **Andrew Raym** (offensive line) and **Danny Stutsman**, **David Ugwoegbu** and **DaShaun White** (linebacker).

► On the All-Big 12 teams selected by the Associated Press, Gabriel was named Big 12 Newcomer of the Year, Harrison and Turk were second-team all-league selections and five Sooners were named to the second team (Gabriel, Gray, Mims Jr., Willis and offensive lineman **Wanya Morris**). Media members who cover the conference on a regular basis voted on these teams.

► Oklahoma has placed at least seven players on the AP's All-Big 12 teams each year since 2014.

NOTING THE OFFENSE

► Oklahoma ranks 18th nationally in total offense (472.2 ypg), 13th in rushing offense (216.6 ypg), 45th in passing offense (255.6 ypg) and 35th in scoring offense (32.9 ppg).

► The Sooners have logged more rushes than passes in 10 of their 12 games. The lone exceptions were the Kansas State contest when they rushed 34 times and passed 39 times and the Oklahoma State game when they rushed 34 times and threw 40 passes. On the season, OU has 521 rushes and 383 passes (57.6%-42.4%).

► OU's 51 touchdown drives this season have averaged 6.7 plays, 67.4 yards and just 1:59 of game clock. Thirty of the 51 TD drives have taken 2:00 or less, and 43 of the 51 have taken less than 3:00.

► Despite ranking 128th nationally in average time of possession, OU is tied for 11th with its 2.9 plays per game of at least 30 yards.

► Quarterback **Dillon Gabriel** has completed 216 of 343 passes (63.0%) this season for 2,925 yards and 24 touchdowns against six interceptions. He has also rushed for 298 net yards and five touchdowns, including a career-long 61-yard score at Nebraska. Gabriel, who exited OU's game at TCU in the second quarter and missed the entire game against Texas (both due to injury), leads the Big 12 in passing yards per game (265.9), and ranks second in the Big 12 in total offense (293.2 ypg), pass efficiency rating (154.2), yards per completion (13.5), yards per pass attempt (8.5) and passing touchdowns (24).

► Gabriel's 167 pass attempts before his first interception (vs. Kansas in OU's seventh game) were the most by a player to start an OU career, more than doubling the previous record of 80 set by **Jalen Hurts** in 2019. The total also represented the third most consecutive passes attempted without an INT in school history (**Baker Mayfield** had a streak of 200 and **Jason White** had 194).

► OU averages a Big 12-leading 216.6 rushing yards per game, as well as 5.0 yards per carry and 2.1 rushing touchdowns per outing. **Eric Gray** ranks 14th nationally with his 6.4 yards per carry and second in the Big 12 (14th nationally) with his 113.8 rushing yards per game. He paces the team with his 11 rushing TDs. He ran for 102 yards against UTEP, 113 at Nebraska, 114 against Kansas State, 176 against Kansas, 101 at Iowa State, 106 versus Baylor, 211 at West Virginia and 166 at Texas Tech. Freshman **Jovontae Barnes**, who missed the Iowa State and Baylor games due to injury, is second on the team with his 411 rushing yards (41.1 per contest) and averages 4.6 yards per carry. He turned in a 100-yard, two-touchdown game at TCU. Gabriel is second on the team with five rushing TDs while Barnes and redshirt junior **Marcus Major** are tied for third with four rushing scores. Major is averaging 25.2 rushing yards per game and 4.1 yards per rush.

► Gray and junior receiver **Marvin Mims Jr.** rank third and seventh in the Big 12 in all-purpose yards per game with their 132.9 and 98.7 respective averages. Mims is second in the Big 12 with his 83.8 receiving yards per outing. He leads the team with career highs of 52 catches and 1,006 receiving yards, and has six TDs.

► Mims is tied for second nationally with his five receptions of at least 50 yards this season and his 14 catches of at least 20 yards.

► Fifth-year senior tight end **Brayden Willis** has shown his versatility on the field this season by handling the football in a variety of ways. He leads the team with seven touchdown receptions (tied for fifth nationally among tight ends) and ranks second with 456 receiving yards and third with 35 catches. He has also thrown a touchdown pass and rushed 10 times for 26 yards. Willis has made 68 career receptions for 905 yards and 13 touchdowns (13.3 yards per catch). His 35 receptions, 456 yards and seven TDs this season all represent career highs. His career-long 78-yard reception also came this year, at TCU.

FOLLOW THE LEADER

Oklahoma leads all FBS programs in the following categories:

- Heisman Trophy winners (7; tied)
- Conference championships (50)
- Conference championships since 2000 (14)
- 11-plus win seasons (27)
- 10-plus win seasons since 2000 (18)
- AP top-five finishes (33)
- Wins since end of World War II (689)
- Consensus All-Americans since 1950 (80)
- Heisman finalists over last 22 years (10)
- Points scored since 1999 (12,169)
- No. 1 overall NFL Draft picks since 2010 (3)
- Consecutive years with at least four NFL Draft picks (15)

OU'S ELEVEN GRAND

Since the start of the 2014 season, Oklahoma has produced a nation-leading 11,000-yard individual rushing seasons. The next most is eight by three schools.

SCHOOL	1,000-YARD SEASONS
Oklahoma	11
Appalachian State	8
Georgia	8
Navy	8
Nine others	7

MIMS THE WORD

Junior wide receiver **Marvin Mims Jr.** ranks second in the Big 12 with his 1,006 receiving yards this season. His 2,321 career receiving yards rank as the eighth most in OU history. Below is a list of the 11 Sooners with at least 2,000 career receiving yards.

PLAYER	RECEIVING YARDS	YEAR
1. Ryan Broyles	4,586	2008-11
2. Sterling Shepard	3,482	2012-15
3. CeeDee Lamb	3,292	2017-19
4. Mark Clayton	3,241	2001-04
5. Juaquin Iglesias	2,861	2005-08
6. Kenny Stills	2,594	2010-12
7. Marquise Brown	2,413	2017-18
8. Marvin Mims Jr.	2,321	2020-
9. Malcolm Kelly	2,285	2005-07
10. Dede Westbrook	2,267	2015-16
11. Antwone Savage	2,009	1999-02

2022 HONORS

C.J. COLDON (R-SR., DB)

Big 12 Newcomer of the Week (11/21)

ETHAN DOWNS (SO., DL)

All-Big 12 Second Team (Coaches)

DILLON GABRIEL (R-JR., QB)

Big 12 Offensive Newcomer of the Year (Coaches)

Big 12 Newcomer of the Year (AP)

All-Big 12 Second Team (AP)

Big 12 Offensive Player of the Week (11/28)

Big 12 Newcomer of the Week

(9/12, 10/17, 11/28)

Maxwell Award Watch List

Davey O'Brien Award Watch List

Walter Camp POY Watch List

Johnny Unitas Golden Arm Award Watch List

Big 12 Preseason Newcomer of the Year

ERIC GRAY (SR., RB)

All-Big 12 Second Team (Coaches, AP)

Doak Walker Award Watch List

ANTON HARRISON (JR., OL)

All-Big 12 First Team (Coaches, AP)

Outland Trophy Watch List

KASEY KELLEHER (R-5TH YR., LS)

Patrick Mannelly Award Watch List

JONAH LAULU (R-SR., DL)

Polynesian College Football Player of the Year Award Watch List

MARVIN MIMS JR. (JR., WR)

All-Big 12 First Team (Coaches)

All-Big 12 Second Team (AP)

Fred Biletnikoff Award Watch List

Wuerffel Trophy Watch List

Paul Hornung Award Watch List

Earl Campbell Award Watch List

WANYA MORRIS (SR., OL)

All-Big 12 Second Team (AP)

CHRIS MURRAY (5TH YR., OL)

Rotary Lombardi Award Watch List

JALEN REDMOND (R-JR., DL)

Chuck Bednarik Award Watch List

DRAKE STOOPS (R-SR., WR)

William V. Campbell Trophy Semifinalist

MICHAEL TURK (R-5TH YR., P)

All-Big 12 First Team (Coaches, AP)

Ray Guy Award Semifinalist

Big 12 Special Teams Player of the Week (10/31)

Preseason All-Big 12 Team

DAVID UGWOEGBU (SR., LB)

Butkus Award Watch List

THEO WEASE (R-JR., WR)

Earl Campbell Award Watch List

BRAYDEN WILLIS (5TH YR., TE)

All-Big 12 Second Team (Coaches)

Mackey Award Watch List

collegepressbox

Collegepressbox is the official media website for Division I football. Access and download game notes, quotes, statistics, media guides, headshots, logos and more for all FBS schools, conferences, postseason games, awards and the College Football Playoff. For access, please register for an account at collegepressbox.com/register

GETTING DEFENSIVE

► Oklahoma is ranked fifth nationally (first among Power Five schools) with its 8.3 tackles for loss per game. OU is also tied for sixth nationally with its 388 TFL yardage.

► The Sooners' 99 tackles for loss are their most through 12 games since 2005.

► Oklahoma ranks second in the Big 12 with its 21 takeaways.

► OU ranks sixth nationally (tied for the Big 12 lead) with its 16 interceptions, and has registered an interception in 10 of its 12 games this season (in each of the first three and the last seven). The Sooners intercepted three passes at Iowa State, their first game with three interceptions since the 2020 Cotton Bowl vs. Florida, and picked off four passes against Oklahoma State, its most interceptions in a game since 2015 vs. Texas Tech. Redshirt senior cornerback **C.J. Coldon** leads the team with four interceptions while sophomore safety **Billy Bowman**, sophomore linebacker **Danny Stutsman** and fifth-year linebacker **DaShaun White** each have two picks this season.

► Stutsman and senior linebacker **David Ugwoegbu** rank first and fourth in the Big 12 with their 118 (9.8 per game) and 101 (8.4 per game) respective total tackles. Among Power Five players, Stutsman ranks fifth in tackles per game.

► In addition to his team-leading 9.8 tackles per game, Stutsman ranks third on the team with 9.5 tackles for loss. He has also notched 2.0 sacks, four pass breakups, four QB hurries and two interceptions. He registered four tackles for loss against Kent State (OU's most in a game since 2019) and is coming off a career-high 18-tackle effort at Texas Tech. He has recorded at least seven stops in 10 of 12 games and double-digit tackles six times.

► Since the start of Big 12 play, Ugwoegbu has averaged 9.1 tackles per game. His career-high 15 tackles against Kansas State were the most by a Sooner since the 2018 season and he followed that output with 10 stops at TCU, 10 against Texas, eight vs. Kansas, nine at West Virginia and 10 vs. Oklahoma State. He has made at least six tackles in every game this season and double-digit tackles four times. Ugwoegbu has also notched 7.0 tackles for loss, 2.0 sacks and four QB hurries.

► Bowman set career highs in tackles each of the first two weeks (nine vs. UTEP and 11 vs. Kent State) and has registered at least five tackles in six of his nine full games this season. He registered his first career interception against Baylor and another vs. Oklahoma State. He entered the TCU game ranked fourth in the league with 33 stops, but missed nearly three full games with an injury (he left the TCU game in the first quarter and missed the next two outings).

► White ranks third on the team with 81 tackles and leads the squad with six pass breakups. He has also recorded 6.0 tackles for loss and 2.0 sacks. White, who ranks second at OU in career starts among linebackers (48), notched his first career interception in the game against Kansas and set a career high with 14 tackles at Iowa State. He has recorded at least eight tackles in five of OU's last six games.

► Junior defensive end **Reggie Grimes** and sophomore defensive end **Ethan Downs** are tied for the team lead with 4.5 sacks. Downs also leads the team and ranks second in the Big 12 with 13.5 TFLs and has registered a team-high nine QB hurries, while Grimes has 7.5 TFLs and six hurries.

MAD RUSH

► Since the start of the 2014 season, Oklahoma leads the nation with its 11 individual seasons of 1,000 rushing yards. The next most is eight by Appalachian State, Georgia and Navy (none of those three teams have anyone over 820 rushing yards this season). The 11,000-yard rushing seasons have come from RB **Samaje Perine** (2014-16), RB **Joe Mixon** (2016), RB **Rodney Anderson** (2017), QB **Kyler Murray** (2018), RB **Kennedy Brooks** (2018-19, 2021), QB **Jalen Hurts** (2019) and Gray. That's at least one 1,000-yard rusher in eight of the last nine seasons (none in the COVID-shortened 2020 campaign).

► Also since the start of 2014, OU leads the country with nine individual 1,000-yard rushing seasons by running backs. The next most is eight by Appalachian State and Georgia.

► With his 211-yard rushing effort at West Virginia on Nov. 12, senior running back **Eric Gray** eclipsed the 1,000-yard mark for the season. Gray ran for 1,366 yards on the year, making him the 27th Sooner (24th running back) to reach 1,000 yards in a single campaign. Those 27 players have combined for 40 1,000-yard rushing seasons. Gray's 1,366 rushing yards rank ninth in OU single-season history.

MARVELOUS MARVIN

► Through 12 games this season, junior wide receiver **Marvin Mims Jr.** ranks second in the Big 12 (12th nationally) with his 19.4 yards per catch and second in receiving yards (1,006), despite ranking ninth in the league with his 4.3 receptions per game. He also would rank third nationally by averaging 15.2 yards per punt return (137 yards on nine returns) if he met the minimum of 1.2 punt returns per game to qualify in the category.

VENABLES BY THE NUMBERS

Brent Venables was hired as OU's 23rd head coach on Dec. 5, 2021. Here's a look at some of his many accomplishments:

0 Losing seasons in his 26 years as a full-time assistant coach (teams finished no worse than 7-5)

3 National championships (2000 at Oklahoma; 2016 and '18 at Clemson)

3 Butkus Award winners (OU's Rocky Calmus [2001] and Teddy Lehman [2003]; Clemson's Isaiah Simmons [2019])

4 Consecutive years Clemson led the nation in tackles for loss (2013-16; also led country in 2018 and was second in 2019 and '20).

8 National championship game appearances (2000, '03, '04 and '08 at OU; 2015, '16, '18 and '19 at Clemson)

8 Times Clemson finished in the top 15 nationally in total defense the last 8 years

10 College Football Playoff games (6 semifinals and 4 championship games) over the last 7 seasons with Clemson

10 Clemson led the nation in sacks, tackles for loss and opponent 3rd-down conversion percentage over his 10 years with the program

13 Number of conference championships (7 at OU, 6 at Clemson)

18 Consensus All-America honors collected by his players (12 at OU)

22 Times his 26 teams won at least 10 games

57 Number of his defensive players picked in the NFL Draft (12 first-rounders)

290 Wins as an assistant coach (against just 57 losses; .836)

WELL-RECEIVED

OU's **Marvin Mims Jr.** is one of three true juniors nationally who led their team in receiving yards in 2020 and 2021 and is doing it again in 2022.

PLAYER	SCHOOL
Jordan Addison	Pitt/USC
Quentin Johnson	TCU
Marvin Mims Jr.	Oklahoma

POWER FIVE CONFERENCE TITLES SINCE 2000

1. Oklahoma	14
2. Ohio State	11
3. Alabama	8
Oregon	8
Clemson	8
6. Florida State	7
7. USC	6
8. LSU	5
Michigan	5
10. Virginia Tech	4
Georgia	4
11. Nine programs	3

FINAL AP TOP-25 APPEARANCES SINCE 2000

1. Oklahoma	20
2. Ohio State	19
3. Georgia	17
LSU	17
5. Alabama	16
Clemson	16
7. Wisconsin	15
8. Florida State	14
Michigan	14
Oregon	14
Texas	14

HEISMAN FINALISTS SINCE 2000

1. Oklahoma	10
2. Alabama	9
3. Ohio State	5
Stanford	5
Florida	4
5. USC	4

MOST TDs SINCE 2015

1. Alabama (112 games)	600
2. Oklahoma (104 games)	570
3. Ohio State (101 games)	560
4. Clemson (112 games)	552
5. Memphis (102 games)	498

ACTIVE BOWL STREAKS

1. Georgia	26
2. Oklahoma	24
3. Wisconsin	21
4. Alabama	19
5. Clemson	18

MOST ALL-TIME 10-OR-MORE-WIN SEASONS

1. Alabama	42
2. Oklahoma	41
3. Michigan	31
4. Ohio State	30
5. USC	28

MOST WINS SINCE END OF WORLD WAR II (1946-PRESENT)

1. Oklahoma	690
2. Alabama	656
3. Ohio State	650
4. Penn State	633
5. Texas	617
6. Michigan	610
Georgia	610
8. Nebraska	603
9. USC	593
10. Tennessee	582

► Mims is one of 11 players nationally and one of three true juniors (see chart on page 4) who led their team in receiving yards in 2020 and 2021 and are doing it again this season. In his 36 career games (23 starts) he has 121 receptions for 2,321 yards (to rank eighth in program history) and 20 touchdowns (to rank 10th), as well as 35 rushing yards on five carries. Mims has also returned 30 punts for 359 yards (12.0 average) and four kickoffs for 108 yards (27.0 average). He has six career games with two TD receptions, including Sept. 10 vs. Kent State and Nov. 26 at Texas Tech.

► Mims ranks third in school history with 18 career receptions of at least 40 yards, including six this season (he registered a 42-yard catch in the season opener against UTEP, a 58-yard TD reception against Kent State, a 50-yard TD against Kansas State, a 63-yard TD against Baylor, a 67-yard reception at West Virginia and a 77-yard TD at Texas Tech). He trails only **CeeDee Lamb** (21 40-yard catches from 2017-19) and **Marquise Brown** (20 from 2017-18). Mims also has 12 career receptions of 50 or more yards, 10 of which have gone for touchdowns.

► Mims registered 32 receptions for 705 yards and five TDs as a sophomore last season. As a freshman in 2020, he led the team with 610 yards and nine touchdowns on 37 receptions. His nine TD catches tied for most in the Big 12, matched the Big 12 record for a true freshman and established a school freshman record. He also became the first OU wide receiver to earn FWAA Freshman All-America honors.

► Mims set the Texas high school state record for receiving yards in a career (5,485) and in a season (2,629 to go along with 32 touchdowns on 117 catches as a senior). He played at Lone Star High School in the city of Frisco.

TOUCH OF GRAY

► Senior running back **Eric Gray**, who opted out of the Cheez-It Bowl, ranks 14th nationally by averaging 6.4 yards per carry. He also ranks 14th nationally (second in Big 12) by averaging 113.8 rushing yards per game and 14th with his 1,366 rushing yards. Also a receiving threat, he caught 33 passes (tied for fourth most on team) for 229 yards (6.9 average). His 132.9 all-purpose yards per game rank as third most in the Big 12 and 18th most nationally.

► Gray eclipsed 1,000 rushing yards (1,366) this season for the first time in his career. Over OU's last six games, he rushed for 847 yards and eight touchdowns on 136 carries (6.2 average).

► Gray reached 1,100 rushing yards in 10 games, the fastest by a Sooner since 2004 when Heisman Trophy runner-up **Adrian Peterson** did it in eight outings.

► Gray is tied for seventh nationally (leads Big 12) with his 43 carries of at least 10 yards and is tied for eighth with his 14 carries of at least 20 yards this season. Thirty-six of his 10-plus-yard carries came in the last nine games.

► In 25 games at Oklahoma, Gray rushed for 1,778 yards and 13 touchdowns on 291 carries (6.1 average) and notched 458 yards and two scores on 56 receptions. For his career, which includes 1,311 rushing yards and eight TDs and 369 receiving yards and three TDs over 22 games at Tennessee, Gray totaled 3,089 rushing yards, 827 receiving yards and 26 total touchdowns (21 rushing, five receiving).

TURK'S KEY LEG

► Punter **Michael Turk** transferred to OU from Arizona State in August 2021 and did things last season no other punter in program history had. 2022 has been just as successful for the repeat first-team All-Big 12 selection, who leads the conference this year and ranks third nationally with his 46.7 yards per punt. He has 20 punts of at least 50 yards, including seven 60-yarders (long of 67). Forty-eight of his punts have not been returned (80%) and the 12 returns have averaged only 2.8 yards per return (long of 13 yards).

► In his first year at OU in 2021, Turk set a single-season school record by averaging 51.2 yards per punt, smashing the previous mark of 47.8 yards by **Jack Jacobs** in 1940. In fact, entering 2021, the NCAA single-season record for punting average (min. 30 punts) was 51.0 by Texas A&M's Braden Mann in 2018. Turk surpassed that figure in 2021, but at 51.7 yards per punt he finished just behind San Diego State's Matt Araiza, who averaged 51.19 yards per punt on the year.

► Combining his time at ASU and OU, Turk is averaging 46.1 yards per punt (11,065 yards on 240 punts). The FBS career record (min. 150 punts) is 46.3 yards by West Virginia's Todd Sauerbrun (1991-94).

► Despite playing in just 23 games as a Sooner, Turk is tied with Jacobs for second in program history with his 14 punts of at least 60 yards. He is two shy of **Tress Way's** record of 16 60-yarders.

► Twenty of Turk's 35 punts in 2021 (57.1%) went at least 50 yards, and eight went at least 60. His 85-yarder vs. Texas was the FBS' second longest of the season and tied for the fourth longest over the last 10 years, and tied for the third longest in Oklahoma history.

► Turk holds five of the top 14 and five of the top 20 single-game punting averages (min. three punts) in OU annals, including the best and third-best marks (59.7 vs. TCU and 58.0 vs. Texas last season).

► The 2019 and '20 first-team All-Pac-12 selection averaged 46.2 yards per punt over his two seasons at ASU and totaled 28 boots that went at least 50 yards. In 2019, he set the FBS single-game record by averaging 63.0 yards (on five punts) vs. Kent State in the season opener.

RECAPPING THE REGULAR SEASON FINALE

► Oklahoma raced to an 18-point second-quarter lead, finished with 672 yards of offense and got a career-high six passing touchdowns from **Dillon Gabriel**, but still dropped a 51-48 overtime contest at Texas Tech in the regular season finale Nov. 26. OU's loss snapped a 10-game series winning streak.

► The Sooners, who scored the game's first 17 points, outgained the Red Raiders 195 to 32 in the first quarter and were in command when **Marvin Mims Jr.** scored on a 77-yard TD reception with 6:25 left in the second quarter to go ahead 24-6. Texas Tech responded with 24 straight points to take a 30-24 third-quarter lead. With the game tied at

BIG 12 CHAMPIONSHIPS WON

SCHOOL	TOTAL	YEARS
Oklahoma	14	('00, '02, '04, '06-08, '10, '12, '15-20)
Baylor	3	('13-14, '21)
Kansas State	3	('03, '12, '22)
Texas	3	('96, '05, '09)
Nebraska	2	('97, '99)
Colorado	1	('01)
Oklahoma State	1	('11)
TCU	1	('14)
Texas A&M	1	('98)

BEST RECORDS SINCE 2015

SCHOOL	RECORD
1. Alabama	101-10
2. Clemson	99-11
3. Ohio State	90-10
4. Georgia	87-18
5. Oklahoma	84-19

SOONERS WHO HAVE GRADUATED

DAVIS BEVILLE (R-JR., QB)

Marketing

JUSTIN BROILES (R-SR., DB)

African and African American studies

ROBERT CONGEL (R-SR., OL)

Urban and regional development (bachelor's)

Organizational leadership (master's)

KYLE ERGENBRIGHT (R-SR., OL)

Finance

DILLON GABRIEL (R-JR., QB)

Multidisciplinary studies

ERIC GRAY (SR., RB)

Multidisciplinary studies

JEFFERY JOHNSON (SR., DL)

Health and wellness

KASEY KELLEHER (R-SR., LB)

Human relations (bachelor's)

Adult and higher education (master's)

JORDAN KELLEY (R-SR., LS)

Criminology

JADEN KNOWLES (R-SR., RB)

Multidisciplinary studies

JONAH LAULU (R-SR., DL)

Arts and sciences planned program

TREY MORRISON (SR., DB)

Exercise and sport science

CHRIS MURRAY (SR., OL)

Multidisciplinary studies

DANIEL PARKER (SR., TE)

Multidisciplinary studies

RYAN PEOPLES (R-SR., DB)

Finance

DRAKE STOOPS (R-SR., WR)

Communication

TY TAYLOR (R-SR., DB)

Multidisciplinary studies

MICHAEL TURK (R-SR., P)

Liberal studies

DAVID UGWOGU (SR., LB)

Criminology

BREY WALKER (R-SR., OL)

Arts and sciences planned program

THEO WEASE (R-JR., WR)

Human relations

DASHAUN WHITE (SR., LB)

Human relations

BRAYDEN WILLIS (SR., TE)

Economics

ERIC WINDHAM (R-JR., DB)

Finance

^ Denotes "super senior"

45, OU turned a **C.J. Coldon** interception into a **Zach Schmit** field goal and a three-point lead with 4:04 left in the fourth quarter. Texas Tech responded with a long drive and game-tying field goal with three seconds to go.

► In overtime, Schmit missed a 34-yard field goal attempt and Tech made a 35-yarder to earn its first series victory since 2011.

► Gabriel turned in his most productive game of the year, completing 28 of 40 pass attempts for a season-high 449 yards (his second-highest career total) and a season-high 208.8 passer rating. His TD throws covered 7, 37, 77, 61, 5 and 1 yards. Mims caught five passes, all in the first half, for 162 yards (one shy of his career high) and two TDs. Fellow receiver **Theo Wease** caught three passes for a career-high 123 yards and a score.

► Tight end **Brayden Willis** caught a career-high seven passes for 74 yards and touchdowns of 7 and 5 yards. It was his third game of the season with two receiving TDs. **Eric Gray** rushed 28 times for a game-high 163 yards, his eighth game over the century mark this season.

► Linebacker **Danny Stutsman** logged a career-high 18 tackles, the most by a Big 12 player this season. Cornerback Coldon had 11 tackles and two pass breakups, while safety **Key Lawrence** tied a career high with nine stops.

► Defensive end **Ethan Downs** recovered a fumble on the game's first play and finished the night with four tackles and 2.5 tackles for loss.

► Oklahoma fell to 7-4 in overtime games. It had won its previous three OT contests and four of its last five.

ROY WILLIAMS INDUCTED INTO COLLEGE FOOTBALL HALL OF FAME

► Former Oklahoma defensive back **Roy Williams** (1998-2001) was officially inducted into the College Football Hall of Fame on Dec. 6 in Las Vegas. Williams, the 23rd Sooner player to enter the Hall, was part of a class of 18 former players and three coaches.

► As a redshirt freshman in 1999, Williams earned third-team freshman All-America honors. In 2000, he was one of the defensive stars on a Sooners team that went 13-0 and held Florida State's offense scoreless in a 13-2 Orange Bowl win (the BCS National Championship game) to earn OU's seventh national title. He finished the year with 99 tackles, 13 tackles for loss, two interceptions and two fumble recoveries en route to first-team All-Big 12 honors.

► Williams was even more productive in 2001, winning the Nagurski Trophy as the nation's top defender and the Thorpe Award as the nation's top defensive back. The unanimous All-American was also named Big 12 Defensive Player of the Year and came in seventh in Heisman Trophy voting, the highest finish of the year by a non-quarterback. He ended the season with 107 tackles, 14 tackles for loss, five interceptions, 22 pass breakups and three fumble recoveries.

► Williams bypassed his senior season of eligibility to enter the 2002 NFL Draft and was selected with the eighth pick in the first round by Dallas. He enjoyed a nine-year NFL career with the Cowboys (2002-08) and Cincinnati Bengals (2009-10), earning first-team All-Pro honors in 2003 and Pro Bowl honors five times (2003-07).

OU'S BIG 12 DOMINATION

► Oklahoma's 2020 Big 12 Championship was its sixth straight and 14th since 2000 (no other program has won more than three during the span). For perspective, the two Power Five programs with the next most conference titles this millennium are Ohio State (11) and Alabama, Clemson and Oregon (eight each).

► OU's 14 Big 12 titles are 11 more than the program with the next most. Baylor, Kansas State and Texas have each won three Big 12 championships and are followed by Nebraska (two) and Colorado, Oklahoma State, TCU and Texas A&M (one each). Colorado and Nebraska left the Big 12 after the 2010 season; Texas A&M departed after 2011.

► Since 2010, OU has won eight Big 12 titles and is followed by Baylor (three), Kansas State (two) and Oklahoma State and TCU (one each).

► Since 2000, OU has won more Big 12 championships (14) than it has lost home games (13).

► Oklahoma is the only program to win at least three straight Big 12 titles, and it has done so twice (2006-08 and 2015-20). Baylor (2013-14) is the only other program to win two Big 12 championships in a row.

► At 11-1, the Sooners are the only program with a winning record in Big 12 Championship games. Texas (3-3), Kansas State (2-2) and Baylor (1-1) have the next best marks.

► Since the start of the 2015 season, OU has posted a 57-14 (.803) record in regular season Big 12 play. The next best mark during the stretch is 46-26 (.639) by Oklahoma State.

► Every OU freshman class from 1999-2019 won at least one Big 12 championship, with all but the 2011 freshman class winning at least two. The 2015, 2016 and 2017 freshman classes each won four.

HEISMAN U

► Quarterbacks **Baker Mayfield** and **Kyler Murray** became Oklahoma's sixth and seventh Heisman Trophy winners in 2017 and '18, respectively. OU is tied with Notre Dame, Ohio State and USC for the most Heisman winners. Other Sooner winners were QB **Sam Bradford** in 2008, QB **Jason White** in 2003, RB **Billy Sims** in 1978, RB **Steve Owens** in 1969 and RB **Billy Vessels** in 1952.

► Quarterback **Jalen Hurts** was the 2019 Heisman Trophy runner-up and became Oklahoma's 11th Heisman finalist, tied with Alabama for most of any school (finalists were first named in 1982). Miami (Fla.) ranks third with nine finalists while Florida and Ohio State rank fourth with eight.

► OU boasts a nation-leading 10 Heisman finalists in the last 21 years (since 2000). Alabama ranks second with nine, Ohio State ranks third with six and Stanford ranks fourth with five.

► Oklahoma is the only program to ever produce five Heisman finalists in a four-year period (Hurts in 2019 [runner-up], Murray in 2018 [won], Mayfield in 2017 [won] and Mayfield [finished third] and receiver **Dede Westbrook** [finished fourth] in 2016). With Mayfield's and Murray's wins, OU is the only program to produce different quarterback winners in consecutive seasons.

CFP APPEARANCES

Oklahoma has made four appearances in the nine-year history of the College Football Playoff, all in the last eight seasons. It is one of only two Big 12 program to qualify for the event (TCU this season).

PROGRAM	CFPs
Alabama	7
Clemson	6
Ohio State	5
Oklahoma	4
Georgia	3
Michigan	2
Notre Dame	2

OU BOWL HISTORY (31-23-1)

YEAR	BOWL	OPPONENT	RESULT
1938	Orange	Tennessee	L, 0-17
1946	Gator	N.C. State	W, 34-13
1948	Sugar	North Carolina	W, 14-6
1949	Sugar	LSU	W, 35-0
1950	Sugar	Kentucky	L, 7-13
1953	Orange	Maryland	W, 7-0
1955	Orange	Maryland	W, 20-6
1957	Orange	Duke	W, 48-21
1958	Orange	Syracuse	W, 21-6
1962	Orange	Alabama	L, 0-17
1964	Gator	Florida State	L, 19-36
1967	Orange	Tennessee	W, 26-24
1968	Bluebonnet	SMU	L, 27-28
1970	Bluebonnet	Alabama	T, 24-24
1971	Sugar	Auburn	W, 40-22
1972	Sugar	Penn State	W, 14-0
1975	Orange	Michigan	W, 14-6
1976	Fiesta	Wyoming	W, 41-7
1977	Orange	Arkansas	L, 6-31
1978	Orange	Nebraska	W, 31-24
1979	Orange	Florida State	W, 24-7
1980	Orange	Florida State	W, 18-17
1981	Sun	Houston	W, 40-14
1982	Fiesta	Arizona State	L, 21-32
1984	Orange	Washington	L, 17-28
1985	Orange	Penn State	W, 25-10
1986	Orange	Arkansas	W, 42-8
1987	Orange	Miami (Fla.)	L, 14-20
1988	Citrus	Clemson	L, 6-13
1991	Gator	Virginia	W, 48-14
1993	John Hancock	Texas Tech	W, 41-10
1994	Copper	BYU	L, 6-31
1999	Independence	Ole Miss	L, 25-27
2000	Orange*	Florida State	W, 13-2
2001	Cotton	Arkansas	W, 10-3
2002	Rose	Washington State	W, 34-14
2003	Sugar*	LSU	L, 14-21
2004	Orange*	USC	L, 19-55
2005	Holiday	Oregon	W, 17-14
2006	Fiesta	Boise State	L, 42-43 (OT)
2007	Fiesta	West Virginia	L, 28-48
2008	BCS NCG*	Florida	L, 14-24
2009	Sun	Stanford	W, 31-27
2010	Fiesta	Connecticut	W, 48-20
2011	Insight	Iowa	W, 31-14
2012	Cotton	Texas A&M	L, 13-41
2013	Sugar	Alabama	W, 45-31
2014	Russell Athletic	Clemson	L, 6-40
2015	Orange^	Clemson	L, 17-37
2016	Sugar	Auburn	W, 35-19
2017	Rose*	Georgia	L, 48-54 (2OT)
2018	Orange^	Alabama	L, 34-45
2019	Peach^	LSU	L, 28-63
2020	Cotton	Florida	W, 55-20
2021	Alamo	Oregon	W, 47-32

* BCS National Championship Game

^ College Football Playoff Semifinal

► OU is tied for the most Heisman runners-up, as well (six). OU's second-place Heisman finishers were **Kurt Burris** (1954), **Greg Pruitt** (1972), Sims (1979), **Josh Heupel** (2000), **Adrian Peterson** (2004) and Hurts (2019).

► Oklahoma has produced four Heisman Trophy winners in the last 20 years. Only four other programs have produced four winners ever (Notre Dame, Ohio State and USC seven, and Alabama four).

► An OU quarterback finished in the top four of Heisman voting in five consecutive years (Mayfield fourth in 2015, third in 2016 and first in 2017; Murray first in 2018; Hurts second in 2019).

COLLEGE FOOTBALL'S BEST

► During the modern era of college football (since the end of World War II), the Sooners are the nation's No. 1 team with more wins (690) than any other program (next most is 656 by Alabama).

► Oklahoma has finished in the top 5 of the AP poll a nation-leading 33 times.

► OU leads all FBS programs with 50 all-time conference championships. The rest of the top five includes Nebraska (46), Michigan (44), Ohio State (39) and USC (37). The Sooners' 14 league titles since 2000 are the most among Power Five programs (Ohio State ranks second with 11).

► Entering this season, no program had more all-time 10-win seasons than Oklahoma, which was tied with Alabama with 41 (OU has a nation-leading 18 10-win campaigns since 2000). Counting this season, Alabama now has 42. In addition, OU's 27 seasons with at least 11 wins are the most in college football history.

► Since former head coach **Bob Stoops** arrived in Norman in 1999, OU leads the country with its 12,204 points scored, which is 522 more than second-place Boise State (11,682) and 961 more than third-place Oregon (11,243).

► OU's 80 consensus All-Americans since 1950 are the most nationally (Alabama ranks second with 74 and Ohio State third with 72). Since 2000, the Sooners have produced 30 consensus All-Americans, second only to Alabama.

► OU is the only program that has produced at least four NFL Draft picks each of the last 15 years.

EXTRA POINTS

► Oklahoma is 3-4 in bowl games when unranked in the AP poll and 2-2 when unranked playing a ranked opponent. OU's bowl wins over ranked opponents when unranked itself came in the 2005 Holiday Bowl over No. 6 Oregon (17-14) and in the 2009 Sun Bowl over No. 19 Stanford (31-27). The Sooners lost under the circumstance in the 1994 Copper Bowl to No. 23 BYU (31-6) and in the 2014 Russell Athletic Bowl to No. 19 Clemson (40-6). Current OU head coach **Brent Venables** was Clemson's defensive coordinator.

► Venables owns a 17-12 bowl record as a full-time coach, which includes 10 College Football Playoff games at Clemson. His Kansas State teams were 1-2, his Oklahoma squads were 7-6 and his Clemson teams were 9-4.

► The Sooners have scored at least 30 points in 21 of their 55 bowl games. Nine of those 30-point efforts have come in their last 13 bowls and five have come in their last six. OU is averaging 41.2 points over its last six bowl games.

► Twenty-two players on OU's bowl roster have earned their undergraduate degrees (list on page 6).

► In his first season as OU's placekicker, redshirt sophomore **Zach Schmit** is 11 for 16 on field goal attempts and his 50 PAT attempts are the second most in the Big 12 without a miss. He scored a touchdown on a fake field goal Oct. 29 at Iowa State and totaled 15 points in the game (made field goals of 41 and 34 yards and converted all three PATs).

► OU has won 82 of its last 83 games when holding opponents to 23 or fewer points. The one exception was a 23-20 loss at West Virginia on Nov. 12.

► Since the start of the 2012 season, OU is 84-7 when scoring at least 35 points and 73-4 when scoring at least 40.

► The Sooners rank fourth with their four College Football Playoff appearances (2015, 2017, 2018 and 2019). Until this season, they were the only Big 12 program to qualify for the CFP.

► Oklahoma is tied for the national lead with five No. 1 overall NFL Draft picks. OU has produced three No. 1 overall picks in the last 13 years alone. No other school has produced more than one during that period.

SOONERS SIXTH IN ALL-TIME WINS


PROGRAM	RECORD
1. Michigan	989-352-36
2. Ohio State	953-330-53
3. Alabama	952-334-43
4. Notre Dame	937-335-42
5. Texas	936-389-33
6. Oklahoma	934-337-53
7. Penn State	919-406-42
8. Nebraska	912-417-40
9. USC	867-363-54
10. Tennessee	866-410-53

MOST CONFERENCE TITLES

Oklahoma leads all of college football with its 50 conference championships.

PROGRAM	TITLES
Oklahoma	50
Nebraska	46
Michigan	44
Ohio State	39
USC	37

GAYLORD FAMILY OKLAHOMA MEMORIAL STADIUM



OU's \$160 million stadium renovation and modernization project bowled in the south end of the facility and added premium seating and a 62-foot-by-38-foot video board.

OKLAHOMA'S PALACE ON THE PRAIRIE

► Gaylord Family — Oklahoma Memorial Stadium, one of America's most recognized college football cathedrals, is hosting football games for the 100th year this season. Situated on the east side of the Norman campus, this historical facility is the largest sports arena in the state and ranks among the 18 largest on-campus facilities in the nation.

► In 1921, University of Oklahoma students started a movement for construction of a student union. By 1925, the idea had grown to include a combined football stadium/student union. In the original architect's drawings, the north end of the proposed structure was strikingly similar to the present Oklahoma Memorial Union, which eventually was constructed separately when head coach and athletics director Bennie Owen suggested it would be best to raise funds for a union and a stadium.

► The field is named Owen Field after Owen, who became a charter member of the National Football Hall of Fame. The first game played at the site took place Oct. 20, 1923 (a 63-7 win over Washington, Mo.).

► In 1925, the first contest was played in front of the new stands on the west side of the field. The 16,000-seat Oklahoma Memorial Stadium, named in honor of University personnel who died in World War I, was erected at a cost of approximately \$293,000.

► Expansions increased the stadium's capacity to 32,000 (1929), 55,000 (1949), 61,836 (1957), 71,187 (1975), 75,004 (1980), 72,765 (1998), 82,112 (2003) and 83,489 (2016). With last year's widening of aisles and some seats, capacity dropped to 80,126.

► In July, 1970 the original natural grass surface was removed and artificial turf was installed. That tartan turf was replaced with super turf before the 1981 season. Owen Field returned to grass in 1994.

RECENT RENOVATION

► The OU Board of Regents approved a proposal from OU Athletics on June 25, 2014, to proceed with the development of plans and projects for a major renovation and modernization of the stadium at an estimated cost of \$160 million. The project was carried out entirely from Athletics Department-generated capital funds, bond funds and other private sources.

► The first phase of the building project was completed prior to the 2016 home opener with a focus on the south end zone. The most visible aspect is a completed south end zone seating bowl, a feature that initially increased the seating capacity to 83,489. The addition of handrails and some seat and aisle widening in 2019 reduced capacity to 80,126.

► The seating bowl features an expanded concourse, additional restrooms and concessions, and other amenities. The new structure features 22 suites, 60 open-air loge boxes and 1,976 club seats. Club patrons also benefit from two new clubs.

► Among the most unique features of the new south end zone facility are a pair of open-air fan plazas, one each in the southwest and southeast corners. They each measure at slightly more than 3,000 square feet each and feature a view directly to the game field.

► All student-athlete services in the new building were moved to the ground floor. That space, completed this past summer, includes a new locker room, strength and conditioning area, training room, nutrition center, meeting rooms and the equipment operation. The third floor of the building houses all of the football offices and the team's video department.

► The weight room nearly tripled in size to 26,600 square feet and includes a 70-yard turfed, indoor speed and agility training area. The athletic training room also grew substantially to nearly 10,000 square feet.

► A significantly larger and more detailed video board has replaced the old video board above the north end zone for 2018. The new board is 62 feet x 38 feet (2,356 square feet).

STADIUM QUICK FACTS

First Game:	Oct. 20, 1923
Result:	OU 63, Washington (Mo.) 7
OU's Stadium Record:	415-90-16 (.812)
Field Name:	Owen Field
Capacity:	80,126
Surface:	Natural Grass
Record Crowd:	88,308 (11/11/17 vs. TCU)

OU'S STADIUM BESTS

INDIVIDUAL

Rushing Yards:	427, Samaje Perine vs. Kansas, 2014
Passing Yards:	500, Landry Jones vs. Okla. State, 2012
Receiving Yards:	208, Ryan Broyles vs. Colorado, 2010
Tackles:	28, Kenneth Murray vs. Army, 2018
Interceptions:	3 (three players)
Sacks:	5, Cedric Jones vs. Texas Tech, 1994

TEAM

Rushing Yards:	768 vs. Kansas State, 1988
Passing Yards:	512 vs. Oklahoma State, 2012
Total Yards:	829 vs. Kansas State, 1988
Points:	79 vs. North Texas, 2007
First Downs:	44 vs. Oklahoma State, 2012



BRENT VENABLES

**NAMED OU'S 23RD HEAD COACH DEC. 5, 2021 • FORMER K-STATE/OKLAHOMA/CLEMSON ASSISTANT
THREE NATIONAL CHAMPIONSHIPS (ONE WITH OKLAHOMA, TWO WITH CLEMSON)
EIGHT NATIONAL CHAMPIONSHIP GAME APPEARANCES • COACHED IN 32 BOWL GAMES
13 CONFERENCE CHAMPIONSHIPS • THREE-TIME BROYLES AWARD FINALIST (2016 WINNER)**

A former 13-year University of Oklahoma assistant coach who won a national championship with the Sooners and two more with Clemson University during an ultra-successful 10-year stint as defensive coordinator, Brent Venables was named OU's 23rd head football coach Dec. 5, 2021.

The 51-year-old Venables served as co-defensive coordinator and linebackers coach at Oklahoma from 1999-2003 and as associate head coach, defensive coordinator and linebackers coach from 2004-11 under former head coach Bob Stoops. Venables has coached in eight national championship games between his time at OU and Clemson, winning titles with the Sooners in 2000 and Tigers in 2016 and 2018. In 26 years as a full-time assistant coach, Venables' teams posted 26 winning seasons, won 13 conference titles, went to 30 bowl games (includes four College Football Playoff National Championship games) and won at least 10 games 22 times.

Since joining Clemson prior to the 2012 season, Venables constructed one of the nation's top defenses. Over the last 10 years, the Tigers ranked first nationally in sacks (445; next most was 392), tackles for loss (1,159) and opponent third-down conversion percentage (30.2%), second in opponent pass efficiency rating (111.1) and takeaways (244; tied), third in scoring defense (17.8 ppg) and opponent completion percentage (53.3), fourth in total defense (311.4 ypg) and pass defense (190.5 ypg), fifth in interceptions (148) and sixth in rushing defense (120.9 ypg). They won conference titles each year from 2015-20.

Since 2000, Venables has coached eight national award winners and 18 consensus All-Americans. In that time, 57 defensive players under his guidance have been selected in the NFL Draft (12 first-rounders), including 15 linebackers, two of whom were first-round picks.

As a defensive coordinator and linebackers coach, Venables has produced winners of three Butkus Awards (OU's Rocky Calmus in 2001 and Teddy Lehman in 2003, and CU's Isaiah Simmons in 2019), two Nagurski Awards (OU's Roy Williams in 2001 and Derrick Strait in 2003), two Thorpe Awards (Williams in 2001 and Strait in 2003) and one Bednarik Award (Lehman in 2003). And in 2018, Clemson defensive tackle Christian Wilkins was the school's first winner of William V. Campbell Trophy, known as the "Academic Heisman."

Venables has received national accolades for his coaching and recruiting. He received the Frank Broyles Award in 2016 as the nation's top assistant coach after being named a finalist in 2015. He was named FootballScoop's Defensive Coordinator of the Year in 2014 and Rivals.com's Recruiter of the Year in 2015.

Venables' defensive units have been remarkably consistent over the last decade. Each of the last eight Clemson defenses have ranked in the top 15 nationally in yards allowed and seven of the last eight have ranked in the top 20 in points allowed. Over the last eight years, his units have ranked first (in 2014), 10th, eighth, fourth, fifth, sixth, 15th and ninth (last season) in total defense. Additionally, his units ranked first or second in the ACC in total defense each of the last eight years (ranked first in six of those seasons).

Under Venables' tutelage this year, Clemson ranks second nationally in scoring defense (15.0 ppg) and red zone defense (62.1 conversion percentage), fourth in sacks (3.4 per game), eighth in rushing defense (98.8 ypg) and ninth in total defense (308.4 ypg).

THE VENABLES FILE

Hometown.....Salina, Kan.
High School.....Salina South, 1989
College.....Kansas State, 1992
Family.....Wife, Julie
.....Sons, Jake and Tyler
.....Daughters, Laney and Addie

AS AN ASSISTANT COACH

Years.....26
Combined Record.....290-57
Conference Championships.....13
National Championships.....3
National Championship Game Appearances.....8

Venables' 2020 Clemson defense tied for the national lead with 46 sacks, despite no player producing more than 4.5 sacks individually. His 2019 unit allowed fewer than 300 yards of total offense in each of its first 12 games of the season, the first defense nationally since at least 1996 to accomplish that feat. Clemson held 16 straight opponents to 20 or fewer points across the 2018-19 seasons, the best streak at the school since the 1937-40 seasons.

Clemson's 2018 squad led the nation in scoring defense (13.1 ppg) for the first time in school history and set a program record by recording 54 sacks.

Venables' Clemson defenses have ranked among the top 10 nationally in sacks each year since 2014 and ranked in the top 10 in tackles for loss from 2013-20. The units led the nation in TFLs every year from 2013-16. The Tigers also ranked among the top 50 nationally in takeaways in each of his 10 seasons.

From 1999-2011, Venables helped Oklahoma to the 2000 national championship, three other national championship game appearances (2003, '04 and '08) and seven Big 12 titles. He was a finalist for the Broyles Award in 2006 when OU led the Big 12 in total defense and scoring defense.

Oklahoma linebackers under Venables' direction earned three Big 12 Defensive Player of the Year awards, five Big 12 Defensive Newcomer of the Year accolades and six first-team All-America honors. Ten of his OU linebackers — and 31 defensive players overall — were taken in the 2000-12 NFL Drafts.

While Venables was at Oklahoma, the Sooners ranked among the top 16 nationally in total defense eight times (including each year from 2000-06) and among the top 20 in scoring defense eight times. OU led the Big 12 in scoring defense on four occasions (2000, '04, '06, '11) and topped the league in total defense three times (2003, '04, '06).

Prior to joining Stoops' first staff at Oklahoma, Venables coached linebackers at Kansas State (1996-98), holding the title of defensive running game coordinator in 1998, and served as a graduate assistant at K-State under Bill Snyder from 1993-95.

As a player at Kansas State (1991-92), Venables earned honorable mention All-Big Eight honors in 1992 after registering 124 tackles. He began his collegiate career at Garden City (Kan.) Community College (1989-90), where he earned All-America honors after recording 276 tackles.

A native of Salina, Kan., Venables received his bachelor's degree in political science from Kansas State in 1992. He and his wife Julie have four children: sons Jake and Tyler and daughters Laney and Addie.

COACHING HISTORY

2022: Oklahoma
Head Coach
2018-21: Clemson
Associate Head Coach, Defensive Coordinator, Linebackers
2012-17: Clemson
Defensive Coordinator, Linebackers
2004-11: Oklahoma
Associate Head Coach, Defensive Coordinator, Linebackers
1999-03: Oklahoma
Co-Defensive Coordinator, Linebackers
1998: Kansas State
Linebackers/Defensive Run Game Coord.
1996-97: Kansas State
Linebackers
1993-95: Kansas State
Graduate Assistant

BOWLS COACHED (33)

Year	Bowl	School
2022	Cheez-It	Oklahoma
2020	Sugar (CFP)	Clemson
2019	CFP NCG	Clemson
2019	Fiesta (CFP)	Clemson
2018	CFP NCG	Clemson
2018	Cotton (CFP)	Clemson
2017	Sugar (CFP)	Clemson
2016	CFP NCG	Clemson
2016	Fiesta (CFP)	Clemson
2015	CFP NCG	Clemson
2015	Orange (CFP)	Clemson
2014	Russell Athletic	Clemson
2013	Orange	Clemson
2012	Chick-fil-A	Clemson
2011	Insight	Oklahoma
2010	Fiesta	Oklahoma
2009	Sun	Oklahoma
2008	BCS NCG	Oklahoma
2007	Fiesta	Oklahoma
2006	Fiesta	Oklahoma
2005	Holiday	Oklahoma
2004	Orange (BCS NCG)	Oklahoma
2003	Sugar (BCS NCG)	Oklahoma
2002	Rose	Oklahoma
2001	Cotton	Oklahoma
2000	Orange (BCS NCG)	Oklahoma
1999	Independence	Oklahoma
1998	Alamo	Kansas State
1997	Fiesta	Kansas State
1996	Cotton	Kansas State
1995	Holiday	Kansas State
1994	Aloha	Kansas State
1993	Copper	Kansas State

OKLAHOMA COACHING STAFF



Brent Venables
Head Coach



Jeff Lebby (Press Box)
Offensive Coordinator/
Quarterbacks



Ted Roof (Press Box)
Defensive Coordinator/
Linebackers



Todd Bates (Field)
Associate Head Coach/Co-De-
fensive Coord./Run Defense/
Defensive Tackles



Bill Bedenbaugh (Field)
Offensive Line



Miguel Chavis (Field)
Defensive Ends



Joe Jon Finley (Field)
Tight Ends



Brandon Hall (Field)
Safeties



DeMarco Murray (Field)
Running Backs



Jay Valai (Field)
Co-Defensive Coordinator/
Pass Defense/Cornerbacks and
Nickelbacks



L'Damian Washington (Field)
Wide Receivers (Interim)



Jerry Schmidt
Director of Sports
Enhancement and Strength
and Conditioning

No.	Player	Pos.	Ht.	Wt.	Yr.	Hometown (Previous School)
0	Woodi Washington**	DB	5-11	196	R-Jr.	Murfreesboro, Tenn. (Oakland HS)
1	Jayden Gibson	WR	6-5	195	Fr.	Winter Garden, Fla. (West Orange HS)
2	Jovantae Barnes	RB	6-0	200	Fr.	Las Vegas, Nev. (Desert Pines HS)
2	David Ugwoegbu***	LB	6-4	250	Sr.	Katy, Texas (Seven Lakes HS)
3	Jalil Farooq*	WR	6-1	203	So.	Lanham, Md. (Dr. Henry A. Wise Jr. HS)
3	Robert Spears-Jennings	DB	6-1	208	Fr.	Broken Arrow, Okla. (Broken Arrow HS)
4	Nic Anderson	WR	6-4	200	Fr.	Katy, Texas (Katy HS)
4	Jaden Davis***	DB	5-10	183	Fr.	Fort Lauderdale, Fla. (St. Thomas Aquinas HS)
5	Micah Bowns	QB	5-11	190	R-So.	Las Vegas, Nev. (Penn State University)
5	Billy Bowman*	DB	5-10	190	So.	Denton, Texas (Ryan HS)
6	LV Bunkley-Shelton	WR	5-11	195	R-So.	Compton, Calif. (Arizona State University)
6	Trey Morrison	DB	5-9	188	Sr.	Norcross, Ga. (University of North Carolina)
7	Jaren Kanak	LB	6-2	225	Fr.	Hays, Kan. (Hays HS)
8	Dillon Gabriel	QB	5-11	203	R-Jr.	Milliani, Hawai'i (UCF)
8	Jonah Laulu	DL	6-5	265	R-Sr.	Las Vegas, Nev. (University of Hawai'i)
9	Brayden Willis****	TE	6-4	240	Sr.	Arlington, Texas (James Martin HS)
10	Kip Lewis	LB	6-1	201	Fr.	Carthage, Texas (Carthage HS)
11	Davis Beville	QB	6-6	225	R-Jr.	Greenville, S.C. (University of Pittsburgh)
11	Kobie McKinzie	LB	6-2	238	Fr.	Lubbock, Texas (Lubbock-Cooper HS)
12	Key Lawrence*	DB	6-1	210	Jr.	Nashville, Tenn. (University of Tennessee)
12	Drake Stoops***	WR	5-10	190	R-Sr.	Norman, Okla. (Norman North HS)
13	J.J. Hester	WR	6-4	200	R-So.	Tulsa, Okla. (University of Missouri)
13	Shane Whitter**	LB	6-0	225	Jr.	Burlington, N.C. (Walter M. Williams HS)
14	General Booty	QB	6-2	190	So.	Allen, Texas (Tyler Junior College)
14	Reggie Grimes**	DL	6-4	270	Jr.	Antioch, Tenn. (Ravenwood HS)
16	Jamarrien Burt	DB	6-0	185	Fr.	Ocala, Fla. (Forest HS)
17	Diamond Harmon*	DB	6-0	180	So.	Richmond, Va. (Highland Springs HS)
17	Marvin Mims Jr.**	WR	5-11	182	Jr.	Frisco, Texas (Lone Star HS)
18	Kaden Helms	TE	6-5	225	Fr.	Bellevue, Neb. (Bellevue West HS)
19	Ralph Rucker	QB	6-0	207	R-Fr.	Lucas, Texas (Lovejoy HS)
19	Maureese Wren	DL	6-3	245	R-Sr.	Mesquite, Texas (Texas State University)
21	Bentavious Thompson	RB	6-0	190	R-Sr.	Miami, Fla. (UCF)
22	C.J. Coldon	DB	5-11	179	R-Sr.	Belleville, Ill. (University of Wyoming)
22	Daniel Parker	TE	6-2	245	Sr.	Kansas City, Mo. (University of Missouri)
23	Emeka Megwa	RB	6-0	207	R-Fr.	Fort Worth, Texas (University of Washington)
23	DaShaun White****	LB	6-0	222	Sr.	North Richland Hills, Texas (Richland HS)
24	Marcus Major**	RB	6-0	225	R-Jr.	Oklahoma City, Okla. (Millwood HS)
24	Justin Williams	DB	6-0	170	Fr.	Tulsa, Okla. (Booker T. Washington HS)
25	Justin Broiles****	DB	5-11	195	R-Sr.	Oklahoma City, Okla. (John Marshall HS)
25	Jaden Knowles*	RB	5-8	195	R-Sr.	Kennedale, Texas (Southwestern Okla. State Univ.)
26	Kani Walker	DB	6-2	205	R-Fr.	Suwanee, Ga. (University of Louisville)
27	Jayden Rowe	DB	6-2	211	Fr.	Tulsa, Okla. (Union HS)
27	Gavin Sawchuk	RB	5-11	187	Fr.	Littleton, Colo. (Valor Christian HS)
28	Danny Stutsman*	LB	6-4	240	So.	Windermere, Fla. (Foundation Academy)
29	Tawee Walker	RB	5-9	217	So.	Peoria, Ariz. (Palomar College [Calif.])
32	R Mason Thomas	DL	6-2	222	Fr.	Fort Lauderdale, Fla. (Cardinal Gibbons HS)
33	Marcus Stripling***	DL	6-3	245	Sr.	Houston, Texas (Mayde Creek HS)
34	Zach Schmit	K/P	5-10	185	R-So.	Oklahoma City, Okla. (Bishop McGuinness HS)
36	Josh Plaster	K/P	6-0	190	R-Jr.	Flower Mound, Texas (Arizona State Univ.)
36	Ty Taylor	CB	5-11	180	R-Sr.	La Marque, Texas (Abilene Christian University)
37	Justin Harrington	DB	6-3	215	R-Sr.	Raleigh, N.C. (Bakersfield [Calif.] College)
37	Michael Turk*	P	6-0	231	R-Sr.	Dallas, Texas (Arizona State University)
38	Owen Heinecke	DB	6-2	202	R-Fr.	Tulsa, Okla. (Ohio State University)
39	Peter Schuh	DB	5-7	182	Fr.	Montvale, N.J. (St. Joseph Regional HS)
40	Ethan Downs*	DL	6-4	260	So.	Weatherford, Okla. (Weatherford HS)
41	Jake McCoy**	LB	6-3	228	R-Jr.	Edmond, Okla. (Edmond North HS)
43	Ryan Peoples	DB	5-11	187	R-Sr.	Norman, Okla. (Oklahoma City CC)
44	Kelvin Gilliam	DL	6-3	293	R-Fr.	Richmond, Va. (Highland Springs HS)
46	Gavin Marshall	K	6-1	195	Fr.	Frisco, Texas (Frisco HS)
46	Gabriel McDaniel	DB	5-10	165	R-So.	Nashville, Tenn. (Middle Tennessee State Univ.)
47	Brady Braun	P	6-0	235	Fr.	Indianapolis, Ind. (Bishop Chatard HS)
48	Eric Windham	DB	5-10	190	R-Jr.	Southlake, Texas (Carroll Senior HS)
49	Pierce Hudgens	DB	6-1	200	R-So.	Flower Mound, Texas (Flower Mound HS)
50	Ben Anderson	LS	6-5	240	Fr.	Charlotte, N.C. (Charlotte Latin School)
51	Kasey Kelleher****	LS	5-11	230	R-Sr.	Peninsula, Ohio (Woodridge HS)
55	Aaryn Parks	OL	6-4	300	R-So.	Seat Pleasant, Md. (National Christian Academy)
56	Gracen Halton	DL	6-2	277	Fr.	San Diego, Calif. (St. Augustine HS)
56	Chris Murray**	OL	6-2	308	Sr.	Palmdale, Calif. (UCLA)
57	Gunnar Allen	OL	6-0	295	Fr.	Aledo, Texas (Aledo HS)
58	Ethan Lane	LS	5-11	230	R-So.	Dallas, Texas (Jesus College Prep. School of Dallas)
59	Savion Byrd	OL	6-5	310	R-Fr.	Cedar Hill, Texas (Duncanville HS)
60	Tyler Guyton	OL	6-7	320	R-So.	Manor, Texas (TCU)
63	Kyle Ergenbright	OL	6-5	305	R-Sr.	Midwest City, Okla. (Univ. of Northern Colorado)

No.	Player	Pos.	Ht.	Wt.	Yr.	Hometown (Previous School)
66	Robert Congel*	OL	6-4	322	R-Sr.	Greenwood Village, Colo. (Univ. of Arizona)
69	Nate Anderson	OL	6-4	292	R-So.	Frisco, Texas (Rick Reedy HS)
70	Brey Walker***	OL	6-7	355	R-Sr.	Moore, Okla. (Westmoore HS)
72	McKade Mettauer	OL	6-4	310	R-Jr.	The Woodlands, Texas (University of California)
73	Andrew Raym**	OL	6-4	305	Jr.	Broken Arrow, Okla. (Broken Arrow HS)
74	Marcus Alexander	OL	6-4	325	R-Jr.	Sunnyvale, Texas (Sunnyvale HS)
75	Cullen Montgomery	OL	6-4	330	R-Fr.	Pearland, Texas (Episcopal HS)
76	Jacob Sexton	OL	6-6	312	Fr.	Edmond, Okla. (Deer Creek HS)
77	Jeffery Johnson	DL	6-2	305	Sr.	Brookhaven, Miss. (Tulane University)
78	Marcus Hicks	OL	6-6	302	R-Jr.	Wichita, Kan. (Northwest HS)
79	Jake Taylor	OL	6-6	300	Fr.	Las Vegas, Nev. (Bishop Gorman HS)
81	D.J. Graham**	WR	6-0	190	Jr.	Fort Worth, Texas (Keller Central HS)
82	Gavin Freeman	WR	5-8	173	Fr.	Oklahoma City, Okla. (Heritage Hall HS)
83	Major Melson	WR	5-10	180	R-So.	Mansfield, Texas (Legacy HS)
84	Carsten Groos	TE	6-4	240	R-So.	Austin, Texas (Anderson HS)
87	Jason Llewellyn	TE	6-5	250	Fr.	Aledo, Texas (Aledo HS)
88	Dallas Dudley	WR	6-2	190	Fr.	Flower Mound, Texas (Marcus HS)
88	Jordan Kelley**	DL	6-4	288	R-Sr.	Tulsa, Okla. (Union HS)
89	Damon Smith*	WR	6-1	198	R-Jr.	Keller, Texas (Keller HS)
90	Josh Ellison**	DL	6-3	300	Sr.	College Station, Texas (Blinn College)
92	Kori Roberson**	DL	6-3	285	R-Jr.	Houston, Texas (Manvel HS)
93	Reed Lindsey	DL	6-4	268	R-Jr.	Clinton, Okla. (Clinton HS)
94	Isaiah Coe*	DL	6-2	305	R-Jr.	Homewood, Ill. (Iowa Western CC)
98	Hayden Bray	DL	6-4	265	R-Fr.	Austin, Texas (Westlake HS)

PRONUNCIATION GUIDE

Jovantae Barnes	jo-VON-tay	Jason Llewellyn	loo-WELL-in
Davis Beville	BEV-ull	McKade Mettauer	meh-TAW-yer
Savion Byrd	SAY-vee-ahn	Andrew Raym	RAIM
Robert Congel	CON-jull	Kori Roberson	RO-ber-son
Jalil Farooq	juh-LIL fuh-RUKE	Peter Schuh	SHOO
Carsten Groos	same as the word "gross"	Danny Stutsman	STUHTS-min
Diamond Harmon	DAY-mond	David Ugwoegbu	uh-GWAY-boo
Jaren Kanak	JAIR-in CAN-ick	Kani Walker	kuh-NAI
Kasey Kelleher	KELL-uh-her	Tawee Walker	TAH-wee
Jonah Laulu	lah-OO-loo		

* Indicates number of letters earned at Oklahoma
^ Indicates "super senior" (was also a senior in 2021)
Last updated Dec. 9, 2022
Weights as of Aug. 17, 2022

No.	Player	Pos.	Ht.	Wt.	Yr.	Hometown (Previous School)
74	Marcus Alexander	OL	6-4	325	R-Jr.	Sunnyvale, Texas (Sunnyvale HS)
57	Gunnar Allen	OL	6-0	295	Fr.	Aledo, Texas (Aledo HS)
50	Ben Anderson	LS	6-5	240	Fr.	Charlotte, N.C. (Charlotte Latin School)
69	Nate Anderson	OL	6-4	292	R-So.	Frisco, Texas (Rick Reedy HS)
4	Nic Anderson	WR	6-4	200	Fr.	Katy, Texas (Katy HS)
2	Jovantae Barnes	RB	6-0	200	Fr.	Las Vegas, Nev. (Desert Pines HS)
11	Davis Beville	QB	6-6	225	R-Jr.	Greenville, S.C. (University of Pittsburgh)
14	General Booty	QB	6-2	190	So.	Allen, Texas (Tyler Junior College)
5	Micah Bowns	QB	5-11	190	R-So.	Las Vegas, Nev. (Penn State University)
5	Billy Bowman*	DB	5-10	190	So.	Denton, Texas (Ryan HS)
47	Brady Bray	P	6-0	235	Fr.	Indianapolis, Ind. (Bishop Chatard HS)
98	Hayden Bray	DL	6-4	265	R-Fr.	Austin, Texas (Westlake HS)
25	Justin Broiles***	DB	5-11	195	R-Sr.^\	Oklahoma City, Okla. (John Marshall HS)
6	LV Bunkley-Shelton	WR	5-11	195	R-So.	Compton, Calif. (Arizona State University)
16	Jamarrien Burt	DB	6-0	185	Fr.	Ocala, Fla. (Forest HS)
59	Savion Byrd	OL	6-5	310	R-Fr.	Cedar Hill, Texas (Duncanville HS)
94	Isaiah Coe*	DL	6-2	305	R-Jr.	Homewood, Ill. (Iowa Western CC)
22	C.J. Coldon	DB	5-11	185	R-Sr.	Belleville, Ill. (University of Wyoming)
66	Robert Congel*	OL	6-4	322	R-Sr.^\	Greenwood Village, Colo. (Univ. of Arizona)
4	Jaden Davis***	DB	5-10	183	Sr.	Fort Lauderdale, Fla. (St. Thomas Aquinas HS)
40	Ethan Downs*	DL	6-4	260	So.	Weatherford, Okla. (Weatherford HS)
88	Dallas Dudley	WR	6-2	190	Fr.	Flower Mound, Texas (Marcus HS)
90	Josh Ellison**	DL	6-3	300	Sr.	College Station, Texas (Blinn College)
63	Kyle Ergenbright	OL	6-5	305	R-Sr.^\	Midwest City, Okla. (Univ. of Northern Colorado)
3	Jalil Farooq*	WR	6-1	203	So.	Lanham, Md. (Dr. Henry A. Wise Jr. HS)
82	Gavin Freeman	WR	5-8	173	Fr.	Oklahoma City, Okla. (Heritage Hall HS)
8	Dillon Gabriel	QB	5-11	203	R-Jr.	Millilani, Hawai'i (UCF)
1	Jayden Gibson	WR	6-5	195	Fr.	Winter Garden, Fla. (West Orange HS)
44	Kelvin Gilliam	DL	6-3	293	R-Fr.	Richmond, Va. (Highland Springs HS)
81	D.J. Graham**	WR	6-0	190	Jr.	Fort Worth, Texas (Keller Central HS)
14	Reggie Grimes**	DL	6-4	270	Jr.	Antioch, Tenn. (Ravenwood HS)
84	Carsten Groos	TE	6-4	240	R-So.	Austin, Texas (Anderson HS)
60	Tyler Guyton	OL	6-7	320	R-So.	Manor, Texas (TCU)
56	Gracen Halton	DL	6-2	277	Fr.	San Diego, Calif. (St. Augustine HS)
17	Diamond Harmon*	DB	6-0	180	So.	Richmond, Va. (Highland Springs HS)
37	Justin Harrington	DB	6-3	215	R-Sr.	Raleigh, N.C. (Bakersfield [Calif.] College)
38	Owen Heinecke	DB	6-2	202	R-Fr.	Tulsa, Okla. (Ohio State University)
18	Kaden Helms	TE	6-5	225	Fr.	Bellevue, Neb. (Bellevue West HS)
13	J.J. Hester	WR	6-4	200	R-So.	Tulsa, Okla. (University of Missouri)
78	Marcus Hicks	OL	6-6	302	R-Jr.	Wichita, Kan. (Northwest HS)
49	Pierce Hudgens	DB	6-1	200	R-So.	Flower Mound, Texas (Flower Mound HS)
77	Jeffery Johnson	DL	6-2	305	Sr.^\	Brookhaven, Miss. (Tulane University)
7	Jaren Kanak	LB	6-2	225	Fr.	Hays, Kan. (Hays HS)
51	Kasey Kelleher****	LS	5-11	230	R-Sr.^\	Peninsula, Ohio (Woodridge HS)
88	Jordan Kelley**	DL	6-4	288	R-Sr.	Tulsa, Okla. (Union HS)
25	Jaden Knowles*	RB	5-8	195	R-Sr.	Kennedale, Texas (Southwestern Okla. State Univ.)
58	Ethan Lane	LS	5-11	230	R-So.	Dallas, Texas (Jesuit College Prep. School of Dallas)
8	Jonah Lualu	DL	6-5	265	R-Sr.	Las Vegas, Nev. (University of Hawai'i)
12	Key Lawrence*	DB	6-1	210	Jr.	Nashville, Tenn. (University of Tennessee)
10	Kip Lewis	LB	6-1	201	Fr.	Carthage, Texas (Carthage HS)
93	Reed Lindsey	DL	6-4	268	R-Jr.	Clinton, Okla. (Clinton HS)
87	Jason Llewellyn	TE	6-5	250	Fr.	Aledo, Texas (Aledo HS)
24	Marcus Major**	RB	6-0	220	R-Jr.	Oklahoma City, Okla. (Millwood HS)
46	Gavin Marshall	K	6-1	195	Fr.	Frisco, Texas (Frisco HS)
41	Jake McCoy**	LB	6-3	228	R-Jr.	Edmond, Okla. (Edmond North HS)
46	Gabriel McDaniel	DB	5-10	165	R-So.	Nashville, Tenn. (Middle Tennessee State Univ.)
11	Kobie McKinzie	LB	6-2	238	Fr.	Lubbock, Texas (Lubbock-Cooper HS)
23	Emeka Megwa	RB	6-0	207	R-Fr.	Fort Worth, Texas (University of Washington)
83	Major Melson	WR	5-10	180	R-So.	Mansfield, Texas (Legacy HS)
72	McKade Mettauer	OL	6-4	310	R-Jr.	The Woodlands, Texas (University of California)
17	Marvin Mims Jr.**	WR	5-11	182	Jr.	Frisco, Texas (Lone Star HS)
75	Cullen Montgomery	OL	6-4	330	R-Fr.	Pearland, Texas (Episcopal HS)
6	Trey Morrison	DB	5-9	188	Sr.^\	Norcross, Ga. (University of North Carolina)
56	Chris Murray**	OL	6-2	308	Sr.^\	Palmdale, Calif. (UCLA)
22	Daniel Parker	TE	6-2	245	Sr.^\	Kansas City, Mo. (University of Missouri)
55	Aaryn Parks	OL	6-4	300	R-So.	Seat Pleasant, Md. (National Christian Academy)
43	Ryan Peoples	DB	5-11	187	R-Sr.	Norman, Okla. (Oklahoma City CC)
36	Josh Plaster	K/P	6-0	190	R-Jr.	Flower Mound, Texas (Arizona State Univ.)
73	Andrew Raym**	OL	6-4	305	Jr.	Broken Arrow, Okla. (Broken Arrow HS)
92	Kori Roberson**	DL	6-3	285	R-Jr.	Houston, Texas (Manvel HS)
27	Jayden Rowe	DB	6-2	211	Fr.	Tulsa, Okla. (Union HS)
19	Ralph Rucker	QB	6-0	207	R-Fr.	Lucas, Texas (Lovejoy HS)
27	Gavin Sawchuk	RB	5-11	187	Fr.	Littleton, Colo. (Valor Christian HS)

No.	Player	Pos.	Ht.	Wt.	Yr.	Hometown (Previous School)
34	Zach Schmit	K/P	5-10	185	R-So.	Oklahoma City, Okla. (Bishop McGuinness HS)
39	Peter Schuh	DB	5-7	182	Fr.	Montvale, N.J. (St. Joseph Regional HS)
76	Jacob Sexton	OL	6-6	312	Fr.	Edmond, Okla. (Deer Creek HS)
89	Damon Smith*	WR	6-1	198	R-Jr.	Keller, Texas (Keller HS)
3	Robert Spears-Jennings	DB	6-1	208	Fr.	Broken Arrow, Okla. (Broken Arrow HS)
12	Drake Stoops***	WR	5-10	190	R-Sr.	Norman, Okla. (Norman North HS)
33	Marcus Stripling***	DL	6-3	245	Sr.	Houston, Texas (Mayde Creek HS)
28	Danny Stutsman*	LB	6-4	240	So.	Windermere, Fla. (Foundation Academy)
79	Jake Taylor	OL	6-6	300	Fr.	Las Vegas, Nev. (Bishop Gorman HS)
36	Ty Taylor	DB	5-11	180	R-Sr.	La Marque, Texas (Abilene Christian University)
32	R Mason Thomas	DL	6-2	222	Fr.	Fort Lauderdale, Fla. (Cardinal Gibbons HS)
21	Bentavious Thompson	RB	6-0	190	R-Sr.^\	Miami, Fla. (UCF)
37	Michael Turk*	P	6-0	231	R-Sr.^\	Dallas, Texas (Arizona State University)
2	David Ugwoegbu***	LB	6-4	250	Sr.	Katy, Texas (Seven Lakes HS)
70	Brey Walker***	OL	6-7	355	R-Sr.	Moore, Okla. (Westmoore HS)
26	Kani Walker	DB	6-2	205	R-Fr.	Suwanee, Ga. (University of Louisville)
29	Tawee Walker	RB	5-9	217	So.	Peoria, Ariz. (Palomar College [Calif.])
0	Woodi Washington**	DB	5-11	196	R-Jr.	Murfreesboro, Tenn. (Oakland HS)
23	DaShaun White****	LB	6-0	222	Sr.^\	North Richland Hills, Texas (Richland HS)
13	Shane Whitter**	LB	6-0	225	Jr.	Burlington, N.C. (Walter M. Williams HS)
24	Gentry Williams	DB	6-0	175	Fr.	Tulsa, Okla. (Booker T. Washington HS)
9	Brayden Willis****	TE	6-4	240	Sr.^\	Arlington, Texas (James Martin HS)
48	Eric Windham	DB	5-10	190	R-Jr.	Southlake, Texas (Carroll Senior HS)
19	Maureese Wren	DL	6-3	245	R-Sr.	Mesquite, Texas (Texas State University)

COACHING STAFF

<i>Brent Venables</i>	<i>Head Coach</i>
<i>Jeff Leiby</i>	<i>Offensive Coordinator/Quarterbacks</i>
<i>Ted Roof</i>	<i>Defensive Coordinator/Linebackers</i>
<i>Todd Bates</i>	<i>Associate Head Coach/Co-Def. Coord./Run Defense/Defensive Tackles</i>
<i>Bill Bedenbaugh (BEE-din-bo)</i>	<i>Offensive Line</i>
<i>Miguel Chavis (CHAY-viss)</i>	<i>Defensive Ends</i>
<i>Joe Jon Finley</i>	<i>Tight Ends</i>
<i>Brandon Hall</i>	<i>Safeties</i>
<i>DeMarco Murray</i>	<i>Running Backs</i>
<i>Jay Valai (vuh-LIE)</i>	<i>Co-Def. Coord./Pass Defense/Cornerbacks and Nickelbacks</i>
<i>L'Damian Washington</i>	<i>Wide Receivers (Interim)</i>

* Indicates number of letters earned at Oklahoma
 ^ Indicates "super senior" (was also a senior in 2021)
 Last updated Dec. 9, 2022
 Weights as of Aug. 17, 2022

DEPTH CHART

OFFENSE

QB	8	Dillon Gabriel (5-11, 203, R-Jr.)
	11	Davis Beville (6-6, 225, R-Jr.)
	14	General Booty (6-2, 190, So.)
RB	24	Marcus Major (6-0, 220, R-Jr.) OR
	2	Jovantae Barnes (6-0, 200, Fr.)
	29	Tawee Walker (5-9, 217, So.)
TE	9	Brayden Willis (6-4, 240, Sr.ˆ)
	18	Kaden Helms (6-5, 225, Fr.)
	87	Jason Llewellyn (6-5, 250, Fr.)
WR	17	Marvin Mims Jr. (5-11, 182, Jr.)
	1	Jayden Gibson (6-5, 195, Fr.)
LT	76	Jacob Sexton (6-6, 312, Fr.)
	55	Aaryn Parks (6-4, 300, R-So.)
LG	72	McKade Mettauer (6-4, 310, R-Jr.)
	59	Savion Byrd (6-5, 310, R-Fr.) OR
	70	Brey Walker (6-7, 355, R-Sr.)
C	73	Andrew Raym (6-4, 305, Jr.)
	66	Robert Congel (6-4, 322, R-Sr.ˆ)
	69	Nate Anderson (6-4, 292, R-So.)
RG	56	Chris Murray (6-2, 308, Sr.ˆ)
	79	Jake Taylor (6-6, 300, Fr.)
	74	Marcus Alexander (6-4, 325, R-Jr.)
RT	60	Tyler Guyton (6-7, 320, R-So.)
	55	Aaryn Parks (6-4, 300, R-So.)
SLOT	12	Drake Stoops (5-10, 190, R-Sr.)
	6	LV Bunkley-Shelton (5-11, 195, R-So.)
	82	Gavin Freeman (5-8, 173, Fr.)
WR	3	Jalil Farooq (6-1, 203, So.)
	4	Nic Anderson (6-4, 200, Fr.)

DEFENSE

DE	14	Reggie Grimes (6-4, 270, Jr.)
	33	Marcus Stripling (6-3, 245, Sr.) OR
	32	R Mason Thomas (6-2, 222, Fr.)
DT	88	Jordan Kelley (6-4, 288, R-Sr.)
	90	Josh Ellison (6-3, 300, Sr.)
	56	Gracen Halton (6-2, 277, Fr.)
NT	77	Jeffery Johnson (6-2, 305, Sr.ˆ) OR
	94	Isaiah Coe (6-2, 305, R-Jr.)
	44	Kelvin Gilliam (6-3, 293, R-Fr.)
	56	Gracen Halton (6-2, 277, Fr.)
DE	40	Ethan Downs (6-4, 260, So.)
	8	Jonah Lauulu (6-5, 265, R-Sr.) OR
	32	R Mason Thomas (6-2, 222, Fr.)
MIKE	2	David Ugwoegbu (6-4, 250, Sr.)
	41	Jake McCoy (6-3, 228, R-Jr.) OR
	7	Jaren Kanak (6-2, 225, Fr.)
WILL	28	Danny Stutsman (6-4, 240, So.)
	10	Kip Lewis (6-1, 201, Fr.)
CHEETAH	23	DaShaun White (6-0, 222, Sr.ˆ)
	37	Justin Harrington (6-3, 215, R-Sr.)
CB	4	Jaden Davis (5-10, 183, Sr.) OR
	22	C.J. Coldon (5-11, 179, R-Sr.)
SS	5	Billy Bowman (5-10, 190, So.)
	6	Trey Morrison (5-9, 188, Sr.ˆ) OR
	17	Damond Harmon (6-0, 180, So.)
FS	12	Key Lawrence (6-1, 210, Jr.) OR
	25	Justin Broiles (5-11, 195, R-Sr.ˆ)
	3	Robert Spears-Jennings (6-1, 208, Fr.) OR
	17	Damond Harmon (6-0, 180, So.)
CB	0	Woodi Washington (5-11, 196, R-Jr.)
	26	Kani Walker (6-2, 205, R-Fr.)

SPECIALISTS

K	34	Zach Schmit (5-10, 185, R-So.)	PR	17	Marvin Mims Jr. (5-11, 182, Jr.) OR
	46	Gavin Marshall (6-1, 195, Fr.)		12	Drake Stoops (5-10, 190, R-Sr.)
P	37	Michael Turk (6-0, 231, R-Sr.ˆ)	LS	51	Kasey Kelleher (5-11, 230, R-Sr.ˆ)
	36	Josh Plaster (6-0, 190, R-Jr.)		50	Ben Anderson (6-5, 240, Fr.)
KO	34	Zach Schmit (5-10, 185, R-So.)	H	37	Michael Turk (6-0, 231, R-Sr.ˆ)
	46	Gavin Marshall (6-1, 195, Fr.)		36	Josh Plaster (6-0, 190, R-Jr.)
KR	24	Marcus Major (6-0, 225, R-Jr.) OR			
	3	Jalil Farooq (6-1, 203, So.)			
	82	Gavin Freeman (5-8, 173, Fr.)			

2022 PLAYER CAPSULES

#69 OL NATE ANDERSON

An Academic All-Big 12 First Team honoree ... has played in four games ... made appearances at TCU (10/1) and Nebraska (9/17) and vs. Kent State (9/10) and UTEP (9/3).

#4 WR NIC ANDERSON

Saw action vs. Kansas State (9/24) and at TCU (10/1).

#2 RB JOVANTAE BARNES

Has played in 10 games and rushed 89 times for 411 yards (4.6 average) and four touchdowns ... has also caught five passes for 26 yards ... ran the ball six times for 14 yards and caught a pass for five yards at Texas Tech (11/26) ... rushed six times for 59 yards (including a 22-yarder) vs. Oklahoma State (11/19) ... had five carries for 22 yards at West Virginia (11/12) ... rushed a season-high 21 times for 69 yards and two touchdowns vs. Kansas (10/15) ... ran the ball seven times for 24 yards and caught a pair of passes for seven yards vs. Texas (10/8) ... had his most productive game of the season with 18 carries for a career-high 100 yards and two touchdowns, and two receptions for a season-high 14 yards at TCU (10/1) ... carried 13 times for 77 yards (including a season-long 31 yarder) at Nebraska (9/17) ... had nine carries for 21 yards vs. Kent State (9/10) ... saw his first collegiate action with four rushes for 25 yards in the season opener vs. UTEP (9/3).

#11 QB DAVIS BEVILLE

Has played in five games and made one start ... made his first start as a Sooner vs. Texas (10/8) and completed six passes for 38 yards ... entered in second quarter at TCU (10/1) and completed 7 of 16 passes for a season-high 50 yards ... was 2 for 2 passing for 14 yards and rushed three times for 13 yards at Nebraska (9/17) ... also saw action vs. Kent State (9/10) and UTEP (9/3) ... had one carry for four yards vs. UTEP.

#14 QB GENERAL BOOTY

Lone appearance of the season came at TCU (10/1).

#5 DB BILLY BOWMAN

Received All-Big 12 honorable mention recognition from the league's coaches ... has played in 10 games and made eight starts ... sustained a game-ending injury in the first quarter at TCU (10/1) and missed the following two contests vs. Texas (10/8) and Kansas (10/15) ... has totaled 56 tackles, one tackle for loss, two interceptions and five pass breakups ... made six tackles at Texas Tech (11/26) ... made one interception (returned it eight yards) and had five tackles and one PBU vs. Oklahoma State (11/19) ... made seven tackles and one TFL at West Virginia (11/12) in his first start since returning from injury ... had a pair of tackles and registered first career interception vs. Baylor (11/5) ... returned from injury to make two tackles at Iowa State (10/29) ... recorded nine tackles (seven solo) and two PBUs vs. Kansas State (9/24) ... had four tackles at Nebraska (9/17) ... made a career-high 11 stops, and forced and recovered a fumble vs. Kent State (9/10) ... logged nine tackles and two pass breakups in season opener vs. UTEP (9/3).

#25 DB JUSTIN BROILES

One of three 2022 recipients of program's coveted Don Key Award (for excellence on and off the field) ... earned honorable mention All-Big 12 accolades from league's coaches ... an Academic All-Big 12 First Team honoree ... has played in all 12 games and made 11 starts ... ranks fourth on team with 65 tackles and has registered 3.0 tackles for loss, one interception and one PBU ... had six stops at Texas Tech (11/26) ... made five tackles and one TFL vs. Oklahoma State (11/19) ... registered seven tackles at West Virginia (11/12) ... made six stops and recorded 0.5 TFL vs. Baylor (11/5) ... notched an interception and had four tackles and a 0.5 TFL at Iowa State (10/29) ... logged three tackles vs. Kansas (10/15) ... recorded four tackles vs. Texas (10/8) and at TCU (10/1) ... posted his second double-digit tackle performance of the season with 10 (season-high seven solo) vs. Kansas State (9/24) ... tied a career high with 11 tackles and had one TFL vs. Kent State (9/10) ... made four tackles and had one PBU in season opener vs. UTEP (9/3).

#6 WR LV BUNKLEY-SHELTON

Has played in 11 games and has registered two rushes for five yards and one reception for 10 yards ... returned one kickoff for 14 yards and one punt for eight yards ... returned a kickoff for 14 yards vs. Texas (10/8) ... had one rush

for a season-best five yards at TCU (10/1) ... made lone reception of the season for 10 yards at Nebraska (9/17) ... returned a punt for eight yards vs. Kent State (9/10).

#16 DB JAMARRIEN BURT

Has played in three games, primarily on special teams ... has recorded one tackle ... saw action at Texas Tech (11/26) and vs. Oklahoma State (11/19) ... made one tackle at West Virginia (11/12).

#59 OL SAVION BYRD

Has played in nine games, primarily on special teams and in a reserve role on the offensive line ... did not see action vs. Kansas State (9/24), West Virginia (11/12) or Texas Tech (11/26).

#94 DL ISAIAH COE

Has played in 11 games and made five starts ... has totaled 19 tackles, 7.5 TFLs, 1.5 sacks and three QB hurries ... made a career-high five tackles and tied a career best with 2.0 TFLs vs. Oklahoma State (11/19) ... logged three stops and one tackle for loss at West Virginia (11/12) ... recorded two tackles, 0.5 TFL and a QB hurry at Iowa State (10/29) ... made solo stops vs. Kansas (10/15) and Texas (10/8) ... notched a pair of TFLs vs. Kansas State (9/24) ... registered a TFL vs. Kent State (9/10) ... made two tackles (one sack) vs. UTEP (9/3).

#22 DB C.J. COLDON

Received All-Big 12 honorable mention recognition from the league's coaches ... has played in 11 games and started each of the last three ... led team and tied for 17th nationally with four interceptions ... totaled 41 tackles, 2.0 tackles for loss and five pass breakups ... registered 11 tackles, two pass breakups and an interception at Texas Tech (11/26) ... named Big 12 Newcomer of the Week after recording seven stops, three pass breakups and an interception vs. Oklahoma State (11/19) ... logged a career-high 12 tackles (one TFL) at West Virginia (11/12) ... notched a pair of tackles vs. Baylor (11/5) ... made a head-turning one-handed interception and had two tackles vs. Kansas (10/15) ... finished with three tackles, one TFL and an interception (returned for a career-long 20 yards) vs. Texas (10/8) ... made solo stops in games at Nebraska (9/17) and vs. Kent State (9/10) ... made his OU debut with two tackles in opener vs. UTEP (9/3).

#66 OL ROBERT CONGEL

An Academic All-Big 12 Second Team honoree ... has played in 10 games ... his two starts have come in last two contests at center (vs. Oklahoma State on 11/19 and at Texas Tech on 11/26).

#4 DB JADEN DAVIS

Started first nine games before missing final three due to injury ... has compiled 32 tackles, one tackle for loss and two PBUs ... made three stops vs. Baylor (11/5) ... recorded six tackles and a pair of pass breakups at Iowa State (10/29) ... logged three tackles vs. Kansas (10/15) ... made a career-high seven tackles vs. Texas (10/8) ... registered a pair of tackles at TCU (10/1) ... made six stops and had a QB hurry vs. Kansas State (9/24) ... notched solo stops at Nebraska (9/17) and vs. Kent State (9/10) ... made three tackles and one TFL in opener vs. UTEP (9/3).

#40 DL ETHAN DOWNS

Named to All-Big 12 Second Team by league's coaches ... earned third-team All-Big 12 recognition by PFF ... has started all 12 games ... leads team and ranks second in Big 12 with 13.5 tackles for loss (more than one-third of his 37 tackles have been for lost yardage) ... tied for team lead with 4.5 sacks and paces squad with nine QB hurries ... has recovered a fumble and has been credited with three pass breakups ... has made at least three stops in each of last six games and has 6.0 TFLs and 2.0 sacks over last three contests ... notched four tackles and 2.5 TFLs at Texas Tech (11/26) ... tallied three stops, a sack and 1.5 TFLs vs. Oklahoma State (11/19) ... established career highs with six tackles and 3.0 TFLs (one sack) at West Virginia (11/12) ... made three tackles (1.5 for loss) vs. Kansas (10/15) ... registered 2.0 TFLs (one sack) among his three solo stops at Nebraska (9/17) ... made two tackles (one sack) in season opener vs. UTEP (9/3).

#88 WR DALLAS DUDLEY

Lone action came vs. Texas (10/8).

#90 DL JOSH ELLISON

Has played in all 12 games ... has made 10 tackles, 2.5 tackles for loss and one QB hurry ... registered a QB hurry and a tackle vs. Oklahoma State (11/19) ... had one tackle (a TFL) at West Virginia (11/12) ... made one stop in games vs. Kansas (10/15), TCU (10/1) and Kansas State (9/24) ... recorded a season-high three tackles (0.5 TFL) vs. Kent State (9/10) ... made two tackles (one TFL) in opener vs. UTEP (9/3).

#63 OL KYLE ERGENBRIGHT

Lone appearance came at Nebraska (9/17).

#3 WR JALIL FAROOQ

Has played in all 12 games and made nine starts ... ranks third on team with 407 receiving yards on 33 catches ... has four receiving touchdowns ... rushed 13 times for 126 yards (9.7 per carry) ... returned 12 kickoffs for 275 yards (22.9 average) ... made four catches for 20 yards and a touchdown at Texas Tech (11/26) ... had one catch for a 30-yard touchdown vs. Oklahoma State (11/19) ... tied a career high with five receptions for 49 yards and returned two kicks for 56 yards at West Virginia (11/12) ... had three catches for 39 yards and two rushes for 15 yards vs. Baylor (11/5) ... recorded four catches for 74 yards and a touchdown, rushed twice for 26 yards and had a pair of kick returns for 23 yards at Iowa State (10/29) ... logged four receptions for 42 yards vs. Kansas (10/15) ... registered career highs of five rushes and 60 yards vs. Texas (10/8) ... returned four kicks for a season-high 123 yards (including a career-long 47-yarder) at TCU (10/1) ... registered a career-high five catches for 69 yards and rushed twice for eight yards vs. Kansas State (9/24) ... caught his first career touchdown pass and finished with three receptions for 58 yards at Nebraska (9/17) ... made one catch for nine yards vs. UTEP (9/3).

#82 WR GAVIN FREEMAN

Has played in all 12 games ... has recorded three receptions for 46 yards and six rushes for 62 yards and a touchdown ... caught one pass for four yards vs. Oklahoma State (11/19) ... logged a career-high three rushes for 16 yards at Iowa State (10/29) ... made a career-long 41-yard catch vs. Kansas (10/15) ... had one rush for two yards at TCU (10/1) ... made one catch for one yard vs. Kent State (9/10) ... scored a 46-yard rushing touchdown on the first touch of his collegiate career vs. UTEP (9/3).

#8 QB DILLON GABRIEL

Named Big 12 Offensive Newcomer of the Year by league's coaches and earned honorable mention All-Big 12 recognition ... named AP Big 12 Newcomer of the Year and garnered second-team all-league acclaim by AP and PFF ... has started 11 of 12 games at quarterback ... sustained game-ending injury in second quarter at TCU (10/1) and missed next contest vs. Texas (10/8) ... named Big 12 Newcomer of the Week three times (11/28, 10/17, 9/12) and Offensive Player of the Week once (11/28) ... leads Big 12 in passing yards per game (265.9) and ranks second in total offense (293.2 ypg), pass efficiency rating (154.2), yards per completion (13.5), yards per pass attempt (8.5) and passing touchdowns (24) ... has completed 216 of 343 passes (63.0%) for 2,925 yards and rushed for 300 yards and five touchdowns ... passed for at least 230 yards in eight of his 10 full games and threw for at least one touchdown in nine contests ... threw a career-best six touchdown passes in a 28-for-40, 449-yard performance at Texas Tech (11/26) ... completed 20 of 40 passes for 259 yards and two touchdowns vs. Oklahoma State (11/19) ... set an OU single-quarter record for total offense with 239 yards in the first quarter against OSU ... went 17 of 28 for 190 yards at West Virginia (11/12) ... finished 22 of 34 for 261 yards and two touchdowns and ran nine times for 70 yards and a TD vs. Baylor (11/5) ... completed 15 of 26 passes for 148 yards and a score at Iowa State (10/29) ... went 29 for 42 for 403 yards and two touchdowns and rushed a season-high 10 times for 37 yards and a score vs. Kansas (10/15) ... was 7 of 16 for 126 yards before suffering the injury at TCU ... passed for 330 yards and four touchdowns and rushed seven times for 61 yards vs. Kansas State (9/24) ... threw for 230 yards and a pair of scores and rushed six times for 55 yards (including a career-long 61-yard touchdown) at Nebraska (9/17) ... was 21-of-28 passing for 296 yards and three TDs vs. Kent State (9/10) ... completed 15 of 23 passes for 233 yards and two touchdowns and rushed six times for 20 yards and a score in OU debut vs. UTEP (9/3).

#1 WR JAYDEN GIBSON

Has appeared in nine games, primarily on special teams and in a reserve role at wide receiver ... made one catch for 12 yards at TCU (10/1).

#44 DL KELVIN GILLIAM

An Academic All-Big 12 First Team honoree ... has played in nine games ... recorded five tackles, 0.5 tackle for loss and a quarterback hurry ... made one stop at TCU (10/1) ... made a solo tackle at Nebraska (9/17) ... recorded one tackle (0.5 TFL) vs. Kent State (9/10) ... tied a career high with two tackles to go with a QB hurry in season opener vs. UTEP (9/3).

#81 WR D.J. GRAHAM

Has played in seven games and made one start at cornerback before moving to wide receiver for the remainder of the season (did not play on offense) ... compiled 14 tackles and two pass breakups ... made his lone start and tied a career high with six tackles vs. Texas (10/8) ... made a pair of stops and broke up a pass at TCU (10/1) ... had three tackles at Nebraska (9/17) ... registered a PBU vs. Kent State (9/10) ... recorded two tackles vs. UTEP (9/3).

#10 RB ERIC GRAY (OPTED OUT OF CHEEZ-IT BOWL)

Earned first-team All-Big 12 recognition from PFF ... an All-Big 12 Second Team selection by league coaches and AP ... an Academic All-Big 12 First Team honoree ... one of three recipients of program's coveted Don Key Award (for excellence on and off the field) ... started all 12 regular season games and produced the ninth-best single-season rushing total in OU history (1,366 yards) ... rushed for 11 touchdowns on 213 carries ... leads Big 12 and ranks 14th nationally by averaging 6.4 yards per carry ... ranks second in Big 12 in rushing yards per game (113.8) and third in rushing yards and all-purpose yards per outing (132.9) ... is tied for seventh nationally (leads Big 12) with his 43 carries of at least 10 yards and is tied for eighth with his 14 carries of at least 20 yards ... registered eight 100-yard rushing games and eclipsed 1,000 rushing yards for the first time in his career ... reached the 1,100-yard mark in 10 games (fastest by a Sooner since Adrian Peterson did it in eight games in 2004) ... scored two touchdowns and ran for 163 yards on 28 carries at Texas Tech (11/26) ... ran for 90 yards and a touchdown on 20 carries and caught three passes for 30 yards vs. Oklahoma State (11/19) ... posted an OU career-best 211 yards and a pair of touchdowns at West Virginia (11/12) ... rushed for 106 yards and two touchdowns and caught eight passes for a season-best 58 yards vs. Baylor (11/5) ... eclipsed the century mark with 101 yards and a touchdown at Iowa State (10/29) ... tallied 176 yards and two touchdowns vs. Kansas (10/15) ... ran for 114 yards on 16 carries and caught seven passes for 45 yards vs. Kansas State (9/24) ... rushed for 113 yards and two touchdowns on 11 carries at Nebraska (9/17) ... rushed 16 times for 102 yards and made two catches for 33 yards vs. UTEP (9/3).

#14 DL REGGIE GRIMES

An Academic All-Big 12 Second Team honoree ... has played in all 12 games and made 10 starts ... did not start at Iowa State (10/29) or Texas Tech (11/26) ... tied for team lead with 4.5 sacks ... has totaled 18 tackles, 7.5 tackles for loss, six QB hurries and one forced fumble ... made one stop and one QB hurry at Texas Tech (11/26) ... had one tackle and a pair of QB hurries vs. Oklahoma State (11/19) ... recorded one tackle and 0.5 sack at West Virginia (11/12) ... had a tackle for loss vs. Baylor (11/5) ... made three tackles vs. Texas (10/8) ... registered a TFL and three tackles at Nebraska (9/17) ... had a career-high four tackles to go with 2.5 TFLs and 1.5 sacks vs. Kent State (9/10) ... logged a career-high 2.5 sacks to go with a forced fumble and three tackles vs. UTEP (9/3).

#84 TE CARSTEN GROOS

An Academic All-Big 12 First Team selection ... has appeared in five games, primarily on special teams and in a reserve role on offense ... saw action vs. Kent State (9/10), Nebraska (9/17), Kansas (10/15), Baylor (11/5) and Texas Tech (11/26).

#60 OL TYLER GUYTON

Has played in nine games and made four starts at offensive tackle ... started season opener at left tackle vs. UTEP (9/3) but shifted to primarily a right tackle role rest of the season ... started at right tackle vs. Kent State (9/10), Nebraska (9/17) and Texas Tech (11/26).

#56 DL GRACEN HALTON

Has played in nine games and totaled 10 tackles and one tackle for loss ... made two stops (one solo) vs. Oklahoma State (11/19) ... matched his season high with three tackles and his first career TFL at TCU (10/1) ... registered two tackles at Nebraska (9/17) ... made three stops vs. Kent State (9/10).

#17 DB DAMOND HARMON

Has played in 10 games and made two starts ... starts came at Nebraska (9/17) and at TCU (10/1) ... has totaled 18 tackles ... made two solo stops vs. Oklahoma State (11/19) ... matched his career high with five tackles at TCU ... registered two tackles at Nebraska ... set a career high with five tackles vs. Kent State (9/10) ... made two stops in collegiate debut vs. UTEP (9/3).

#37 DB JUSTIN HARRINGTON

Has played in all 12 games and totaled 22 tackles, one interception and two pass breakups ... made one tackle at West Virginia (11/12) and vs. Oklahoma State (11/19) ... set a career high with eight tackles (four solo) at TCU (10/1) ... made five stops and recorded a PBU at Nebraska (9/17) ... recorded his first career interception, a pass breakup and two tackles vs. Kent State (9/10) ... made five tackles (four solo) in season opener vs. UTEP (9/3).

#71 OL ANTON HARRISON (OPTED OUT OF CHEEZ-IT BOWL)

Named to All-Big 12 First Team by the league's coaches and AP ... started all 12 regular season games on the offensive line ... started season opener vs. UTEP (9/3) at right tackle and remaining 11 games at left tackle.

#18 TE KADEN HELMS

Has played in three games and made one catch for four yards ... his reception came at Nebraska (9/17) in his home state ... also saw action vs. Kent State (9/10) and Kansas (10/15).

#13 WR J.J. HESTER

Saw action in each of season's first three games before sustaining an injury ... made one catch for 13 yards vs. Kent State (9/10) ... also saw action in season opener vs. UTEP (9/3) and at Nebraska (9/17).

#78 OL MARCUS HICKS

Has played in two games in a reserve role on offensive line ... saw action in season opener vs. UTEP (9/3) and at Nebraska (9/17).

#49 DB PIERCE HUDGENS

An Academic All-Big 12 First Team honoree ... has played in four games, primarily on special teams ... saw action vs. UTEP (9/3), Kent State (9/10), Nebraska (9/17) and Kansas (10/15).

#77 DL JEFFERY JOHNSON

Has played in all 12 games and made six starts ... started each of season's first four games and then at West Virginia (11/12) and against Oklahoma State (11/19) ... has totaled 18 tackles, 2.5 tackles for loss and a QB hurry ... assisted on a tackle for loss in five contests ... made two tackles and 0.5 TFL at West Virginia ... registered a season-high four tackles and 0.5 TFL vs. Baylor (11/5) ... made two stops at Iowa State (10/29) ... notched three tackles and 0.5 TFL in opener vs. UTEP (9/3).

#7 LB JAREN KANAK

Has played in all 12 games, primarily on special teams and in a backup role at linebacker ... has totaled 24 tackles, one tackle for loss, two QB hurries, a forced fumble and a fumble recovery ... made two tackles and 0.5 TFL vs. Baylor (11/5) ... made two solo stops vs. Kansas (10/15) ... led team with a career-high 10 tackles, forced and recovered a fumble and recorded a QB hurry at Nebraska (9/17) ... notched three tackles and 0.5 TFL vs. Kent State (9/10) ... tallied four stops and a QB hurry in his collegiate debut vs. UTEP (9/3).

#51 LS KASEY KELLEHER

An Academic All-Big 12 First Team selection ... has played in 63 career games, one shy of school record of 64 (set by linebacker Bryan Mead from 2017-21) ... has played in all 12 games this season, handling all long snapper duties on punts and place kicks ... made one tackle on a punt at TCU (10/1).

#88 DL JORDAN KELLEY

An Academic All-Big 12 Second Team honoree ... has played in all 12 games and made two starts ... started season opener vs. UTEP (9/3) and regular season finale at Texas Tech (11/26) ... has totaled 21 tackles, 6.5 tackles for loss, 3.0 sacks, one forced fumble and one fumble recovery ... made three tackles (one sack) and forced a fumble at Texas Tech ... registered career highs of six tackles, 2.0 sacks and 2.5 TFLs vs. Oklahoma State (11/19) ... recorded two stops and recovered a fumble at West Virginia (11/12) ... tallied four tackles (one TFL) vs. Baylor (11/5) ... logged first career solo sack at Iowa State (10/29) ... notched two tackles (0.5 TFL) vs. Texas (10/8) ... had 0.5 TFL vs. UTEP.

#8 DL JONAH LAULU

Has played in all 12 games and made starts at Iowa State (10/29) and Texas Tech (11/26) ... has totaled 20 tackles, 5.5 tackles for loss, 1.5 sacks, one interception, one pass breakup and two QB hurries ... recorded one TFL, a pass breakup and a QB hurry at Texas Tech ... registered a season-high five tackles, 2.0 TFLs, 0.5 sack and his first career interception (returned 26 yards) vs. Oklahoma State (11/19) ... logged four tackles at Iowa State ... made three stops (0.5 for loss) vs. Kansas State (9/24) ... tallied two tackles (1.5 for loss, 1.0 sack) at Nebraska (9/17).

#12 DB KEY LAWRENCE

Has played in 10 games and made four starts ... starts came in season opener vs. UTEP (9/3) and against Kansas (10/15), at Iowa State (10/29) and vs. Baylor (11/5) ... did not play vs. Kent State (9/10) or at West Virginia (11/12) ... has totaled 55 tackles, 2.5 tackles for loss, one interception, five pass breakups and two forced fumbles ... matched his career high with nine tackles and two pass breakups at Texas Tech (11/26) ... made six tackles and one TFL vs. Oklahoma State (11/19) ... notched a career-high nine tackles (seven solo) vs. Baylor (11/5) ... tallied three tackles (one TFL) and forced a fumble at Iowa State (10/29) ... recorded six tackles, 0.5 TFL and two pass breakups vs. Kansas (10/15) ... registered an interception, a forced fumble, a pass breakup and six stops at Nebraska (9/17).

#10 LB KIP LEWIS

Has played in four games, primarily on special teams ... has totaled two tackles and 0.5 tackle for loss ... made a solo tackle at West Virginia (11/12) ... logged 0.5 TFL vs. Texas (10/8) ... also saw action vs. Baylor (11/5) and Oklahoma State (11/19).

#87 TE JASON LLEWELLYN

Has played in 10 games, primarily on special teams and in a reserve role at tight end ... did not play vs. Baylor (11/5) or at Texas Tech (11/26).

#24 RB MARCUS MAJOR

Has played in nine games ... has totaled 227 rushing yards and four touchdowns on 56 carries (4.1 yards per rush), 61 receiving yards and a touchdown on eight catches and a pass completion on his only attempt ... rushed six times for 23 yards vs. Baylor (11/5) ... rushed for 29 yards on a career-high-tying 12 carries and caught two passes (tied career high) for two yards at Iowa State (10/29) ... carried five times for 11 yards and completed his first career pass attempt vs. Texas (10/8) ... rushed nine times for 37 yards and caught two passes for 13 yards vs. Kansas State (9/24) ... rushed for 35 yards and a touchdown and caught a 24-yard TD pass at Nebraska (9/17) ... carried five times for 38 yards (7.6 average) and a touchdown and caught an 11-yard pass vs. Kent State ... rushed for a season-high 54 yards and two TDs on seven carries and had an eight-yard reception in season opener vs. UTEP (9/3).

#41 LB JAKE MCCOY

An Academic All-Big 12 Second Team honoree ... has played in 11 games (primarily on special teams) and totaled nine tackles (seven solo) ... notched a solo tackle vs. Kansas (10/15) ... made two solo stops vs. Texas (10/8) ... registered a career-high five tackles (four solo) at TCU (10/1) ... only game he did not play was at Iowa State (10/29).

#11 LB KOBIE MCKINZIE

Has seen action in three games, primarily on special teams ... played in each of last three contests at West Virginia (11/12), vs. Oklahoma State (11/19) and at Texas Tech (11/26).

#72 OL MCKADE METTAUER

Has started all 12 games at left guard.

#17 WR MARVIN MIMS JR.

A first-team All-Big 12 selection by league's head coaches and a second-team All-Big 12 choice by AP ... has played in all 12 games and made 11 starts ... only game he did not start was vs. Kent State (9/10) ... leads team with 52 receptions and 1,006 receiving yards (19.3 average) and has six receiving touchdowns ... ranks second in Big 12 in receiving yards, receiving yards per game (83.8) and yards per reception despite ranking ninth only 4.3 receptions per game ... is tied for fifth nationally with his six receptions of at least 40 yards, and is tied for second nationally with his five receptions of at least 50 yards and his 14 receptions of at least 20 yards ... has rushed two times for three yards and returned nine punts for 137 yards ... his 15.2 punt return average would rank third nationally if he met NCAA's minimum requirement

of 1.2 punt returns per game for the category ... has four 100-yard receiving games ... has recorded at least four receptions in each of nine games this season and at least one reception in every contest ... registered 162 yards and two touchdowns on five receptions (all in first half), including a career-long 77-yard TD reception at Texas Tech (11/26) ... caught five passes for 68 yards vs. Oklahoma State (11/19) and had four receptions for 98 yards at West Virginia (11/12) ... logged four catches for 120 yards and a touchdown vs. Baylor (11/5) ... set a career high with nine receptions for 106 yards vs. Kansas (10/15) ... had 87 yards and a touchdown on four catches vs. Kansas State (9/24) ... registered a career-high 163 yards and two touchdowns on seven receptions vs. Kent State (9/10) ... tallied 81 yards on three catches in season opener vs. UTEP (9/3).

#64 OL WANYA MORRIS (OPTED OUT OF CHEEZ-IT BOWL)

A second-team All-Big 12 selection by AP ... played in nine games and started eight at right tackle ... did not play vs. UTEP (9/3), Kent State (9/10) or at Texas Tech (11/26) and played in a backup role at Nebraska (9/17).

#6 DB TREY MORRISON

Has played in all 12 games and made one start (vs. Texas on 10/8) ... has totaled 32 tackles, 3.0 tackles for loss, 0.5 sack and two pass breakups ... made three tackles at Texas Tech (11/26) ... matched a season high with five tackles and 0.5 TFL at West Virginia (11/12) ... made three solo stops at Iowa State (10/29) ... registered five tackles and 1.5 TFLs at TCU (10/1) ... logged four stops and one TFL at Nebraska (9/17) ... tallied five tackles in season opener vs. UTEP (9/3).

#57 OL CHRIS MURRAY

Earned honorable mention All-Big 12 acclaim from league's coaches ... has started all 12 games at right guard.

#22 TE DANIEL PARKER

Has played in nine games and made one start (at West Virginia on 11/12) ... has totaled four receptions for 28 yards with a long catch of 12 yards ... registered two catches for 21 yards vs. Kent State (9/10).

#55 OL AARYN PARKS

Has played in four games in a backup role at right tackle ... saw action vs. UTEP (9/3), Kent State (9/10), at Iowa State (10/29) and vs. Baylor (11/5).

#43 DB RYAN PEOPLES

An Academic All-Big 12 First Team honoree ... played in opener against UTEP (9/3) before missing rest of season due to injury.

#73 OL ANDREW RAYM

An Academic All-Big 12 Second Team honoree ... garnered honorable mention All-Big 12 honors from league's head coaches ... started first 10 games of the season at center before missing last two due to injury.

#31 DL JALEN REDMOND (OPTED OUT OF CHEEZ-IT BOWL)

Played in all 12 games and made eight starts ... did not start season's first three games or vs. West Virginia ... totaled 23 tackles, 10.0 tackles for loss, 4.0 sacks, four pass breakups and seven QB hurries ... registered three tackles, a sack, a QB hurry and a pass breakup at Texas Tech (11/26) ... logged a sack and two QB hurries vs. Oklahoma State (11/19) ... tallied two tackles (both were for loss and one was a sack) vs. Baylor (11/5) ... finished with three tackles and 1.5 TFLs at Iowa State (10/29) ... recorded a tackle, 0.5 TFL and a pass breakup vs. Kansas (10/15) ... notched a season-high four tackles with 0.5 TFL, a pass breakup and two QB hurries vs. Kansas State (9/24) ... registered a solo sack at Nebraska (9/17) ... set a career high with 2.5 TFLs and made three stops vs. Kent State (9/10) ... recorded a tackle, one pass breakup and a QB hurry in season opener vs. UTEP (9/3).

#27 DB JAYDEN ROWE

Has played in three games in a reserve role on defense and special teams ... saw action at TCU (10/1), vs. Texas (10/8) and vs. Kansas (10/15).

#27 RB GAVIN SAWCHUK

Lone action came at TCU (10/1) ... rushed two times for five yards.

#34 K/P ZACH SCHMIT

An Academic All-Big 12 First Team honoree ... has handled all placekicking duties in all 12 games ... has converted all 50 of his PAT attempts (second most in Big 12 without a miss) and is 11 for 16 on field goal tries (68.8%) ... has registered 54 touchbacks in 73 kickoffs ... has made 6 of 7 field goal attempts from 40-49 yards with a long of 44 yards ... converted 2 of 3 field goal tries

(including makes of 41 and 42 yards) and all six PAT attempts at Texas Tech (11/26) ... scored his first career touchdown on a 5-yard reception, made field goals of 41 and 34 yards and all three PATs at Iowa State (10/29) ... made all seven PATs and a 37-yard field goal vs. Kansas (10/15) ... accounted for 17 consecutive team points from his last PAT and field goal vs. Kansas to his two field goals and TD plus PAT at Iowa State ... converted field goals of 41 and 44 yards and all four PATs vs. Kansas State (9/24).

#39 DB PETER SCHUH

Has played in two games on special teams ... saw action vs. Kent State (9/10) and at Nebraska (9/17).

#76 OL JACOB SEXTON

Has played in nine games in a backup role at left tackle ... did not play vs. Kansas State (9/24), vs. Kansas (10/15) or at West Virginia (11/12).

#3 DB ROBERT SPEARS-JENNINGS

Has played in eight games (each of last eight) and totaled 14 tackles and 0.5 tackle for loss ... registered a career-high five tackles at West Virginia (11/12) ... made four stops (three solo) vs. Kansas (10/15) ... notched two tackles and 0.5 TFL vs. Texas (10/8) ... tallied two tackles at TCU (10/1).

#12 WR DRAKE STOOPS

An Academic All-Big 12 First Team honoree ... a semifinalist for the William V. Campbell Trophy (combined academic success, football performance and exemplary leadership) ... has played in all 12 games and made nine starts (including starts in each of last seven games) ... has totaled 366 yards and three touchdowns on 37 receptions (ranks second on team) and rushed eight times for 48 yards ... averaging 9.9 yards per catch ... his receptions, receiving yards and touchdowns are all career highs ... has at least one catch in 11 games and at least three catches in eight contests (including each of last six outings) ... tied a career high with six receptions for 55 yards at Texas Tech (11/26) ... set a career high with six receptions for 89 yards and a touchdown vs. Oklahoma State (11/19) ... had four receptions for 31 yards at West Virginia (11/12) ... tallied three catches for 13 yards and a score vs. Baylor (11/5) ... finished with 43 yards on four receptions vs. Kansas (10/15) ... made three catches for 32 yards at Nebraska (9/17) ... scored a touchdown and had 33 yards on three grabs vs. Kent State (9/10).

#33 DL MARCUS STRIPLING

Has played in 11 games and totaled nine tackles, 0.5 TFL and three QB hurries ... did not play at TCU (10/1) ... made two solo tackles at Texas Tech (11/26) ... registered two tackles at West Virginia (11/12) ... tallied two tackles and 0.5 TFL at Iowa State (10/29) ... logged a solo stop vs. Kansas State (9/24) ... made two tackles at Nebraska (9/17).

#28 LB DANNY STUTSMAN

Received honorable mention All-Big 12 recognition from league's head coaches ... has started all 12 games ... leads Big 12 Conference with 118 total tackles and ranks 14th nationally (first in Big 12) with his 9.8 tackles per game ... has also totaled 9.5 tackles for loss, 2.0 sacks, two interceptions, four pass breakups and four QB hurries ... has made double-digit tackles eight times and has recorded at least seven tackles in 10 games ... registered a career-high 18 tackles (nine solo) at Texas Tech (11/26), the most tackles by a Sooner since the 2018 season and the most by a Big 12 player this season ... notched nine tackles (six solo) with a pass breakup and a QB hurry vs. Oklahoma State (11/19) ... tallied 14 stops, 0.5 sack and an interception at West Virginia (11/12) ... recorded 10 tackles, 0.5 TFL and a QB hurry vs. Baylor (11/5) ... returned his first career interception 37 yards and finished with five tackles, 0.5 TFL and a QB hurry at Iowa State (10/29) ... registered a team-high 13 tackles and 1.5 TFLs vs. Texas (10/8) ... logged 10 tackles and a pass breakup vs. Kansas State (9/24) ... led team with 12 tackles and a career-high 4.0 TFLs (1.0 sack) vs. Kent State (9/10) ... recorded nine tackles, two pass breakups and a QB hurry in first career start in season opener vs. UTEP (9/3).

#79 OL JAKE TAYLOR

Has played in seven games in a backup role at right guard ... saw action in first three games vs. UTEP (9/3), Kent State (9/10) and at Nebraska (9/17) and in contests at TCU (10/1), vs. Texas (10/8), at Iowa State (10/29) and vs. Baylor (11/5).

#36 DB TY TAYLOR

An Academic All-Big 12 First Team honoree ... lone action came on special teams at Nebraska (9/17).

#32 DL R MASON THOMAS

Has played in nine games and totaled six tackles, 1.0 tackle for loss, 0.5 sack and one QB hurry ... missed the Nebraska (9/17), Kansas State (9/24) and TCU (10/1) games with an injury ... made 0.5 TFL at West Virginia (11/12) ... recorded a solo tackle vs. Kansas (10/15) ... matched his career high with two stops vs. Texas (10/8) ... registered two tackles and 0.5 sack in collegiate debut in season opener vs. UTEP (9/3).

#37 P MICHAEL TURK

An All-Big 12 First Team selection (coaches and AP) ... an Academic All-Big 12 First Team honoree ... a semifinalist for the Ray Guy Award ... has played in all 12 games and handled all of team's punting and holding duties this season ... completed two pass attempts on fake field goals (3-yarder vs. Texas for a first down and a 2-yarder at Iowa State for a touchdown) ... averaging Big 12-best 46.7 yards (ranks third nationally) on 60 punts ... 20 punts have gone at least 50 yards and six have gone at least 60 ... 20 punts have been downed inside the 20-yard line and 22 have been fair caught ... only 12 of his 60 punts have been returned and opponents average just 2.8 yards per return ... averaged 51.0 yards on three punts with a long of 56 at Texas Tech (11/26) ... averaged 49.0 yards on 11 punts (including a season-long of 67 yards) vs. Oklahoma State (11/19) ... averaged 46.5 yards on four punts with a long of 55 at West Virginia (11/12) ... averaged 49.3 yards on six punts (including crucial 61- and 60-yarders in fourth quarter) at Iowa State (10/29) to earn Big 12 Co-Special Teams Player of the Week honors ... punted once for 55 yards vs. Kansas (10/15) ... averaged 46.9 yards on eight punts with a long of 60 at TCU (10/1) ... averaged 51.2 yards on five punts with a long of 60 vs. Kansas State (9/24) ... averaged 48.7 yards on three punts with a long of 56 at Nebraska (9/17).

#2 LB DAVID UGWOGU

Received honorable mention All-Big 12 accolades from league's head coaches ... has started all 12 games and ranks second on team with 101 total tackles ... ranks fourth in Big 12 by averaging 8.4 tackles per game ... has also totaled 7.5 tackles for loss, 2.0 sacks, a pass breakup, four QB hurries and a safety ... has double-digit tackles in four games and at least six tackles in every contest ... recorded eight tackles and 0.5 TFL at Texas Tech (11/26) ... notched a team-high 10 tackles (0.5 TFL) and a QB hurry vs. Oklahoma State (11/19) ... made 10 stops (0.5 TFL), a pass breakup and a QB hurry at West Virginia (11/12) ... tallied eight tackles, one sack, 2.0 TFLs and a QB hurry vs. Kansas (10/15) ... recorded 10 stops vs. Texas (10/8) and at TCU (10/1) ... registered a career-high 15 tackles (most by a Sooner since 2018) vs. Kansas State (9/24) ... made six tackles and a sack in season opener vs. UTEP (9/3).

#70 OL BREY WALKER

Has played in 11 games ... did not play vs. Texas (10/8).

#26 DB KANI WALKER

Has played in five games and totaled three tackles and 1.5 tackles for loss ... made two solo stops and one TFL at TCU (10/1) ... logged 0.5 TFL at Nebraska (9/17).

#29 RB TAWEE WALKER

Has played in 11 games and totaled 62 rushing yards on 18 carries ... also has one reception for seven yards and two kickoff returns for 10 yards ... did not play vs. Kansas State (9/24).

#0 DB WOODI WASHINGTON

Has started all 12 games and totaled 62 tackles, 0.5 tackle for loss, one interception, five pass breakups and a forced fumble ... his 62 tackles and five PBUs are career bests ... notched five tackles and a pass breakup at Texas Tech (11/26) ... tallied eight stops and a pass breakup vs. Oklahoma State (11/19) ... registered seven tackles, his first career TFL (assisted), a PBU and forced a fumble at West Virginia (11/12) ... recorded eight tackles, an interception and a pass breakup at Iowa State (10/29) ... matched his career high with 10 tackles and added a PBU vs. Texas (10/8).

#23 LB DASHAUN WHITE

Earned honorable mention All-Big 12 recognition from league's head coaches ... has started all 12 games and totaled 81 tackles, 6.0 tackles for loss, 2.0 sacks, two interceptions, six pass breakups and three QB hurries ... his tackles, TFLs, interceptions and pass breakups all represent career highs ... has played more pass coverage this season compared to his more traditional linebacker role his first four years ... recorded his second career interception, a sack and eight tackles vs. Oklahoma State (11/19) ... notched 11 tackles and 1.5 TFLs at West Virginia (11/12) ... set a career high with 14 tackles (10 solo) and 1.5 TFLs at

Iowa State (10/29) ... registered first career interception and eight tackles vs. Kansas (10/15) ... recorded seven tackles and a career-high two pass breakups vs. Kansas State (9/24) ... tallied six tackles, one sack and a pass breakup at Nebraska (9/17) ... logged five tackles and two pass breakups in season opener vs. UTEP (9/3).

#13 LB SHANE WHITTER

Played in four games before sustaining a season-ending injury in early October ... totaled eight tackles ... registered four tackles at Nebraska (9/17) ... made four stops in season opener vs. UTEP (9/3) ... also saw action vs. Kansas State (9/24) and at TCU (10/1).

#24 DB GENTRY WILLIAMS

Has played in all 12 games and totaled seven tackles and an interception ... made two tackles vs. Texas (10/8) and one tackle in five other contests ... made a solo stop and notched his first career interception on a play in the end zone in first collegiate game vs. UTEP (9/3).

#9 TE BRAYDEN WILLIS

One of three 2022 recipients of program's coveted Don Key Award (excellence on and off the field) ... garnered second-team All-Big 12 honors from league's coaches and AP ... has started all 12 games and totaled 456 yards and a team-high seven touchdowns on 35 receptions (13.0 yards per catch) ... his receptions, yards and touchdowns represent career highs ... his seven receiving TDs are tied for fifth most nationally among tight ends ... has also rushed 10 times for 26 yards and completed his only pass attempt for a touchdown ... has two TD receptions in each of three games ... registered a career-high seven receptions for 74 yards and two touchdowns at Texas Tech (11/26) ... finished with a career-high 102 yards and a touchdown on five receptions vs. Kansas (10/15) ... caught two passes for 21 yards and rushed seven times for 18 yards as a "wildcat" quarterback when starting QB Dillon Gabriel was out with an injury vs. Texas (10/8) ... recorded two catches for 81 yards (including career-long 78-yarder) at TCU (10/1) ... caught five passes for 41 yards and two scores vs. Kansas State (9/24) ... completed a 24-yard TD pass to running back Marcus Major at Nebraska (9/17) ... also had two catches for 19 yards against the Huskers ... registered 40 yards and two touchdowns on three receptions in season opener vs. UTEP (9/3).

#37 P MICHAEL TURK (*AT LAFAYETTE; *AT ARIZONA STATE)

YEAR	GP-GS	PUNTS-YDS	AVG	LONG	TB	FC	I20	50+	BLK
2017*	11-0	67-2,863	42.7	64	3	15	18	16	0
2018*					REDSHIRTED				
2019*	13-0	67-3,082	46.0	75	7	22	36	23	0
2020*	4-0	14-661	47.2	58	4	2	6	5	0
2021	11-0	35-1,791	51.2	85	4	8	16	20	0
2022	12-0	60-2,804	46.7	67	9	22	20	20	0
Career	51-0	243-11,200	46.1	85	27	69	96	84	0

#2 LB DAVID UGWOGBU

YEAR	GP-GS	UT	AT	TOTAL	TFL	SACKS	INT	FF	FR	PBU
2019	14-1	14	5	19	4.0-13	1.0-5	0-0	0	0	1
2020	11-3	16	18	34	3.0-13	1.0-7	1-0	0	0	0
2021	13-5	22	27	49	1.5-3	0.0-0	0-0	0	0	0
2022	12-12	49	52	101	7.5-43	2.0-19	0-0	0	0	1
Career	49-21	101	102	203	16.0-72	4.0-31	1-0	0	0	2

#26 S KANI WALKER (*AT LOUISVILLE)

YEAR	GP-GS	UT	AT	TOTAL	TFL	SACKS	INT	FF	FR	PBU
2021*	5-0	1	0	1	0.0-0	0.0-0	0	0	0	0
2022	5-0	2	1	3	1.5-1	0.0-0	0	0	0	0
Career	10-0	3	1	4	1.5-1	0.0-0	0	0	0	0

#29 RB TAWEE WALKER

YEAR	GP-GS	RUSH	AVG	TD	LG	REC	AVG	TD	LG
2022	10-0	18-62	3.4	0	7	1-7	7.0	0	7
Career	10-0	18-62	3.4	0	7	1-7	7.0	0	7

#0 CB WOODI WASHINGTON

YEAR	GP-GS	UT	AT	TOTAL	TFL	SACKS	INT	FF	FR	PBU
2019	4-0	5	10	15	0.0-0	0.0-0	0-0	0	0	0
2020	10-5	32	13	45	0.0-0	0.0-0	2-0	0	0	4
2021	6-5	20	7	27	0.0-0	0.0-0	2-32	0	0	2
2022	12-12	38	24	62	0.5-0	0.0-0	1-0	1	0	5
Career	32-22	97	53	150	0.5-0	0.0-0	5-32	1	0	11

#23 LB DASHAUN WHITE

YEAR	GP-GS	UT	AT	TOTAL	TFL	SACKS	INT	FF	FR	PBU
2018	14-0	5	8	13	0.0-0	0.0-0	0-0	0	0	0
2019	14-14	30	22	52	3.5-11	1.0-8	0-0	0	1	0
2020	11-10	20	18	38	5.0-19	2.5-15	0-0	0	0	2
2021	12-12	28	38	66	5.0-11	0.0-0	0-0	0	1	0
2022	12-12	37	44	81	6.0-14	2.0-8	2-0	0	0	6
Career	62-48	120	129	249	19.5-55	5.5-31	2-0	0	2	8

#13 LB SHANE WHITTER

YEAR	GP-GS	UT	AT	TOTAL	TFL	SACKS	INT	FF	FR	PBU
2020	9-0	4	5	9	0.5-1	0.0-0	0-0	0	0	1
2021	13-0	12	15	27	2.0-3	0.0-0	0-0	0	1	0
2022	4-0	2	6	8	0.0-0	0.0-0	0-0	0	0	0
Career	26-0	18	26	44	2.5-4	0.0-0	0-0	0	1	1

#24 DB GENTRY WILLIAMS

YEAR	GP-GS	UT	AT	TOTAL	TFL	SACKS	INT	FF	FR	PBU
2022	12-0	3	4	7	0.0-0	0.0-0	1-0	0	0	0
Career	12-0	3	4	7	0.0-0	0.0-0	1-0	0	0	0

#9 TE BRAYDEN WILLIS

YEAR	GP-GS	RUSH	AVG	TD	LG	REC	AVG	TD	LG
2018	13-0	0-0	0.0	0	0	1-29	29.0	0	29
2019	14-2	2-1	-0.5	0	0	11-168	15.3	3	25
2020	5-2	0-0	0.0	0	0	9-110	12.2	1	21
2021	13-8	0-0	0.0	0	0	15-177	11.8	2	28
2022	12-12	10-26	2.6	0	6	35-456	13.0	7	78
Career	57-24	12-25	2.1	0	6	71-940	13.2	13	78

CAREER HIGHS

#2 RB JOVANTAE BARNES

Rush:21 vs. Kansas (10/15/22)
Yards:100 at TCU (10/1/22)
TDs:2 (2x) MR: vs. Kansas (10/15/22)

#11 QB DAVIS BEVILLE (*AT PITT)

Comp:*14 vs. Michigan State (12/30/21)
Att:*18 vs. Michigan State (12/30/21)
Pass Yds:*149 vs. Michigan State (12/30/21)
Pass TDs:*1 vs. Michigan State (12/30/21)
Rush Yds:13 at Nebraska (9/17/22)
Rush TDs:N/A

#5 DB BILLY BOWMAN

Tackles:11 vs. Kent State (9/10/22)
TFL:1.0 (2x) MR: at West Virginia (11/12/22)
Sacks:N/A
INT:1 (2x) MR: vs. Oklahoma State (11/19/22)
PBU:2 (2x) MR: vs. Kansas State (9/24/22)

#25 DB JUSTIN BROILES

Tackles:11 (2x) MR: vs. Kent State (9/10/22)
TFL:1.5 at Kansas State (10/2/21)
Sacks:N/A
INT:1 (3x) MR: at Iowa State (10/29/22)
PBU:1 (6x) MR: vs. UTEP (9/3/22)

#6 WR LV BUNKLEY-SHELTON (*AT ARIZ. STATE)

Rec:*4 (7x) MR: vs. Wisconsin (12/30/21)
Yards:*76 vs. Colorado (9/25/21)
TDs:*1 (2x) MR: vs. Washington St. (10/30/21)

#16 DB JAMARRIEN BURT

Tackles:1 at West Virginia (11/12/22)
TFL:N/A
Sacks:N/A
INT:N/A
PBU:N/A

#94 DL ISAIAH COE

Tackles:5 vs. Oklahoma State (11/19/22)
TFL:2.0 (3x) MR: vs. Oklahoma State (11/19/22)
Sacks:1.0 (2x) MR: vs. UTEP (9/3/22)
INT:N/A
PBU:N/A
Blocks:1 vs. Nebraska (9/18/21)

#22 DB C.J. COLDON (*AT WYOMING)

Tackles:13 at West Virginia (11/12/22)
TFL:1.0 (7x) MR: at West Virginia (11/12/22)
Sacks:*1.0 at Air Force (10/9/21)
INT:1 (5x) MR: at Texas Tech (11/26/22)
PBU:*3 (2x) MR: vs. Oklahoma State (11/19/22)

#4 DB JADEN DAVIS

Tackles:7 vs. Texas (10/8/22)
TFL:N/A
Sacks:N/A
INT:1 vs. South Dakota (9/7/19)
PBU:1 (4x) MR: vs. TCU (10/16/21)

#40 DL ETHAN DOWNS

Tackles:6 at West Virginia (11/12/22)
TFL:3.0 at West Virginia (11/12/22)
Sacks:1.0 (4x) MR: vs. Okla. State (11/19/22)
INT:N/A
PBU:1 (3x) MR: vs. Oklahoma State (11/19/22)

#90 DL JOSH ELLISON

Tackles:5 vs. Nebraska (9/18/21)
TFL:1.0 (3x) MR at West Virginia (11/12/22)
Sacks:0.5 (3x) MR: vs. Nebraska (9/18/21)
INT:N/A
PBU:1 vs. Baylor (12/5/20)

#3 WR JALIL FAROOQ

Rec:5 (2x) MR: at West Virginia (11/12/22)
Yards:74 at Iowa State (10/29/22)
TDs:1 (4x) MR: at Texas Tech (11/26/22)

#82 WR GAVIN FREEMAN

Rush:3 at Iowa State (10/29/22)
Yards:46 vs. UTEP (9/3/22)
TDs:1 vs. UTEP (9/3/22)
Rec:1 (3x) MR: vs. Oklahoma State (11/20/22)
Yards:41 vs. Kansas (10/15/22)
TDs:N/A

#8 QB DILLON GABRIEL (*AT UCF)

Comp:*35 at Memphis (10/17/20)
Att:*51 vs. Tulsa (10/3/20)
Pass Yds:*601 at Memphis (10/17/20)
Pass TDs:6 at Texas Tech (11/26/22)
Rush Yds:*64 vs. Boise State (9/2/21)
Rush TDs:1 (11x) MR: vs. Okla. State (11/20/22)

#1 WR JAYDEN GIBSON

Rec:1 at TCU (10/1/22)
Yards:12 at TCU (10/1/22)
TDs:N/A

#44 DL KELVIN GILLIAM

Tackles:2 vs. W. Carolina (9/11/21)
TFL:0.5 vs. Kent State (9/10/22)
Sacks:N/A
INT:N/A
PBU:N/A

#81 WR D.J. GRAHAM

Tackles:6 (2x) MR: vs. Texas (10/8/22)
TFL:1.0 vs. Baylor (12/5/20)
Sacks:N/A
INT:1 (2x) MR vs. Nebraska (9/18/21)
PBU:1 (5x) MR: at TCU (10/1/22)

#0 RB ERIC GRAY (*AT TENNESSEE) (OPTED OUT OF BOWL)

Rush:*31 at Arkansas (11/7/20)
Yards:*246 vs. Vanderbilt (11/30/19)
TDs:*3 vs. Vanderbilt (11/30/19)
Rec:*8 at Georgia (10/10/20)
Yards:*54 at Georgia (10/10/20)
TD:1 (5x[2xOU]) MR: vs. Oregon (12/29/21)

#14 DL REGGIE GRIMES

Tackles:4 vs. Kent State (9/10/22)
TFL:2.5 (2x) MR: vs. Kent State (9/10/22)
Sacks:2.5 vs. UTEP (9/3/22)
INT:N/A
PBU:1 vs. TCU (10/16/21)

#84 TE CARSTEN GROOS

Rush:1 vs. W. Carolina (9/11/21)
Yards:8 vs. W. Carolina (9/11/21)
TDs:N/A

#56 DL GRACEN HALTON

Tackles:3 (2x) MR: at TCU (10/1/22)
TFL:1.0 at TCU (10/1/22)
Sacks:N/A
INT:N/A
PBU:N/A

#17 DB DAMOND HARMON

Tackles:5 (2x) MR at TCU (10/1/22)
TFL:N/A
Sacks:N/A
INT:N/A
PBU:N/A

#37 DB JUSTIN HARRINGTON

Tackles:8 at TCU (10/1/22)
TFL:N/A
Sacks:N/A
INT:1 vs. Kent State (9/10/22)
PBU:1 (2x) MR: at Nebraska (9/17/22)

#13 WR J.J. HESTER (*AT MISSOURI)

Rec:*3 vs. Army (12/22/21)
Yards:*79 vs. Southeast Mo. State (9/18/21)
TDs:1 (2x) MR: vs. North Texas (10/9/21)

#77 DL JEFFERY JOHNSON (*AT TULANE)

Tackles:*7 vs. East Carolina, 10/2/21
TFL:*2.0 vs. USF, 11/29/21
Sacks:*1.5 vs. Tulsa, 11/2/19
INT:*1 vs. Nicholls, 9/8/18
PBU:N/A

#7 LB JAREN KANAK

Tackles:10 at Nebraska (9/17/22)
TFL:0.5 vs. Kent State (9/10/22)
Sacks:N/A
INT:N/A
PBU:N/A

#88 DL JORDAN KELLEY

Tackles:6 vs. Oklahoma State (11/19/22)
TFL:2.5 vs. Oklahoma State (11/19/22)
Sacks:2.0 vs. Oklahoma State (11/19/22)
INT:N/A
PBU:N/A

#25 RB JADEN KNOWLES

Rush: 4 vs. W. Carolina (9/11/21)
 Yards: 37 vs. W. Carolina (9/11/21)
 TDs: 2 vs. W. Carolina (9/11/21)
 Rec: 2 vs. W. Carolina (9/11/21)
 Yards: 65 vs. W. Carolina (9/11/21)
 TDs: N/A

#8 DL JONAH LAULU (*AT HAWAII)

Tackles: *6 at Wyoming, 11/7/20
 TFL: *2.5 at SDSU, 11/14/20
 Sacks: *2.0 at UCLA, 8/28/21
 INT: 1 vs. Oklahoma State (11/20/22)
 PBU: N/A

#12 DB KEY LAWRENCE (*AT TENNESSEE)

Tackles: 9 (2x) MR: at Texas Tech (11/26/22)
 TFL: 2.0 at Kansas (10/23/21)
 Sacks: 1.0 vs. Iowa State (11/20/21)
 INT: 1 at Nebraska (9/17/22)
 PBU: 2 (2x) MR: vs. Kansas (10/15/22)

#24 RB MARCUS MAJOR

Rush: 12 (3x) MR: at Iowa State (10/29/22)
 Yards: 110 vs. Florida (12/30/20)
 TDs: 2 vs. UTEP (9/3/22)
 Rec: 2 (2x) MR: at Iowa State (10/29/22)
 Yards: 24 (2x) MR: at Nebraska (9/17/22)
 TD: 1 at Nebraska (9/17/22)

#41 LB JAKE MCCOY

Tackles: 5 at TCU (10/1/22)
 TFL: N/A
 Sacks: N/A
 INT: N/A
 PBU: N/A

#17 WR MARVIN MIMS JR.

Rec: 9 vs. Kansas (10/15/22)
 Yards: 163 vs. Kent State (9/10/22)
 TDs: 2 (6x) MR: at Texas Tech (11/26/22)
 All-Purpose Yards: ... 203 vs. Kent State (9/10/22)

#6 DB TREY MORRISON (*AT NORTH CAROLINA)

Tackles: *12 at Wake Forest (9/13/19)
 TFL: *2.0 at Miami (9/27/18)
 Sacks: 1.0 at Miami (9/27/18)
 INT: 1 (2x) MR: at Florida State (10/17/20)
 PBU: 1 (14x) MR: at TCU (10/1/22)

#22 TE DANIEL PARKER (*AT MISSOURI)

Rec: *4 (2x) MR: vs. Tennessee (11/23/19)
 Yards: *46 vs. South Carolina (9/21/19)
 TDs: *2 at Kentucky (9/11/21)

#31 DL JALEN REDMOND (OPTED OUT OF BOWL)

Tackles: 5 vs. Nebraska (9/18/21)
 TFL: 2.5 (2x) MR: vs. Kent State (9/10/22)
 Sacks: 1.5 (2x) MR vs. Nebraska (9/18/21)
 INT: N/A
 PBU: 1 (5x) MR: at Texas Tech (11/26/22)

#92 DL KORI ROBERSON

Tackles: 4 vs. West Virginia (9/25/21)
 TFL: 1.0 (3x) MR vs. West Virginia (9/25/21)
 Sacks: 1.0 at TCU (10/24/20)
 INT: N/A
 PBU: 1 vs. Baylor (12/5/20)

#19 QB RALPH RUCKER

Comp: 2 vs. W. Carolina (9/11/21)
 Att: 2 vs. W. Carolina (9/11/21)
 Pass Yds: 20 vs. W. Carolina (9/11/21)
 Pass TDs: N/A
 Rush Yds: N/A
 Rush TDs: N/A

#27 RB GAVIN SAWCHUK

Rush: 2 at TCU (10/1/22)
 Yards: 5 at TCU (10/1/22)
 TDs: N/A
 Rec: N/A
 Yards: N/A
 TD: N/A

#89 WR DAMON SMITH

Rec: 2 vs. Missouri State (9/12/20)
 Yards: 7 vs. Missouri State (9/12/20)
 TDs: N/A

#3 DB ROBERT SPEARS-JENNINGS

Tackles: 5 at West Virginia (11/12/22)
 TFL: 0.5 vs. Texas (10/8/22)
 Sacks: N/A
 INT: N/A
 PBU: N/A

#12 WR DRAKE STOOPS

Rec: 6 (2x) MR: at Texas Tech (11/26/22)
 Yards: 93 vs. Kansas State (9/26/20)
 TDs: 1 (7x) MR: vs. Oklahoma State (11/19/22)

#33 DL MARCUS STRIPLING

Tackles: 4 vs. Oregon (12/29/21)
 TFL: 2.0 vs. Oregon (12/29/21)
 Sacks: 1.5 vs. Kansas (11/7/20)
 INT: N/A
 PBU: N/A

#28 LB DANNY STUTSMAN

Tackles: 18 at Texas Tech (11/26/22)
 TFL: 4.0 vs. Kent State (9/10/22)
 Sacks: 1.0 vs. Kent State (9/10/22)
 INT: 1 (2x) MR: at West Virginia (11/12/22)
 PBU: 1 (2x) MR: vs. Oklahoma State (11/19/22)

#32 DL R MASON THOMAS

Tackles: 2 (2x) MR: vs. Texas (10/8/22)
 TFL: 0.5 (2x) MR: at West Virginia (11/12/22)
 Sacks: 0.5 vs. UTEP (9/3/22)
 INT: N/A
 PBU: N/A

#2 LB DAVID UGWOGGBU

Tackles: 15 vs. Kansas State (9/24/22)
 TFL: 2.0 (4x) MR: vs. Kansas (10/15/22)
 Sacks: 1.0 (2x) MR: vs. UTEP (9/3/22)
 INT: 1 vs. Okla. State (11/21/20)
 PBU: 1 (2x) MR: at West Virginia (11/12/22)

#29 RB TAWEE WALKER

Rush: 5 (2x) MR: at TCU (10/1/22)
 Yards: 21 vs. Kent State (9/10/22)
 TDs: N/A

#0 DB WOODI WASHINGTON

Tackles: 10 vs. LSU (12/28/19)
 TFL: 0.5 at West Virginia (11/12/22)
 Sacks: N/A
 INT: 2 at Okla. State (11/27/21)
 PBU: 1 (10x) MR: at Texas Tech (11/26/22)

#23 LB DASHAUN WHITE

Tackles: 14 at Iowa State (10/29/22)
 TFL: 1.5 (4x) MR: at West Virginia (11/12/22)
 Sacks: 1.5 vs. Missouri State (9/12/20)
 INT: 1 (2x) MR: vs. Oklahoma State (11/19/22)
 PBU: 2 vs. Kansas State (9/24/22)

#13 LB SHANE WHITTER

Tackles: 5 vs. Kansas (11/7/20)
 TFL: 1.5 vs. West Virginia (9/25/21)
 Sacks: N/A
 INT: N/A
 PBU: 1 vs. Florida (12/30/20)

#24 DB GENTRY WILLIAMS

Tackles: 2 at West Virginia (11/12/22)
 TFL: N/A
 Sacks: N/A
 INT: 1 vs. UTEP (9/3/22)
 PBU: N/A

#9 TE BRAYDEN WILLIS

Rush: 7 vs. Texas (10/8/22)
 Yards: 18 vs. Texas (10/8/22)
 TDs: N/A
 Rec: 7 at Texas Tech (11/26/22)
 Yards: 102 vs. Kansas (10/15/22)
 TDs: 2 (3x) MR: at Texas Tech (11/26/22)

THE LAST TIME...

INDIVIDUAL

Rushed 30 times

OU: 37, Samaje Perine vs. Oklahoma State (12/3/16)
Opp.: 30, Justice Hill, Oklahoma State (11/4/17)

Rushed 40 times

OU: 55, Steve Owens at Oklahoma State (11/29/69)
Opp.: 40, Ricky Williams, Texas (10/11/97)

Rushed 50 times

OU: 55, Steve Owens at Oklahoma State (11/29/69)
Opp.: Has not happened since at least 1996

Rushed for 100 yards

OU: 161, Eric Gray at Texas Tech (11/26/22)
Opp.: 119, Garrett Greene, West Virginia (11/12/22)

Quarterback rushed for 100 yards

OU: 173, Jalen Hurts vs. TCU (11/23/19)
Opp.: 119, Garrett Greene, West Virginia (11/12/22)

Rushed for 200 yards

OU: 211, Eric Gray at West Virginia (11/12/22)
Opp.: 252, Pooka Williams, Kansas (11/17/18)

Rushed for 300 yards

OU: 427, Samaje Perine vs. Kansas (11/22/14)
Opp.: 331, Justin Crawford, West Virginia (11/19/16)

Rushed for 400 yards

OU: 427, Samaje Perine vs. Kansas (11/22/14)
Opp.: Never

Two 100-yard rushers

OU: 186, Rhamondre Stevenson and 110, Marcus Major vs. Florida (12/30/20)
Opp.: 136, Kendre Miller and 116, Max Duggan, TCU (10/1/22)

Three 100-yard rushers

OU: 146, Trevor Knight, 144, Alex Ross & 110, Samaje Perine at Iowa State (11/1/14)
Opp.: Never

Had a 70-yard run from scrimmage

OU: 74, Caleb Williams vs. Iowa State (11/20/21)
Opp.: 75, Sony Michel, Georgia (1/1/18)

Had an 80-yard run from scrimmage

OU: 86, Kennedy Brooks vs. Kansas State (10/27/18)
Opp.: 81, D'Onta Foreman, Texas (10/10/15)

Had a 90-yard run from scrimmage

OU: 99, Abdul Adams at Baylor (9/23/17)
Opp.: 99, Eric Vann, Kansas (10/4/97)

Rushed for three touchdowns

OU: 3, Kennedy Brooks vs. Oregon (12/29/21)
Opp.: 4, Adrian Martinez, Kansas State (9/24/22)

Rushed for four touchdowns

OU: 4, Rodney Anderson vs. West Virginia (11/25/17)
Opp.: 4, Adrian Martinez, Kansas State (9/24/22)

Rushed for five touchdowns

OU: 5, Samaje Perine vs. Kansas (11/22/14)
Opp.: Never

Rushed for six touchdowns

OU: 6, Quentin Griffin vs. Texas (10/7/00)
Opp.: Never

Passed for 300 yards

OU: 449, Dillon Gabriel at Texas Tech (11/26/22)
Opp.: 436, Tyler Shough, Texas Tech (11/26/22)

Passed for 400 yards

OU: 449, Dillon Gabriel at Texas Tech (11/26/22)
Opp.: 436, Tyler Shough, Texas Tech (11/26/22)

Passed for 500 yards

OU: 598, Baker Mayfield at Oklahoma State (11/4/17)
Opp.: 539, Will Grier, West Virginia (11/23/18)

Attempted 40 passes

OU: 40, Dillon Gabriel at Texas Tech (11/26/22)
Opp.: 50, Tyler Shough, Texas Tech (11/26/22)

Attempted 50 passes

OU: 71, Landry Jones vs. Oklahoma State (11/24/12)
Opp.: 50, Tyler Shough, Texas Tech (11/26/22)

Attempted 60 passes

OU: 71, Landry Jones vs. Oklahoma State (11/24/12)
Opp.: 67, Spencer Sanders, Oklahoma State (11/19/22)

Threw three touchdown passes

OU: 6, Dillon Gabriel at Texas Tech (11/26/22)
Opp.: 4, Jason Bean, Kansas (10/15/22)

Threw four touchdown passes

OU: 6, Dillon Gabriel at Texas Tech (11/26/22)
Opp.: 4, Jason Bean, Kansas (10/15/22)

Threw five touchdown passes

OU: 6, Dillon Gabriel at Texas Tech (11/26/22)
Opp.: 5, Casey Thompson, Texas (10/9/21)

Threw six touchdown passes

OU: 6, Dillon Gabriel at Texas Tech (11/26/22)
Opp.: 7, Joe Burrow, LSU (12/28/19)

Non-quarterback touchdown pass

OU: 2 yards, Michael Turk to Zach Schmit at Iowa State (10/29/22)
Opp.: 9 yards, Pooka Williams to Jeremiah Booker, Kansas (11/17/18)

Caught 10 passes

OU: 10, CeeDee Lamb vs. Texas (10/12/19)
Opp.: 10, Xavier Hutchinson, Iowa State (10/29/22)

Had 100 yards receiving

OU: 162, Marvin Mims; 123, Theo Wease at Texas Tech (11/26/22)
Opp.: 173, Jerand Bradley, Texas Tech (11/26/22)

Two 100-yard receivers

OU: 162, Marvin Mims; 123, Theo Wease at Texas Tech (11/26/22)
Opp.: 118, Brennan Presley; 109, Braydon Johnson, Oklahoma State (11/19/22)

Had 150 yards receiving

OU: 162, Marvin Mims at Texas Tech (11/26/22)
Opp.: 152, Charlie Kolar, Iowa State (11/20/21)

Had 200 yards receiving

OU: 243, Marquise Brown at West Virginia (11/23/18)
Opp.: 261, Xavier Worthy, Texas (10/9/21)

Had a 70-yard pass completion

OU: 77, Dillon Gabriel to Marvin Mims at Texas Tech (11/26/22)
Opp.: 73, Max Duggan to Taye Barber, TCU (10/1/22)

Had an 80-yard pass completion

OU: 82, Kyler Murray to CeeDee Lamb, vs. Kansas State (10/27/18)
Opp.: 81, Jacob Zeno to Trestan Ebner, Baylor (12/7/19)

Had a 90-yard pass completion

OU: 90, Eric Moore to P.J. Mills vs. Iowa State (10/7/95)
Opp.: 90, Jake Waters to Tyler Lockett, Kansas State (11/23/13)

Caught two touchdown passes

OU: 2, Marvin Mims; 2, Brayden Willis at Texas Tech (11/26/22)
Opp.: 2, Lawrence Arnold; 2, Mason Fairchild, Kansas (10/15/22)

Caught three touchdown passes

OU: 3, Jadon Haselwood vs. TCU (10/16/21)
Opp.: 3, Quentin Johnston, TCU (10/16/21)

Caught four touchdown passes

OU: 4, Kenny Stills at West Virginia (11/17/12)
Opp.: 4, Justin Jefferson, LSU (12/28/19)

100-yard rusher and 100-yard receiver

OU: 162 (rec.), Marvin Mims; 123 (rec.), Theo Wease; 163 (rush), Eric Gray at Texas Tech (11/26/22)
Opp.: 136 (rush), Kendre Miller, 116 (rush), Max Duggan, 107 (rec.), Taye Barber, TCU (10/23/21)

100-yard rusher and 100-yard receiver (same player)

OU: 151 (rush) and 139 (rec.) Rodney Anderson vs. TCU (11/11/17)
Opp.: Has not happened since at least 1996

150-yard rusher and 150-yard receiver

OU: 162 (rec.), Marvin Mims; 163 (rush) Eric Gray at Texas Tech (11/26/22)
Opp.: 161 (rush), Zack Langer, 189 (rec.), Keyarris Garrett, Tulsa (9/19/15)

200-yard rusher and 200-yard receiver

OU: 263 (rush), Joe Mixon, 202 (rec.), Dede Westbrook at Texas Tech (10/22/16)
Opp.: 344 (rush), Tavon Austin, 205 (rec.), Stedman Bailey, West Virginia (11/17/12)

Returned a punt for a touchdown

OU: 71, Dede Westbrook vs. Kansas (10/29/16)
Opp.: 92, Tyreek Hill, Oklahoma State (12/6/14)

Returned a kickoff for a touchdown

OU: 97, Joe Mixon vs. Ohio State (9/17/16)
Opp.: 100, Brennan Presley, Oklahoma State (11/27/21)

Returned an interception for a touchdown

OU: 45, Tre Norwood vs. Florida (12/30/20)
Opp.: 98, Vernon Scott, TCU (11/23/19)

Returned a fumble for a touchdown

OU: 42, Jalen Redmond vs. Iowa State (11/20/21)
Opp.: 63, Cassius Sendish, Kansas (11/22/14)

Returned a blocked field goal for a touchdown

OU: 48, Darryl Bright vs. Texas Tech (11/21/98)
Opp.: Under research

Returned a blocked punt for a touchdown

OU: 0, Austin Stogner vs. West Virginia (10/19/19)
Opp.: 24, Nathan Jeffery, UTEP (9/1/12)

Had 10 tackles

OU: 18, Danny Stutsman; 12, C.J. Coldon at Texas Tech (11/26/22)
Opp.: 14, Kosi Eldridge; 11, Reggie Pearson, Texas Tech (11/26/22)

Had 15 tackles

OU: 18, Danny Stutsman at Texas Tech (11/26/22)
Opp.: 15, Dillon Doyle, Baylor (11/5/22)

Had 20 tackles

OU: 28, Kenneth Murray; 23, Curtis Bolton vs. Army (9/22/18)
Opp.: 21, Jalen Reeves-Maybin, Tennessee (9/12/15)

Had multiple interceptions

OU: 2, Woodi Washington at Oklahoma State (11/27/21)
Opp.: 2, Dylan Haines, Texas (10/8/16)

Had at least 2.0 sacks

OU: 2.0, Jordan Kelley vs. Oklahoma State (11/19/22)
Opp.: 2.0, Sean Martin, West Virginia (11/12/22)

Blocked a punt

OU: David Ugwoegbu vs. Texas (10/10/20)
Opp.: DeMarvion Overshown, Texas (10/9/21)

Blocked a field goal

OU: Perrion Winfrey vs. Texas (10/10/20)
Opp.: Lorenzo Carter, Georgia (1/1/18)

Blocked an extra point attempt

OU: Isaiah Coe vs. Nebraska (9/18/21)
Opp.: Team, Kansas (11/17/18)

Recorded a safety

OU: David Ugwoegbu vs. Kent State (9/10/22)
Opp.: Team, Texas A&M (11/6/10) (Bad snap thru end zone)

Made three field goals

OU: 4, Gabe Brkic vs. Texas (10/9/21)
Opp.: 3, Trey Wolff, Texas Tech (11/26/22)

Made a 50-yard field goal

OU: 53, Gabe Brkic vs. Texas Tech (10/30/21)
Opp.: 55, Rodrigo Blankenship, Georgia (1/1/18)

Had a 70-yard punt

OU: 85, Michael Turk vs. Texas (10/9/21)
Opp.: 78, Cameron Dicker, Texas (10/9/21)

Converted a two-point PAT

OU: Dillon Gabriel rush at West Virginia (11/12/22)
Opp.: Kris Hutson, Oregon (12/29/21)

Returned a blocked/failed PAT for a two-point conversion:

OU: Billy Bowman at West Virginia (11/12/22) [fumbled kick snap]
Opp.: Quandre Diggs, Texas (10/13/12)

Returned a two-point PAT attempt for a two-point conversion:

OU: Robert Barnes at Texas Tech (11/3/18)
Opp.: N/A

TEAM**Scored 40 points**

OU: 48-51, at Texas Tech (11/26/22)
Opp: 51-48, Texas Tech (11/26/22)

Scored 50 points

OU: 52-42, vs. Kansas (10/15/22)
Opp: 51-48, Texas Tech (11/26/22)

Scored 60 points

OU: 76-0, vs. Western Carolina (9/11/21)
Opp: 63-28, LSU (12/28/19)

Scored 70 points

OU: 76-0, vs. Western Carolina (9/11/21)
Opp.: 73-21, Nebraska (11/2/96)

Posted a shutout

OU: 76-0, vs. Western Carolina (9/11/21)
Opp.: 49-0, vs. Texas (10/8/22)

Rushed for 200 yards

OU: 210, at Texas Tech (11/26/22)
Opp.: 203, West Virginia (11/12/22)

Rushed for 300 yards

OU: 312, at Nebraska (9/17/22)
Opp.: 361, TCU (10/1/22)

Rushed for 400 yards

OU: 435, vs. Florida (12/30/20)
Opp.: 458 at West Virginia (11/17/12)

Rushed for 500 yards

OU: 510, Kansas (11/22/14)
Opp.: Never

Rushed for 600 yards

OU: 768 vs. Kansas State (10/15/88)
Opp.: Never

Rushed for 700 yards

OU: 768 vs. Kansas State (10/15/88)
Opp.: Never

Rushed for less than 100 yards

OU: 78 vs. Baylor (11/13/21)
Opp.: 66, Iowa State (10/29/22)

Rushed for five touchdowns

OU: 5 vs. Kansas (10/15/22)
Opp.: 5, Baylor (11/5/22)

Rushed for six touchdowns

OU: 6 vs. Kansas (11/7/20)
Opp.: 6, Kansas State (10/26/19)

Rushed for seven touchdowns

OU: 7, Texas Tech (10/24/15)
Opp.: 8, Nebraska (11/1/97)

Rushed for eight touchdowns

OU: 8, Florida A&M (9/8/12)
Opp.: 8, Nebraska (11/1/97)

Passed for 300 yards

OU: 462, at Texas Tech (11/26/22)
Opp.: 436, Texas Tech (11/26/22)

Passed for 400 yards

OU: 462, at Texas Tech (11/26/22)
Opp.: 436, Texas Tech (11/26/22)

Passed for 500 yards

OU: 598, at Oklahoma State (11/4/17)
Opp.: 532, LSU (12/28/19)

Passed for less than 100 yards

OU: 39, vs. Texas (10/8/22)
Opp.: 65, TCU (11/23/19)

Passed for five touchdowns

OU: 6, at Texas Tech (11/26/22)
Opp.: 5, Texas (10/9/21)

Passed for six touchdowns

OU: 6, at Texas Tech (11/26/22)
Opp.: 7, LSU (12/28/19)

Gained 500 yards total offense

OU: 672, at Texas Tech (11/26/22)
Opp.: 599, Texas Tech (11/26/22)

Gained 600 yards total offense

OU: 672, at Texas Tech (11/26/22)
Opp.: 668, TCU (10/1/22)

Gained 700 yards total offense

OU: 701, vs. Kansas (10/15/22)
Opp.: 704, West Virginia (11/23/18)

Gained 800 yards total offense

OU: 854, at Texas Tech (10/22/16)
Opp.: 854, Texas Tech (10/22/16)

Held under 100 total yards

OU: 83, vs. Navy (10/2/65)
Opp.: 44 vs. Idaho State (9/12/09)

Held under 200 total yards

OU: 195, vs. Texas (10/8/22)
Opp.: 178, vs. Western Carolina (9/11/21)

BEST OF THE 2000s

INDIVIDUAL

OFFENSE

Rushing Yards

427, Samaje Perine vs. Kansas (11/22/14)*
 263, Joe Mixon at Texas Tech (10/22/16)
 249, Adrian Peterson at Oklahoma State (10/30/04)
 248, Quentin Griffin vs. Texas (10/12/02)
 242, Samaje Perine at West Virginia (9/20/14)

Rushing Attempts

37, Samaje Perine vs. Oklahoma State (12/3/16)
 36, Adrian Peterson at Kansas State (10/16/04)
 35, Samaje Perine vs. Texas (10/8/16)
 35, DeMarco Murray vs. Utah State (9/4/10)
 35, Allen Patrick at Missouri (10/28/06)
 35, Allen Patrick vs. Colorado (10/21/06)

Rushing Touchdowns

6, Quentin Griffin vs. Texas (10/7/00)*
 5, Samaje Perine vs. Kansas (11/22/14)
 5, DeMarco Murray vs. North Texas (9/1/07)
 4, Done 8 times, MR:
 Rodney Anderson vs. West Virginia (11/25/17)

Passing Yards

598, Baker Mayfield at Oklahoma State (11/4/17)*
 554, Landry Jones at West Virginia (11/17/12)
 545, Baker Mayfield at Texas Tech (10/22/16)
 505, Landry Jones at Kansas State (10/29/11)
 500, Landry Jones vs. Oklahoma State (11/24/12)

Pass Completions

46, Landry Jones vs. Oklahoma State (11/24/12)*
 38, Landry Jones at West Virginia (11/17/12)
 37, Landry Jones at Oklahoma State (11/27/10)
 36, Done 5 times, MR: Landry Jones at Baylor (11/19/11)

Pass Attempts

71, Landry Jones vs. Oklahoma State (11/24/12)*
 62, Landry Jones at Oklahoma State (11/27/10)
 59, Landry Jones at Texas A&M (11/6/10)
 58, Landry Jones at Nebraska (11/7/09)
 55, Landry Jones vs. Texas Tech (10/22/11)

Passing Touchdowns

7, Baker Mayfield at Texas Tech (10/22/16)*
 6, Dillon Gabriel at Texas Tech (11/26/22)
 6, Caleb Williams vs. Texas Tech (10/30/21)
 6, Kyle Murray vs. Baylor (9/29/18)
 6, Landry Jones at West Virginia (11/17/12)
 6, Landry Jones vs. Tulsa (9/19/09)
 5, Done 19 times, MR: Spencer Rattler vs. Western Carolina (9/11/21)

Receptions

15, Sterling Shepard vs. Kansas State (10/18/14)*
 15, Justin Brown vs. Oklahoma State (11/24/12)*
 15, Jalen Saunders vs. Notre Dame (10/27/12)*
 15, Ryan Broyles vs. Iowa State (10/16/10)*
 14, Sterling Shepard at Baylor (11/14/15)
 14, Ryan Broyles at Kansas State (10/29/11)
 14, Ryan Broyles vs. Tulsa (9/3/11)

Receiving Yards

265, Marquise Brown at Oklahoma State (11/4/17)*
 243, Marquise Brown at West Virginia (11/23/18)
 232, Dede Westbrook vs. Texas (10/8/16)
 217, Ryan Broyles at Kansas (10/15/11)
 215, Sterling Shepard at TCU (10/4/14)

Receiving Touchdowns

4, Kenny Stills at West Virginia (11/17/12)*
 4, Jermaine Gresham vs. Texas A&M (11/3/07)*
 4, Trent Smith at Kansas (10/13/01)*
 3, Done 15 times, MR: CeeDee Lamb vs. Texas Tech (9/28/19)

Total Offense

589, Baker Mayfield at Oklahoma State (11/4/17)*
 572, Baker Mayfield vs. Tulsa (9/19/15)
 564, Baker Mayfield at Texas Tech (10/22/16)
 554, Landry Jones at West Virginia (11/17/12)
 508, Jalen Hurts vs. Houston (9/1/19)

All-Purpose Yards

446, Samaje Perine vs. Kansas (11/22/14)*
 377, Joe Mixon at Texas Tech (10/22/16)
 316, Ryan Broyles vs. Oklahoma State (11/28/09)
 301, Ryan Broyles at Kansas (10/15/11)
 290, Rodney Anderson vs. TCU (11/11/17)

Tackles

28, Kenneth Murray vs. Army (9/22/18)
 23, Curtis Bolton vs. Army (9/22/18)
 19, Dominique Alexander vs. Texas (10/12/13)
 19, Travis Lewis vs. Texas (10/11/08)
 19, Lance Mitchell at Missouri (10/5/02)

Tackles for Loss

5.0, Pryce Macon vs. Nebraska (12/4/10)
 5.0, Rufus Alexander vs. Middle Tennessee (9/23/06)
 5.0, Teddy Lehman vs. Kansas State (12/6/03)
 5.0, Jimmy Wilkerson at Baylor (11/4/00)
 4.0, many times, MR: Danny Stutsman vs. Kent State (9/10/22)

Sacks

3.0, 15 times, MR: Nik Bonitto vs. Kansas (11/7/20)

Interceptions

3, Tony Jefferson vs. Ball State (10/1/11)*
 3, J.T. Thatcher vs. Kansas (9/30/00)*
 2, 24 times, MR: Woodi Washington at Okla. State (11/27/21)

Pass Breakups

5, Derrick Strait vs. Oklahoma State (11/24/01)
 4, 9 times, MR: Tre Brown vs. Baylor (9/29/18)

SPECIAL TEAMS

Field Goals Made

4, 10 times, MR: Gabe Brkic vs. Texas (10/9/21)*

LONGEST PLAYS

Rush

99, Abdul Adams at Baylor (9/23/17)*
 95, Damien Williams vs. Texas (10/13/12)#
 92, DeMarco Murray vs. Utah State (9/15/07)#
 89, Damien Williams vs. Florida A&M (9/8/12)#
 86, Kennedy Brooks vs. Kansas State (10/27/18)#
 84, Adrian Peterson vs. Oklahoma State (11/26/05)#

Pass Play

88, Baker Mayfield to Dede Westbrook vs. Kansas State (10/15/16)#
 87, Kyle Murray to Marquise Brown vs. Tulane (9/16/17)#
 86, Landry Jones to Cameron Kenney at OSU (11/27/10)#
 86, Kyle Murray to CeeDee Lamb vs. Baylor (9/29/18)#
 84, Baker Mayfield to Marquise Brown at Oklahoma State (11/4/17)#
 82, Kyle Murray to CeeDee Lamb vs. Kansas State (10/27/18)#
 82, Baker Mayfield to CeeDee Lamb vs. Tulane (9/16/17)#
 82, Blake Bell to Jaz Reynolds vs. Tulsa (9/14/13)

Punt

85, Michael Turk vs. Texas (10/9/21)
 85, Tress Way vs. Utah State (9/4/10)
 75, Tress Way at TCU (12/1/12)
 75, Michael Cohen at Texas A&M (11/4/06)
 74, Tress Way vs. Oklahoma State (11/28/09)
 73, Cody Freeby at Texas Tech (11/19/05)

Field Goal

56, Gabe Brkic vs. Western Carolina (9/11/21)
 56, Gabe Brkic vs. Tulane (9/4/21)
 55, Gabe Brkic vs. Tulane (9/4/21)
 54, Gabe Brkic vs. Iowa State (12/19/20)
 53, Gabe Brkic vs. Texas Tech (10/30/21)
 53, Michael Hunnicutt at Kansas State (10/29/11)
 53, Garrett Hartley vs. Utah State (9/15/07)
 52, Garrett Hartley vs. Texas (10/8/05)
 51, Austin Seibert vs. West Virginia (11/25/17)
 51, Gabe Brkic vs. Tulane (9/4/21)
 51, Gabe Brkic at Iowa State (10/3/20)
 50, Garrett Hartley at Nebraska (10/29/05)
 50, Gabe Brkic vs. Baylor (12/5/20)
 50, Gabe Brkic vs. Kansas (11/7/20)

Punt Return

91, Antonio Perkins at Tulsa (8/30/02)#
 91, Jalen Saunders vs. Iowa State (11/16/13)#
 90, Justin Brown vs. Kansas (10/20/12)#
 87, Ryan Broyles vs. Oklahoma State (11/28/09)#
 84, Antonio Perkins vs. UCLA (9/20/03)#

Kick Return

100, Alex Ross at West Virginia (9/20/14)*#
 100, Roy Finch vs. Kansas (10/20/12)*#
 100, Mark Bradley at Iowa State (10/4/03)##
 97, Joe Mixon vs. Ohio State (9/17/16)#
 93, J.T. Thatcher at Kansas State (10/14/00)

Interception Return

100, Julian Wilson vs. Tennessee (9/13/14)*#
 97, Derrick Strait at Texas Tech (11/22/03)
 85, Dominique Franks at Kansas (10/24/09)#
 85, J.T. Thatcher vs. Texas Tech (11/18/00)#
 80, Jordan Evans at West Virginia (11/19/16)#

Fumble Return

70, Nik Bonitto at Kansas State (10/2/21)*
 69, Cory Heinecke at Air Force (9/1/01)#
 61, Reggie Smith vs. Miami (FL) (9/8/07)#
 56, Jamell Fleming vs. Texas (10/8/11)#
 53, Keenan Clayton vs. Texas Tech (11/22/08)

* School record

Play resulted in a touchdown

TEAM

OFFENSE

First Downs

44, vs. Oklahoma State (11/24/12)
 41, at Iowa State (11/1/14)
 39, vs. Missouri (12/6/08)
 38, vs. Tulsa (9/19/15)
 37, vs. Iowa State (10/16/10)

Rushing Yards

510, vs. Kansas (11/22/14)
 510, at Iowa State (11/1/14)
 435, vs. Florida (12/30/20)
 405, vs. Texas Tech (10/24/15)
 405, vs. Iowa State (11/16/13)
 384, at Texas Tech (11/15/14)

Rushing Attempts

66, vs. Iowa State (10/19/02)
 64, vs. TCU (11/23/19)
 64, at West Virginia (11/19/16)
 63, vs. Oklahoma State (12/6/14)
 61, vs. Texas A&M (11/8/03)
 61, vs. Texas Tech (11/23/02)

Rushing Touchdowns

8, vs. Florida A&M (9/8/12)
 7, vs. Texas Tech (10/24/15)
 7, vs. North Texas (9/1/07)
 7, vs. Texas (10/7/00)
 6, vs. Kansas (11/7/20)
 6, at Texas Tech (10/31/20)
 6, vs. Texas (10/13/12)
 6, vs. Missouri (12/6/08)

Passing Yards

598, at Oklahoma State (11/4/17)
 554, at West Virginia (11/17/12)
 545, at Texas Tech (10/22/16)
 520, at Kansas State (10/29/11)
 512, vs. Oklahoma State (11/24/12)

Pass Completions

47, vs. Oklahoma State (11/24/12)
 39, vs. Tulsa (9/3/11)
 39, vs. Tulsa (11/3/01)
 38, at West Virginia (11/17/12)
 37, at Oklahoma State (11/27/10)
 37, at Kansas State (10/29/11)

Pass Attempts

73, vs. Oklahoma State (11/24/12)
 62, at Oklahoma State (11/27/10)
 60, at Texas A&M (11/6/10)
 58, at Nebraska (11/7/09)
 55, vs. Texas Tech (10/22/11)

Passing Touchdowns

7, vs. Texas Tech (10/30/21)
 7, at Texas Tech (10/22/16)
 6, at Texas Tech (11/26/22)
 6, vs. South Dakota (9/7/19)
 6 vs. Baylor (9/29/18)
 6, at West Virginia (11/17/12)
 6, vs. Tulsa (9/19/09)
 6, vs. Miami (FL) (9/8/07)
 5, 24 times, MR: vs. Western Carolina (9/11/21)

Total Offense

854, at Texas Tech (10/22/16)
 785, at Oklahoma State (11/4/17)
 773, vs. Tulsa (9/19/15)
 751, at Iowa State (11/1/14)
 733, vs. South Dakota (9/7/19)
 710, at Kansas (10/31/15)
 701, vs. Kansas (10/15/22)

Points

79, vs. North Texas (9/1/07)
 77, vs. Texas A&M (11/8/03)
 76, vs. Western Carolina (9/11/21)
 70, vs. South Dakota (9/7/19)
 69, vs. Florida A&M (9/8/12)
 68, vs. UTEP (9/14/02)
 66, at Texas Tech (10/22/16)
 66, at Texas A&M (11/8/08)

DEFENSE

Fewest First Downs Allowed

1, vs. Chattanooga (8/30/08)
 3, vs. Colorado (12/4/04)
 3, vs. Texas A&M (11/8/03)
 5, vs. Colorado (10/21/06)
 5, vs. Iowa State (10/19/02)
 5, vs. Texas A&M (11/10/01)

Fewest Rush Yards Allowed

-48, at Baylor (11/18/06)
 -22, vs. Idaho State (9/12/09)
 -7, at Texas Tech (11/17/01)
 -7, vs. Texas (10/7/00)
 -4, vs. Colorado (12/4/04)

Fewest Pass Yards Allowed

13, vs. Arkansas (1/1/02)
 16, at Kansas (10/19/13)
 20, vs. Chattanooga (8/30/08)
 25, at Baylor (11/4/00)
 32, vs. Texas A&M (11/8/03)
 40, vs. Army (9/22/18)

Fewest Completions Allowed

2, vs. Arkansas (1/1/02)
 3, vs. Army (9/22/18)
 3, vs. Chattanooga (8/30/08)
 3, vs. Colorado (10/21/06)
 4, vs. Texas A&M (11/8/03)
 4, vs. Iowa State (10/19/02)

Fewest Total Yards Allowed

36, vs. Chattanooga (8/30/08)
 44, vs. Idaho State (9/12/09)
 46, vs. Colorado (12/4/04)
 50, vs. Arkansas (1/1/02)
 54, vs. Texas A&M (11/8/03)

Fewest Points Allowed

0, 15 times, MR: vs. Western Carolina (9/11/21)

Most Sacks Recorded

9, vs. Kansas (11/7/20)
 9, vs. Texas (10/12/19)
 9, vs. Arkansas (1/1/02)
 9, at Nebraska (10/29/05)
 8, vs. Texas (10/8/11)
 7, 8 times, MR: vs. Iowa State (11/20/21)

Most Tackles for Loss Recorded

17, vs. Idaho State (9/12/09)
 16, vs. Texas (10/8/11)
 15, vs. Oklahoma State (11/26/05)
 15, vs. Texas (10/12/19)
 15, vs. Baylor (12/7/19)
 14, 3 times, MR: vs. Kent State (9/10/22)

Most Interceptions Recorded

5, at Texas Tech (11/22/03)
 5, vs. Kansas (9/30/00)
 4, vs. Oklahoma State (11/19/22)
 4, vs. Texas Tech (10/24/15)
 4, vs. Texas (10/6/01)
 3, 26 times, MR: at Iowa State (10/29/22)

Most Turnovers Forced

7, vs. Kansas (9/30/00)
 7, vs. UTEP (9/2/00)
 6, vs. Texas (10/11/03)
 5, 10 times, MR: vs. West Virginia (10/3/15)

2022 RESULTS (OVERALL: 6-6 | BIG 12: 3-6 | HOME: 4-2 | AWAY: 2-3 | NEUTRAL: 0-1)

Date	CFP/AP/C	Opponent (Rank)	TV	Site	Result	Attend.	Top Passer	Top Rusher	Top Receiver	Top Tackler
9/2	(NA/9/9)	UTEP	FOX	Norman	W, 45-13	83,173	Gabriel (15-23-233-0, 2 TD)	Gray (16-102-0)	Mims Jr. (3-81-0)	Bowman/Stutsman (9)
9/10	(NA/7/7)	Kent State	ESPN+	Norman	W, 33-3	83,911	Gabriel (21-28-296-0, 3 TD)	Gray (10-71-0)	Mims Jr. (7-163-2)	Stutsman (12)
9/17	(NA/6/6)	Nebraska	FOX	Lincoln, Neb.	W, 49-14	87,161	Gabriel (16-27-230-0, 2 TD)	Gray (11-113-2)	Mims Jr. (6-66-0)	Kanak (10)
9/24	(NA/6/6)	Kansas State	FOX	Norman	L, 34-41	84,376	Gabriel (26-39-330-0, 4 TD)	Gray (16-114-0)	Mims Jr. (4-87-1)	Ugwogebu (15)
10/1	(NA/18/16)	at TCU (NA/RV/RV)	ABC	Fort Worth, Texas	L, 24-55	49,094	Gabriel (7-16-126-0, 0 TD)	Barnes (18-100-2)	Mims Jr. (4-41-0)	Ugwogebu (10)
10/8	(NA/RV/RV)	vs. Texas (NA/NA/RV)	ABC	Dallas, Texas	L, 0-49	92,100	Beville (16-12-38-1, 0 TD)	Farooq (5-61-0)	Willis (2-25-0)	Stutsman (13)
10/15	Kansas (NA/19/20)	ESPN2	Norman	W, 52-42	83,874	Gabriel (29-42-403-1, 2 TD)	Gray (20-176-2)	Mims Jr. (9-106-0)	Ugwogebu/White (8)	
10/29	at Iowa State	FS1	Ames, Iowa	W, 27-14	58,716	Gabriel (15-26-148-0, 1 TD)	Gray (20-101-1)	Farooq (4-74-1)	White (14)	
11/5	Baylor (NA/RV/RV)	ESPN+	Norman	L, 35-38	83,546	Gabriel (22-34-261-3, 2 TD)	Gray (13-106-2)	Mims Jr. (4-120-1)	Stutsman (10)	
11/12	at West Virginia	FS1	Morgantown, W.Va.	L, 20-23	50,281	Gabriel (17-28-190-0, 0 TD)	Gray (25-211-2)	Mims Jr. (4-98-0)	Stutsman (15)	
11/19	Okla. State (NA/24/24)	ABC	Norman	W, 28-13	84,132	Gabriel (20-40-259-1, 2 TD)	Gray (20-90-1)	Stoops (6-89-1)	Ugwogebu (10)	
11/26	at Texas Tech	FS1	Lubbock, Texas	L, 48-51 (OT)	51,126	Gabriel (28-40-449-1, 6 TD)	Gray (28-163-0)	Mims Jr. (5-162-2)	Stutsman (18)	
12/29	vs. Florida State (13/13/13)	ESPN	Orlando, Fla.							

TEAM STATISTICS

	OU	OPP
SCORING	395	355
Points Per Game	32.9	29.6
Points Off Turnovers	48	45
FIRST DOWNS	283	309
Rushing	138	132
Passing	129	154
Penalty	16	23
RUSHING YARDAGE	2599	2268
Yards gained rushing	2811	2656
Yards lost rushing	212	388
Rushing Attempts	521	510
Average Per Rush	5.0	4.4
Average Per Game	216.6	189.0
TDs Rushing	25	27
PASSING YARDAGE	3067	3138
Comp-Att-Int	237-383-8	282-461-16
Average Per Pass	8.0	6.8
Average Per Catch	12.9	11.1
Average Per Game	255.6	261.5
TDs Passing	26	18
TOTAL OFFENSE	5666	5406
Total Plays	904	971
Average Per Play	6.3	5.6
Average Per Game	472.2	450.5
KICK RETURNS: #-Yards	24-475	16-420
PUNT RETURNS: #-Yards	11-164	12-43
INT RETURNS: #-Yards	16-131	8-74
KICK RETURN AVERAGE	19.8	26.3
PUNT RETURN AVERAGE	13.3	2.8
INT RETURN AVERAGE	8.2	9.3
FUMBLES-LOST	12-6	12-4
PENALTIES-Yards	67-606	61-503
Average Per Game	50.5	41.9
PUNTS-Yards	60-2804	66-2880
Average Per Punt	46.7	43.6
Net punt average	43.4	40.9
KICKOFFS-Yards	73-4670	67-4155
Average Per Kick	64.0	62.0
Net kick average	38.9	40.9
TIME OF POSSESSION/Game	26:01	33:59
3RD-DOWN Conversions	71/178	80/196
3rd-Down Pct	40%	41%
4TH-DOWN Conversions	10/27	14/25
4th-Down Pct	37%	56%
SACKS BY-Yards	26-199	25-123
MISC YARDS	0	0
TOUCHDOWNS SCORED	51	45
FIELD GOALS-ATTEMPTS	11-16	14-16
ON-SIDE KICKS	0-0	0-0
RED-ZONE SCORES	(38-45) 84%	(45-53) 85%
RED-ZONE TOUCHDOWNS	(31-45) 69%	(36-53) 68%
PAT-ATTEMPTS	(50-50) 100%	(41-43) 95%
ATTENDANCE	503012	296379
Games/Avg Per Game	6/83835	5/59276
Neutral Site Games		1/92100

SCORE BY QUARTERS

	1st	2nd	3rd	4th	OT	TOTAL
Oklahoma	125	110	98	60	0	393
Opponents	86	112	74	82	3	357

RUSHING

Name	G	Att	Gain	Loss	Net	Avg	TD	Long	Avg/G
Gray, Eric	12	213	1383	17	1366	6.4	11	54	113.8
Barnes, Jovantae	10	89	416	5	411	4.6	4	31	41.1
Gabriel, Dillon	11	75	402	104	298	4.0	5	61	27.1
Major, Marcus	9	56	233	6	227	4.1	4	27	25.2
Farooq, Jalil	12	12	128	2	126	9.7	0	24	10.5
Freeman, Gavin	12	6	64	2	62	10.3	1	46	5.2
Walker, Tawee	11	18	64	2	62	3.4	0	7	5.6
Stoops, Drake	12	8	48	0	48	6.0	0	14	4.0
Willis, Brayden	12	10	28	2	26	2.6	0	6	2.2
West, Trevon	12	1	7	0	7	7.0	0	7	0.6
Sawchuk, Gavin	1	2	5	0	5	2.5	0	3	5.0
Bunkley-Shelton, LV	11	2	5	0	5	2.5	0	5	0.5
Mims Jr., Marvin	12	2	4	1	3	1.5	0	4	0.2
Beville, Davis	5	15	24	39	-15	-1.0	0	13	-3.0
TEAM	12	11	0	32	-32	-2.9	0	0	-2.7
Total	12	521	2811	212	2599	5.0	25	61	216.6
Opponents	12	510	2656	388	2268	4.4	27	69	189.0

PASSING

Name	G	Effic	Comp-Att-Int	Pct	Yds	TD	Long	Avg/G
Gabriel, Dillon	11	154.23	216-343-6	63.0	2925	24	78	265.9
Beville, Davis	5	71.89	15-30-1	50.0	102	0	16	20.4
Turk, Michael	12	190.67	2-3-0	66.7	5	1	3	0.4
Gray, Eric	12	-50.00	1-2-1	50.0	0	0	0	0.0
Willis, Brayden	12	631.60	1-1-0	100.0	24	1	24	2.0
Stoops, Drake	12	209.20	1-1-0	100.0	13	0	13	1.1
Evers, Nick	1	0.00	0-1-0	0.0	0	0	0	0.0
Major, Marcus	9	83.20	1-1-0	100.0	-2	0	0	-0.2
TEAM	12	0.00	0-1-0	0.0	0	0	0	0.0
Total	12	147.38	237-383-8	61.9	3067	26	78	255.6
Opponents	12	124.29	282-461-16	61.2	3138	18	73	261.5

RECEIVING

Name	G	No	Yds	Avg	TD	Long	Avg/G
Mims Jr., Marvin	12	52	1006	19.3	6	77	83.8
Stoops, Drake	12	37	366	9.9	3	33	30.5
Willis, Brayden	12	35	456	13.0	7	78	38.0
Gray, Eric	12	33	229	6.9	0	24	19.1
Farooq, Jalil	12	33	407	12.3	4	41	33.9
Wease, Theo	11	19	378	19.9	4	61	34.4
Major, Marcus	9	8	61	7.6	1	24	6.8
Barnes, Jovantae	10	5	26	5.2	0	13	2.6
Parker, Daniel	9	4	28	7.0	0	12	3.1
Freeman, Gavin	12	3	46	15.3	0	41	3.8
Schmit, Zach	12	2	5	2.5	1	3	0.4
Gabriel, Dillon	11	1	13	13.0	0	13	1.2
Hester, JJ	3	1	13	13.0	0	13	4.3
Gibson, Jayden	9	1	12	12.0	0	12	1.3
Bunkley-Shelton, LV	11	1	10	10.0	0	10	0.9
Walker, Tawee	11	1	7	7.0	0	7	0.6
Helms, Kaden	3	1	4	4.0	0	4	1.3
Total	12	237	3067	12.9	26	78	255.6
Opponents	12	282	3138	11.1	18	73	261.5

PUNT RETURNS

Name	No.	Yds	Avg	TD	Long
Mims Jr., Marvin	9	137	15.2	0	41
Bunkley-Shelton, LV	1	8	8.0	0	8
West, Trevon	0	1	0.0	0	1
Total	11	146	13.3	0	41
Opponents	12	34	2.8	0	13

KICK RETURNS

Name	No.	Yds	Avg	TD	Long
Farooq, Jalil	12	275	22.9	0	41
Bowman, Billy	9	138	15.3	0	26
Walker, Tawee	2	10	5.0	0	10
Mims Jr., Marvin	1	35	35.0	0	35
Bunkley-Shelton, LV	1	14	14.0	0	14
Total	25	472	18.9	0	47
Opponents	16	420	26.3	0	67

INTERCEPTIONS

Name	No.	Yds	Avg	TD	Long
Coldon, C.J.	4	32	8.0	0	20
Bowman, Billy	2	11	5.5	0	8
Stutsman, Danny	2	40	20.0	0	37
White, DaShaun	2	0	0.0	0	0
Lawrence, Key	1	0	0.0	0	0
Broiles, Justin	1	0	0.0	0	0
Washington, Woodi	1	0	0.0	0	0
Williams, Gentry	1	0	0.0	0	0
Laulu, Jonah	1	26	26.0	0	26
Harrington, Justin	1	22	22.0	0	22
Total	16	131	8.2	0	37
Opponents	8	74	9.2	0	31

FUMBLE RETURNS

Name	No.	Yds	Avg	TD	Long
Downs, Ethan	1	12	12.0	0	12
Bowman, Billy	1	0	0.0	0	0
Kanak, Jaren	1	0	0.0	0	0
Kelley, Jordan	1	0	0.0	0	0
Total	4	12	3.0	0	12
Opponents	6	0	0.0	0	0

FIELD GOALS BY PLAYER

Name	FGM-FGA	Pct.	01-19	20-29	30-39	40-49	50-99	Lg	Blk
Schmit, Zach	11-16	68.8	0-0	2-2	3-5	6-7	0-2	44	0

FIELD GOALS SEQUENCE

	Oklahoma	Opponents
UTEP	(22)	(48),(54)
Kent State	(25)	(37),41
Nebraska	39	—
Kansas State	(41),(44)	(23),(29)
TCU	(43)	—
Texas	—	42
Kansas	(37)	—
Iowa State	(41),(34)	(27),(43)
Baylor	55	(49)
West Virginia	54,(32),46	(25)
Oklahoma State	-	(24),(25)
Texas Tech	(41),(42),34	(29),(43),(35)

Numbers in (parentheses) indicate field goal was made

PUNTING

Name	No.	Yds.	Avg.	Long	TB	FC	I20	50+	Blkd
Turk, Michael	60	2804	46.7	67	9	22	20	20	0
Total	60	2804	46.7	67	9	22	20	20	0
Opponents	66	2880	43.6	63	2	39	19	10	0

KICKOFFS

Name	No.	Yds.	Avg.	TB	OB	Ret.	Net	YdLn
Schmit, Zach	73	4636	63.5	54	1			
Turk, Michael	1	8	8.0	0	0			
Total	74	4644	62.8	54	1	420	38.8	26
Opponents	68	4057	59.7	33	2	437	41.1	23

SCORING

Name	TD	FGs	PAT Kick	PAT Rush	PAT Rcv	PAT Pass	DXP	Saf	Points
Schmit, Zach	1	11-16	50-50	0-0	0	0-0	0	0	89
Gray, Eric	11	0-0	0-0	0-0	0	0-0	0	0	66
Willis, Brayden	7	0-0	0-0	0-0	0	0-0	0	0	42
Mims Jr., Marvin	6	0-0	0-0	0-0	0	0-0	0	0	36
Gabriel, Dillon	5	0-0	0-0	1-1	0	0-0	0	0	32
Major, Marcus	5	0-0	0-0	0-0	0	0-0	0	0	30
Wease, Theo	4	0-0	0-0	0-0	0	0-0	0	0	24
Barnes, Jovantae	4	0-0	0-0	0-0	0	0-0	0	0	24
Farooq, Jalil	4	0-0	0-0	0-0	0	0-0	0	0	24
Stoops, Drake	3	0-0	0-0	0-0	0	0-0	0	0	18
Freeman, Gavin	1	0-0	0-0	0-0	0	0-0	0	0	6
Bowman, Billy	0	0-0	0-0	0-0	0	0-0	1	0	2
Ugwoegbu, David	0	0-0	0-0	0-0	0	0-0	0	1	2
Total	51	11-16	50-50	1-1	0	0-0	1	1	395
Opponents	45	14-16	41-43	1-1	0	0-0	0	0	355

ALL-PURPOSE YARDS

Name	G	Rush	Rec	PR	KOR	IR	Tot	Avg/G
Gray, Eric	12	1366	229	0	0	0	1595	132.9
Mims Jr., Marvin	12	3	1006	137	35	0	1181	98.4
Farooq, Jalil	12	126	407	0	275	0	808	67.3
Willis, Brayden	12	26	456	0	0	0	482	40.2
Barnes, Jovantae	10	411	26	0	0	0	437	43.7
Stoops, Drake	12	48	366	0	0	0	414	34.5
Wease, Theo	11	0	378	0	0	0	378	34.4
Gabriel, Dillon	11	298	13	0	0	0	311	28.3
Major, Marcus	9	227	61	0	0	0	288	32.0
Bowman, Billy	10	0	0	0	173	3	176	17.6
Freeman, Gavin	12	62	46	0	0	0	108	9.0
Walker, Tawee	11	62	7	0	10	0	79	7.2
Stutsman, Danny	12	0	0	0	0	40	40	3.3
Bunkley-Shelton, LV	11	5	10	8	14	0	37	3.4
Coldon, C.J.	11	0	0	0	0	32	32	2.9
Parker, Daniel	9	0	28	0	0	0	28	3.1
Laulu, Jonah	12	0	0	0	0	26	26	2.2
Harrington, Justin	12	0	0	0	0	22	22	1.8
Hester, JJ	3	0	13	0	0	0	13	4.3
Gibson, Jayden	9	0	12	0	0	0	12	1.3
West, Trevon	12	7	0	1	0	0	8	0.7
Schmit, Zach	12	0	5	0	0	0	5	0.4
Sawchuk, Gavin	1	5	0	0	0	0	5	5.0
Helms, Kaden	3	0	4	0	0	0	4	1.3
Beville, Davis	5	-15	0	0	0	0	-15	-3.0
TEAM	12	-32	0	0	0	0	-32	-2.7
Total	12	2599	3067	146	475	131	6418	534.8
Opponents	12	2268	3138	34	420	74	5934	494.5

TOTAL OFFENSE

Name	G	Plays	Rush	Pass	Total	Avg/G
Gabriel, Dillon	11	418	298	2925	3223	293.0
Gray, Eric	12	215	1366	0	1366	113.8
Barnes, Jovantae	10	89	411	0	411	41.1
Major, Marcus	9	57	227	-2	225	25.0
Farooq, Jalil	12	13	126	0	126	10.5
Beville, Davis	5	45	-15	102	87	17.4
Walker, Tawee	11	18	62	0	62	5.6
Freeman, Gavin	12	6	62	0	62	5.2
Stoops, Drake	12	9	48	13	61	5.1
Willis, Brayden	12	11	26	24	50	4.2
West, Trevon	12	1	7	0	7	0.6
Turk, Michael	12	3	0	5	5	0.4
Sawchuk, Gavin	1	2	5	0	5	5.0
Bunkley-Shelton, LV	11	2	5	0	5	0.5
Mims Jr., Marvin	12	2	3	0	3	0.2
TEAM	12	12	-32	0	-32	-2.7
Total	12	904	2599	3067	5666	472.2
Opponents	12	971	2268	3138	5406	450.5

OFFENSIVE GAME-BY-GAME

PASSING (Quarterbacks only)

#8 Dillon Gabriel	Att	Comp	INT	Pct	Yards	TD	Long	Sack	Yds	Effic
UTEP	23	15	0	65.2	233	2	42	2	10	179.0
Kent St.	28	21	0	75.0	296	3	58	3	10	199.2
Nebraska	27	16	0	59.3	230	2	38	2	7	155.3
Kansas St.	39	26	0	66.7	330	4	56	1	5	171.6
TCU	16	7	0	43.8	126	0	78	1	1	109.9
Kansas	42	29	1	69.0	403	2	41	1	6	160.6
Iowa State	26	15	0	57.7	148	1	41	1	14	118.2
Baylor	34	22	3	64.7	261	2	63	1	5	131.0
West Virginia	28	17	0	60.7	190	0	67	3	18	117.7
Oklahoma State	40	20	1	50.0	259	2	33	1	3	115.9
Texas Tech	40	28	1	70.0	449	6	77	3	11	208.8
TOTALS	343	216	6	63.0	2925	24	78	19	84	154.2

#11 Davis Beville	Att	Comp	INT	Pct	Yards	TD	Long	Sack	Yds	Effic
Nebraska	2	2	0	100.0	14	0	10	0	0	158.8
TCU	16	7	0	43.8	50	0	15	3	16	70.0
Texas	12	6	1	50.0	38	0	16	3	17	59.9
TOTALS	30	15	1	50.0	102	0	16	6	33	71.9

#7 Nick Evers	Att	Comp	INT	Pct	Yards	TD	Long	Sack	Yds	Effic
Texas	1	0	0	0.0	0	0	0	0	0	0.0
TOTALS	1	0	0	0.0	0	0	0	0	0	0.0

RUSHING

Player	No-Yds/TD	UTEP	KENT	NU	KSU	TCU	UT	KU	ISU	BU	WVU	OSU	TTU
Gray, Eric	213-1366/11	16-102/0	10-71/0	11-113/2	16-114/0	13-60/1	11-59/0	20-176/2	20-101/1	23-106/2	25-211/2	20-90/1	28-163/0
Barnes, Jovantae	89-411/4	4-25/0	9-21/0	13-77/0	-	18-100/2	7-24/0	21-69/2	DNP	DNP	5-22/0	6-59/0	6-14/0
Gabriel, Dillon	75-298/5	6-20/1	4--10/0	6-55/1	7-61/0	2-0/0	DNP	10-37/1	9-17/0	9-70/1	9--1/0	6-30/1	7-19/0
Major, Marcus	56-227/4	7-54/2	5-38/1	12-35/1	9-37/0	DNP	5-11/0	DNP	12-29/0	6-23/0	-	-	DNP
Farooq, Jalil	13-126/0	-	-	-	2-8/0	-	5-60/0	-	2-26/0	2-15/0	1-4/0	-	1-13/0
Freeman, Gavin	6-62/1	1-46/1	-	-	-	1-2/0	-	-	3-16/0	-	-	1--2/0	-
Walker, Tawee	18-62/0	2-10/0	5-21/0	4-17/0	DNP	5-11/0	-	-	-	2-3/0	-	-	-
Stoops, Drake	8-48/0	-	-	2-5/0	-	1-7/0	2-5/0	2-23/0	-	1-8/0	-	-	-
Willis, Brayden	10-26/0	-	-	-	-	-	7-18/0	1-0/0	-	1-6/0	-	-	1-2/0
West, Trevon	1-7/0	-	-	-	-	-	-	-	-	1-7/0	-	-	-
Sawchuk, Gavin	2-5/0	DNP	DNP	DNP	DNP	2-5/0	DNP	DNP	DNP	DNP	DNP	DNP	DNP
Bunkley-Shelton, LV	2-5/0	-	-	-	DNP	1-5/0	-	-	-	-	-	-	1-0/0
Mims Jr., Marvin	2-3/0	-	1-1/0	1-4/0	-	-	-	-	-	-	-	-	-
Beville, Davis	15--15/0	1-4/0	-	3-13/0	DNP	6--11/0	5--21/0	DNP	DNP	DNP	DNP	DNP	DNP
TEAM	11--32/0	1--2/0	2--6/0	2--7/0	-	-	-	3--7/0	1--7/0	-	-	1--2/0	1-1/0

RECEIVING

Player	No-Yds/TD	UTEP	KENT	NU	KSU	TCU	UT	KU	ISU	BU	WVU	OSU	TTU
Mims Jr., Marvin	52-1006/6	3-81/0	7-163/2	4-66/0	4-87/1	4-41/0	1--2/0	9-106/0	2-16/0	4-120/1	4-98/0	5-68/0	5-162/2
Willis, Brayden	35-456/7	3-40/2	1-4/0	2-19/0	5-41/2	2-81/0	2-25/0	5-102/1	2-8/0	3-27/0	-	3-35/0	7-74/2
Farooq, Jalil	33-407/4	1-9/0	-	3-58/1	5-69/0	2-17/0	1-0/0	4-42/0	4-74/1	3-39/0	5-49/0	1-30/1	4-20/1
Wease, Theo	19-378/4	3-37/0	3-37/0	2-46/1	3-75/1	-	DNP	4-56/1	-	1-4/0	-	-	3-123/1
Stoops, Drake	37-366/3	2-25/0	3-33/1	3-32/0	-	1-5/0	2-6/0	4-43/0	3-34/0	3-13/1	4-31/0	6-89/1	6-55/0
Gray, Eric	33-229/0	2-33/0	1-6/0	1-4/0	7-45/0	1-4/0	-	2-13/0	2-14/0	8-58/0	4-12/0	3-30/0	2-10/0
Major, Marcus	8-61/1	1-8/0	1-11/0	1-24/1	2-13/0	DNP	-	DNP	2-2/0	-	-	1-3/0	DNP
Freeman, Gavin	3-46/0	-	1-1/0	-	-	-	-	1-41/0	-	-	-	1-4/0	-
Parker, Daniel	4-28/0	DNP	2-21/0	1-5/0	-	1-2/0	-	-	-	-	-	DNP	DNP
Barnes, Jovantae	5-26/0	-	-	-	-	2-14/0	2-7/0	-	DNP	DNP	-	-	1-5/0
Gabriel, Dillon	1-13/0	-	-	-	-	-	DNP	-	-	-	-	-	1-13/0
Hester, JJ	1-13/0	-	1-13/0	-	DNP	DNP	DNP	DNP	DNP	DNP	DNP	DNP	DNP
Gibson, Jayden	1-12/0	-	-	-	DNP	1-12/0	DNP	DNP	-	-	-	-	-
Bunkley-Shelton, LV	1-10/0	-	-	1-10/0	DNP	-	-	-	-	-	-	-	-
Walker, Tawee	1-7/0	-	1-7/0	-	DNP	-	-	-	-	-	-	-	-
Schmit, Zach	2-5/1	-	-	-	-	-	1-3/0	-	1-2/1	-	-	-	-
Helms, Kaden	1-4/0	DNP	-	1-4/0	DNP	DNP	DNP	-	DNP	DNP	DNP	DNP	DNP

TEAM TOTALS

	Score	1st Downs	Rushing No-Yds-TD	Passing (C-A-I-Yds-TD)	Total Offense (Play-Yds)	Punts No.-Avg.	Fumbles No.-Lost	Penalties No.-Yds	KO Ret. No.-Yds	Punt Ret. No.-Yds	Int. Ret. No.-Yds.	3rd-Down Conv.	Time of Poss.
UTEP	13	26	31-38-1	31-51-1-288-0	82-316	5-42.2	3-0	6-50	2-31	2-(-2)	0-0	5 of 15	38:33
Oklahoma	45	23	38-259-4	15-23-0-233-2	61-492	3-45.3	1-0	7-59	2-51	2-17	1-0	3 of 8	21:27
Kent State	3	20	52-164-0	11-21-1-131-0	73-295	6-43.3	1-1	7-56	1-16	1-0	0-0	6 of 16	36:19
Oklahoma	33	20	36-134-1	21-28-0-296-3	64-430	6-38.7	1-0	5-25	3-33	2-49	1-22	3 of 12	23:41
Oklahoma	49	31	54-312-4	19-30-0-268-3	84-580	3-48.7	3-1	6-65	0-0	4-61	1-0	10 of 16	29:36
Nebraska	14	21	45-163-1	21-31-1-164-1	76-327	7-42.3	2-1	5-40	0-0	1-(-1)	0-0	6 of 17	30:24
Kansas State	41	28	49-275-4	21-34-0-234-1	83-509	5-47.4	0-0	6-37	1-58	0-0	0-0	8 of 17	35:04
Oklahoma	34	26	34-220-0	26-39-0-330-4	73-550	5-51.2	0-0	11-87	1-10	0-0	0-0	4 of 13	24:56
Oklahoma	24	22	49-179-3	14-32-0-176-0	81-355	8-46.9	1-1	7-80	7-174	0-0	0-0	6 of 18	27:11
at TCU	55	29	41-361-5	24-34-0-307-3	75-668	5-38.4	0-0	4-55	1-19	1-1	0-0	7 of 14	32:49
vs. Texas	49	36	50-296-3	21-31-1-289-4	81-585	3-40.7	0-0	2-10	0-0	2-11	2-6	10 of 15	32:59
Oklahoma	0	11	42-156-0	9-17-2-39-0	59-195	8-42.0	0-0	3-36	2-33	0-0	1-20	3 of 15	27:01
Kansas	42	22	35-165-2	16-27-2-265-4	62-430	5-42.4	0-0	5-45	1-31	0-0	1-17	5 of 11	29:41
Oklahoma	53	36	57-398-5	29-43-1-403-2	100-701	1-55.0	2-2	4-45	1-21	0-0	2-0	16 of 21	30:19
Oklahoma	27	18	47-182-1	16-27-0-150-2	74-332	6-49.3	1-1	4-31	2-23	0-0	3-37	7 of 17	29:15
at Iowa State	13	20	27-66-0	37-57-3-308-1	84-374	5-44.6	2-0	3-21	1-13	0-0	0-0	7 of 20	30:45
Baylor	38	24	48-281-5	14-23-1-132-0	71-413	4-42.2	1-0	6-65	1-27	0-0	3-40	4 of 13	33:42
Oklahoma	35	29	45-238-3	22-34-4-261-2	79-499	2-47.0	0-0	8-64	0-0	2-9	1-3	10 of 15	26:18
Oklahoma	20	22	41-241-2	16-27-0-185-0	68-426	4-46.5	1-0	6-60	2-56	1-10	1-3	1 of 11	22:45
at West Virginia	23	26	53-203-2	19-34-1-203-1	87-406	6-43.8	2-1	5-41	3-80	0-0	0-0	7 of 19	37:15
Oklahoma State	13	26	35-103-0	36-67-4-381-1	102-484	9-45.8	0-0	3-20	2-42	3-21	1-11	7 of 22	37:38
Oklahoma	28	17	34-175-2	20-40-1-259-2	74-434	11-49.0	1-1	2-23	3-74	0-0	4-32	1 of 14	22:22
Oklahoma	48	27	45-210-0	29-42-1-462-6	87-672	3-51.0	1-0	4-31	1-0	0-0	1-14	7 of 18	27:26
at Texas Tech	51	31	44-163-4	31-51-1-436-2	95-599	6-47.2	1-1	9-63	3-93	2-4	1-0	8 of 17	32:34

STARTING LINEUPS

OFFENSE	QB	RB	TE	WR/TE	WR	WR	LT	LG	C	RG	RT
UTEP	Gabriel	Gray	Willis	Wease	Mims Jr.	Stoops	Guyton	Mettauer	Raym	Murray	Harrison
KENT STATE	Gabriel	Gray	Willis	Wease	Farooq	Stoops	Harrison	Mettauer	Raym	Murray	Guyton
at Nebraska	Gabriel	Gray	Willis	Wease	Mims Jr.	Farooq	Harrison	Mettauer	Raym	Murray	Guyton
KANSAS STATE	Gabriel	Gray	Willis	Wease	Mims Jr.	Farooq	Harrison	Mettauer	Raym	Murray	Morris
at TCU	Gabriel	Gray	Willis	Wease	Mims Jr.	Farooq	Harrison	Mettauer	Raym	Murray	Morris
vs. Texas	Beville	Gray	Willis	Farooq	Mims Jr.	Stoops	Harrison	Mettauer	Raym	Murray	Morris
KANSAS	Gabriel	Gray	Willis	Wease	Mims Jr.	Stoops	Harrison	Mettauer	Raym	Murray	Morris
at Iowa State	Gabriel	Gray	Willis	Farooq	Mims Jr.	Stoops	Harrison	Mettauer	Raym	Murray	Morris
BAYLOR	Gabriel	Gray	Willis	Farooq	Mims Jr.	Stoops	Harrison	Mettauer	Raym	Murray	Morris
at West Virginia	Gabriel	Gray	Willis	Parker	Mims Jr.	Stoops	Harrison	Mettauer	Raym	Murray	Morris
OKLAHOMA STATE	Gabriel	Gray	Willis	Farooq	Mims Jr.	Stoops	Harrison	Mettauer	Congel	Murray	Morris
at Texas Tech	Gabriel	Gray	Willis	Farooq	Mims Jr.	Stoops	Harrison	Mettauer	Congel	Murray	Guyton

DEFENSE	DE	NG	DT/NB	DE	MLB	WLB	CHEETAH	CB	FS	SS	CB
UTEP	Grimes	Johnson	Kelley	Downs	Ugwoegbu	Stutsman	White	Washington	Lawrence	Bowman	Davis
KENT STATE	Grimes	Johnson	Coe	Downs	Ugwoegbu	Stutsman	White	Washington	Broiles	Bowman	Davis
at Nebraska	Grimes	Johnson	Harmon	Downs	Ugwoegbu	Stutsman	White	Washington	Broiles	Bowman	Davis
KANSAS STATE	Grimes	Johnson	Redmond	Downs	Ugwoegbu	Stutsman	White	Washington	Broiles	Bowman	Davis
at TCU	Grimes	Redmond	Harmon	Downs	Ugwoegbu	Stutsman	White	Washington	Broiles	Bowman	Davis
vs. Texas	Grimes	Redmond	Morrison	Downs	Ugwoegbu	Stutsman	White	Graham	Broiles	Washington	Davis
KANSAS	Grimes	Redmond	Coe	Downs	Ugwoegbu	Stutsman	White	Washington	Broiles	Lawrence	Davis
at Iowa State	Laulu	Redmond	Coe	Downs	Ugwoegbu	Stutsman	White	Washington	Broiles	Lawrence	Davis
BAYLOR	Grimes	Redmond	Coe	Downs	Ugwoegbu	Stutsman	White	Washington	Broiles	Lawrence	Davis
at West Virginia	Grimes	Johnson	Coe	Downs	Ugwoegbu	Stutsman	White	Washington	Broiles	Bowman	Coldon
OKLAHOMA STATE	Grimes	Redmond	Coe	Downs	Ugwoegbu	Stutsman	White	Washington	Broiles	Bowman	Coldon
at Texas Tech	Laulu	Redmond	Kelley	Downs	Ugwoegbu	Stutsman	White	Washington	Broiles	Bowman	Coldon

3RD-DOWN CONVERSIONS

Date	Opponent	Score	Overall		1st Qtr		2nd Qtr		3rd Qtr		4th Qtr		OT	
Sept. 3	UTEP	W, 45-13	3-8	37.5%	0-0	0.0%	2-5	40.0%	0-0	0.0%	1-3	33.3%	—	—
Sept. 10	KENT STATE	W, 33-3	3-12	25.0%	0-4	0.0%	1-2	50.0%	0-1	0.0%	2-5	40.0%	—	—
Sept. 17	at Nebraska	W, 49-14	10-16	62.5%	3-5	60.0%	2-3	66.7%	3-4	75.0%	2-4	50.0%	—	—
Sept. 24	KANSAS STATE	L, 34-41	4-13	30.8%	0-3	0.0%	2-3	66.7%	0-3	0.0%	2-4	50.0%	—	—
Oct. 1	at TCU	L, 24-55	6-18	33.3%	2-6	33.3%	1-4	25.0%	2-5	40.0%	1-3	33.3%	—	—
Oct. 8	vs. Texas	L, 0-49	3-15	20.0%	1-5	20.0%	1-3	33.3%	0-4	0.0%	1-3	33.3%	—	—
Oct. 15	KANSAS	W, 52-42	16-21	76.2%	5-5	100.0%	2-4	50.0%	4-5	80.0%	5-7	71.4%	—	—
Oct. 29	at Iowa State	W, 27-13	7-17	41.2%	2-4	50.0%	3-7	42.9%	2-4	50.0%	0-2	0.0%	—	—
Nov. 5	BAYLOR	L, 35-38	10-15	66.7%	4-5	80.0%	3-5	60.0%	1-3	33.3%	2-2	100.0%	—	—
Nov. 12	at West Virginia	L, 20-23	1-11	9.1%	0-4	0.0%	1-3	33.3%	0-2	0.0%	0-2	0.0%	—	—
Nov. 19	OKLA. STATE	W, 28-13	1-14	7.1%	0-1	0.0%	1-5	20.0%	0-4	0.0%	0-4	0.0%	—	—
Nov. 26	at Texas Tech	L, 48-51	7-18	38.9%	2-4	50.0%	1-5	20.0%	3-6	50.0%	1-2	50.0%	0-1	0.0%

4TH-DOWN CONVERSIONS

Date	Opponent	Score	Overall		1st Qtr		2nd Qtr		3rd Qtr		4th Qtr		OT	
Sept. 3	UTEP	W, 45-13	1-1	100.0%	0-0	0.0%	1-1	100.0%	0-0	0.0%	0-0	0.0%	—	—
Sept. 10	KENT STATE	W, 33-3	1-2	50.0%	1-1	100.0%	0-0	0.0%	0-0	0.0%	0-1	0.0%	—	—
Sept. 17	at Nebraska	W, 49-14	1-2	50.0%	0-0	0.0%	0-0	0.0%	1-1	100.0%	0-1	0.0%	—	—
Sept. 24	KANSAS STATE	L, 34-41	1-2	50.0%	0-0	0.0%	0-0	0.0%	0-1	0.0%	1-1	100.0%	—	—
Oct. 1	at TCU	L, 24-55	1-3	33.3%	0-1	0.0%	0-0	0.0%	0-1	0.0%	1-1	100.0%	—	—
Oct. 8	vs. Texas	L, 0-49	2-4	50.0%	2-3	66.7%	0-0	0.0%	0-1	0.0%	0-0	0.0%	—	—
Oct. 15	KANSAS	W, 52-42	1-1	100.0%	0-0	0.0%	0-0	0.0%	1-1	100.0%	0-0	0.0%	—	—
Oct. 29	at Iowa State	W, 27-13	1-2	50.0%	0-0	0.0%	1-2	50.0%	0-0	0.0%	0-0	0.0%	—	—
Nov. 5	BAYLOR	L, 35-38	0-1	0.0%	0-0	0.0%	0-1	0.0%	0-0	0.0%	0-0	0.0%	—	—
Nov. 12	at West Virginia	L, 20-23	0-2	0.0%	0-0	0.0%	0-1	0.0%	0-1	0.0%	0-0	0.0%	—	—
Nov. 19	OKLA. STATE	W, 28-13	0-1	0.0%	0-0	0.0%	0-1	0.0%	0-0	0.0%	0-0	0.0%	—	—
Nov. 26	at Texas Tech	L, 48-51	1-4	25.0%	1-2	50.0%	0-0	0.0%	0-2	0.0%	0-0	0.0%	0-0	0.0%

TIME OF POSSESSION

Date	Opponent	Score	Overall	1st Qtr	2nd Qtr	3rd Qtr	4th Qtr
Sept. 3	UTEP	W, 45-13	21:27	3:35	5:49	4:31	7:32
Sept. 10	KENT STATE	W, 33-3	23:41	6:17	3:56	5:29	7:59
Sept. 17	at Nebraska	W, 49-14	29:36	7:13	5:20	8:40	8:23
Sept. 24	KANSAS STATE	L, 34-41	24:56	4:35	4:37	7:52	7:52
Oct. 1	at TCU	L, 24-55	27:11	8:06	4:57	7:36	6:32
Oct. 8	vs. Texas	L, 0-49	27:01	8:08	6:13	6:55	5:45
Oct. 15	KANSAS	W, 52-42	30:19	6:43	6:23	7:36	9:37
Oct. 29	at Iowa State	W, 27-13	29:15	7:39	10:18	6:56	4:22
Nov. 5	BAYLOR	L, 35-38	26:18	7:06	6:39	7:13	5:20
Nov. 12	at West Virginia	L, 18-25	22:45	5:29	6:53	6:16	4:07
Nov. 19	OKLA. STATE	W, 28-13	22:22	7:24	4:50	4:47	5:21
Nov. 26	at Texas Tech	L, 48-51	27:26	9:25	5:47	7:15	4:59

OU GIVEAWAYS/TAKEAWAYS

Game	Giveaways			Takeaways			Dif.
	Fum	Int	Tot	Fum	Int	Tot	
UTEP	0	0	0	0	1	1	+1
KENT STATE	0	0	0	1	1	2	+2
at Nebraska	1	0	1	1	1	2	+1
KANSAS STATE	0	0	0	0	0	0	0
at TCU	1	0	1	0	0	0	-1
vs. TEXAS	0	2	2	0	1	1	-1
KANSAS	2	1	3	0	2	2	-1
at Iowa State	1	0	1	0	3	3	+2
BAYLOR	0	3	3	0	1	1	-2
at West Virginia	0	0	0	1	1	2	+2
OKLA. STATE	1	1	2	0	4	4	+2
at Texas Tech	0	1	1	1	1	2	+1
Total	6	8	14	4	16	20	+6

FUMBLES

Name	No.- Lost
Gabriel, Dillon	3-2
Beville, Davis	1-1
Gray, Eric	1-1
Mims Jr., Marvin	1-1
Willis, Brayden	1-1
Barnes, Jovantae	1-0
Bowman, Billy	1-0
West, Trevon	1-0
TEAM	1-0
Total	11-6

OPENING DRIVES — OFFENSE

Game	1st Half	2nd Half
UTEP	Touchdown	Touchdown
KENT STATE	Punt	Touchdown
at Nebraska	Punt	Touchdown
KANSAS STATE	Punt	Field Goal
at TCU	Fumble	Punt
vs. TEXAS	Punts	Downs
KANSAS	Touchdown	Touchdown
at Iowa State	Punt	Punt
BAYLOR	Touchdown	Punt
at West Virginia	Missed FG	Downs
OKLA. STATE	Touchdown	Punt
at Texas Tech	Touchdown	Downs

OPENING DRIVES — DEFENSE

Game	1st Half	2nd Half
UTEP	Punt	Punt
KENT STATE	Punt	Fumble
at Nebraska	Touchdown	Fumble
KANSAS STATE	Touchdown	Punt
at TCU	Touchdown	Punt
vs. TEXAS	Punt	Interception
KANSAS	Touchdown	Interception
at Iowa State	Interception	Punt
BAYLOR	Touchdown	Touchdown
at West Virginia	Interception	Punt
OKLA. STATE	Punt	Punt
at Texas Tech	Fumble	Touchdown

OU ON PREGAME COIN FLIPS

Game	Result	Score
UTEP	Won (Received)	W, 45-13
KENT STATE	Lost (Kicked)	W, 33-3
at Nebraska	Lost (Received)	W, 49-14
KANSAS STATE	Lost (Kicked)	L, 41-34
at TCU	Won (Received)	L, 55-24
vs. TEXAS	Won (Kicked)	L, 49-0
KANSAS	Lost (Received)	W, 52-42
at Iowa State	Lost (Received)	W, 27-13
BAYLOR	Lost (Received)	L, 35-38
at West Virginia	Won (Received)	L, 20-23
OKLA. STATE	Lost (Received)	W, 28-13
at Texas Tech	Won (Kicked)	L, 48-51 (OT)

DEFENSIVE LEADERS

No.	Name	GP	Solo	Ast	Total	TFL/Yds	Sacks-Yards	Int-Yds	BrUp	QBH	Rcv-Yds	FF	Block	Saf
28	Stutsman, Danny	12-12	60	59	119	9.5-27	2.0-16	2-40	4	4
2	Ugwoegbu, David	12-12	49	53	102	7.5-43	2.0-19	.	1	4
23	White, DaShaun	12-12	36	45	81	6.0-14	2.0-8	2-0	6	3
25	Broiles, Justin	12-11	29	37	66	3.0-11	.	1-0	1
0	Washington, Woodi	12-12	38	24	62	0.5-0	.	1-0	5	.	.	1	.	.
12	Lawrence, Key	10-4	32	23	55	2.5-6	.	1-0	5	.	.	2	.	.
5	Bowman, Billy	10-8	34	21	55	1.0-2	.	2-3	5	.	1-8	1	.	.
22	Coldon, C.J.	11-3	24	18	42	2.0-4	.	4-32	5
40	Downs, Ethan	12-12	17	20	37	13.5-53	4.5-24	.	3	9	1-12	.	.	.
4	Davis, Jaden	9-9	20	12	32	1.0-6	.	.	2	1
6	Morrison, Trey	12-1	17	15	32	3.0-17	0.5-5	.	2
7	Kanak, Jaren	12-0	7	17	24	1.0-2	.	.	.	2	1-0	1	.	.
31	Redmond, Jalen	12-8	10	13	23	10.0-52	4.0-38	.	4	7
37	Harrington, Justin	12-0	11	11	22	.	.	1-22	2
88	Kelley, Jordan	12-2	7	14	21	6.5-39	3.0-26	.	.	.	1-0	1	.	.
8	Laulu, Jonah	12-2	6	14	20	5.5-21	1.5-12	1-26	1	2
17	Harmon, Damond	10-2	7	12	19
94	Coe, Isaiah	11-5	8	11	19	7.5-18	1.5-10	.	.	4
77	Johnson, Jeffery	12-6	7	11	18	2.5-4	.	.	.	1
14	Grimes, Reggie	12-10	11	7	18	7.5-42	4.5-36	.	.	6	.	1	.	.
3	Spears-Jennings, Robert	8-0	5	9	14	0.5-1
81	Graham, D.J.	6-1	5	9	14	.	.	.	2
90	Ellison, Josh	12-0	4	6	10	2.5-2	.	.	.	1
56	Halton, Gracen	9-0	2	8	10	1.0-3
41	McCoy, Jake	11-0	7	2	9
33	Stripling, Marcus	11-0	4	5	9	0.5-2	.	.	.	3
13	Whitter, Shane	4-0	2	6	8
24	Williams, Gentry	12-0	3	5	8	.	.	1-0
81	West, Trevon	12-0	2	5	7
32	Thomas, R Mason	9-0	3	3	6	1.0-6	0.5-5	.	.	1
44	Gilliam, Kelvin	9-0	2	3	5	0.5-2	.	.	.	1
20	Smith, Clayton	4-0	3	2	5	1.0-5
21	Dennis, Kendall	7-0	1	3	4
26	Walker, Kani	5-0	2	1	3	1.5-1
10	Lewis, Kip	4-0	1	1	2	0.5-2
34	Schmit, Zach	12-0	.	2	2
51	Kelleher, Kasey	12-0	1	1	2
16	Burt, Jamarrien	3-0	1	.	1
22	Parker, Daniel	9-1	.	1	1
24	Major, Marcus	9-0	.	1	1
8	Gabriel, Dillon	11-11	1	.	1
73	Raym, Andrew	10-10	1	.	1
37	Turk, Michael	12-0	.	1	1
9	Willis, Brayden	12-12	.	1	1
17	Mims Jr., Marvin	12-11	1	.	1
0	Gray, Eric	12-12	1	.	1
TM	TEAM	12-0	1
	Total	12-0	482	512	994	99-385	26-199	16-123	48	49	4-20	7	.	1
	Opponents	12-0	499	426	925	63.0-190	25-117	8-74	38	26	6-0	5	.	.

DEFENSIVE GAME-BY-GAME

TACKLES

Player	UA-A	Total	UTEP	KENT	NU	KSU	TCU	UT	KU	ISU	BU	WVU	OSU	TTU
Stutsman, Danny	60-59	119	6-3	9-3	2-2	6-4	3-4	2-11	6-1	3-2	3-7	5-10	6-3	9-9
Ugwoegbu, David	49-53	102	3-4	3-3	3-3	7-8	5-5	3-7	5-3	3-3	4-2	4-6	6-4	3-5
White, DaShaun	36-45	81	2-3	1-4	4-2	3-4	0-1	1-2	4-4	10-4	2-6	3-8	3-5	3-2
Broiles, Justin	29-37	66	0-4	5-6	0-1	7-3	3-1	2-2	1-2	2-2	3-3	1-7	3-2	2-4
Washington, Woodi	38-24	62	1-0	1-1	2-1	3-2	2-1	6-4	2-1	6-2	3-4	3-4	6-2	3-2
Bowman, Billy	34-21	55	7-2	4-7	3-1	7-2	1-0	DNP	DNP	0-2	0-2	5-1	3-2	4-2
Lawrence, Key	32-23	55	0-3	DNP	4-2	2-5	1-1	3-1	5-1	3-0	7-2	DNP	4-2	3-6
Coldon, C.J.	24-18	42	1-1	1-0	0-1	-	DNP	2-1	2-0	-	0-2	4-9	6-1	8-3
Downs, Ethan	17-20	37	1-1	0-3	3-0	1-0	0-2	1-1	1-2	2-1	0-5	3-3	2-1	3-1
Davis, Jaden	20-12	32	1-2	1-0	1-0	2-4	0-2	4-3	2-1	6-0	3-0	DNP	DNP	DNP
Morrison, Trey	17-15	32	1-4	1-0	2-2	1-0	2-3	2-1	-	3-0	-	2-3	1-1	2-1
Kanak, Jaren	7-17	24	0-4	0-3	3-7	-	0-1	1-0	2-0	-	1-1	0-1	-	-
Redmond, Jalen	10-13	23	0-1	2-1	1-0	1-3	0-1	1-2	0-1	1-2	2-0	-	1-0	1-2
Harrington, Justin	11-11	22	4-1	0-2	1-4	-	4-4	-	-	-	-	1-0	1-0	-
Kelley, Jordan	7-14	21	0-1	1-0	0-1	-	-	1-1	-	1-0	1-3	0-2	1-5	2-1
Laulu, Jonah	6-14	20	0-1	0-1	1-1	0-3	-	1-1	0-1	1-3	-	-	2-3	1-0
Coe, Isaiah	8-11	19	1-1	1-0	-	2-0	1-1	0-1	1-0	0-2	-	2-1	0-5	DNP
Harmon, Damond	7-12	19	1-1	1-4	1-1	-	1-4	DNP	DNP	-	-	0-1	2-0	1-1
Grimes, Reggie	11-7	18	2-1	3-1	2-1	-	-	0-3	-	1-0	1-0	0-1	1-0	1-0
Johnson, Jeffery	7-11	18	0-3	1-1	-	1-0	1-0	1-0	0-1	1-1	2-2	0-2	0-1	-
Spears-Jennings, Robert	5-9	14	DNP	DNP	DNP	DNP	1-1	0-2	3-1	0-1	-	1-4	-	-
Graham, D.J.	5-9	14	2-0	-	1-2	0-1	1-1	1-5	DNP	DNP	DNP	DNP	DNP	DNP
Ellison, Josh	4-6	10	1-1	1-2	-	0-1	0-1	-	0-1	-	-	1-0	1-0	-
Halton, Gracen	2-8	10	-	0-3	0-2	-	1-2	-	DNP	-	DNP	-	1-1	DNP
Stripling, Marcus	4-5	9	-	-	0-2	1-0	DNP	-	-	0-2	-	1-1	-	2-0
McCoy, Jake	7-2	9	-	0-1	-	-	4-1	2-0	1-0	DNP	-	-	-	-
Williams, Gentry	3-5	8	1-0	-	0-1	-	0-1	1-1	-	-	-	0-2	1-0	-
Whitter, Shane	2-6	8	1-3	DNP	1-3	-	-	DNP	DNP	DNP	DNP	DNP	DNP	DNP
West, Trevon	2-5	7	-	1-0	-	-	0-1	0-1	-	0-1	-	-	0-1	1-1
Thomas, R Mason	3-3	6	1-1	-	DNP	DNP	DNP	1-1	1-0	-	-	0-1	-	-
Smith, Clayton	3-2	5	-	0-1	3-1	DNP	-	DNP	DNP	DNP	DNP	DNP	DNP	DNP
Gilliam, Kelvin	2-3	5	1-1	0-1	1-0	-	0-1	-	-	-	DNP	-	DNP	DNP
Dennis, Kendall	1-3	4	0-1	-	1-0	DNP	-	0-2	-	DNP	DNP	DNP	DNP	-
Walker, Kani	2-1	3	DNP	DNP	0-1	-	2-0	DNP	DNP	DNP	-	DNP	DNP	-
Kelleher, Kasey	1-1	2	-	1-0	-	-	0-1	-	-	-	-	-	-	-
Schmit, Zach	0-2	2	-	-	-	-	-	-	-	-	0-1	0-1	-	-
Lewis, Kip	1-1	2	DNP	DNP	DNP	DNP	DNP	0-1	DNP	DNP	-	1-0	-	DNP
Gabriel, Dillon	1-0	1	-	-	-	-	-	DNP	-	-	1-0	-	-	-
Raym, Andrew	1-0	1	-	-	-	-	-	-	1-0	-	-	-	DNP	DNP
Parker, Daniel	0-1	1	DNP	-	-	-	0-1	-	-	-	-	-	DNP	DNP
Turk, Michael	0-1	1	-	-	-	-	-	-	-	-	-	-	-	0-1
Major, Marcus	0-1	1	-	-	-	-	DNP	-	DNP	-	-	-	0-1	DNP
Gray, Eric	1-0	1	-	-	-	-	-	1-0	-	-	-	-	-	-
Burt, Jamarrien	1-0	1	DNP	DNP	DNP	DNP	DNP	DNP	DNP	DNP	DNP	1-0	-	-
Willis, Brayden	0-1	1	-	-	-	-	-	-	-	-	-	-	-	0-1
Mims Jr., Marvin	1-0	1	-	-	-	-	-	-	-	-	-	-	1-0	-

DEFENSIVE GAME-BY-GAME

TACKLES FOR LOSS

Player	UA-A	Total	UTEP	KENT	NU	KSU	TCU	UT	KU	ISU	BU	WVU	OSU	TTU
Downs, Ethan	11-5	13.5	1.0-4	0.5-1	2.0-16	1.0-2	-	-	1.5-2	-	0.5-1	3.0-16	1.5-4	2.5-7
Redmond, Jalen	8-4	10.0	-	2.5-6	1.0-11	0.5-1	-	-	0.5-1	1.5-5	2.0-7	-	1.0-12	1.0-9
Stutsman, Danny	7-5	9.5	-	4.0-10	-	-	0.5-5	1.5-2	2.0-2	0.5-1	0.5-1	0.5-6	-	-
Coe, Isaiah	5-5	7.5	1.0-8	1.0-1	-	2.0-3	-	-	-	0.5-1	-	1.0-1	2.0-4	DNP
Grimes, Reggie	6-3	7.5	2.5-19	2.5-15	1.0-2	-	-	-	-	-	1.0-1	0.5-5	-	-
Ugwoegbu, David	4-7	7.5	1.0-10	1.0-15	-	-	-	-	2.0-9	1.0-1	1.0-5	0.5-1	0.5-1	0.5-1
Kelley, Jordan	4-5	6.5	0.5-2	-	-	-	-	0.5-1	-	1.0-9	1.0-2	-	2.5-18	1.0-7
White, DaShaun	4-4	6.0	-	-	1.0-4	-	-	-	0.5-0	1.5-3	0.5-1	1.5-2	1.0-4	-
Laulu, Jonah	3-5	5.5	-	-	1.5-8	0.5-1	-	-	0.5-1	-	-	-	2.0-10	1.0-1
Morrison, Trey	2-2	3.0	-	-	1.0-10	-	1.5-6	-	-	-	-	0.5-1	-	-
Broiles, Justin	1-4	3.0	-	1.0-3	-	-	-	-	-	0.5-1	0.5-2	-	1.0-5	-
Johnson, Jeffery	0-5	2.5	0.5-2	-	-	-	-	-	0.5-0	-	0.5-0	0.5-1	0.5-1	-
Lawrence, Key	2-1	2.5	-	DNP	-	-	-	-	0.5-1	1.0-4	-	DNP	1.0-1	-
Ellison, Josh	2-1	2.5	1.0-1	0.5-0	-	-	-	-	-	-	-	1.0-1	-	-
Coldon, C.J.	2-0	2.0	-	-	-	-	DNP	1.0-3	-	-	-	1.0-1	-	-
Walker, Kani	1-1	1.5	DNP	DNP	0.5-0	-	1.0-1	DNP	DNP	DNP	-	DNP	DNP	-
Bowman, Billy	1-0	1.0	-	-	-	-	-	DNP	DNP	-	-	1.0-2	-	-
Smith, Clayton	1-0	1.0	-	-	1.0-5	DNP	-	DNP	DNP	DNP	DNP	DNP	DNP	DNP
Davis, Jaden	1-0	1.0	1.0-6	-	-	-	-	-	-	-	-	DNP	DNP	DNP
Thomas, R Mason	0-2	1.0	0.5-5	-	DNP	DNP	DNP	-	-	-	-	0.5-1	-	-
Halton, Gracen	1-0	1.0	-	-	-	-	1.0-3	-	DNP	-	DNP	-	-	DNP
Kanak, Jaren	0-2	1.0	-	0.5-1	-	-	-	-	-	-	0.5-1	-	-	-
Spears-Jennings, Robert	0-1	0.5	DNP	DNP	DNP	DNP	-	0.5-1	-	-	-	-	-	-
Washington, Woodi	0-1	0.5	-	-	-	-	-	-	-	-	-	0.5-0	-	-
Stripling, Marcus	0-1	0.5	-	-	-	-	DNP	-	-	0.5-2	-	-	-	-
Gilliam, Kelvin	0-1	0.5	-	0.5-2	-	-	-	-	-	-	DNP	-	DNP	DNP
Lewis, Kip	0-1	0.5	DNP	DNP	DNP	DNP	DNP	0.5-2	DNP	DNP	-	-	-	DNP

SACKS

Player	UA-A	Total	UTEP	KENT	NU	KSU	TCU	UT	KU	ISU	BU	WVU	OSU	TTU
Grimes, Reggie	3-3	4.5	2.5-19	1.5-12	-	-	-	-	-	-	-	0.5-5	-	-
Downs, Ethan	4-1	4.5	1.0-4	0.5-1	1.0-10	-	-	-	-	-	-	1.0-6	1.0-3	-
Redmond, Jalen	4-0	4.0	-	-	1.0-11	-	-	-	-	-	1.0-6	-	1.0-12	1.0-9
Kelley, Jordan	2-2	3.0	-	-	-	-	-	-	-	1.0-9	-	-	2.0-17	-
White, DaShaun	2-0	2.0	-	-	1.0-4	-	-	-	-	-	-	-	1.0-4	-
Ugwoegbu, David	2-0	2.0	1.0-10	-	-	-	-	-	1.0-9	-	-	-	-	-
Stutsman, Danny	1-2	2.0	-	1.0-5	-	-	0.5-5	-	-	-	-	0.5-6	-	-
Coe, Isaiah	1-1	1.5	1.0-8	-	-	-	-	-	-	-	-	-	0.5-2	DNP
Laulu, Jonah	1-1	1.5	-	-	1.0-7	-	-	-	-	-	-	-	0.5-5	-
Thomas, R Mason	0-1	0.5	0.5-5	-	DNP	DNP	DNP	-	-	-	-	-	-	-
Morrison, Trey	0-1	0.5	-	-	-	-	0.5-5	-	-	-	-	-	-	-

PARTICIPATION GAME-BY-GAME

NO.	NAME	GP/GS	UTEP	KENT	NU	KSU	TCU	UT	KU	ISU	BU	WVU	OSU	TTU
69	Anderson, Nate	4/-	XXX	XXX	XXX	...	XXX
4	Anderson, Nic	2/-	XXX	XXX
2	Barnes, Jovantae	10/-	XXX	XXX	XXX	XXX	XXX	XXX	XXX	XXX	XXX	XXX
11	Beville, Davis	5/1	XXX	XXX	XXX	...	XXX	START
14	Booty, General	1/-	XXX
5	Bowman, Billy	10/8	START	START	START	START	START	XXX	XXX	START	START	START
25	Broiles, Justin	12/11	XXX	START	START	START	START	START	START	START	START	START	START	START
6	Bunkley-Shelton, LV	11/-	XXX	XXX	XXX	...	XXX	XXX	XXX	XXX	XXX	XXX	XXX	XXX
16	Burt, Jamarrien	3/-	XXX	XXX	XXX
59	Byrd, Savion	9/-	XXX	XXX	XXX	...	XXX	XXX	XXX	XXX	XXX	...	XXX	...
94	Coe, Isaiah	11/5	XXX	START	XXX	XXX	XXX	XXX	START	START	START	START	XXX	...
22	Coldon, C.J.	11/3	XXX	XXX	XXX	XXX	...	XXX	XXX	XXX	XXX	START	START	START
66	Congel, Robert	10/2	XXX	XXX	XXX	XXX	XXX	XXX	XXX	XXX	START	START
16	Darby, Brian	4/-	XXX	XXX	XXX	XXX
4	Davis, Jaden	9/9	START	START	START	START	START	START	START	START	START
21	Dennis, Kendall	7/-	XXX	XXX	XXX	...	XXX	XXX	XXX	XXX
40	Downs, Ethan	12/12	START	START	START	START	START	START	START	START	START	START	START	START
88	Dudley, Dallas	1/-	XXX
1	Eaton, Joshua	4/-	XXX	XXX	XXX	XXX
90	Ellison, Josh	12/-	XXX	XXX	XXX	XXX	XXX	XXX	XXX	XXX	XXX	XXX	XXX	XXX
63	Ergenbright, Kyle	1/-	XXX
7	Evers, Nick	1/-	XXX
3	Farooq, Jalil	12/9	XXX	START	START	START	START	START	XXX	START	START	XXX	START	START
82	Freeman, Gavin	12/-	XXX	XXX	XXX	XXX	XXX	XXX	XXX	XXX	XXX	XXX	XXX	XXX
8	Gabriel, Dillon	11/11	START	START	START	START	START	...	START	START	START	START	START	START
1	Gibson, Jayden	9/-	XXX	XXX	XXX	...	XXX	XXX	XXX	XXX	XXX	XXX
44	Gilliam, Kelvin	9/-	XXX	XXX	XXX	XXX	XXX	XXX	XXX	XXX	...	XXX
81	Graham, D.J.	6/1	XXX	XXX	XXX	XXX	XXX	START
0	Gray, Eric	12/12	START	START	START	START	START	START	START	START	START	START	START	START
14	Grimes, Reggie	12/10	START	START	START	START	START	START	START	XXX	START	START	START	XXX
84	Groos, Carsten	5/-	...	XXX	XXX	XXX	...	XXX	XXX
60	Guyton, Tyler	9/4	START	START	START	XXX	XXX	XXX	XXX	XXX	START
56	Halton, Gracen	9/-	XXX	XXX	XXX	XXX	XXX	XXX	...	XXX	...	XXX	XXX	...
17	Harmon, Damond	10/2	XXX	XXX	START	XXX	START	XXX	XXX	XXX	XXX	XXX
37	Harrington, Justin	12/-	XXX	XXX	XXX	XXX	XXX	XXX	XXX	XXX	XXX	XXX	XXX	XXX
71	Harrison, Anton	12/12	START	START	START	START	START	START	START	START	START	START	START	START
18	Helms, Kaden	3/-	...	XXX	XXX	XXX
13	Hester, JJ	3/-	XXX	XXX	XXX
78	Hicks, Marcus	2/-	XXX	...	XXX
49	Hudgens, Pierce	4/-	XXX	XXX	XXX	XXX
77	Johnson, Jeffery	12/6	START	START	START	START	XXX	XXX	XXX	XXX	XXX	START	START	XXX
7	Kanak, Jaren	12/-	XXX	XXX	XXX	XXX	XXX	XXX	XXX	XXX	XXX	XXX	XXX	XXX
51	Kelleher, Kasey	12/-	XXX	XXX	XXX	XXX	XXX	XXX	XXX	XXX	XXX	XXX	XXX	XXX
88	Kelley, Jordan	12/2	START	XXX	XXX	XXX	XXX	XXX	XXX	XXX	XXX	XXX	XXX	START
8	Laulu, Jonah	12/2	XXX	XXX	XXX	XXX	XXX	XXX	XXX	START	XXX	XXX	XXX	START
12	Lawrence, Key	10/4	START	...	XXX	XXX	XXX	XXX	START	START	START	...	XXX	XXX
10	Lewis, Kip	4/-	XXX	XXX	XXX	XXX	...
87	Llewellyn, Jason	10/-	XXX	XXX	XXX	XXX	XXX	XXX	XXX	XXX	...	XXX	XXX	...
24	Major, Marcus	9/-	XXX	XXX	XXX	XXX	...	XXX	...	XXX	XXX	XXX	XXX	...
41	McCoy, Jake	11/-	XXX	XXX	XXX	XXX	XXX	XXX	XXX	...	XXX	XXX	XXX	XXX
11	McKinzie, Kobie	3/-	XXX	XXX	XXX
72	Mettaufer, McKade	12/12	START	START	START	START	START	START	START	START	START	START	START	START
17	Mims Jr., Marvin	12/11	START	XXX	START	START	START	START	START	START	START	START	START	START
64	Morris, Wanya	9/8	XXX	START	START	START	START	START	START	START	START	...
6	Morrison, Trey	12/1	XXX	XXX	XXX	XXX	XXX	START	XXX	XXX	XXX	XXX	XXX	XXX
56	Murray, Chris	12/12	START	START	START	START	START	START	START	START	START	START	START	START
22	Parker, Daniel	9/1	...	XXX	XXX	XXX	XXX	XXX	XXX	XXX	XXX	START
55	Parks, Aaryn	4/-	XXX	XXX	XXX	XXX
43	Peoples, Ryan	1/-	XXX
73	Raym, Andrew	10/10	START	START	START	START	START	START	START	START	START	START
31	Redmond, Jalen	12/8	XXX	XXX	XXX	START	START	START	START	START	START	XXX	START	START
27	Rowe, Jayden	3/-	XXX	XXX	XXX
27	Sawchuk, Gavin	1/-	XXX
34	Schmit, Zach	12/-	XXX	XXX	XXX	XXX	XXX	XXX	XXX	XXX	XXX	XXX	XXX	XXX
39	Schuh, Peter	2/-	...	XXX	XXX
76	Sexton, Jacob	9/-	XXX	XXX	XXX	...	XXX	XXX	...	XXX	XXX	...	XXX	XXX
20	Smith, Clayton	4/-	XXX	XXX	XXX	...	XXX
3	Spears-Jennings, R.	8/-	XXX	XXX	XXX	XXX	XXX	XXX	XXX	XXX
12	Stoops, Drake	12/9	START	START	XXX	...	XXX	START	START	START	START	START	START	START
33	Stripling, Marcus	11/-	XXX	XXX	XXX	XXX	...	XXX	XXX	XXX	XXX	XXX	XXX	XXX
28	Stutsman, Danny	12/12	START	START	START	START	START	START	START	START	START	START	START	START
79	Taylor, Jake	7/-	XXX	XXX	XXX	...	XXX	XXX	...	XXX	XXX
36	Taylor, Ty	1/-	XXX
32	Thomas, R Mason	9/-	XXX	XXX	XXX	XXX	XXX	XXX	XXX	XXX	XXX
37	Turk, Michael	12/-	XXX	XXX	XXX	XXX	XXX	XXX	XXX	XXX	XXX	XXX	XXX	XXX
2	Ugwogebu, David	12/12	START	START	START	START	START	START	START	START	START	START	START	START
70	Walker, Brey	11/-	XXX	XXX	XXX	XXX	XXX	...	XXX	XXX	XXX	XXX	XXX	XXX
26	Walker, Kani	5/-	XXX	XXX	XXX	XXX	XXX
29	Walker, Tawee	11/-	XXX	XXX	XXX	...	XXX	XXX	XXX	XXX	XXX	XXX	XXX	XXX
15	Washington, Bryson	1/-	XXX
0	Washington, Woodi	12/12	START	START	START	START	START	START	START	START	START	START	START	START
10	Wease, Theo	11/6	START	START	START	START	START	...	START	XXX	XXX	XXX	XXX	XXX
81	West, Trevon	12/-	XXX	XXX	XXX	XXX	XXX	XXX	XXX	XXX	XXX	XXX	XXX	XXX
23	White, DaShaun	12/12	START	START	START	START	START	START	START	START	START	START	START	START
13	Whitter, Shane	4/-	XXX	...	XXX	XXX	XXX
24	Williams, Gentry	12/-	XXX	XXX	XXX	XXX	XXX	XXX	XXX	XXX	XXX	XXX	XXX	XXX
9	Willis, Brayden	12/12	START	START	START	START	START	START	START	START	START	START	START	START

OKLAHOMA SEASON HIGHS

Rushes	28	Gray, Eric at Texas Tech (Nov 26, 2022)
Yards Rushing	211	Gray, Eric at West Virginia (Nov 12, 2022)
TD Rushes	2	7 times; MR: Gray, Eric at West Virginia (Nov 12, 2022)
Long Rush	61	Gabriel, Dillon at Nebraska (Sep 17, 2022)
Pass attempts	42	Gabriel, Dillon vs Kansas (Oct 15, 2022)
Pass completions	29	Gabriel, Dillon vs Kansas (Oct 15, 2022)
Yards Passing	449	Gabriel, Dillon at Texas Tech (Nov 26, 2022)
TD Passes	6	Gabriel, Dillon at Texas Tech (Nov 26, 2022)
Long Pass	78	Gabriel, Dillon at TCU (Oct 01, 2022)
Receptions	9	Mims Jr., Marvin vs Kansas (Oct 15, 2022)
Yards Receiving	163	Mims Jr., Marvin vs Kent St. (Sep 10, 2022)
TD Receptions	2	Willis, Brayden vs UTEP (Sep 03, 2022) Mims Jr., Marvin vs Kent St. (Sep 10, 2022) Willis, Brayden vs Kansas St. (Sep 24, 2022) Willis, Brayden at Texas Tech (Nov 26, 2022) Mims Jr., Marvin at Texas Tech (Nov 26, 2022)
Long Reception	78	Willis, Brayden at TCU (Oct 01, 2022)
Field Goals	2	Schmit, Zach vs Kansas St. (Sep 24, 2022) Schmit, Zach at Iowa State (Oct 29, 2022) Schmit, Zach at Texas Tech (Nov 26, 2022)
Long Field Goal	44	Schmit, Zach vs Kansas St. (Sep 24, 2022)
Punts	11	Turk, Michael vs Oklahoma St. (Nov 19, 2022)
Punting Avg	55.0	Turk, Michael vs Kansas (Oct 15, 2022)
Long Punt	67	Turk, Michael vs Oklahoma St. (Nov 19, 2022)
Punts inside 20	3	Turk, Michael vs Kent St. (Sep 10, 2022) Turk, Michael at TCU (Oct 01, 2022) Turk, Michael at West Virginia (Nov 12, 2022) Turk, Michael vs Oklahoma St. (Nov 19, 2022)
Long Punt Return	41	Mims Jr., Marvin vs Kent St. (Sep 10, 2022)
Long Kickoff Return	47	Farooq, Jalil at TCU (Oct 01, 2022)
Tackles	18	Stutsman, Danny at Texas Tech (Nov 26, 2022)
Sacks	2.5	Grimes, Reggie vs UTEP (Sep 03, 2022)
Tackles For Loss	4.0	Stutsman, Danny vs Kent St. (Sep 10, 2022)
Interceptions	1	16 times; MR: Coldon, C.J. at Texas Tech (Nov 26, 2022)

OKLAHOMA GAME HIGHS

Rushes	57	vs Kansas (Oct 15, 2022)
Yards Rushing	312	at Nebraska (Sep 17, 2022)
Yards Per Rush	6.8	vs UTEP (Sep 03, 2022)
TD Rushes	5	vs Kansas (Oct 15, 2022)
Pass attempts	43	vs Kansas (Oct 15, 2022)
Pass completions	29	vs Kansas (Oct 15, 2022) at Texas Tech (Nov 26, 2022)
Yards Passing	462	at Texas Tech (Nov 26, 2022)
Yards Per Pass	11.0	at Texas Tech (Nov 26, 2022)
TD Passes	6	at Texas Tech (Nov 26, 2022)
Total Plays	100	vs Kansas (Oct 15, 2022)
Total Offense	701	vs Kansas (Oct 15, 2022)
Yards Per Play	8.1	vs UTEP (Sep 03, 2022)
Points	52	vs Kansas (Oct 15, 2022)
Sacks By	6	vs UTEP (Sep 03, 2022) vs Oklahoma St. (Nov 19, 2022)
First Downs	35	vs Kansas (Oct 15, 2022)
Penalties	11	vs Kansas St. (Sep 24, 2022)
Penalty Yards	87	vs Kansas St. (Sep 24, 2022)
Turnovers	3	vs Kansas (Oct 15, 2022) vs Baylor (Nov 05, 2022)
Interceptions By	4	vs Oklahoma St. (Nov 19, 2022)
Punts	11	vs Oklahoma St. (Nov 19, 2022)
Punting Avg	55.0	vs Kansas (Oct 15, 2022)
Long Punt	67	vs Oklahoma St. (Nov 19, 2022)
Punts inside 20	3	vs Kent St. (Sep 10, 2022) at TCU (Oct 01, 2022) at West Virginia (Nov 12, 2022) vs Oklahoma St. (Nov 19, 2022)
Long Punt Return	41	vs Kent St. (Sep 10, 2022)

OPPONENT SEASON HIGHS

Rushes	25	Vaughn, Deuce, vs Kansas St. (Sep 24, 2022) Williams, Craig, vs Baylor (Nov 05, 2022)
Yards Rushing	192	Williams, Craig, vs Baylor (Nov 05, 2022)
TD Rushes	4	Martinez, Adrian, vs Kansas St. (Sep 24, 2022)
Long Rush	69	Miller, Kendre, at TCU (Oct 01, 2022)
Pass attempts	67	Sanders, Spencer, vs Oklahoma St. (Nov 19, 2022)
Pass completions	37	Dekkers, Hunter, at Iowa State (Oct 29, 2022)
Yards Passing	436	Shough, Tyler, at Texas Tech (Nov 26, 2022)
TD Passes	4	Ewers, Quinn, vs Texas (Oct 08, 2022) Bean, Jason, vs Kansas (Oct 15, 2022)
Long Pass	73	Duggan, Max, at TCU (Oct 01, 2022)
Receptions	10	Palmer, Trey, at Nebraska (Sep 17, 2022) Hutchinson, Xavier, at Iowa State (Oct 29, 2022)
Yards Receiving	173	Bradley, Jerand, at Texas Tech (Nov 26, 2022)
TD Receptions	2	Sanders, Ja'Tavion, vs Texas (Oct 08, 2022) Fairchild, Mason, vs Kansas (Oct 15, 2022) Arnold, Lawrence, vs Kansas (Oct 15, 2022)
Long Reception	73	Barber, Taye, at TCU (Oct 01, 2022)
Field Goals	3	Wolff, Trey, at Texas Tech (Nov 26, 2022)
Long Field Goal	54	Baechle, Gavin, vs UTEP (Sep 03, 2022)
Punts	9	Ward, Logan, vs Oklahoma St. (Nov 19, 2022)
Punting Avg	51.0	Bleekrode, Timmy, at Nebraska (Sep 17, 2022)
Long Punt	63	Ward, Logan, vs Oklahoma St. (Nov 19, 2022)
Punts inside 20	4	Straw, Oliver, at West Virginia (Nov 12, 2022)
Long Punt Return	13	James, Raymond, vs Kent St. (Sep 10, 2022) Presley, Brennan, vs Oklahoma St. (Nov 19, 2022)
Long Kickoff Return	67	Brown, Jordan, at Texas Tech (Nov 26, 2022)
Tackles	15	Doyle, Dillon, vs Baylor (Nov 05, 2022)
Sacks	2.0	Johns, Khalib, vs Kent St. (Sep 10, 2022) Winters, Dee, at TCU (Oct 01, 2022) Martin, Sean, at West Virginia (Nov 12, 2022)
Tackles For Loss	2.0	Johns, Khalib, vs Kent St. (Sep 10, 2022) Winters, Dee, at TCU (Oct 01, 2022) Sweat, T'Vondre, vs Texas (Oct 08, 2022) Coburn, Keondre, vs Texas (Oct 08, 2022) Martin, Sean, at West Virginia (Nov 12, 2022)
Interceptions	1	8 times; MR Taylor-Demerson, at TTU (Nov 26, 2022)

OPPONENT GAME HIGHS

Rushes	53	at West Virginia (Nov 12, 2022)
Yards Rushing	361	at TCU (Oct 01, 2022)
Yards Per Rush	8.8	at TCU (Oct 01, 2022)
TD Rushes	5	at TCU (Oct 01, 2022) vs Baylor (Nov 05, 2022)
Pass attempts	67	vs Oklahoma St. (Nov 19, 2022)
Pass completions	37	at Iowa State (Oct 29, 2022)
Yards Passing	436	at Texas Tech (Nov 26, 2022)
Yards Per Pass	9.8	vs Kansas (Oct 15, 2022)
TD Passes	4	vs Texas (Oct 08, 2022) vs Kansas (Oct 15, 2022)
Total Plays	102	vs Oklahoma St. (Nov 19, 2022)
Total Offense	668	at TCU (Oct 01, 2022)
Yards Per Play	8.9	at TCU (Oct 01, 2022)
Points	55	at TCU (Oct 01, 2022)
Sacks By	4	at TCU (Oct 01, 2022)
First Downs	34	vs Texas (Oct 08, 2022)
Penalties	9	at Texas Tech (Nov 26, 2022)
Penalty Yards	69	vs Kent St. (Sep 10, 2022)
Turnovers	4	vs Oklahoma St. (Nov 19, 2022)
Interceptions By	3	vs Baylor (Nov 05, 2022)
Punts	9	vs Oklahoma St. (Nov 19, 2022)
Punting Avg	47.4	vs Kansas St. (Sep 24, 2022)
Long Punt	63	vs Oklahoma St. (Nov 19, 2022)
Punts inside 20	4	at West Virginia (Nov 12, 2022)
Long Punt Return	13	vs Kent St. (Sep 10, 2022) vs Oklahoma St. (Nov 19, 2022)

OKLAHOMA'S LONGEST PLAYS

Rushing	61	Dillon Gabriel at Nebraska (Sept. 17, 2022)
Passing	78	Dillon Gabriel to Brayden Willis at TCU (Oct. 1, 2022)
Field Goal	44	Zach Schmit vs. Kansas State (Sept. 24, 2022)
Punt	67	Michael Turk vs. Oklahoma State (Nov. 19, 2022)
Punt Return	41	Marvin Mims Jr. vs. Kent State (Sept. 10, 2022)
Kickoff Return	47	Jalil Farooq at TCU (Oct. 1, 2022)
Interception Return	22	Justin Harrington vs. Kent State (Sept. 10, 2022)
Fumble Return	N/A	

OKLAHOMA'S LONGEST RUSHES

Date	Opponent	OU Player	Yards
9/17	Nebraska	Dillon Gabriel	61 (TD)
11/12	West Virginia	Eric Gray	54
9/3	UTEP	Gavin Freeman	46 (TD)
9/10	Kent State	Eric Gray	44
11/19	Oklahoma State	Eric Gray	35
10/15	Kansas	Eric Gray	35
9/3	UTEP	Eric Gray	35
9/17	Nebraska	Jovantae Barnes	31
10/15	Kansas	Eric Gray	28 (TD)
9/3	UTEP	Marcus Major	27
9/24	Kansas State	Dillon Gabriel	26
11/5	Baylor	Dillon Gabriel	25
10/15	Kansas	Eric Gray	25
9/24	Kansas State	Eric Gray	25
9/17	Nebraska	Eric Gray	25
11/26	Texas Tech	Eric Gray	24
11/12	West Virginia	Eric Gray	24
10/8	Texas	Jalil Farooq	24

OKLAHOMA'S LONGEST PASS PLAYS

Date	Opponent	OU Players	Yards
10/1	TCU	Dillon Gabriel to Brayden Willis	78
11/26	Texas Tech	Dillon Gabriel to Marvin Mims Jr.	77 (TD)
11/12	West Virginia	Dillon Gabriel to Marvin Mims Jr.	67
11/5	Baylor	Dillon Gabriel to Marvin Mims Jr.	63 (TD)
11/26	Texas Tech	Dillon Gabriel to Theo Wease	61 (TD)
9/10	Kent State	Dillon Gabriel to Marvin Mims Jr.	58 (TD)
9/24	Kansas State	Dillon Gabriel to Theo Wease	56 (TD)
9/24	Kansas State	Dillon Gabriel to Marvin Mims Jr.	50 (TD)
11/26	Texas Tech	Dillon Gabriel to Theo Wease	49
9/3	UTEP	Dillon Gabriel to Marvin Mims Jr.	42
10/29	Iowa State	Dillon Gabriel to Jalil Farooq	41 (TD)
10/15	Kansas	Dillon Gabriel to Gavin Freeman	41
10/15	Kansas	Dillon Gabriel to Brayden Willis	38
9/17	Nebraska	Dillon Gabriel to Marvin Mims Jr.	38
11/26	Texas Tech	Dillon Gabriel to Brayden Willis	37
11/26	Texas Tech	Dillon Gabriel to Marvin Mims Jr.	37 (TD)
9/10	Kent State	Dillon Gabriel to Marvin Mims Jr.	36 (TD)
11/19	Oklahoma State	Dillon Gabriel to Drake Stoops	33
11/5	Baylor	Dillon Gabriel to Marvin Mims Jr.	33
10/15	Kansas	Dillon Gabriel to Marvin Mims Jr.	33
9/3	UTEP	Dillon Gabriel to Theo Wease	33
9/10	Kent State	Dillon Gabriel to Marvin Mims Jr.	32
9/17	Nebraska	Dillon Gabriel to Theo Wease	31
9/3	UTEP	Dillon Gabriel to Marvin Mims Jr.	31
11/26	Texas Tech	Dillon Gabriel to Marvin Mims Jr.	30
11/19	Oklahoma State	Dillon Gabriel to Jalil Farooq	30 (TD)
9/24	Kansas State	Dillon Gabriel to Jalil Farooq	30
9/3	UTEP	Dillon Gabriel to Brayden Willis	28
10/15	Kansas	Dillon Gabriel to Brayden Willis	26
9/24	Kansas State	Dillon Gabriel to Jalil Farooq	26

OKLAHOMA'S LONGEST RETURN PLAYS

Date	Opponent	OU Player	Yards
9/10	Kent State	Marvin Mims Jr. (PR)	41
11/19	Oklahoma State	Marvin Mims Jr. (KR)	38
10/29	Iowa State	Danny Stutsman (INT)	37
9/17	Nebraska	Marvin Mims Jr. (PR)	34
11/19	Oklahoma State	Jonah Lauled (INT)	26
9/3	UTEP	Billy Bowman (KR)	26
9/10	Kent State	Justin Harrington (INT)	22
10/15	Kansas	Jalil Farooq (KR)	21
10/8	Texas	C.J. Coldon (INT)	20
9/10	Kent State	Billy Bowman (KR)	20

OKLAHOMA'S LONGEST SCORING DRIVES

Date	Opponent	Quarter	Plays-Yards	TOP	Drive Ended
11/12	West Virginia	2nd	4-96	1:02	Touchdown
11/26	Texas Tech	1st	11-93	2:58	Touchdown
11/19	Oklahoma State	1st	9-93	2:45	Touchdown
9/3	UTEP	1st	6-93	1:48	Touchdown
10/29	Iowa State	1st	15-85	4:38	Touchdown
9/10	Kent State	3rd	3-82	0:33	Touchdown
10/15	Kansas	1st	5-80	0:57	Touchdown
9/10	Kent State	3rd	4-80	0:58	Touchdown
9/3	UTEP	3rd	10-80	2:40	Touchdown
10/15	Kansas	1st	10-79	2:41	Touchdown
10/29	Iowa State	3rd	8-78	2:47	Touchdown
11/26	Texas Tech	2nd	1-77	0:13	Touchdown
11/5	Baylor	3rd	7-77	2:16	Touchdown
10/1	TCU	1st	4-76	1:32	Touchdown
9/10	Kent State	2nd	5-76	0:52	Touchdown
11/26	Texas Tech	4th	5-75	1:19	Touchdown
11/26	Texas Tech	4th	6-75	2:25	Touchdown
11/26	Texas Tech	3rd	3-75	0:43	Touchdown
11/19	Oklahoma State	1st	5-75	1:31	Touchdown
11/19	Oklahoma State	1st	6-75	1:17	Touchdown
11/12	West Virginia	2nd	9-75	3:18	Field Goal
11/5	Baylor	4th	13-75	5:10	Touchdown
11/5	Baylor	2nd	9-75	2:20	Touchdown
11/5	Baylor	1st	3-75	0:49	Touchdown
11/5	Baylor	1st	10-75	3:47	Touchdown
10/15	Kansas	3rd	10-75	3:20	Touchdown
10/15	Kansas	1st	9-75	2:22	Touchdown
9/24	Kansas State	4th	9-75	3:24	Touchdown
9/24	Kansas State	4th	12-75	1:23	Touchdown
9/17	Nebraska	1st	5-75	1:49	Touchdown
9/3	UTEP	1st	5-75	1:17	Touchdown
10/1	TCU	3rd	14-73	5:10**	Touchdown
9/24	Kansas State	1st	3-70	0:52	Touchdown
9/10	Kent State	3rd	7-68	2:13	Touchdown
9/3	UTEP	2nd	11-68	4:01	Touchdown
10/15	Kansas	2nd	7-65	2:12	Touchdown
10/1	TCU	2nd	7-65	1:41	Touchdown
9/17	Nebraska	2nd	5-65	1:10	Touchdown
11/26	Texas Tech	1st	13-64	4:47	Field Goal
9/3	UTEP	3rd	7-64	1:51	Touchdown
9/24	Kansas State	2nd	4-63	1:09	Touchdown
9/17	Nebraska	2nd	6-63	1:55	Touchdown
9/17	Nebraska	1st	7-63	2:17	Touchdown
9/17	Nebraska	3rd	9-60	3:10	Touchdown
11/12	West Virginia	3rd	7-59	2:07	Touchdown
10/15	Kansas	4th	16-55	5:15^	Field Goal
9/3	UTEP	1st	2-55	0:30*	Touchdown
10/15	Kansas	2nd	3-54	0:49	Touchdown
9/24	Kansas State	2nd	8-51	3:28	Field Goal

*Shortest scoring drive by time of possession

**Longest touchdown drive by time of possession | ^Longest scoring drive by TOP

OPPONENTS' LONGEST PLAYS

Rushing	69	Keandre Miller, TCU (Oct. 1, 2022)
Passing	55	Spencer Sanders to Brennan Presley, Okla. State (Nov. 19, 2022)
Field Goal	54	Gavin Baechle, UTEP (Sept. 3, 2022)
Punt	63	Logan Ward, Oklahoma State (Nov. 19, 2022)
Punt Return	13	Brennan Presley, Oklahoma State (Nov. 19, 2022)
Kickoff Return	67	Jordan Brown, Texas Tech (Nov. 26, 2022)
Interception Return	31	Devin Lemear, Baylor (Nov. 5, 2022)
Fumble Return	N/A	


BIG 12/NCAA RANKINGS

INDIVIDUAL

Category	Player	Stat	Big 12 Rank	NCAA Rank
Completion Percentage	Dillon Gabriel	63.0	5	54
Completions/Game	Dillon Gabriel	19.6	4	44
Passing Efficiency	Dillon Gabriel	154.2	2	25
Passing Yards	Dillon Gabriel	2,925	3	31
Passing TDs	Dillon Gabriel	24	2	27
Passing Yards/Game	Dillon Gabriel	265.9	1	22
Yards/Pass Attempt	Dillon Gabriel	8.5	2	24
Yards/Pass Completion	Dillon Gabriel	13.5	2	18
Rushing Yards	Eric Gray	1,366	3	14
Rushing Yards/Game	Eric Gray	113.8	2	14
Rush Yards/Carry	Eric Gray	6.4	1	14
Rushing TDs	Eric Gray	11	4	30
Receiving Yards	Marvin Mims Jr.	1,006	2	26
Receiving Yards/Game	Marvin Mims Jr.	83.8	2	28
Yards/Reception	Marvin Mims Jr.	19.4	2	12
Receiving TDs	Brayden Willis	7	2	47
	Marvin Mims Jr.	6	4	74
All Purpose Yards/Game	Eric Gray	132.9	3	18
	Marvin Mims Jr.	98.7	7	76
Total Offense/Game	Dillon Gabriel	293.0	2	20
Field Goals/Game	Zach Schmit	0.9	7	85
Field Goal Pct.	Zach Schmit	68.8	6	88
Total Points Scored	Zach Schmit	89	7	54
Points Scored/Game	Sach Schmit	7.4	7	58
Points Responsible For	Dillon Gabriel	176	2	27
Points Responsible For/Game	Dillon Gabriel	16.0	2	22
Total Touchdowns	Eric Gray	11	4	48
Total Interceptions	C.J. Coldon	4	2	17
Total Tackles/Game	Danny Stutsman	9.8	1	14
	David Ugwoegbu	8.4	4	48
Punting	Michael Turk	46.7	1	3

TEAM

Category	Stat	Big 12 Rank	NCAA Rank
Scoring Offense	32.9	7	35
Scoring Defense	29.6	8	98
Total Offense	472.2	2	18
Total Defense	450.5	9	120
Rushing Offense	216.6	1	13
Rushing Defense	189.0	9	109
Pass Offense	255.6	5	45
Pass Defense	261.5	8	107
Pass Efficiency	147.4	3	33
Pass Defense Efficiency	124.3	3	38
Passes Had Intercepted	8	5	43
Passes Intercepted	16	1	6
Sacks/Game	2.2	3	63
Sacks Allowed/Game	2.1	7	66
Tackles for Loss/Game	8.2	1	5
First Downs	283	4	30
First Downs Allowed	309	10	128
3rd-Down Conversion Pct.	39.9	6	57
Opp. 3rd-Down Conversion Pct.	40.8	8	90
4th-Down Conversion Pct.	37.0	9	116
Opp. 4th-Down Conversion Pct.	56.0	7	89
Red Zone Offense Pct.	84.4	7	64
Red Zone Defense Pct.	84.9	7	80
Penalties/Game	5.6	6	45
Penalty Yards/Game	50.5	9	54
Time of Possession	26:01	10	128
Turnover Margin	0.6	3	23
Net Punt Average	43.2	1	6
Kick Return Average	19.8	6	68
Kickoff Coverage	26.3	10	127
Punt Return Average	13.3	2	13
Punt Coverage	2.8	3	11

9/5/22 • Gaylord Family – Oklahoma Memorial Stadium (83,173) • Norman		
	UTEP	13
	#9 OKLAHOMA	45

NORMAN — Oklahoma made Brent Venables' first game as a head coach a memorable one as it raced to a 21-0 lead in the first 8:17 and beat UTEP 45-13. The Sooners outgained the Miners by 176 yards (492-316) and showcased a balanced offensive attack with 259 rushing yards and 233 passing yards. They allowed just 28 rushing yards on 31 carries.

In his OU debut, quarterback Dillon Gabriel completed 15 of 23 passes for 233 yards and two touchdowns. He also rushed six times for 20 yards and scored on a 12-yard burst for the game's first points. Tight end Brayden Willis caught both TD passes (scoring from six and 28 yards) the second of which gave OU a 28-10 lead.

Eric Gray rushed a team-high 16 times for 102 yards, marking his sixth-career 100-yard game and first as a Sooner. Marcus Major ran seven times for 54 yards and scored from one and six yards in the third quarter. On his second-career play and first touch, freshman receiver Gavin Freeman scored on a 46-yard rushing play to give the Sooners a 21-0 lead.

Safety Billy Bowman and linebacker Danny Stutsman led OU with nine tackles apiece, career highs for both. Defensive end Reggie Grimes finished with a career-high 2.5 sacks and cornerback Gentry Williams recorded an interception in the end zone on UTEP's final possession. OU possessed the ball for just 21:27 out of 60 minutes.

Score by Quarters	1	2	3	4	Score
UTEP	0	10	0	3	13
Oklahoma	21	7	14	3	45

Record: (0-2, 0-0 C-USA)
Record: (1-0, 0-0 Big 12)

Scoring Summary:

1st	13:43	OU - Gabriel, Dillon 12 yd run (Schmit, Zach kick)	5 plays, 75 yards, TOP 01:17	0 - 7
1st	09:18	OU - Willis, Brayden 6 yd pass from Gabriel, Dillon (Schmit, Zach kick)	6 plays, 93 yards, TOP 01:48	0 - 14
1st	06:43	OU - Freeman, Gavin 46 yd run (Schmit, Zach kick)	2 plays, 55 yards, TOP 00:30	0 - 21
2nd	14:12	UTEP - Baechle, Gavin 48 yd field goal	14 plays, 44 yards, TOP 07:31	3 - 21
2nd	08:18	UTEP - Awatt, Ronald 2 yd run (Baechle, Gavin kick)	10 plays, 85 yards, TOP 05:10	10 - 21
2nd	00:55	OU - Willis, Brayden 28 yd pass from Gabriel, Dillon (Schmit, Zach kick)	11 plays, 68 yards, TOP 04:01	10 - 28
3rd	10:48	OU - Major, Marcus 1 yd run (Schmit, Zach kick)	10 plays, 80 yards, TOP 02:40	10 - 35
3rd	03:16	OU - Major, Marcus 6 yd run (Schmit, Zach kick)	7 plays, 64 yards, TOP 01:51	10 - 42
4th	14:01	UTEP - Baechle, Gavin 54 yd field goal	11 plays, 38 yards, TOP 04:15	13 - 42
4th	05:17	OU - Schmit, Zach 22 yd field goal	9 plays, 37 yards, TOP 05:28	13 - 45

	UTEP	OU
FIRST DOWNS	26	23
RUSHES-YARDS (NET)	31-28	38-259
PASSING YDS (NET)	288	233
Passes Att-Comp-Int	31-51-1	15-23-0
TOTAL OFFENSE PLAYS-YARDS	82-316	61-492
Fumble Returns-Yards	0-0	0-0
Punt Returns-Yards	2-(-2)	2-17
Kickoff Returns-Yards	2-31	2-51
Interception Returns-Yards	0-0	1-0
Punts (Number-Avg)	5-42.2	3-45.3
Fumbles-Lost	3-0	1-0
Penalties-Yards	6-50	7-59
Possession Time	38:33	21:27
Third-Down Conversions	5 of 15	3 of 8
Fourth-Down Conversions	1 of 2	1 of 1
Red-Zone Scores-Chances	1-1	5-5
Sacks By: Number-Yards	2-10	6-46

RUSHING: UTEP – Awatt, R. 12-39; Hankins, D. 6-15; Walker, C. 2-9; Burgess Jr., T. 1-5; Brownholtz 2-0; Akharaiyi, K. 1-6; Hardison, G. 7--34. **OU** – Gray, E. 16-102; Major, M. 7-54; Freeman, G. 1-46; Barnes, J. 4-25; Gabriel, D. 6-20; Walker, T. 2-10; Beville, D. 1-4; TEAM 1--2.

PASSING: UTEP – Hardison, G. 26-42-0-244; Brownholtz, C. 5-8-0-44. **OU** – Gabriel, D. 15-23-2-233.

RECEIVING: UTEP – Flores, R. 7-76; Smith, T. 8-71; Ballard, J. 5-39; Akharaiyi, K. 4-36; Tupou, J. 1-24; Clarke, J. 1-13; Awatt, R. 1-11; Dawn Jr., W. 2-9; Fryar, Z. 1-5; Bellon, M. 1-4. **OU** – Mims, M. 3-81; Willis, B. 3-40; Wease, T. 3-37; Gray, E. 2-33; Stoops, D. 2-25; Farooq, J. 1-9; Major, M. 1-8.

TACKLES (UA-A): UTEP – Prince, J. 7-3; Knight, T. 6-3; Hylton, K. 3-5; Wallerstedt, C. 2-3; Taylor, J. 3-1; Neal, J. 1-2; Baptist, D. 1-2; Wilston, T. 1-1; James, T. 1-1; Wilson Jr., J. 1-1; Moss, K. 0-2; Shelton, L. 2-0; Hugue, T. 0-2; Barnes, D. 1-1; Johnson, I. 0-2; Rudolph, J. 1-1; Westmoreland, M. 0-1; Thompson, B. 0-1; Williams, T. 1-0; Trotter, D. 0-1; Allen, J. 1-0; Tejada, A. 0-1; Williams, D. 0-1; Tonga'u'uiha, S. 0-1. **OU** – Bowman, B. 7-2; Stutsman, D. 6-3; Ugwoegbu, 3-4; Morrison, T. 1-4; White, D. 2-3; Harrington, J. 4-1; Kanak, J. 0-4; Whittier, S. 1-3; Broiles, J. 0-4; Davis, J. 1-2; Lawrence, K. 0-3; Grimes, R. 2-1; Johnson, J. 0-3; Graham, D. J. 2-0; Harmon, D. 1-1; Coldon, C. J. 1-1; Thomas, R. 1-1; Downs, E. 1-1; Gilliam, K. 1-1; Ellison, J. 1-1; Coe, I. 1-1; Washington, W. 1-0; Laulu, J. 0-1; Dennis, K. 0-1; Williams, G. 1-0; Redmond, J. 0-1; Kelley, J. 0-1.

9/10/21 • Gaylord Family – Oklahoma Memorial Stadium (83,911) • Norman		
	KENT STATE	3
	#7 OKLAHOMA	33

NORMAN — No. 7/7 Oklahoma trailed 3-0 late in the first half but drove 76 yards to score a touchdown with 18 seconds remaining in the second quarter and outscored Kent State 26-0 after halftime to post a 33-3 home win. The Golden Flashes were picked by MAC head coaches to win the league's east division title.

Kent State's three points were the fewest Oklahoma allowed an FBS opponent since a 41-3 win at Kansas in 2017. The Sooners recorded 14 tackles for loss against the Golden Flashes (their most since 2019) and three sacks.

Dillon Gabriel completed 21 of 28 pass attempts for 296 yards and three touchdowns without an interception. His TD passes covered 36, 18 and 58 yards. The 36- and 58-yarders went to receiver Marvin Mims Jr., who tied a career high with seven catches for a career-high 163 yards. He also set a career high with 203 all-purpose yards with the help of a 41-yard punt return, OU's longest since 2019.

For the first time since 2018, three Sooners registered double-digit tackles in a game. Linebacker Danny Stutsman (12) and safety Billy Bowman (11) set career highs in tackles for the second straight game, while safety Justin Broiles tied a career high with 11 stops in his first start of the season. Stutsman recorded 4.0 tackles for loss, OU's most in three seasons, and added a sack, while Bowman was credited with a forced fumble and recovery on the same play.

Justin Harrington made his first career interception, David Ugwoegbu logged a safety and Reggie Grimes recorded 2.5 TFLs and 1.5 sacks.

Score by Quarters	1	2	3	4	Score
Kent State	0	3	0	0	3
Oklahoma	0	7	24	2	33

Record: (0-2, 0-0 MAC)
Record: (2-0, 0-0 Big 12)

Scoring Summary:

2nd	8:27	KSU - A.Glass 37 yd FG	15 plays, 72 yards, TOP 7:21
2nd	0:18	OU - Mims, Marvin 36 yd pass from Gabriel, D. (Schmit, Z. kick)	5 plays, 76 yards, TOP 0:52
3rd	12:41	OU - Major, Marcus 16 yd rush (Schmit, Z. kick)	7 plays, 68 yards, TOP 2:13
3rd	9:51	OU - Schmit, Zach 25 yd FG	7 plays, 26 yards, TOP 1:39
3rd	5:31	OU - Stoops, Drake 18 yd pass from Gabriel, D. (#34 Z.Schmit kick)	4 plays, 80 yards, TOP 0:58
3rd	1:35	OU - Mims, Marvin, 58 yd pass from Gabriel, D. (#34 Z.Schmit kick)	3 plays, 82 yards, TOP 0:33
4th	12:00	OU - Ugwoegbu, David, safety,	TOP 1:16

	KSU	OU
FIRST DOWNS	20	20
RUSHES-YARDS (NET)	52-164	36-134
PASSING YDS (NET)	131	296
Passes Att-Comp-Int	11-21-1	21-28-0
TOTAL OFFENSE PLAYS-YARDS	73-295	64-430
Fumble Returns-Yards	1-0	0-0
Punt Returns-Yards	6-260	6-232
Kickoff Returns-Yards	3-173	6-390
Interception Returns-Yards	0-0	1-22
Punts (Number-Avg)	6-43.3	6-38.7
Fumbles-Lost	1-1	1-0
Penalties-Yards	7-56	5-25
Possession Time	36:19	23:41
Third-Down Conversions	6-16	3-12
Fourth-Down Conversions	0-1	1-2
Red-Zone Scores-Chances	1-2	3-3
Sacks By: Number-Yards	3-10	3-18

RUSHING: KSU – Schlee, C. 12-74; Cooper, M. 22-73; Bradford, B. 8-31; Garcia, G. 5-29; Bangura, D. 3-7; Cephas, D. 1-4. **OU** – Gray, E. 10-71; Major, M. 5-39-1; Barnes, J. 9-21; Walker, T. 5-21; Mims, M. 1-0; Gabriel, D. 4-0.

PASSING: Kent State– Schlee, C. 11-19-0; Kargman, D. 0-2-1. **OU** – Gabriel, D. 21-28-0.

RECEIVING: Kent State – Cephas, D. 4-50; James, R. 2-10; Leach, K. 1-23; Copper, M. 1-22; Walker, D. 1-12; Bradford, B. 1-11; Orr, K. 1-3. **OU** – Mims, M. 7-163; Wease, T. 3-37; Stoops, D. 3-33; Parker, D. 2-21; Hester, J. 1-13; Major, M. 1-11; Walker, T. 1-7; Gray, E. 1-6; Willis, B. 1-4; Freeman, G. 1-1.

TACKLES (UA-A): Kent State – Bolden, N. 4-8; Pierre, M. 4-4; Richardson, A. 3-4; Evans, J. 4-2; Miller, D. 2-4; Johns, K. 2-4; Slattery, S. 2-3; Michael, G. 3-1; Baka, J. 1-2; Miller, M. 0-3; Murphy, L. 0-3; Harris, C. 1-1; Harmon, M. 1-1; Wallace, J. 1-0; Blue, C. 1-0; Smith, J. 1-0; Garcia, G. 1-0; Billotte, O. 0-1; West, Z. 0-1; Gamble, K. 0-1; Diaby, S. 0-1; Gater, L. 0-1; Branch, A. 0-1. **OU** – Stutsman, D. 9-3; Broiles, J. 5-6; Bowman, B. 4-7; Ugwoegbu, D. 3-3; White, D. 1-4; Harmon, D. 1-4; Grimes, R. 3-1; Redmond, J. 2-1; Ellison, J. 1-2; Kanak, J. 0-3; Downs, E. 0-3; Halton, G. 0-3; Johnson, J. 1-1; Washington, W. 1-1; Harrington, J. 0-2; Davis, J. 1-0; Kelley, J. 1-0; Coe, I. 1-0; West, T. 1-0; Morrison, T. 1-0; Goldon, C. 1-0; Gilliam, K. 0-1; Laulu, J. 0-1; Smith, C. 0-1; McCoy, J. 0-1; Graham, D. 0-0.

9/17/22 • Memorial Stadium (87,161) • Lincoln, Neb.			
	#6 OKLAHOMA	49	
	NEBRASKA	14	

LINCOLN, Neb. — In its first game at Nebraska since 2009, No. 6/6 Oklahoma scored seven consecutive touchdowns and posted its highest point and yardage (580) totals ever in Lincoln in a 49-14 win. OU's 35-point victory margin was its largest in a true road game since 2017.

The Sooners surrendered 77 yards on Nebraska's first possession but just 71 more the rest of the first half in taking a 35-7 lead to the locker room. For the game, Oklahoma outgained the Huskers by 253 yards (580-327).

Eric Gray rushed for a game-high 113 yards and two touchdowns on just 11 carries (10.3 yards per rush) while Marcus Major carried 12 times for 35 yards and a 1-yard score. Major also caught a 24-yard touchdown pass, the first receiving score of his career, that came from tight end Brayden Willis. It was Willis' first career pass.

Dillon Gabriel completed 16 of 27 pass attempts for 230 yards and two touchdowns (no interceptions) in his two-and-a-half quarters of work. After NU took its 7-0 lead, Gabriel ran for a 61-yard touchdown, the longest rush of his career.

Jalil Farooq finished with three catches for 58 yards, including a 25-yard touchdown that marked his first career score. Theo Wease caught a 15-yard TD pass, his first score since the 2020 season.

Freshman linebacker Jaren Kanak logged game and career highs of 10 tackles and forced and recovered a fumble on the first play of the third quarter. Junior defensive back Key Lawrence had six tackles, an interception, a forced fumble and a pass breakup.

Score by Quarters	1	2	3	4	Score	
Oklahoma	14	21	14	0	49	Record: (3-0, 0-0 Big 12)
Nebraska	7	0	0	7	14	Record: (1-3, 0-1 Big Ten)

Scoring Summary:

1st 11:19 NEB - Palmer, T. 32 yd pass from Thompson, C. (Bleekrode, T. kick)
6 plays, 77 yards, TOP 01:57 0-7

1st 09:30 OU - Gabriel, D. 61 yd rush (Schmit, Z. kick)
5 plays, 75 yards, TOP 01:49 7-7

1st 01:57 OU - Farooq, J. 25 yd pass from Gabriel, D. (Schmit, Z. kick)
7 plays, 63 yards, TOP 02:17 14-7

2nd 14:48 OU - Major, M. 1 yd rush (Schmit, Z. kick)
5 plays, 23 yards, TOP 00:55 21-7

2nd 11:35 OU - Major, M. 24 yd pass from Willis, B. (Schmit, Z. kick)
6 plays, 63 yards, TOP 01:55 28-7

2nd 01:44 OU - Gray, E. 16 yd rush (Schmit, Z. kick)
5 plays, 65 yards, TOP 01:10 35-7

3rd 13:13 OU - Gray, E. 21 yd rush (Schmit, Z. kick)
7 plays, 46 yards, TOP 01:41 42-7

3rd 08:59 OU - Wease, T. 15 yd pass from Gabriel, D. (Schmit, Z. kick)
9 plays, 60 yards, TOP 03:10 49-7

4th 03:17 NEB - Purdy, C. 8 yd rush (Bleekrode T. kick)
13 plays, 82 yards, TOP 05:04 49-14

	OU	NU
FIRST DOWNS	31	21
RUSHES-YARDS (NET)	54-312	45-163
PASSING YDS (NET)	268	164
Passes Comp-Att-Int	19-30-0	21-31-1
TOTAL OFFENSE PLAYS-YARDS	84-580	76-327
Fumble Returns-Yards	0-0	0-0
Punt Returns-Yards	4-61	1-1
Kickoff Returns-Yards	0-0	0-0
Interception Returns-Yards	1-0	0-0
Punts (Number-Avg)	3-48.7	7-42.3
Fumbles-Lost	3-1	2-1
Penalties-Yards	6-65	5-40
Possession Time	29:36	30:24
Third-Down Conversions	10 of 16	6 of 17
Fourth-Down Conversions	1 of 2	0 of 2
Red-Zone Scores-Chances	3-4	1-2
Sacks By: Number-Yards	4-32	2-7

RUSHING: OU - Gray, E. 11-113; Barnes, J. 13-77; Gabriel, D. 6-55; Major, M. 12-35; Walker, T. 4-17; Beville, D. 1-13; Stoops, D. 2-5; Mims, M. 1-4. **NU** - Ervin, G. 7-60; Allen, A. 11-49; Grant, A. 13-36; Purdy, C. 5-29; Yant, J. 4-19; Thompson, C. 5--30.

PASSING: OU - Gabriel, D. 16-27-0-230; Beville, D. 2-2-0-14; Willis, B. 1-1-0-24. **NU** - Thompson, C. 14-20-0-129; Purdy, C. 7-11-1-35.

RECEIVING: OU - Mims, M. 4-66; Farooq, J. 3-58; Stoops, D. 3-32; Wease, T. 2-46; Willis, B. 2-19; Major, M. 1-24; Bunkley-Shelton, L. 1-10; Parker, D. 1-5; Gray, E. 1-4; Helms, K. 1-4. **NU** - Palmer, T. 10-92; Washington, M. 2-17; Belt, B. 2-9; Martin, O. 1-18; Brown, A. 1-11; Brewington, C. 1-6; Liewer, W. 1-5; Boerkercher, N. 1-4; Vokolek, T. 1-2; Garcia-Castaneda, I. 1-0.

TACKLES (UA-A): OU - Kanak, J. 3-7; White, D. 4-2; Lawrence, K. 4-2; Ugwoegbu, D. 3-3; Harrington, J. 1-4; Bowman, B. 3-1; Smith, C. 3-1; Stutsman, D. 2-2; Morrison, T. 2-2; Whitter, S. 1-3; Downs, E. 3-0; Washington, W. 2-1; Grimes, R. 2-1; Graham, D. 1-2; Harmon, D. 1-1; Laulu, J. 1-1; Stripling, M. 0-2; Halton, G. 0-2; Redmond, J. 1-0; Davis, J. 1-0; Gilliam, K. 1-0; Dennis, K. 1-0; Broiles, J. 0-1; Walker, K. 0-1; Kelley, J. 0-1; Williams, G. 0-1; Coldon, C. 0-1. **NU** - Reimer, L. 3-5; Kolarevic, C. 2-6; Buford, M. 6-1; Mathis, O. 4-3; Farmer, M. 4-2; Henrich, N. 3-3; Newsome, Q. 4-1; Nelson, G. 3-2; Mauga-Clements, E. 3-2; Wynnn, S. 1-3; Gifford, I. 3-0; Drew, D. 1-2; Tannor, C. 1-1; Hutmacher, N. 0-2; Hill, T. 1-0; Buschini, B. 1-0; Sanford, P. 1-0; Robinson, T. 1-0; Clark, B. 1-0; Lynum, T. 1-0; Butler, J. 1-0; Hausmann, E. 1-0; Brewington, C. 0-1.

9/24/22 • Gaylord Family – Oklahoma Memorial Stadium (84,376) • Norman			
	KANSAS STATE	41	
	#6 OKLAHOMA	34	

NORMAN — No. 6/6 Oklahoma racked up 550 yards of offense and didn't commit a turnover, but came up on the wrong end of a 41-34 outcome. The loss snapped OU's 10-game home winning streak and was just its second defeat in its last 30 home outings (both to the Wildcats).

Kansas State scored on its first two possessions to take a 14-0 lead before OU responded with a pair of long touchdown passes from Dillon Gabriel to knot the score. The scoring throws went to Theo Wease (career-long 56-yard reception) with 52 seconds left in the first quarter and Marvin Mims Jr. (50-yarder) with 12:24 left in the second quarter. The Wildcats led 24-17 at halftime and the Sooners never got closer than four points the rest of the way.

Gabriel completed 26 of 39 passes (67%) and set personal OU highs of 330 passing yards and four passing touchdowns. He also rushed seven times for 61 yards. Mims finished with four catches for a game-high 87 yards, Wease caught three passes for 75 yards, Jalil Farooq had five receptions for 69 yards and Brayden Willis caught five passes for 41 yards, two of them for fourth-quarter touchdowns.

Eric Gray rushed for 114 yards on 16 carries (7.1 yards per rush) for his third 100-yard effort of the season. He also caught a team-high seven passes for 45 yards.

Kansas State quarterback Adrian Martinez accounted for five touchdowns, rushing 21 times for 148 yards and four scores and throwing for 234 yards and another TD.

Score by Quarters	1	2	3	4	Score	
Kansas State	14	10	3	14	41	Record: (3-1, 1-0 Big 12)
Oklahoma	7	10	3	14	34	Record: (3-1, 0-1 Big 12)

Scoring Summary:

1st 09:57 KSU - Martinez, A. 6 yd rush (Tennant, C. kick)
12 plays, 75 yards, TOP 05:03 7-0

1st 05:37 KSU - Knowles, M. 6 yd pass from Martinez, A. (Tennant, C. kick)
7 plays, 80 yards, TOP 03:11 14-0

1st 02:32 OU - Wease, T. 56 yd pass from Gabriel, D. (Schmit, Z. kick)
3 plays, 70 yards, TOP 00:52 14-7

2nd 12:24 OU - Mims, M. 50 yd pass from Gabriel, D. (Schmit, Z. kick)
4 plays, 63 yards, TOP 01:09 14-14

2nd 06:15 KSU - Martinez, A. 3 yd rush (Tennant, C. kick)
11 plays, 42 yards, TOP 05:59 21-14

2nd 02:47 OU - Schmit, Z. 41 yd FG
8 plays, 51 yards, TOP 03:28 21-17

2nd 00:00 KSU - Tennant, C. 23 yd FG
10 plays, 70 yards, TOP 02:47 24-17

3rd 11:42 OU - Schmit, Z. 44 yd FG
8 plays, 48 yards, TOP 03:18 24-20

3rd 03:24 KSU - Tennant, C. 29 yd FG
11 plays, 69 yards, TOP 03:53 27-20

4th 08:00 KSU - Martinez, A. 15 yd rush (Tennant, C. kick)
8 plays, 80 yards, TOP 03:45 34-20

4th 04:36 OU - Willis, B. 1 yd pass from Gabriel, D. (Schmit, Z. kick)
9 plays, 75 yards, TOP 03:24 34-27

4th 01:58 KSU - Martinez, A. 1 yd rush (Tennant, C. kick)
7 plays, 75 yards, TOP 02:38 41-27

4th 00:35 OU - Willis, B. 10 yd pass from Gabriel, D. (Schmit, Z. kick)
12 plays, 75 yards, TOP 01:23 41-34


	KSU	OU
FIRST DOWNS	28	26
RUSHES-YARDS (NET)	49-275	34-220
PASSING YDS (NET)	234	330
Passes Att-Comp-Int	21-34-0	26-39-0
TOTAL OFFENSE PLAYS-YARDS	83-509	73-550
Fumble Returns-Yards	0-0	0-0
Punt Returns-Yards	0-0	0-0
Kickoff Returns-Yards	1-58	1-10
Interception Returns-Yards	0-0	0-0
Punts (Number-Avg)	5-47.4	5-51.2
Fumbles-Lost	0-0	0-0
Penalties-Yards	6-37	11-87
Possession Time	35:04	24:56
Third-Down Conversions	8 of 17	4 of 13
Fourth-Down Conversions	2 of 2	1 of 2
Red-Zone Scores-Chances	7-7	3-3
Sacks By: Number-Yards	1-5	0-0

RUSHING: KSU - Martinez, A. 21-148; Vaughn, D. 25-116; Giddens, D. 2-13. **OU** - Gray, E. 16-115; Gabriel, D. 7-61; Major, M. 9-37; Farooq, J. 2-8.

PASSING: KSU - Martinez, A. 21-34-0-234. **OU** - Gabriel, D. 26-39-0-330.

RECEIVING: KSU - Brooks, P. 7-56; Sinnott, B. 4-80; Knowles, M. 4-52; Warner, K. 3-26; Vaughn, D. 2-13; Garcia, R. 1-7. **OU** - Gray, E. 7-45; Farooq, J. 5-69; Willis, B. 5-41; Mims, M. 4-87; Wease, T. 3-75; Major, M. 2-13.

TACKLES (UA-A): KSU - Savage, K. 8-3; Moore, A. 4-5; Brents, J. 4-5; Hayes, J. 2-6; Cheatum, D. 2-3; Pickle, J. 2-3; Boye-Doe, E. 3-1; Green, D. 2-2; Anudike-Uzomah, F. 0-4; Smith, T. 3-0; Duke, K. 1-2; Huggins, E. 2-0; Purnell, D. 1-1; Allen, N. 1-1; Hentz, R. 0-2; Mason, C. 1-0; Payne, V. 1-0; Mott, B. 0-1; Stufflebean, C. 0-1. **OU** - Ugwoegbu, D. 7-8; Broiles, J. 7-3; Stutsman, D. 6-4; Bowman, B. 7-2; White, D. 3-4; Lawrence, K. 2-5; Davis, J. 2-4; Washington, W. 3-2; Redmond, J. 1-3; Laulu, J. 0-3; Coe, I. 2-0; Johnson, J. 1-0; Downs, E. 1-0; Stripling, M. 1-0; Morrison, T. 1-0; Graham, D. 0-1; Ellison, J. 0-1.

10/1/22 • Amon G. Carter Stadium (49,095) • Fort Worth, Texas		
	#18 OKLAHOMA	24
	TCU	55

FORT WORTH, Texas — No. 18/16 Oklahoma lost a fumble on the game's opening possession that led to a touchdown and gave up three more first-quarter TDs in a 55-24 loss at TCU. It was the most points OU surrendered since the 2019 CFP Semifinal at the Peach Bowl and snapped its eight-game winning streak over the Horned Frogs.

Playing the majority of the game without starting quarterback Dillon Gabriel, who left the contest due to injury with 9:39 left in the second quarter and didn't return, the Sooners registered a season-low 355 yards of offense and averaged 4.4 yards per play, their lowest figure since 2015. Gabriel completed 7 of 16 pass attempts for 126 yards, 78 of which came on one throw to tight end Brayden Willis. Gabriel was replaced by redshirt junior QB Davis Beville, who completed 7 of 16 pass attempts for 50 yards.

OU's three touchdowns were by running backs Eric Gray and Jovantae Barnes. Gray scored on a 1-yard run with 2:15 left in the first quarter to cut TCU's lead to 20-10, while Barnes scored on a 20-yard scamper with 8:49 left in the second quarter and a 1-yard plunge with 11:24 left in the fourth. Barnes finished with a career-high 100 yards on 18 carries (5.6 average) while Gray had 60 yards on 13 rushes.

TCU's 668 offensive yards were the most OU gave up to a Big 12 foe since 2016.

Score by Quarters	1	2	3	4	Score
Oklahoma	10	7	0	7	24
TCU	27	14	14	0	55

Record: (3-2, 0-2 Big 12)
Record: (4-0, 1-0 Big 12)

Scoring Summary:

1st	12:45	TCU - Williams, S. 19 yd pass from Duggan, M. (Kell, G. kick)	4 plays, 46 yards, TOP 01:18	0-7
1st	09:49	OU - Schmit, Z. 43 yd FG	5 plays, 19 yards, TOP 00:56	3-7
1st	08:35	TCU - Barber, T. 73 yd pass from Duggan, M. (Kell, G. kick missed)	3 plays, 75 yards, TOP 01:14	3-13
1st	07:17	TCU - Duggan, M. 67 yd rush (Kell, G. kick)	1 play, 67 yards, TOP 00:11	3-20
1st	02:15	OU - Gray, E. 1 yd rush (Schmit, Z. kick)	4 plays, 76 yards, TOP 01:32	10-20
1st	00:07	TCU - Miller, K. 15 yd rush (Kell, G. kick)	6 plays, 75 yards, TOP 02:08	10-27
2nd	10:30	TCU - Demercado, E. 1 yd rush (Kell, G. kick)	9 plays, 89 yards, TOP 03:50	10-34
2nd	08:49	OU - Barnes, J. 20 yd rush (Schmit, Z. kick)	7 plays, 65 yards, TOP 01:41	17-34
2nd	01:34	TCU - Henderson, G. 62 yd pass from Duggan, M. (Kell, G. kick)	6 plays, 89 yards, TOP 02:28	17-41
3rd	09:30	TCU - Miller, K. 69 yd rush (Kell, G. kick)	3 plays, 80 yards, TOP 01:09	17-48
3rd	01:40	TCU - Duggan, M. 2 yd rush (Kell, G. kick)	6 plays, 67 yards, TOP 02:49	17-55
4th	11:24	OU - Barnes, J. 1 yd rush (Schmit, Z. kick)	14 plays, 73 yards, TOP 05:10	24-55


	OU	TCU
FIRST DOWNS	22	29
RUSHES-YARDS (NET)	49-179	41-361
PASSING YDS (NET)	176	307
Passes Att-Comp-Int	14-32-0	24-34-0
TOTAL OFFENSE PLAYS-YARDS	81-355	75-668
Fumble Returns-Yards	0-0	0-0
Punt Returns-Yards	0-0	1-1
Kickoff Returns-Yards	7-174	1-19
Interception Returns-Yards	0-0	0-0
Punts (Number-Avg)	8-46.9	5-38.4
Fumbles-Lost	1-1	0-0
Penalties-Yards	7-80	4-55
Possession Time	27:11	32:49
Third-Down Conversions	6 of 18	7 of 14
Fourth-Down Conversions	1 of 3	0 of 2
Red-Zone Scores-Chances	3-3	4-5
Sacks By: Number-Yards	1-10	4-17

RUSHING: OU - Barnes, J. 18-100; Gray, E. 13-60; Walker, T. 5-11; Stoops, D. 1-7; Bunkley-Shelton, L. 1-5; Sawchuk, G. 2-5; Freeman, G. 1-2; Gabriel, D. 1-0; Beville, D. 6--11. **TCU** - Miller, K. 13-136; Duggan, M. 5-116; Demercado, E. 8-62; Bailey, E. 5-24; Battle, T. 3-20; Wren, C. 3-6; Johnston, Q. 1-2; Jackson, S. 3--5.

PASSING: OU - Gabriel, D. 7-16-0-126; Beville, D. 7-16-0-50. **TCU** - Duggan, M. 23-33-0-302; Jackson, S. 1-1-0-5.

RECEIVING: OU - Mims, M. 4-41; Willis, B. 2-81; Farooq, J. 2-17; Barnes, J. 2-14; Gibson, J. 1-12; Stoops, D. 1-5; Gray, E. 1-4; Parker, D. 1-2. **TCU** - Davis, D. 7-32; Johnston, Q. 4-41; Barber, T. 3-107; Williams, S. 3-31; Wren, C. 2-2; Henderson, G. 1-62; Bailey, E. 1-14; Hudson, J. 1-10; Jackson, C. 1-5; Miller, K. 1-3.

TACKLES (UA-A): OU - Ugwoegbu, D. 5-5; Harrington, J. 4-4; Stutsman, D. 3-4; McCoy, J. 4-1; Morrison, T. 2-3; Harmon, D. 1-4; Broiles, J. 3-1; Washington, W. 2-1; Halton, G. 1-2; Walker, K. 2-0; Graham, D. 1-1; Lawrence, K. 1-1; Coe, I. 1-1; Spears-Jennings, R. 1-1; Downs, E. 0-2; Davis, J. 0-2; Bowman, B. 1-0; Johnson, J. 1-0; White, D. 0-1; Redmond, J. 0-1; Kelleher, K. 0-1; West, T. 0-1; Gilliam, K. 0-1; Kanak, J. 0-1; Parker, D. 0-1; Ellison, J. 0-1; Williams, G. 0-1. **TCU** - Hodges, J. 5-5; Winters, D. 3-5; Bradford, M. 5-1; Foster, J. 4-2; Camara, A. 5-0; Perry, M. 3-2; Obiazor, N. 2-3; Horton, D. 3-1; Mitchell, T. 1-3; Fox, C. 0-4; Brooks, M. 1-2; Newton, J. 2-0; McCuin, D. 2-0; Hodges-Tomlinson, T. 1-1; Marcheselli, Z. 1-1; Banks, S. 1-1; Uguak, L. 1-1; Hodge, J. 0-2; Williams, D. 0-2; McMillan, J. 1-0; Biddle, C. 1-0; Clark, B. 1-0.

10/8/22 • Cotton Bowl (92,100) • Dallas		
	TEXAS	49
	OKLAHOMA	0

DALLAS — Playing without injured starting quarterback Dillon Gabriel, Oklahoma had its four-game winning streak against Texas snapped in a 49-0 defeat at the Cotton Bowl in Dallas. The Sooners were outgained 585-195 in total yardage and managed just 24 yards after halftime. It was the first time OU got shut out since 1998.

Without Gabriel, OU started redshirt junior Davis Beville got his first career start at quarterback and the Sooners used a variety of players in "wildcat" packages to try to kickstart an offense that averaged 3.7 yards per play on the day. Beville completed 6 of 12 pass attempts for 38 yards and was intercepted once.

The Sooners held Texas to seven points in the first quarter before allowing 21 in the second, 14 in the third and seven in the fourth.

Receiver Jalil Farooq was OU's leading rusher, carrying five times for 60 yards, while running back Eric Gray finished with 59 yards on 11 carries. Tight end Brayden Willis got several snaps in the "wildcat" package and gained 18 yards on seven rushes.

Linebacker Danny Stutsman logged a game- and career-high 13 tackles and was joined in double digits by defensive back Woodi Washington (career-high-tying 10) and linebacker David Ugwoegbu (10). It was Ugwoegbu's third straight game with at least 10 stops (the only double-digit games of his career). Defensive back C.J. Coldon registered one of OU's four tackles for loss, as well as his first interception as a Sooner that he returned 20 yards.

Score by Quarters	1	2	3	4	Score
Texas	7	21	14	7	49
Oklahoma	0	0	0	0	0

Record: (4-2, 2-1 Big 12)
Record: (3-3, 0-3 Big 12)

Scoring Summary:

1st	06:48	UT - Robinson, B. 2 yd rush (Auburn, B. kick)	12 plays, 90 yards, TOP 04:31	7-0
2nd	12:40	UT - Worthy, X. 10 yd pass from Ewers, Q. (Auburn, B. kick)	8 plays, 92 yards, TOP 03:03	14-0
2nd	07:31	UT - Robinson, K. 15 yd pass from Ewers, Q. (Auburn, B. kick)	9 plays, 80 yards, TOP 03:10	21-0
2nd	00:18	UT - Sanders, J. 24 yd pass from Ewers, Q. (Auburn, B. kick)	9 plays, 79 yards, TOP 02:48	28-0
3rd	05:01	UT - Robinson, B. 11 yd rush (Auburn, B. kick)	7 plays, 76 yards, TOP 03:07	35-0
3rd	01:57	UT - Sanders, J. 18 yd pass from Ewers, Q. (Auburn, B. kick)	6 plays, 47 yards, TOP 02:07	42-0
4th	12:11	UT - Brooks, J. 18 yd rush (Auburn, B. kick)	5 plays, 54 yards, TOP 02:37	49-0

	UT	OU
FIRST DOWNS	36	11
RUSHES-YARDS (NET)	50-296	42-156
PASSING YDS (NET)	289	39
Passes Att-Comp-Int	21-31-1	9-17-2
TOTAL OFFENSE PLAYS-YARDS	81-585	59-195
Fumble Returns-Yards	0-0	0-0
Punt Returns-Yards	2-11	0-0
Kickoff Returns-Yards	0-0	2-33
Interception Returns-Yards	2-6	1-20
Punts (Number-Avg)	3-40.7	8-42.0
Fumbles-Lost	0-0	0-0
Penalties-Yards	2-10	3-36
Possession Time	32:59	27:01
Third-Down Conversions	10-15	3-15
Fourth-Down Conversions	0-0	2-4
Red-Zone Scores-Chances	6-7	0-2
Sacks By: Number-Yards	3-17	0-0

RUSHING: UT - Robinson, B. 22-130; Johnson, R. 9-57; Brooks, J. 7-39; Robinson, K. 4-32; Ewers, Q. 2-17; Blue, J. 5-14; Worthy, X. 1-7. **OU** - Farooq, J. 5-60; Gray, E. 11-59; Barnes, J. 7-24; Willis, B. 7-18; Major, M. 5-11; Stoops, D. 2-5; Beville, D. 5--21.

PASSING: UT - Ewers, Q. 21-31-1-289. **OU** - Beville, D. 6-12-1-38; Gray, E. 1-2-1-0; Turk, M. 1-1-0-3; Major, M. 1-1-0--2; Evers, N. 0-1-0-0.

RECEIVING: UT - Whittington, J. 5-97; Sanders, J. 5-71; Worthy, X. 3-29; Johnson, R. 2-36; Robinson, K. 2-28; Robinson, B. 2-15; Helm, G. 2-13. **OU** - Willis, B. 2-25; Barnes, J. 2-7; Stoops, D. 2-6; Schmit, Z. 1-3; Farooq, J. 1-0; Mims, M. 1--2.

TACKLES (UA-A): UT - Thompson, J. 4-3; Ford, J. 4-3; Barron, J. 3-3; Overshown, D. 2-4; Ojomo, M. 2-3; Cook, A. 1-4; Sweat, T. 2-2; Tucker-Dorsey, D. 1-3; Bush, J. 1-3; Oghoufo, O. 2-1; Crawford, K. 2-1; Jamison, D. 1-2; Coburn, K. 1-2; Collins, A. 1-1; Taaffe, M. 1-1; Finkley, J. 0-2; Johnson, R. 1-0; Watts, R. 1-0; Murphy, B. 1-0; Coffey, J. 1-0; Richardson, D. 1-0; Burke, E. 1-0; Dorbah, P. 0-1; Guilbeau, J. 0-1. **OU** - Stutsman, D. 2-11; Washington, W. 6-4; Ugwoegbu, D. 3-7; Davis, J. 4-3; Graham, D. 1-5; Lawrence, K. 3-1; Broiles, J. 2-2; Coldon, C. 2-1; Morrison, T. 2-1; White, D. 1-2; Redmond, J. 1-2; Grimes, R. 0-3; McCoy, J. 2-0; Thomas, R. 1-1; Downs, E. 1-1; Lualu, J. 1-1; Kelley, J. 1-1; Williams, G. 1-1; Dennis, K. 0-2; Spears-Jennings, R. 0-2; Johnson, J. 1-0; Gray, E. 1-0; Kanak, J. 1-0; Coe, I. 0-1; West, T. 0-1.

10/15/22 • Gaylord Family – Oklahoma Memorial Stadium (83,874) • Norman

	KANSAS	42
	OKLAHOMA	52

NORMAN — Oklahoma snapped its first three-game losing streak since 1998 with a 52-42 home win over No. 19/20 Kansas. OU never trailed in the contest and led by as many as 21 points (42-21 and 49-28). The Sooners, who converted 16 of 21 third-down tries, ran 100 offensive plays, the 12th time in school history to run at least that many (first since 2014).

The Sooners' 701 yards of offense (403 passing, 298 rushing) were their most against a conference opponent since 2018. Their 487 first-half yards (304 passing, 183 rushing) were their second most ever in a half.

Quarterback Dillon Gabriel returned to action after missing the previous game and a half (injury) to complete 29 of 42 passes for 403 yards and two touchdowns. He also rushed 10 times for 37 yards and a score. Gabriel threw for 304 yards in the first half alone.

Running backs Jovantae Barnes and Eric Gray each had two rushing touchdowns in the game, OU's first time for the feat against an FBS opponent since 2015. Gray finished with 176 yards on 20 carries (8.8 per rush) while Barnes carried 21 times for 69 yards.

OU produced two 100-yard receivers. Marvin Mims had 106 yards (career-high nine catches) and Brayden Willis had a career-high 102 yards (career-high-tying five receptions).

Score by Quarters	1	2	3	4	Score	
Kansas	14	7	7	14	42	Record: (5-2, 2-2 Big 12)
Oklahoma	14	21	14	3	52	Record: (4-3, 1-3 Big 12)

Scoring Summary:

1st	12:14	OU - Barnes, J. 1 yd rush (Schmit, Z. kick)	10 plays, 79 yards, TOP 02:41	0-7
1st	09:35	KU - Arnold, L. 39 yd pass from Bean, J. (Borcila, J. kick)	6 plays, 75 yards, TOP 02:39	7-7
1st	07:13	OU - Gray, E. 2 yd rush (Schmit, Z. kick)	9 plays, 75 yards, TOP 02:22	7-14
1st	02:39	KU - Neal, D. 11 yd rush (Borcila, J. kick)	9 plays, 65 yards, TOP 04:28	14-14
2nd	14:26	OU - Barnes, J. 6 yd rush (Schmit, Z. kick)	5 plays, 80 yards, TOP 00:57	14-21
2nd	05:42	OU - Wease, T. 24 yd pass from Gabriel, D. (Schmit, Z. kick)	7 plays, 65 yards, TOP 02:12	14-28
2nd	02:40	OU - Gray, E. 28 yd rush (Schmit, Z. kick)	3 plays, 54 yards, TOP 00:49	14-35
2nd	01:36	KU - Fairchild, M. 18 yd pass from Bean, J. (Borcila, J. kick)	4 plays, 75 yards, TOP 01:04	21-35
3rd	10:16	OU - Gabriel, D. 1 yd rush (Schmit, Z. kick)	9 plays, 47 yards, TOP 02:33	21-42
3rd	05:56	KU - Arnold, L. 28 yd pass from Bean, J. (Borcila, J. kick)	3 plays, 47 yards, TOP 00:53	28-42
3rd	02:36	OU - Willis, B. 26 yd pass from Gabriel, D. (Schmit, Z. kick)	10 plays, 75 yards, TOP 03:20	28-49
4th	10:33	KU - Thomas, K. 1 yd rush (Borcila, J. kick)	7 plays, 28 yards, TOP 03:36	35-49
4th	05:18	OU - Schmit, Z. 37 yd FG	16 plays, 55 yards, TOP 05:15	35-52
4th	03:31	KU - Fairchild, M. 9 yd pass from Bean, J. (Borcila, J. kick)	7 plays, 75 yards, TOP 01:47	42-52

	KU	OU
FIRST DOWNS	22	36
RUSHES-YARDS (NET)	35-165	57-298
PASSING YDS (NET)	265	403
Passes Comp-Att-Int	16-27-2	29-43-1
TOTAL OFFENSE PLAYS-YARDS	62-430	100-701
Fumble Returns-Yards	0-0	0-0
Punt Returns-Yards	0-0	0-0
Kickoff Returns-Yards	1-31	1-21
Interception Returns-Yards	1-17	2-0
Punts (Number-Avg)	5-42.4	1-55.0
Fumbles-Lost	0-0	2-2
Penalties-Yards	5-45	4-45
Possession Time	29:41	30:19
Third-Down Conversions	5 of 11	16 of 21
Fourth-Down Conversions	0 of 0	1 of 1
Red-Zone Scores-Chances	4-4	5-6
Sacks By: Number-Yards	1-6	1-9

RUSHING: OU – Gray, E. 20-176; Barnes, J. 21-69; Gabriel, D. 10-37; Stoops, D. 2-23; Willis, B. 1-0. KU – Neal, D. 12-84; Bean, J. 10-41; Skinner, Q. 0-20; Thomas, K. 9-18; Morrison, S. 3-1; Scott, T. 1-0.

PASSING: OU – Gabriel, D. 29-42-1-403. KU – Bean, J. 16-27-2-265.

RECEIVING: OU – Mims, M. 9-106; Willis, B. 5-102; Wease, T. 4-56; Stoops, D. 4-43; Farooq, J. 4-42; Gray, E. 2-13; Freeman, G. 1-41. KU – Fairchild, M. 6-106; Arnold, L. 5-113; Grimm, L. 1-19; Casey, J. 1-9; Locklin, T. 1-8; Skinner, Q. 1-7; Neal, D. 1-3.

TACKLES (UA-A): OU – Ugwoegbu, D. 5-3; White, D. 4-4; Stutsman, D. 6-1; Lawrence, K. 5-1; Spears-Jennings, R. 3-1; Davis, J. 2-1; Washington, W. 2-1; Broiles, J. 1-2; Downs, E. 1-2; Coldon, C. 2-0; Kanak, J. 2-0; McCoy, J. 1-0; Raym, A. 1-0; Thomas, R. 1-0; Coe, I. 1-0; Redmond, J. 0-1; Ellison, J. 0-1; Laulu, J. 0-1; Johnson, J. 0-1. KU – Logan, K. 7-7; McCaskill, L. 7-4; Miller, R. 4-5; Dotson, R. 3-4; Burroughs, O. 3-3; Berryhill, T. 3-3; Grant, M. 3-3; Gervin, K. 3-2; Bryant, C. 3-1; Robinson, J. 2-2; Wilson, E. 2-2; Lee, M. 2-2; Taylor, C. 1-3; Young, C. 2-1; Gaines, D. 1-0; Phelps, L. 1-0; Satterwhite, J. 1-0; Hatcher, H. 1-0; DeBose, Z. 1-0; Gilyard, E. 0-1; Dunn, T. 0-1.

10/29/22 • Jack Trice Stadium (58,716) • Ames, Iowa

	OKLAHOMA	27
	IOWA STATE	13

AMES, Iowa — Oklahoma registered three interceptions and held Iowa State to 66 rushing yards (2.4 per carry) in a 27-13 victory, giving the Sooners their 25th win in their last 26 trips to Ames. The 14-point margin marked ISU's largest in defeat this season.

OU, which never trailed for the second straight game, rushed for 182 yards, the second highest total by an Iowa State opponent on the year. The Cyclones entered the day allowing just 105.3 rushing yards per contest.

Oklahoma took a 13-3 to halftime and kicker Zach Schmit accounted for all 13 of the team's points with a 41-yard field goal, a two-yard receiving touchdown on a fake field goal, a PAT and a 34-yard field goal. The touchdown was thrown by holder Michael Turk, who became OU's first full-time punter to throw a TD pass since 1970.

Eric Gray turned in his fifth 100-yard rushing performance of the season, finishing with 101 yards and a four-yard touchdown on 20 carries (5.0 average). It was the second most rushing yards ISU gave up to an individual player on the year.

Dillon Gabriel completed 15 of 26 passes for 148 yards and a touchdown. The TD throw was a 41-yarder in third quarter to receiver Jalil Farooq, who finished with four catches for a team-high 74 yards. The TD was the second of his career.

OU's three interceptions were its most since the 2020 Cotton Bowl vs. Florida and came from Woodi Washington on Iowa State's second play and Justin Broiles and Danny Stutsman in the fourth quarter. Stutsman's pick was the first of his career.

DaShaun White registered a career-high 14 tackles (10 solo) and a team-high-tying 1.5 tackles for loss.

Turk punted six times for an average of 49.3 yards. He had key 61- and 60-yard punts in the fourth quarter that flipped the field and OU's defense registered takeaways on the ensuing possessions.

Score by Quarters	1	2	3	4	Score	
Oklahoma	3	10	7	7	27	Record: (5-3, 2-3 Big 12)
Iowa State	3	3	0	7	13	Record: (3-5, 0-5 Big 12)

Scoring Summary:

1st	06:31	OU - Schmit, Z. 41 yd FG	6 plays, 22 yards, TOP 02:01	3-0
1st	02:08	ISU - Gilbert, J. 27 yd FG	11 plays, 66 yards, TOP 04:23	3-3
2nd	12:23	OU - Schmit, Z. 2 yd pass from Turk, M. (Schmit, Z. kick)	15 plays, 85 yards, TOP 04:38	10-3
2nd	06:30	OU - Schmit, Z. 34 yd FG	14 plays, 48 yards, TOP 5:31	13-3
2nd	00:45	ISU - Gilbert, J. 43 yd FG	7 plays, 25 yards, TOP 1:10	13-6
3rd	04:18	OU - Farooq, J. 41 yd pass from Gabriel, D. (Schmit, Z. kick)	8 plays, 78 yards, TOP 02:47	20-6
4th	10:29	ISU - Noel, J. 15 yd pass from Dekkers, H. (Nettles, D. kick)	12 plays, 53 yards, TOP 04:53	20-13
4th	04:36	OU - Gray, E. 4 yd rush (Schmit, Z. kick)	2 plays, 2 yards TOP 00:48	27-13

	OU	ISU
FIRST DOWNS	19	20
RUSHES-YARDS (NET)	47-182	27-66
PASSING YDS (NET)	150	308
Passes Att-Comp-Int	16-27-0	37-57-3
TOTAL OFFENSE PLAYS-YARDS	74-332	87-374
Fumble Returns-Yards	0-0	0-0
Punt Returns-Yards	0-0	0-0
Kickoff Returns-Yards	2-23	1-13
Interception Returns-Yards	3-37	0-0
Punts (Number-Avg)	6-49.3	5-44.6
Fumbles-Lost	1-1	2-0
Penalties-Yards	4-31	3-21
Possession Time	29:15	30:45
Third-Down Conversions	7 of 17	7 of 20
Fourth-Down Conversions	1 of 2	3 of 5
Red-Zone Scores-Chances	3-3	2-3
Sacks By: Number-Yards	1-9	1-14

RUSHING: OU – Gray, E. 20-101; Major, M. 12-29; Farooq, J. 2-26; Gabriel, D. 9-17; Freeman, G. 3-16. ISU – Dekkers, H. 4-31; Norton, C. 11-27; Brock, J. 11-22.

PASSING: OU – Gabriel, D. 15-26-0-148; Turk, M. 1-1-0-2. ISU – Dekkers, H. 37-57-3-308.

RECEIVING: OU – Farooq, J. 4-74; Stoops, D. 3-34; Mims, M. 2-16; Gray, E. 2-14; Willis, B. 2-8; Major, M. 2-2; Schmit, Z. 1-2. ISU – Hutchinson, X. 10-72; Noel, J. 7-54; Stanley, D. 6-90; Silas, D. 4-19; Brock, J. 3-29; Norton, C. 3-8; Hanika, D. 1-23; Wilson, D. 1-5; Shaw, S. 1-5; Dean, E. 1-3.

TACKLES (UA-A): OU – White, D. 10-4; Washington, W. 6-2; Davis, J. 6-0; Ugwoegbu, D. 3-3; Stutsman, D. 3-2; Broiles, J. 2-2; Laulu, J. 1-3; Lawrence, K. 3-0; Morrison, T. 3-0; Downs, E. 2-1; Redmond, J. 1-2; Johnson, J. 1-1; Coe, I. 0-2; Bowman, B. 0-2; Stripling, M. 0-2; Kelley, J. 1-0; Grimes, R. 1-0; Spears-Jennings, R. 0-1; West, T. 0-1. ISU – Johnson, A. 5-3; Vance, O. 3-5; Tampa, T. 7-0; Freyler, B. 2-4; Purchase, M. 3-2; Vaughn, G. 2-3; McDonald, W. 2-3; Cooper, J. 3-1; Kyle, T. 3-0; Peterson, J. 1-2; Willich, C. 1-2; Anderson, M. 1-2; Onyedim, T. 0-3; Chambers, M. 1-1; Lee, J. 0-2; McLaughlin, W. 0-2; Zenzen, H. 1-0; Peterson, B. 1-0; McGee, T. 1-0; Porter, D. 1-0; Orange, D. 1-0; Dekkers, H. 1-0; Jones, T. 0-1; Jackson, K. 0-1; Mendezsoon, M. 0-1.

11/5/22 • Gaylord Family – Oklahoma Memorial Stadium (83,546) • Norman		
	BAYLOR	38
	OKLAHOMA	35

NORMAN — Oklahoma was unable to overcome three turnovers and dropped a 38-35 home contest to Baylor on Saturday, snapping the Sooners' two-game winning streak.

OU marched 75 yards on the game's opening possession and went up 7-0 on quarterback Dillon Gabriel's 10-yard touchdown run. It was the team's only lead of the day, however, as Gabriel threw three first-half interceptions (two came on deflections) that Baylor turned into 10 points.

Baylor led 17-14 at halftime despite being heavily outgained (334 yards to 187) and took three different 10-point leads in the second half (24-14, 31-21 and 38-28). Eric Gray's one-yard TD run with 4:05 remaining cut BU's advantage to three, but the Bears converted three third-down attempts on their ensuing possession and ran out the clock.

Gabriel completed 22 of 34 passes (65%) for 261 yards and ran for a career-high 70 yards on nine carries. Gray registered his third straight 100-yard rushing game, finishing with 106 yards and two TDs on 23 carries, and he caught a career-high-tying eight passes for 58 yards. Marvin Mims Jr. caught four passes for 120 yards, including a 63-yard first-quarter touchdown. Mims had three catches for 112 yards in the first half, his most ever in the first 30 minutes of a contest.

The Sooners held Baylor to 132 passing yards, their second fewest allowed on the season, but surrendered 281 rushing yards on 48 carries (5.9 average). OU outgained the Bears 499 yards to 413 overall.

Score by Quarters	1	2	3	4	Score
Baylor	14	10	7	7	38
Oklahoma	14	7	7	7	35

Record: (6-3, 4-2 Big 12)
Record: (5-4, 2-4 Big 12)

Scoring Summary:

1st	11:13	OU - Gabriel, D. 10 yd rush (Schmit, Z. kick)	
		10 plays, 75 yards, TOP 03:47	0-7
1st	05:54	BU - Williams, C. 11 yd rush (Mayers, J. kick)	
		11 plays, 63 yards, TOP 05:11	7-7
1st	03:50	BU - Nabors, J. 6 yd rush (Mayers, J. kick)	
		3 plays, 26 yards, TOP 01:11	14-7
1st	03:01	OU - Mims Jr., M. 63 yd pass from Gabriel, D. (Schmit, Z. kick)	
		3 plays, 75 yards, TOP 00:49	14-14
2nd	12:59	BU - Mayers, J. 49 yd FG	
		4 plays, 2 yards, TOP 01:51	17-14
2nd	09:06	BU - Williams, C. 1 yd rush (Mayers, J. kick)	
		4 plays, 65 yards, TOP 01:56	24-14
2nd	06:46	OU - Gray, E. 5 yd rush (Schmit, Z. kick)	
		9 plays, 75 yards, TOP 02:20	24-21
3rd	10:56	BU - Reese, R. 2 yd rush (Mayers, J. kick)	
		9 plays, 75 yards, TOP 04:04	31-21
3rd	04:52	OU - Stoops, D. 9 yd pass from Gabriel, D. (Schmit, Z. kick)	
		7 plays, 77 yards, TOP 02:16	31-28
4th	09:15	BU - Jones, Q. 10 yd rush (Mayers, J. kick)	
		11 plays, 80 yards, TOP 05:35	38-28
4th	04:05	OU - Gray, E. 1 yd rush (Schmit, Z. kick)	
		13 plays, 75 yards, TOP 05:10	38-35

	BU	OU
FIRST DOWNS	24	29
RUSHES-YARDS (NET)	48-281	45-238
PASSING YDS (NET)	132	261
Passes Att-Comp-Int	14-23-1	22-34-3
TOTAL OFFENSE PLAYS-YARDS	71-413	79-499
Fumble Returns-Yards	0-0	0-0
Punt Returns-Yards	0-0	2-9
Kickoff Returns-Yards	1-37	0-0
Interception Returns-Yards	3-40	1-3
Punts (Number-Avg)	4-42.2	2-47.0
Fumbles-Lost	1-0	0-0
Penalties-Yards	6-65	8-64
Possession Time	33:42	26:18
Third-Down Conversions	4 of 13	10 of 15
Fourth-Down Conversions	3 of 3	0 of 1
Red-Zone Scores-Chances	5-6	4-4
Sacks By: Number-Yards	1-5	1-6

RUSHING: BU – Williams, C. 25-192; Jones, Q. 9-47; Nabors, J. 3-33; Reese, R. 4-7; Shapen, B. 3-6; Doyle, D. 1-1. OU – Gray, E. 23-106; Gabriel, D. 9-70; Major, M. 6-23; Farooq, J. 2-15; Stoops, D. 1-8; West, T. 1-7; Willis, B. 1-6; Walker, T. 2-3.

PASSING: BU – Shapen, B. 14-23-1-132. OU – Gabriel, D. 22-34-3-261.

RECEIVING: BU – Cameron, J. 5-72; Presley, H. 4-34; Jones, Q. 2-15; Sims, B. 1-6; Reese, R. 1-5; Johnson, K. 1-0. OU – Gray, E. 8-58; Mims, M. 4-120; Farooq, J. 3-39; Willis, B. 3-27; Stoops, D. 3-13; Wease, T. 1-4.

TACKLES (UA-A): BU – Doyle, D. 5-10; Lemear, D. 3-5; Jones, M. 4-3; Hall, G. 2-5; Walcott, A. 2-5; Morgan, C. 1-5; Randolph, G. 4-1; Ika, S. 1-3; McCarty, A. 3-0; Milton, M. 3-0; Johnson, L. 2-1; Marshall, J. 1-2; Neal, D. 1-2; Jackson, B. 2-0; Franklin, T. 0-2; Brown, T. 0-2; Holmes, G. 1-0; Miller, B. 1-0; Player, J. 1-0; White, J. 0-1; Harris, M. 0-1; Maxwell, C. 0-1; Ogbonnaya, C. 0-1. OU – Stutsman, D. 3-7; Lawrence, K. 7-2; White, D. 2-6; Washington, W. 3-4; Ugwoegbu, D. 4-2; Broiles, J. 3-3; Downs, E. 0-5; Johnson, J. 2-2; Kelley, J. 1-3; Davis, J. 3-0; Redmond, J. 2-0; Kanak, J. 1-1; Coldon, C. 0-2; Bowman, B. 0-2; Gabriel, D. 1-0; Grimes, R. 1-0; Schmit, Z. 0-1.

11/12/22 • Milan Puskar Stadium (50,281) • Morgantown, W. Va.		
	OKLAHOMA	20
	WEST VIRGINIA	23

NORMAN — Oklahoma averaged 6.3 yards per play to West Virginia's 4.7 and registered two takeaways without committing a turnover, but came up short in Morgantown on as the Mountaineers kicked a 25-yard field goal with no time remaining for a 23-20 win. OU's loss snapped a nine-game winning streak against WVU.

After falling behind 13-12 late in the third quarter, the Sooners quickly responded with a seven-play, 59-yard TD drive and two-point conversion to take a 20-13 advantage. WVU knotted the score at 20 on its next possession before Zach Schmit's 46-yard field goal attempt with 6:24 remaining bounced off the upright. OU never got the ball back, as WVU drove 65 yards on 15 plays for the game-winning field goal as time expired.

Eric Gray rushed 25 times for a game-high 211 yards, his highest output as a Sooner, and two touchdowns. He averaged 8.4 yards per carry against a WVU defense that entered the day allowing 137.3 rushing yards per game and 4.0 yards per carry.

OU went a combined 1 for 13 on third- and fourth down attempts (0 for 2 on fourth downs) while WVU went a combined 11 for 24 (4 for 5 on fourth downs).

The Sooners posted 12 tackles for loss, their second most of the season, including a career-high three by defensive end Ethan Downs. Linebacker Danny Stutsman and cornerback C.J. Coldon logged respective career highs of 15 and 13 tackles, while linebackers DaShaun White and David Ugwoegbu finished with 11 and 10 tackles. Stutsman also recorded his second interception in three games, while cornerback Woodi Washington registered his first career forced fumble and defensive lineman Jordan Kelley notched his first career fumble recovery.

Score by Quarters	1	2	3	4	Score
Oklahoma	0	12	8	0	20
West Virginia	0	6	7	10	23

Record: (5-5, 2-5 Big 12)
Record: (4-6, 2-5 Big 12)

Scoring Summary:

2nd	09:42	OU - Schmit, Z. 32 yd FG	
		9 plays, 75 yards, TOP 03:18	3-0
2nd	01:06	OU - Gray, E. 12 yd rush (Schmit, Z. kick)	
		4 plays, 96 yards, TOP 01:02	10-0
2nd	00:33	WVU - Greene, G. 5 yd rush (McGhee, K. rush failed)	
		3 plays, 53 yards, TOP 00:26	10-6
2nd	00:33	OU - Bowman, B. PAT return	
			12-6
3rd	03:36	WVU - Ford-Wheaton, B. 8 yd pass from Greene, G. (Legg, C. kick)	
		12 plays, 63 yards, TOP 06:18	12-13
3rd	01:22	OU - Gray, E. 5 yd rush (Gabriel, D. rush)	
		7 plays, 59 yards, TOP 02:07	20-13
4th	11:20	WVU - Greene G. 11 yd rush (Legg, C. kick)	
		12 plays 72 yards, TOP 04:57	20-20
4th	00:00	WVU - Legg, C. 25 yd FG	
		15 plays, 65 yards, TOP 06:24	20-23

	OU	WVU
FIRST DOWNS	22	26
RUSHES-YARDS (NET)	40-236	53-203
PASSING YDS (NET)	190	203
Passes Att-Comp-Int	17-28-0	19-34-1
TOTAL OFFENSE PLAYS-YARDS	68-426	87-406
Fumble Returns-Yards	0-0	0-0
Punt Returns-Yards	1-10	0-0
Kickoff Returns-Yards	2-56	3-80
Interception Returns-Yards	1-3	0-0
Punts (Number-Avg)	4-46.5	6-43.8
Fumbles-Lost	1-0	2-1
Penalties-Yards	6-60	5-41
Possession Time	22:45	37:15
Third-Down Conversions	1-11	7-19
Fourth-Down Conversions	0-2	4-5
Red-Zone Scores-Chances	3-3	4-4
Sacks By: Number-Yards	2-17	3-18

RUSHING: WVU – Greene, G. 14-119; Mathis, T. 23-53; Johnson, J. 7-23; Anderson, J. 4-12; McLaurin, H. 1-5; James, S. 1-5; Daneils, J. 3-14. OU – Gray, E. 25-211; Barnes, J. 5-22; Farooq, J. 1-4; Gabriel, D. 9-22.

PASSING: WVU – Greene, G. 12-22-0-138; Daniels, J. 7-12-1-65. OU – Gabriel, D. 17-28-0-190.

RECEIVING: WVU – Ford-Wheaton, B. 7-36; Prather, K. 6-59; James S. 3-90; Mathis, T. 1-7; Braham, C. 1-6; Smith, R. 1-5. OU – Farooq, J. 5-49; Mims, M. 4-98; Stoops, D. 4-31; Gray, E. 4-12.

TACKLES (UA-A): WVU – Cox, J. 9-3; Loe, E. 5-3; Kpogba, L. 4-4; Burks, A. 4-1; Floyd, M. 3-2; Ruffin, M. 3-2; Ajayi, R. 4-0; Bartlett, J. 2-2; Martin, S. 3-0; Stills, D. 3-0; McLaurin, H. 2-0; Lockhart, M. 0-2; Carr, L. 0-2; McCormick, W. 1-0; Prather, K. 1-0; Vesterinen, E. 1-0; Dixon, L. 1-0; Jefferson, J. 1-0; Alston, T. 0-1. OU – Stutsman, D. 5-10; Coldon, C. 4-9; White, D. 3-8; Ugwoegbu, D. 4-6; Broiles, J. 1-7; Washington, W. 3-4; Bowman, B. 5-1; Downs, E. 3-3; Morrison, T. 2-3; Spears-Jennings, R. 1-4; Coe, I. 2-1; Stripling, M. 1-1; Williams, G. 0-2; Johnson, J. 0-2; Kelley, J. 0-2; Burt, J. 1-0; Ellison, J. 1-0; Lewis, K. 1-0; Harrington, J. 1-0; Harman, D. 0-1; Grimes, R. 0-1; Schmit, Z. 0-1; Kanak, Jaren 0-1; Thomas, R. 0-1.

11/19/22 • Gaylord Family – Oklahoma Memorial Stadium (84,132) • Norman		
	#22 OKLAHOMA STATE	13
	OKLAHOMA	28

NORMAN — Unranked when playing Oklahoma State for the first time since 2009, Oklahoma raced to a 28-0 first-quarter lead then rode its defense the rest of the way in a 28-13 home win over the 24th-ranked Cowboys. It marked just OU's second victory in program history in which it only scored in the first quarter (the other was in 1937).

The Sooners set first-quarter school records for total offense (their 299 yards were the second most in any quarter in program history) and passing offense (their 224 yards were six shy of the mark for any quarter). OU's 28-point lead marked its largest ever in the first quarter in the Bedlam series.

Dillon Gabriel completed 14 of 18 passes for 224 yards and two touchdowns in the first quarter, and ran three times for 15 yards and a score, also in the opening 15 minutes. The 239 yards of total offense set the OU record for any quarter. He finished the game 20 for 40 through the air for 259 yards.

OU's defense tied a season high with six sacks, registered 13 tackles for loss (one shy of season high) for 60 yards and tallied 12 quarterback hurries, the program's most since 2002 and tied for the fourth most since the stat was tracked beginning in 1970.

Oklahoma registered four takeaways on the night, all interceptions, and three of them came in the game's first 18 minutes. The four picks, which were OU's most in a game since 2015 and most against OSU since 1985, came from cornerback C.J. Coldon, defensive end Jonah Lauu (first of career), safety Billy Bowman and linebacker DaShaun White.

Defensive lineman Jordan Kelley played perhaps his best career game, logging career highs of six tackles, 2.5 tackles for loss and 2.0 sacks.

Eric Gray rushed 20 times for 90 yards and a touchdown, and Drake Stoops caught a career-high six passes, all in the first half, for 89 yards. Included were a season-long 33-yarder and a 23-yard TD reception, which was his career-high third score of the year.

Score by Quarters	1	2	3	4	Score	
Oklahoma State	0	3	7	3	13	Record: (7-4, 4-4 Big 12)
Oklahoma	28	0	0	0	28	Record: (6-5, 3-5 Big 12)

Scoring Summary:

- 1st 13:43 OU - Gabriel, D. 2 yd rush (Schmit, Z. kick)
6 plays, 75 yards, TOP 01:17 0-7
- 1st 09:44 OU - Farooq, J. 30 yd pass from Gabriel, D. (Schmit, Z. kick)
9 plays, 93 yards, TOP 02:45 0-14
- 1st 07:57 OU - Gray, E. 2 yd rush (Schmit, Z. kick)
2 plays, 4 yards, TOP 00:18 0-21
- 1st 01:09 OU - Stoops, D. 23 yd pass from Gabriel, D. (Schmit, Z. kick)
5 plays, 75 yards, TOP 01:31 0-28
- 2nd 04:05 OSU - Brown, T. 24 yd FG
10 plays, 48 yards, TOP 04:34 3-28
- 3rd 01:03 OSU - Stewart, Q. 2 yd pass from Sanders, S. (Brown, T. kick)
7 plays, 61 yards, TOP 02:17 10-28
- 4th 12:37 OSU - Brown, T. 25 yd FG
6 plays, 59 yards, TOP 02:15 13-28

	OSU	OU
FIRST DOWNS	26	17
RUSHES-YARDS (NET)	35-103	34-175
PASSING YDS (NET)	381	259
Passes Comp-Att-Int	36-67-4	20-40-1
TOTAL OFFENSE PLAYS-YARDS	102-484	74-434
Fumble Returns-Yards	0-0	0-0
Punt Returns-Yards	3-21	0-0
Kickoff Returns-Yards	2-42	3-74
Interception Returns-Yards	1-11	4-32
Punts (Number-Avg)	9-45.8	11-49.0
Fumbles-Lost	0-0	1-1
Penalties-Yards	3-20	2-23
Possession Time	37:38	22:22
Third-Down Conversions	7 of 22	1 of 14
Fourth-Down Conversions	0 of 2	0 of 1
Red-Zone Scores-Chances	3-5	2-3
Sacks By: Number-Yards	1-3	6-43

RUSHING: OU - Gray, E. 20-90; Barnes, J. 6-59; Gabriel, D. 6-30; Freeman, G. 1--2.
OSU - Sanders, S. 17-42; Nixon, J. 7-37; Johnson, B. 1-17; Gordon, O. 1-13; Jackson, D. 1-6; Richardson, J. 1-10.

PASSING: OU - Gabriel, D. 20-40-1-259. **OSU** - Sanders, S. 36-67-4-381.

RECEIVING: OU - Stoops, D. 6-89; Mims, M. 5-68; Willis, B. 3-35; Gray, E. 3-30; Farooq, J. 1-30; Freeman, G. 1-4; Majord, M. 1-3. **OSU** - Presley, B. 9-118; Johnson, B. 7-109; Nixon, J. 7-50; Richardson, J. 5-45; Owens, R. 2-21; Cassidy, B. 2-20; Green, B. 1-11; Bray, J. 1-9; Stewart, Q. 1-2; Gordon, O. 1-4.

TACKLES (UA-A): OU - Ugwoegbu, D. 6-4; Stutsman, D. 6-3; Washington, W. 6-2; White, D. 3-5; Coldon, C. 6-1; Lawrence, K. 4-2; Kelley, J. 1-5; Bowman, B. 3-2; Broiles, J. 3-2; Lauu, J. 2-3; Coe, I. 0-5; Downs, E. 2-1; Harmon, D. 2-0; Morrison, T. 1-1; Halton, G. 1-1; Williams, G. 1-0; Harrington, J. 1-0; Mims, M. 1-0; Ellison, J. 1-0; Grimes, R. 1-0; Redmond, J. 1-0; Johnson, J. 0-1; Major, M. 0-1; West, T. 0-1. **OSU** - Taylor, J. 10-1; Cobb, M. 3-5; Daniels, K. 5-2; Muhammad, J. 5-0; Benson, X. 3-2; Oliver, C. 3-1; Walterscheid, K. 3-0; Flanagan, S. 2-0; Latu, N. 2-0; Martin, B. 2-0; Black, K. 1-1; Asi, S. 1-1; Owens, R. 1-0; Robertson, P. 1-0; Williams, T. 1-0; Ross, X. 0-1.

11/26/22 • Jones AT&T Stadium (51,126) • Lubbock, Texas		
	OKLAHOMA	48
	TEXAS TECH (OT)	51

LUBBOCK, Texas — Oklahoma raced to a 24-6 second-quarter lead, finished with 672 yards of offense and got a career-high six passing touchdowns from Dillon Gabriel but still lost 51-48 in overtime at Texas Tech, snapping a 10-game series winning streak.

The Sooners, who scored the game's first 17 points, outgained the Red Raiders 195 to 32 in the first quarter and were in command when Marvin Mims scored on a 77-yard TD reception with 6:25 left in the second quarter to go ahead 24-6. Texas Tech responded with 24 consecutive points to take a 30-24 third-quarter lead. With the score tied at 45, OU turned a C.J. Coldon interception into a Zach Schmit field goal for a three-point advantage with 4:04 left in the fourth quarter. Texas Tech responded with a long drive and game-tying field goal with three seconds left.

In overtime, Schmit missed a 34-yard field goal attempt and Tech made a 35-yarder to earn its first series victory since 2011.

Score by Quarters	1	2	3	4	OT Score	
Oklahoma	14	10	7	17	0	48
Texas Tech	0	23	15	10	3	51

Scoring Summary:

- 1st 13:19 OU - Mims, M. 37 yd pass from Gabriel, D. (Schmit, Z. kick)
4 plays, 45 yards, TOP 01:19 7-0
- 1st 09:24 OU - Willis, B. 7 yd pass from Gabriel, D. (Schmit, Z. kick)
11 plays, 93 yards, TOP 02:58 14-0
- 2nd 13:04 OU - Schmit, Z. 41 yd FG
13 plays, 64 yards, TOP 04:47 17-0
- 2nd 09:45 TTU - Hutchings, J. 1 yd rush (Wolff, T. kick missed)
11 plays, 75 yards, TOP 03:19 17-6
- 2nd 06:25 OU - Mims, M. 77 yd pass from Gabriel, D. (Schmit, Z. kick)
1 play, 77 yards, TOP 00:13 24-6
- 2nd 03:09 TTU - Thompson, S. 6 yd rush (Wolff, T. kick)
10 plays, 75 yards, TOP 03:16 24-13
- 2nd 01:28 TTU - Smith, D. 6 yd rush (Wolff, T. kick)
4 plays, 29 yards, TOP 00:48 24-20
- 2nd 00:00 TTU - Wolff, T. 29 yd FG
8 plays, 77 yards, TOP 00:48 24-23
- 3rd 10:52 TTU - Thompson, S. 7 yd rush (Wolff, T. kick)
5 plays, 62 yards, TOP 01:55 24-30
- 3rd 10:09 OU - Wease, T. 61 yd pass from Gabriel, D. (Schmit, Z. kick)
3 plays, 75 yards, TOP 00:43 31-30
- 3rd 02:46 TTU - Smith, D. 15 yd pass from Shough, T. (White, X. rush)
7 plays, 62 yards, TOP 03:20 31-38
- 4th 10:37 OU - Willis, B. 5 yd pass from Gabriel, D. (Schmit, Z. kick)
6 plays, 75 yards, TOP 02:25 38-38
- 4th 08:43 TTU - Bradley, J. 44 yd pass from Shough, T. (Wolff, T. kick)
5 plays, 75 yards, TOP 01:54 38-45
- 4th 07:24 OU - Farooq, J. 1 yd pass from Gabriel, D. (Schmit, Z. kick)
5 plays, 75 yards, TOP 01:19 45-45
- 4th 04:04 OU - Schmit, Z. 42 yd FG
4 plays, 8 yards, TOP 01:12 48-45
- 4th 00:03 TTU - Wolff, T. 43 yd FG
13 plays, 50 yards, TOP 04:01 48-48
- OT1 00:00 TTU - Wolff, T. 35 yd FG
4 plays, 8 yards 48-51

	OU	TTU
FIRST DOWNS	27	31
RUSHES-YARDS (NET)	45-210	45-163
PASSING YDS (NET)	462	436
Passes Att-Comp-Int	29-42-1	31-51-1
TOTAL OFFENSE PLAYS-YARDS	87-672	96-599
Fumble Returns-Yards	1-12	0-0
Punt Returns-Yards	0-0	2-4
Kickoff Returns-Yards	1-6	3-93
Interception Returns-Yards	1-14	1-0
Punts (Number-Avg)	3-51.0	6-47.2
Fumbles-Lost	1-0	1-1
Penalties-Yards	4-31	9-63
Possession Time	27:26	32:34
Third-Down Conversions	7 of 18	7 of 17
Fourth-Down Conversions	1 of 4	2 of 2
Red-Zone Scores-Chances	4-6	7-7
Sacks By: Number-Yards	1-9	3-9

RUSHING: OU - Gray, E. 28-161; Gabriel, D. 7-21; Barnes, J. 6-14; Farooq, J. 1-13; Willis, B. 1-2; Bunkley-Shelton, L. 1-0. **TTU** - Thompson, S. 22-86; Shough, T. 9-44; Brooks, T. 12-26; Smith, D. 1-6; Hutchings, J. 1-1.

PASSING: OU - Gabriel, D. 28-40-1-449; Turk, M. 0-1-0-0; Stoops, D. 1-1-0-13. **TTU** - Shough, T. 31-50-1-436.

RECEIVING: OU - Willis, B. 7-74; Stoops, D. 6-55; Mims, M. 5-162; Farooq, J. 4-20; Wease, T. 3-123; Gray, E. 2-10; Gabriel, D. 1-13; Barnes, J. 1-5. **TTU** - Bradley, J. 8-173; Price, M. 6-54; Martinez, N. 4-62; Founonji, L. 4-61; Thompson, S. 3-32; Brooks, T. 3-22; Smith, D. 1-15; Cupp, B. 1-10; White, X. 1-4.

TACKLES (UA-A): OU - Stutsman, D. 9-9; Coldon, C. 9-3; Lawrence, K. 3-6; Ugwoegbu, D. 3-5; Bowman, B. 4-2; Broiles, J. 2-4; Washington, W. 3-2; White, D. 3-2; Downs, E. 3-1; Morrison, T. 2-1; Kelley, J. 2-1; Redmond, J. 1-2; Stripling, M. 2-0; West, T. 1-1; Grimes, R. 1-0; Harmon, D. 1-0; Lauu, J. 1-0; Turk, M. 0-1. **TTU** - Eldridge, K. 11-3; Pearson, R. 10-1; Merriweather, K. 5-2; Waters, M. 5-2; Williams, R. 6-0; Taylor-Demerson, D. 3-3; Hutchings, J. 3-1; Adedire, J. 1-3; Smith, I. 3-0; Bradford, T. 2-1; Pierre, J. 2-0; Dunlap, M. 2-0; Wooten, R. 1-0; Wright, W. 1-0; Moore, D. 1-0; White, X. 1-0; Scott, V. 1-0; Frye, A. 0-1; Elston, T. 0-1.

1939 ORANGE BOWL	
Jan. 2 • Miami, Fla. (32,191)	
TENNESSEE	17
OKLAHOMA	0

	OU	UT
First Downs	6	15
Rushes-Yards	16-25	51-197
Passing Yards	69	63
Passes-Comp-Int	13-4-0	27-10-1
Plays-Yards	43-94	64-260
Fumbles-Lost	4-3	2-1
Penalties-Yards	9-90	16-130
Punts-Average	13-40	12-36

SCORE BY QUARTER

Tennessee	7	3	0	7	-	17
Oklahoma	0	0	0	0	-	0

SCORING

UT – Foxx 12 yd run (Wyatt run), 0-7
 UT – Wyatt 32 yd FG, 0-10
 UT – Wood 22 yd run (Wyatt kick), 0-17

STATISTICAL LEADERS

Rushing: OU – McCullough, 9-9
 UT – Coffman, 12-56
 Passing: OU – McCullough, 19-7-1-37
 UT – Wood, 5-2-0-40
 Receiving: OU – Clark, 3-30
 UT – Cifers, 1-23

GAME SUMMARY

This was the first Orange Bowl that featured two national powers as both teams were undefeated and untied. To lure the Sooners to Miami, the Orange Bowl director circled the Norman campus, leaving chalk messages that promoted the game. Tennessee's powerful ground attack was too much for the Sooners, winners of 14 straight, as the Volunteers raced to a 17-0 victory in the fifth annual Orange Bowl. The victory was the 13th straight for the Vols, who were coached by Major Bob Neyland. The game was considered to be the roughest of all bowl games played that year as both teams combined for more than 200 yards in penalties.

1947 GATOR BOWL	
Jan. 1 • Jacksonville, Fla. (10,034)	
N.C. STATE	13
OKLAHOMA	34

	OU	NCSU
First Downs	12	13
Rushes-Yards	43-195	47-136
Passing Yards	75	103
Passes-Comp-Int	9-3-2	18-7-3
Plays-Yards	51-270	65-239
Fumbles-Lost	4-3	2-1
Penalties-Yards	7-34	3-13
Punts-Average	5-31.0	4-36.0

SCORE BY QUARTER

N.C. State	7	0	6	13	-	13
Oklahoma	7	20	0	7	-	34

SCORING

OU – Davis 1 yd run (Wallace kick), 7-0
 NCSU – Phillips 63 yd pass from Turner (Byler kick), 7-7
 OU – Davis 7 yd run (Wallace kick), 14-7
 OU – Golding 5 yd run (Wallace kick), 21-7
 OU – Davis 5 yd run (kick failed), 27-7
 NCSU – Palmer 8 yd run (kick failed), 27-13
 OU – Owens 15 yd pass from Sarratt (Wallace kick), 34-13

STATISTICAL LEADERS

Rushing: OU – Golding, 12-91
 NCSU – Palmer, 10-70

GAME SUMMARY

In a game that featured two of the marquee names in college football at the time, Oklahoma blasted North Carolina State, 34-13, before an overflowing crowd of 10,000 in the second annual Gator Bowl. The Sooners did not take long to get on the scoreboard, two minutes to be exact, on an Eddie Davis one-yard plunge. N.C. State roared back to even the score, but OU put the game out of reach by scoring 20 second-quarter points and coasted from there. The marquee matchup was made possible because of the Tournament of Roses committee decision to match representatives of the Western Athletic Conference (now the Pac-12) and the Big Nine, (now the Big Ten). This agreement made it possible for teams not waiting for a possible Rose Bowl berth to be picked by the Gator Bowl committee.

1949 SUGAR BOWL	
Jan. 1 • New Orleans, La. (80,383)	
NORTH CAROLINA	6
OKLAHOMA	14

	OU	UNC
First Downs	14	12
Rushes-Yards	65-186	34-128
Passing Yards	43	82
Passes-Comp-Int	4-1-0	21-8-2
Plays-Yards	229	42-210
Fumbles-Lost	1-1	0-0
Penalties-Yards	na-40	na-30
Punts-Average	5-36.8	7-38.0

SCORE BY QUARTER

North Carolina	6	0	0	0	-	6
Oklahoma	7	0	7	0	-	14

SCORING

OU – Mitchell 1 yd run (Ming kick), 7-0
 UNC – Rodgers 3 yd run (kick failed), 7-6
 OU – Pearson 7 yd run (Ming kick), 14-6

STATISTICAL LEADERS

Rushing: OU – Heath, 12-58
 UNC – Justice, 16-84
 Passing: OU – Royal, 1-1-0-43
 UNC – Justice, 13-6-1-57
 Receiving: OU – Anderson, 1-43
 UNC – Weiner, 3-36

GAME SUMMARY

It was legendary Coach Bud Wilkinson's first bowl game as the fifth-ranked and underdog Sooners took on the third-ranked and unbeaten North Carolina Tar Heels accompanied by their All-America tailback Charlie "Choo Choo" Justice. Oklahoma upset the 'Heels with the big play coming in the first quarter as linebacker Myrle Greathouse intercepted a pass and returned it 70 yards to set up Jack Mitchell's one-yard run. The Sooners never trailed after that.



1950 SUGAR BOWL	
Jan. 2 • New Orleans, La. (82,000)	
LSU	0
OKLAHOMA	35

	LSU	OU
First Downs	8	10
Rushes-Yards	40-38	55-286
Passing Yards	121	74
Passes-Comp-Int	20-9-2	11-2-4
Plays-Yards	na-159	na-360
Fumbles-Lost	4-4	4-4
Penalties-Yards	6-40	8-40
Punts-Average	8-33.6	7-37.4

SCORE BY QUARTER

LSU	0	0	0	0	-	0
Oklahoma	0	14	7	14	-	35

SCORING

- OU - Thomas 34 yd pass from Pearson (Tipps kick), 7-0
- OU - Thomas 5 yd run (Tipps kick), 14-0
- OU - Heath 86 yd run (Tipps kick), 21-0
- OU - Royal 5 yd run (Tipps kick), 28-0
- OU - Heath 34 yd run (Tipps kick), 35-0

STATISTICAL LEADERS

- Rushing: OU - Heath, 15-170
LSU - West, 5-26
- Passing: OU - Pearson, 7-2-na-74
LSU - Pevy, 11-5-na-82
- Receiving: OU - Goad, 1-40
LSU - Baggett, 4-50

GAME SUMMARY

Bud Wilkinson's team was rated second in the nation and it was the first one of his squads to post an undefeated record, 10-0. The game was one-sided and still stands as the largest margin of victory in OU bowl history. One of the many Sooner big plays was Leon Heath's OU bowl record-breaking 86-yard TD run. The game was marred by an early-week incident where a former LSU player was caught spying on Sooner practices. It was the only time in Wilkinson's career that he publicly blasted an opponent.



1951 SUGAR BOWL	
Jan. 1 • New Orleans, La. (80,206)	
KENTUCKY	13
OKLAHOMA	7

	UK	OU
First Downs	7	18
Rushes-Yards	40-84	59-189
Passing Yards	105	38
Passes-Comp-Int	12-9-1	8-3-1
Plays-Yards	52-189	67-227
Fumbles-Lost	1-0	7-5
Penalties-Yards	6-40	2-30
Punts-Average	8-41.7	6-33.4

SCORE BY QUARTER

Kentucky	7	6	0	0	-	13
Oklahoma	0	0	0	7	-	7

SCORING


- UK - Jamerson 22 yd pass from Parilli (kick good), 0-7
- UK - Jamerson 1 yd run (kick failed), 0-13
- OU - Green 17 yd pass from Vessels (Weatherall kick), 7-13

STATISTICAL LEADERS

- Rushing: OU - Heath, 20-121
UK - Jamerson, 15-58
- Passing: OU - Arnold, 5-2-0-21
UK - Parilli, 12-9-0-105
- Receiving: OU - Vessels, 2-21
UK - Bruno, 3-57

GAME SUMMARY

OU won its first national championship by going a perfect 10-0 in the regular season. However, Kentucky, coached by Paul "Bear" Bryant, upset the Sooners and broke a 31-game OU winning streak. OU lost a bowl-record five fumbles in falling behind 13-0. A fourth quarter 17-yard TD pass by Billy Vessels narrowed the margin, but a come-from-behind effort was foiled by an interception in the final minute of play.



1954 ORANGE BOWL	
Jan. 1 • Miami, Fla. (68,640)	
MARYLAND	0
OKLAHOMA	7

	OU	UM
First Downs	10	13
Rushes-Yards	47-208	52-176
Passing Yards	22	36
Passes-Comp-Int	6-4-0	12-5-1
Plays-Yards	53-230	64-212
Fumbles-Lost	2-2	2-1
Penalties-Yards	7-45	3-15
Punts-Average	7-31.3	5-29.0

SCORE BY QUARTER

Maryland	0	0	0	0	-	0
Oklahoma	0	7	0	0	-	7

SCORING

- OU - Grigg 25 yd run (Leake kick), 7-0

STATISTICAL LEADERS

- Rushing: OU - Grigg, 13-89
UM - Felton, 10-51
- Passing: OU - Calame, 4-4-0-22
UM - Boxold, 9-3-1-42
- Receiving: OU - Burris, 3-17
UM - Holan, 2-31

GAME SUMMARY

It was the first game of the contract that pitted the Big Seven champion against the Atlantic Coast Conference champ. Maryland came into the game as the regular season national champion with OU rated fourth. Twice, the Terrapins had first down with the ball inside the 10-yard line, and both times the Sooner defense refused to allow any points on the scoreboard. Sooner tailback Larry Grigg scored the only TD of the game with a 25-yard scamper in the second period. The 1954 bowl game was the first bowl game in which the players had to play both ways. Sooner hero Grigg also played defensive back.

1956 ORANGE BOWL	
Jan. 2 • Miami, Fla. (75,561)	
MARYLAND	6
OKLAHOMA	20

	OU	UM
First Downs	16	9
Rushes-Yards	64-202	47-187
Passing Yards	53	46
Passes-Comp-Int	10-4-1	10-3-3
Plays-Yards	74-255	57-233
Fumbles-Lost	1-1	3-2
Penalties-Yards	3-35	7-61
Punts-Average	8-34.5	7-40.4

SCORE BY QUARTER

Maryland	0	6	0	0	-	6
Oklahoma	0	0	14	6	-	20

SCORING

UM - Vereb 15 yd run (kick failed), 0-6
 OU - McDonald 4 yd run (Pricer kick), 7-6
 OU - O'Neal 1 yd run (Pricer kick), 14-6
 OU - Dodd 82 yd INT return (kick failed), 20-6

STATISTICAL LEADERS

Rushing: OU - Harris, 9-50
 UM - Vereb, 8-108
 Passing: OU - Harris, 5-3-0-34
 UM - Beightol, 7-2-2-35
 Receiving: OU - Burris, 2-28
 UM - Cooke, 1-21

GAME SUMMARY

This time it was OU that carried the No. 1 ranking into the game with Maryland ranked third, having lost just one game during the regular season. The Sooners, a perfect 10-0 and in the midst of their 47-game winning streak, trailed 6-0 at the half. The Sooners went into their famous "fast break offense" in the second half and scored three times to post their second Orange Bowl victory. It was the second national championship for Oklahoma.

1958 ORANGE BOWL	
Jan. 1 • Miami, Fla. (76,561)	
DUKE	21
OKLAHOMA	48

	OU	DU
First Downs	11	16
Rushes-Yards	44-165	69-231
Passing Yards	114	97
Passes-Comp-Int	18-9-3	13-8-2
Plays-Yards	62-279	82-328
Fumbles-Lost	2-1	3-2
Penalties-Yards	12-150	3-25
Punts-Average	7-34.7	10-28.1

SCORE BY QUARTER

Duke	0	7	7	7	-	21
Oklahoma	7	7	7	27	-	48

SCORING

OU - Baker 94 yd int. return (Dodd kick), 7-0
 OU - Thomas 13 yd run (Dodd kick), 14-0
 DU - McElhaney 1 yd run (Carlton kick), 14-7
 OU - Dodd 1 yd run (Dodd kick), 21-7
 DU - McElhaney 4 yd run (Carlton kick), 21-14
 OU - Sandefer 4 yd run (Dodd kick), 28-14
 OU - Baker 29 yd pass from Hobby (Boyd kick), 35-14
 DU - Dutrow 8 yd run (Carlton kick), 35-21
 OU - Hobby 9 yd pass from Baker (McDaniel kick), 42-21
 OU - Carpenter 73 yd interception of lateral (kick failed), 48-21

STATISTICAL LEADERS

Rushing: OU - Thomas, 13-62
 Duke - Carlton, 15-84
 Passing: OU - Hobby, 4-3-0-48
 Duke - Brodhead, 6-4-1-60
 Receiving: OU - Baker, 1-29
 Duke - Latimore, 3-33

GAME SUMMARY

The 47-game winning streak had been broken earlier in the season, but the Sooners still came into the game ranked No. 4. Duke, the ACC winner, was unranked. Oklahoma got only six first downs, lost the total offense battle (328 yards to 279) and picked up an OU-bowl-record 165 yards in penalties, but used two interception returns for TDs, including an OU-bowl-record 94-yarder from David Baker, two fumble recoveries, a blocked punt and a bad snap from center to win going away. The 48 points marked an all-time OU bowl record that stood until matched by the '91 Gator Bowl team.

1959 ORANGE BOWL	
Jan. 1 • Miami, Fla. (75,281)	
SYRACUSE	6
OKLAHOMA	21

	OU	SU
First Downs	12	18
Rushes-Yards	44-152	56-239
Passing Yards	93	72
Passes-Comp-Int	4-3-0	25-10-2
Plays-Yards	48-245	81-311
Fumbles-Lost	2-1	2-2
Penalties-Yards	3-35	4-20
Punts-Average	8-37.0	8-31.2

SCORE BY QUARTER

Syracuse	0	0	0	6	-	6
Oklahoma	14	0	7	0	-	21

SCORING

OU - Gautt 42 yd run (PAT failed), 6-0
 OU - Coyle 79 yd pass from Hobby (PAT pass), 14-0
 OU - Hobby 40 yd punt return (Hobby kick), 21-0
 SU - Weber 15 yd run (run failed), 21-6

STATISTICAL LEADERS

Rushing: OU - Gautt, 6-94
 SU - Anderson, 12-58
 Passing: OU - Hobby, 1-1-0-79
 SU - Zimmerman, 22-10-1-72
 Receiving: OU - Coyle, 1-79
 SU - Stevens, 5-43

GAME SUMMARY

Waiving the "no repeat rule" because of a new bowl contract, the Sooners played in their second consecutive Orange Bowl, defeating the Syracuse Orangemen 21-6. Oklahoma was led by Prentice Gautt, who scored the game's first TD on the second play of the game with a 42-yard run. Gautt averaged an OU-bowl-record 15.7 yards every time he touched the ball. It was the Sooners' fourth straight Orange Bowl victory. OU ended the season ranked fifth in the nation, its only loss a one-pointer to Texas.

1963 ORANGE BOWL		
Jan. 1 • Miami, Fla. (73,380)		
ALABAMA		17
OKLAHOMA		0

	OU	UA
First Downs	10	15
Rushes-Yards	52-154	50-174
Passing Yards	106	86
Passes-Comp-Int	8-4-0	17-9-1
Plays-Yards	60-260	67-260
Fumbles-Lost	2-2	1-1
Penalties-Yards	1-5	1-12
Punts-Average	10-34.0	8-40.5

SCORE BY QUARTER

Alabama	7	7	3	0	-	17
Oklahoma	0	0	0	0	-	0

SCORING

UA - Williamson 25 yd pass from Namath (Davis kick), 0-7
 UA - Clark 15 yd run (Davis kick), 0-14
 UA - Davis 19 yd field goal, 0-17

STATISTICAL LEADERS

Rushing: OU - Grisham, 28-107
 UA - Versprille, 14-52
 Passing: OU - Fletcher, 1-1-0-56
 UA - Namath, 17-9-1-86
 Receiving: OU - Bumgardner, 1-56
 UA - Williamson, 4-58

GAME SUMMARY

It was Bud Wilkinson's last bowl game. Paul "Bear" Bryant, coaching his alma mater, repeated his victory as the coach at Kentucky in the 1951 Sugar Bowl with a 17-0 triumph. LB Lee Roy Jordan, the MVP, and QB Joe Namath led the Crimson Tide to the victory. The Sooners had first and goal twice in the first half, but fumbles ended OU's chances and the Sooners never really threatened again. The lone highlight for Oklahoma was a visit by President John F. Kennedy to the Sooners' locker room. Although President Kennedy claimed neutrality, it was obvious by the grimace on his face he was backing OU.

1965 GATOR BOWL		
Jan. 2 • Jacksonville, Fla. (50,408)		
FLORIDA STATE		36
OKLAHOMA		19

	FSU	OU
First Downs	29	13
Rushes-Yards	217	71
Passing yards	303	209
Passes-Comp-Int	36-23-1	22-10-4
Plays-Yards	59-520	52-280
Fumbles-Lost	2-2	1-1
Penalties-Yards	9-52	7-35
Punts-Average	1-26.0	6-38.0

SCORE BY QUARTER

Florida State	6	18	6	6	-	36
Oklahoma	7	0	6	6	-	19

SCORING

FSU - Ehler 69 yd interception (PAT failed), 0-6
 OU - Kennedy 1 yd run (Metcalf kick), 7-6
 FSU - Biletnikoff 15 yd pass from Tensi (PAT failed), 7-12
 FSU - Biletnikoff 14 yd pass from Tensi (PAT failed), 7-18
 FSU - Biletnikoff 10 yd pass from Tensi (PAT failed), 7-24
 OU - Pannell 2 yd run (PAT failed), 13-24
 FSU - Floyd 14 yd pass from Tensi (PAT failed), 13-30
 OU - Hart 95 yd pass from Fletcher (PAT failed), 19-30
 FSU - Biletnikoff 6 yd pass from Tensi (PAT failed), 19-36

STATISTICAL LEADERS

Rushing: OU - Ringer, 7-41
 FSU - Spooner, 27-125
 Passing: OU - Fletcher, 7-3-0-117
 FSU - Tensi, 36-23-4-303
 Receiving: OU - Hart, 6-165
 FSU - Biletnikoff, 13-192

GAME SUMMARY

Florida State used a sophisticated passing attack to win easily. To add insult to injury, four of the Seminoles' TD passes were thrown on fourth-down plays. Four Oklahoma players had been found ineligible the night before the game because they had signed pro contracts which was in violation of NCAA rules. FSU wide receiver Fred Biletnikoff finished the game with 13 receptions for 192 yards and four TDs.

1968 ORANGE BOWL		
Jan. 1 • Miami, Fla. (77,993)		
TENNESSEE		24
OKLAHOMA		26

	OU	UT
First Downs	18	18
Rushes-Yards	50-203	44-172
Passing Yards	107	160
Passes-Comp-Int	18-9-3	na
Plays-Yards	68-310	68-332
Fumbles-Lost	0-0	1-1
Penalties-Yards	2-10	4-27
Punts-Average	5-47	2-32

SCORE BY QUARTER

Tennessee	0	0	14	10	-	24
Oklahoma	7	12	0	7	-	26

SCORING

OU - Warmack 7 yd run (Vashon kick), 7-0
 OU - Hinton 20 yd pass from Warmack (kick failed), 13-0
 OU - Owens 1 yd run (PAT failed), 19-0
 UT - Glover 36 yd interception return (Kremser kick), 19-7
 UT - Fulton 5 yd run (Kremser kick), 19-14
 UT - Kremser 26 yd field goal, 19-17
 OU - Stephenson 25 yd interception (Vashon kick), 26-17
 UT - Warren 1 yd run (Kremser kick), 26-24

STATISTICAL LEADERS

Rushing: OU - Warmack, 17-81
 UT - Chadwick, 12-72
 Passing: OU - Warmack, 18-9-2-107
 UT - Warren, 23-12-2-160
 Receiving: OU - Hinton, 5-87
 UT - Flowers, 4-59

GAME SUMMARY

Oklahoma had won the Big Eight title in Chuck Fairbanks' first year as head coach. Although a slight underdog to the Vols, OU broke out to a 19-0 halftime lead. Tennessee came back to narrow the Sooner lead to 19-17 before Oklahoma defensive back Bob Stephenson picked off a pass and raced 24 yards to give OU an all important insurance TD. The Sooners desperately needed the insurance when Dewey Warren plowed in from a yard out. The Vols then missed a potential game-winning field goal as the gun went off.

1968 BLUEBONNET BOWL	
Dec. 31 • Houston, Texas (53,543)	
SMU	28
OKLAHOMA	27

	OU	SMU
First Downs	23	22
Rushes-Yards	53-176	33-72
Passing Yards	294	281
Passes-Comp-Int	37-18-3	43-22-2
Plays-Yards	90-479	76-353
Fumbles-Lost	1-1	2-2
Penalties-Yards	6-55	4-34
Punts-Average	6-38.2	7-41.0

SCORE BY QUARTER

SMU	0	0	6	22	-	28
Oklahoma	7	0	14	6	-	27

SCORING

- OU - Warmack 8 yd run (Derr kick), 7-0
- OU - Barr 21 yd pass from Owens (Derr kick), 14-0
- SMU - Richardson 1 yd run (kick failed), 14-6
- OU - Denton 22 yd pass from Ripley (Derr kick), 21-6
- SMU - Richardson 18 yd run (Lesser kick), 21-13
- SMU - Levias 11 yd pass from Hixson (Lesser kick), 21-20
- SMU - Fleming 19 yd pass from Hixson (PAT good), 21-28
- OU - Barr 20 yd pass from Ripley (conversion failed), 27-28

STATISTICAL LEADERS

- Rushing: OU - Owens, 36-113
SMU - Richardson, 18-76
- Passing: OU - Ripley, 22-10-2-153
SMU - Hixson, 43-22-2-281
- Receiving: OU - Barr, 8-138
SMU - Levias, 8-112
- Tackles: OU - Casteel, 12
SMU - Cormier, 14

GAME SUMMARY

OU led 20-6 entering the fourth quarter, but SMU's Chuck Hixson, passing for 281 yards, led a comeback that produced a 28-21 lead. OU, without injured QB Bob Warmack, narrowed the margin to one on a pass from Mickey Ripley to Johnny Barr, but missed a two-point conversion that would have put it ahead. The Sooners had one last chance after recovering an onside kick, but a field goal attempt from inside the SMU 30-yard line went wide as time expired.

1970 BLUEBONNET BOWL	
Dec. 31 • Houston, Texas (53,832)	
ALABAMA	24
OKLAHOMA	24

	UA	OU
First Downs	21	19
Rushes-Yards	43-229	60-349
Passing Yards	199	66
Passes-Comp-Int	27-14-0	7-5-0
Plays-Yards	70-428	67-415
Fumbles-Lost	2-1	3-2
Penalties-Yards	7-50	3-42
Punts-Average	4-37.0	5-37.0

SCORE BY QUARTER

Alabama	7	7	3	7	-	24
Oklahoma	7	14	0	3	-	24

SCORING

- OU - Pruitt 58 yd run (Derr kick), 7-0
- UA - Moore 4 yd pass from Hunter (Clemmy kick), 7-7
- OU - Pruitt 25 yd run (Derr kick), 14-7
- UA - Bailey 5 yd pass from Hunter (Clemmy kick), 14-14
- OU - Wylie 2 yd run (Derr kick), 21-14
- UA - Clemmy 21 yd field goal, 21-17
- UA - Hunter 25 yd pass from Musso (Clemmy kick), 21-24
- OU - Derr 42 yd field goal, 24-24

STATISTICAL LEADERS

- Rushing: OU - Crosswhite, 20-111
UA - Musso, 27-138
- Passing: OU - Mildren, 7-5-0-66
UA - Hunter, 26-13-1-174
- Receiving: OU - Harrison, 2-45
UA - Bailey, 4-86

GAME SUMMARY

The emergence of the wishbone and Greg Pruitt were late-season developments that propelled OU to four wins in its last five games and a postseason invitation. The Sooners had switched to the wishbone, and they were running it to perfection by the time the bowl game rolled around. The "bone" produced 349 yards rushing and touchdown runs of 58 and 25 yards by All-American Greg Pruitt, but the Sooners still needed a late field goal by Bruce Derr to forge the tie with the Crimson Tide.

1972 SUGAR BOWL	
Jan. 1 • New Orleans, La. (84,031)	
AUBURN	22
OKLAHOMA	40

	OU	AU
First Downs	28	15
Rushes-Yards	439	40
Passing Yards	11	250
Passes-Comp-Int	4-1-0	45-20-2
Fumbles-Lost	1-1	2-2
Penalties-Yards	2-12	0-0
Punts-Average	5-35.4	5-48.6

SCORE BY QUARTER

Auburn	0	0	7	15	-	22
Oklahoma	19	12	3	6	-	40

SCORING

- OU - Crosswhite 4 yd run (kick failed), 6-0
- OU - Mildren 5 yd run (Carroll kick), 13-0
- OU - Mildren 4 yd run (kick failed), 19-0
- OU - Mildren 7 yd run (kick failed), 25-0
- OU - Wylie 71 yd punt return (kick failed), 31-0
- AU - Unger 1 yd run (Jett kick), 31-7
- OU - Carroll 53 yd field goal, 34-7
- AU - Unger 1 yd run (Jett kick), 34-14
- OU - Pruitt 2 yd run (kick failed), 40-14
- AU - Cannon 11 yd pass from Sullivan (Beck run), 40-22

STATISTICAL LEADERS

- Rushing: OU - Mildren, 30-149
AU - Unger, 6-38
- Passing: OU - Mildren, 4-1-0-11
AU - Sullivan, 44-20-1-250
- Receiving: OU - Chandler, 1-11
AU - Beasley, 6-117
- Tackles: OU - Selmon, Driscoll 7
AU - Yearout, 16

GAME SUMMARY

OU had lost only one game, the "Game of the Century" to Nebraska on Thanksgiving Day. Auburn featured Heisman Trophy winner Pat Sullivan. It was run versus pass, with OU's runners prevailing. The Sooners roared to a 31-0 halftime lead and amassed 439 yards rushing by game's end to set Oklahoma and Sugar Bowl records. QB Jack Mildren, playing in the final game of his brilliant college career, scored a Sugar Bowl-record three times. OU finished second in the polls to Nebraska with another Big Eight team, Colorado, finishing third.

1972 SUGAR BOWL	
Dec. 31 • New Orleans, La. (84,031)	
PENN STATE	0
OKLAHOMA	14

	OU	PSU
First Downs	20	11
Rushes-Yards	76-278	28-50
Passing Yards	175	147
Passes-Comp-Int	12-7-0	31-12-1
Plays-Yards	88-453	59-197
Fumbles-Lost	8-5	6-4
Penalties-Yards	3-55	3-15
Punts-Average	8-32.7	10-42.9

SCORE BY QUARTER

Penn State	0	0	0	0	-	0
Oklahoma	7	0	7	0	-	14

SCORING

OU – Owens 27 yd pass from Robertson (Fulcher kick), 7-0

OU – Crosswhite 1 yd run (Fulcher kick), 14-0

STATISTICAL LEADERS

Rushing:	OU – Pruitt, 21-86
	PSU – Nagle, 10-22
Passing:	OU – Robertson, 6-3-0-88
	PSU – Hufnagel, 31-12-1-147
Receiving:	OU – Owens, 5-132
	PSU – Scott, 3-59
Tackles:	OU – Lucious Selmon, 7
	PSU – Skorupan, 13

GAME SUMMARY

Played for the first time on New Year's Eve, the Sugar Bowl brought the Big Eight Champion Sooners to do battle with Joe Paterno's fifth-ranked Nittany Lions. The Sooner defense posted a shutout while allowing only 11 first downs and 49 yards rushing the entire game. It was the first year that freshmen were eligible and Sooner wide receiver Tinker Owens celebrated with five catches, good for 132 yards and one touchdown. It was also the last game for Sooner head coach Chuck Fairbanks who left for the NFL the following spring.

1976 ORANGE BOWL	
Jan. 1 • Miami, Fla. (80,307)	
MICHIGAN	6
OKLAHOMA	14

	OU	UM
First Downs	16	12
Rushes-Yards	65-282	52-169
Passing Yards	63	33
Passes-Comp-Int	5-3-0	30-2-3
Plays-Yards	70-345	72-202
Fumbles-Lost	4-1	1-0
Penalties-Yards	9-40	5-26
Punts-Average	9-34.9	10-38.6

SCORE BY QUARTER

Michigan	0	0	0	6	-	6
Oklahoma	0	7	0	7	-	14

SCORING

OU – Brooks 39 yd run (DiRienzo kick), 7-0

OU – Davis 9 yd run (DiRienzo kick), 14-0

UM – Bell 2 yd run (kick failed), 14-6

STATISTICAL LEADERS

Rushing:	OU – Washington, 17-73
	UM – Leach, 13-62
Passing:	OU – Davis, 5-3-0-63
	UM – Leach, 15-2-3-30
Receiving:	OU – Owens, 3-63
	UM – Bell, 1-17

GAME SUMMARY

It was Oklahoma's first bowl trip under legendary head coach Barry Switzer and a storybook setting. Ohio State, the No. 1-ranked team in the country, had lost in the Rose Bowl earlier in the afternoon. The upset gave the Sooners an opportunity to win the national championship if they could beat the Michigan Wolverines coached by Bo Schembechler. A 39-yard end around by Billy Brooks and a nine-yard keeper by Steve Davis were enough for a 14-6 victory and a fifth national championship.

1976 FIESTA BOWL	
Dec. 25 • Tucson, Ariz. (46,315)	
WYOMING	7
OKLAHOMA	41

	OU	UW
First Downs	24	14
Rushes-Yards	74-415	42-153
Passing Yards	23	51
Passes-Comp-Int	5-3-0	19-6-5
Plays-Yards	79-438	61-204
Fumbles-Lost	6-3	5-1
Penalties-Yards	2-20	4-30
Punts-Average	0-0	5-25.2
Time of Possession	32:18	27:42
Third Down Conversions	11-20	9-15

SCORE BY QUARTER

Wyoming	0	0	0	7	-	7
Oklahoma	14	6	7	14	-	41

SCORING

OU – Peacock 3 yd run (von Schamann kick), 7-0

OU – Ivory 4 yd run (von Schamann kick), 14-0

OU – von Schamann 32 yd field goal, 17-0

OU – von Schamann 50 yd field goal, 20-0

OU – Peacock 15 yd run (von Schamann kick), 27-0

OU – Cumby 4 yd run (von Schamann kick), 34-0

OU – Shepard 8 yd run (von Schamann kick), 41-0

UW – Jones 1 yd run (Christopoulos kick), 41-7

STATISTICAL LEADERS

Rushing:	OU – Shepard, 7-85
	UW – Jones, 14-68
Passing:	OU – Blevins, 3-2-0-14
	UW – Clayton, 14-5-4-54
Receiving:	OU – Hatcher, 2-14
	UW – Howard, 3-45
Tackles:	OU – Reese, 7
	UW – Coleman, 8

GAME SUMMARY

This was a mismatch that was decided early on as Oklahoma rolled up almost 500 yards in total offense and cruised to an easy victory. The Sooners led 27-0 at the third quarter mark before the reserves added two more scores in the fourth period. OU did not punt the entire game, the only time in Sooner bowl history that had happened.

1978 ORANGE BOWL		
Jan. 2 • Miami, Fla. (69,500)		
ARKANSAS	31	
OKLAHOMA	6	

	OU	UA
First Downs	14	15
Rushes-Yards	49-230	60-317
Passing Yards	80	90
Passes-Comp-Int	14-7-0	12-7-1
Plays-Yards	63-310	72-407
Fumbles-Lost	4-3	2-1
Penalties-Yards	5-25	7-50
Punts-Average	5-44.4	4-40.5

SCORE BY QUARTER

Arkansas	14	0	10	7	-	31
Oklahoma	0	0	0	6	-	6

SCORING

UA - Sales 1 yd run (Little kick), 0-7
 UA - Sales 4 yd run (Little kick), 0-14
 UA - Calcagni 1 yd run (Little kick), 0-21
 UA - Little 32 yd field goal, 0-24
 OU - Hicks 8 yd pass from Blevins (kick failed), 6-24
 UA - White 20 yd run (Little kick), 6-31

STATISTICAL LEADERS

Rushing: OU - Peacock, 15-117
 UA - Sales, 22-205
 Passing: OU - Lott, 7-4-0-42
 ARK - Calcagni, 11-7-1-90
 Receiving: OU - Rhodes, 3-46
 ARK - Sales, 4-52
 Tackles: OU - Kinlaw, 11
 ARK - Jackson, 7

GAME SUMMARY

Called by Barry Switzer, "the most disappointing loss of my career," OU was a victim of one of the biggest upsets in bowl history. When Notre Dame downed Texas in the Cotton Bowl, OU was in the running for a national championship. A big win over Arkansas might impress the voters and secure the crown for the Sooners. As a result, Switzer went against his own strategy by choosing to receive the opening kickoff rather than play defense. OU fumbled inside its own 10 on the third play of the game and Arkansas immediately scored for a lead it never relinquished.

1979 ORANGE BOWL		
Jan. 1 • Miami, Fla. (66,635)		
NEBRASKA	24	
OKLAHOMA	31	

	NU	OU
First Downs	27	17
Rushes-Yards	54-217	53-292
Passing Yards	220	47
Passes-Comp-Int	31-18-2	3-2-0
Plays-Yards	85-437	56-339
Fumbles-Lost	0-0	1-1
Penalties-Yards	8-96	6-50
Punts-Average	2-37.5	3-39.3
Third Down Conversions	8-18	7-12
Sacks By-Yards	1-1	1-5

SCORE BY QUARTER

Nebraska	7	0	3	14	-	24
Oklahoma	7	7	17	0	-	31

SCORING

NU - Smith 21 yd pass from Sorley (Todd kick), 0-7
 OU - Sims 3 yd run (von Schamann kick), 7-7
 OU - Lott 3 yd run (von Schamann kick), 14-7
 OU - Sims 11 yd run (von Schamann kick), 21-7
 OU - von Schamann 26 yd field goal, 24-7
 NU - Todd 31 yd field goal, 24-10
 OU - Lott 2 yd run (von Schamann kick), 31-10
 NU - Berns 1 yd run (Todd kick), 31-17
 NU - Miller 2 yd pass from Sorley (Todd kick), 31-24

STATISTICAL LEADERS

Rushing: OU - Sims, 25-134
 NU - Berns, 19-99
 Passing: OU - Lott, 3-2-0-47
 NU - Sorley, 31-18-2-220
 Receiving: OU - Rhodes, 1-38
 NU - Smith, 3-62
 Tackles: OU - Kinlaw, 11
 NU - Andrews, 9

GAME SUMMARY

A truly amazing turn of events produced a rematch after Nebraska's victory in November. The Sooners, ranked No. 1 with one loss, had lost a heartbreaker to the Cornhuskers, 17-14, on a late fumble at the NU three-yard line. When the Huskers were upset the following week by Missouri, producing a Big Eight Championship tie, the Orange Bowl officials came up with the idea of a rematch, much to the Sooners' joy and the Huskers' shock. It went as predicted: an Oklahoma victory.

1980 ORANGE BOWL		
Jan. 1 • Miami, Fla. (66,714)		
FLORIDA STATE	7	
OKLAHOMA	24	

	FSU	OU
First Downs	11	22
Rushes-Yards	35-82	59-411
Passing Yards	100	36
Passes-Comp-Int	27-8-3	4-2-0
Plays-Yards	62-182	63-447
Fumbles-Lost	1-0	5-4
Penalties-Yards	4-20	3-28
Punts-Average	9-42.2	4-25.0
Third Down Conversions	6-15	9-15
Sacks By-Yards	0-0	1-4

SCORE BY QUARTER

Florida State	7	0	0	0	-	7
Oklahoma	0	17	0	7	-	24

SCORING

FSU - Whitting 1 yd run (Chappelen kick), 0-7
 OU - Watts 61 yd run (Keeling kick), 7-7
 OU - Wilson 5 yd run (Keeling kick), 14-7
 OU - Keeling 24 yd field goal, 17-7
 OU - Sims 22 yd run (Keeling kick), 24-7

STATISTICAL LEADERS

Rushing: OU - Sims, 24-164
 FSU - Lyles, Whiting, 13-40
 Passing: OU - Watts, 4-2-0-36
 FSU - Jordan, 16-6-1-76
 Receiving: OU - Nixon, 2-36
 FSU - King, Childers, 2-24
 Tackles: OU - Cumby, 9
 FSU - Herring, 16

GAME SUMMARY

The Big Eight Champion Sooners met an undefeated Florida State team on New Year's night. After the Seminoles took a 7-0 first-quarter lead, OU unleashed 17 second-quarter points to take the lead for good. J.C. Watts was named Orange Bowl MVP on offense. He scored on a 61-yard option play and rushed for more than 100 yards. Bud Hebert, who recorded three interceptions, earned the award on defense. Billy Sims wrapped up his brilliant collegiate career scoring on a 22-yard pitch from Watts. Oklahoma finished third in the country and won the Orange Bowl for the third time in five tries under Switzer. The Seminoles crossed midfield only two times after the first quarter and never passed the 35-yard line.

1981 ORANGE BOWL	
Jan. 1 • Miami, Fla. (71,043)	
OKLAHOMA	18
FLORIDA STATE	17

	OU	FSU
First Downs	18	23
Rushes-Yards	55-156	60-212
Passing Yards	128	51
Passes-Comp-Int	12-7-0	15-11-0
Plays-Yards	67-284	75-263
Fumbles-Lost	7-5	1-0
Penalties-Yards	4-32	5-58
Punts-Average	2-37.0	4-42.5
Third Down Conversions	8-16	8-17

SCORE BY QUARTER

Oklahoma	0	3	7	8	-	18
Florida State	0	7	3	7	-	17

SCORING

FSU – Williams 10 yd run (Capece kick), 0-7
 OU – Keeling 53 yd field goal, 3-7
 OU – Overstreet 4 yd run (Keeling kick), 10-7
 FSU – Capece 19 yd field goal, 10-10
 FSU – Recovered fumble in OU end zone (Capece kick), 10-17
 OU – Rhodes 11 yd pass from Watts (Valora pass from Watts), 18-17

STATISTICAL LEADERS

Rushing: OU – Watts, 25-48
 FSU – Williams, 19-99
 Passing: OU – Watts, 12-7-0-128
 FSU – Stockstill, 15-11-0-51
 Receiving: OU – Rhodes, 2-53
 FSU – Williams, 2-27
 Tackles: OU – Coast, 15
 FSU – Piurowski, 12

GAME SUMMARY

This contest featured a rematch with a great deal more excitement as OU turned to a foreign weapon, the pass, to notch its third straight Orange Bowl win. QB J.C. Watts was chosen MVP and with good reason. The Seminoles used a fourth-quarter TD to break a 10-10 tie and seemingly gain control. OU was forced to start deep in its own territory after the kickoff with little time left. Watts went to work and passed the Sooners to the 11-yard line where he hit Steve Rhodes with a TD strike to pull the Sooners to within one with less than a minute to go. Watts then proceeded to hit tight end Forrest Valora for the two-point conversion that gave the Sooners their ninth Orange Bowl victory, including three in the last four years. Oklahoma finished ranked No. 3 in the nation.

1981 SUN BOWL	
Dec. 26 • El Paso, Texas (33,816)	
HOUSTON	14
OKLAHOMA	40

	UH	OU
First Downs	26	15
Rushes-Yards	59-157	54-409
Passing Yards	228	2
Passes-Comp-Int	29-18-1	5-1-1
Plays-Yards	88-385	59-407
Fumbles-Lost	4-3	2-1
Penalties-Yards	2-27	7-48
Punts-Average	6-37.0	5-38.6
Third Down Conversions	7-16	3-11

SCORE BY QUARTER

Houston	0	7	0	7	-	14
Oklahoma	7	0	3	30	-	40

SCORING

OU – Shepard 34 yd run (Keeling kick), 7-0
 UH – Wilson 1 yd run (Clendenen kick), 7-7
 OU – Keeling 32 yd field goal, 10-7
 OU – Shepard 1 yd run (Keeling kick), 17-7
 OU – Keeling 49 yd field goal, 20-7
 OU – Sims 30 yd run (Keeling kick), 27-7
 UH – Jordan 6 yd run (Clendenen kick), 27-14
 OU – Mills 2 yd run (kick failed), 33-14
 OU – Truit 28 yd interception return (Keeling kick), 40-14

STATISTICAL LEADERS

Rushing: OU – Sims, 15-181
 UH – Polk, 19-74
 Passing: OU – Shepard, 5-1-1-2
 UH – Wilson, 28-11-1-216
 Receiving: OU – Ross, 1-2
 UH – Durham, 1-60
 Tackles: OU – Benson, 10
 UH – Turner, 13

GAME SUMMARY

OU ended the season on a bright note with an easier than anticipated 40-14 victory over Houston. MVP Darrell Shepard, who began his career at UH, scored two touchdowns against his former team. The Sooners scored 30 fourth quarter points to turn a seat squirmer into a rout. Freshman Fred Sims rolled up 181 yards rushing in the game after rushing for just 179 in the regular season.

1983 FIESTA BOWL	
Jan. 1 • Tempe, Ariz. (70,553)	
ARIZONA STATE	32
OKLAHOMA	21

	ASU	OU
First Downs	25	19
Rushes-Yards	43-100	63-417
Passing Yards	329	40
Passes-Comp-Int	35-17-2	10-4-1
Plays-Yards	78-429	73-457
Fumbles-Lost	3-0	6-4
Penalties-Yards	7-64	8-68
Punts-Average	6-43.5	4-29.5
Time of Possession	30:31	29:29
Third Down Conversions	6-15	9-19
Sacks By-Yards	0-0	4-6

SCORE BY QUARTER

Arizona State	0	11	7	14	-	32
Oklahoma	7	6	8	0	-	21

SCORING

OU – Wilson 1 yd run (Keeling kick), 7-0
 ASU – Zendejas 32 yd field goal, 7-3
 ASU – Phelps safety in end zone, 7-5
 ASU – Zendejas 22 yd field goal, 8-7
 OU – Wilson 1 yd run (rush PAT no good), 13-8
 ASU – Zendejas 54 yd field goal, 13-11
 ASU – Clark 15 yd run (Zendejas kick), 13-18
 OU – Sims 19 yd run (Phelps to Fontenette), 21-18
 ASU – Moore 1 yd run (Zendejas kick), 21-25
 ASU – Brown 52 yd pass from Hons (Zendejas kick), 21-32

STATISTICAL LEADERS

Rushing: OU – Dupree, 17-239
 ASU – Moore, 20-64
 Passing: OU – Phelps, 10-4-1-40
 ASU – Hons, 35-17-2-329
 Receiving: OU – Lewis, 2-23
 ASU – Moore, 3-88
 Tackles: OU – Sanders, 11
 ASU – Richardson, 15

GAME SUMMARY

The magic of Marcus Dupree ran out as the Sun Devils rallied for 14 fourth-quarter points to win the first meeting between the two. Dupree ran wild early, amassing 239 yards before recurrent leg injuries forced him out in the third quarter. The turning point came when Oklahoma punter Michael Keeling could not get his punt away and was forced to throw an illegal pass. The Devils took over at the OU 43 and later scored when Darryl Clark raced 15 yards for a touchdown.

1985 ORANGE BOWL	
Jan. 1 • Miami, Fla. (56,294)	
WASHINGTON	28
OKLAHOMA	17

	UW	OU
First Downs	17	17
Rushes-Yards	43-192	54-162
Passing Yards	119	124
Passes-Comp-Int	21-9-3	21-6-1
Plays-Yards	64-311	75-286
Fumbles-Lost	3-1	6-2
Penalties-Yards	5-25	8-60
Punts-Average	6-37.7	7-34.6
Time of Possession	28:56	31:04
Third Down Conversions	3-13	6-18

SCORE BY QUARTER

Washington	14	0	0	14	-	28
Oklahoma	0	14	0	3	-	17

SCORING

UW – Greene 29 yd pass from Siruco (Jaeger kick), 0-7

UW – Robinson 1 yd run (Jaeger kick), 0-14

OU – Bradley 1 yd run (Lashar kick), 7-14

OU – Shepard 61 yd pass from Bradley (Lashar kick), 14-14

OU – Lashar 35 yd field goal, 17-14

UW – Pattison 12 yd pass from Millen (Jaeger kick), 17-21

UW – Fenney 6 yd run (Jaeger kick), 17-28

STATISTICAL LEADERS

Rushing:	OU – Carr, 10-63
	UW – Robinson, 28-135
Passing:	OU – Bradley, 21-6-1-124
	UW – Sircuro, 17-7-3-78
Receiving:	OU – Shepard, 3-87
	UW – Greene, 4-97
Tackles:	OU – Brown, Reed, 6
	UW – Kelly, 11

GAME SUMMARY

Brigham Young was No. 1 in the polls, but Sooner head coach Barry Switzer had argued that the Sooners should be No. 1 because of a tougher schedule. A win over a fine Husky team would solidify that claim. However, Washington refused to cooperate and turned a 17-14 fourth-quarter deficit into a 28-17 triumph. The game was marked by a bizarre incident when, after thinking an Oklahoma field goal was good, the Sooner Schooner raced onto the field as called for by tradition. A penalty negated the field goal, but the Schooner became stuck in the muddy field in front of UW's bench, resulting in a 15-yard penalty. The following 42-yard try was no good.

1986 ORANGE BOWL	
Jan. 1 • Miami, Fla. (74,178)	
PENN STATE	10
OKLAHOMA	25

	PSU	OU
First Downs	14	12
Rushes-Yards	36-103	52-228
Passing Yards	164	91
Passes-Comp-Int	34-18-4	6-3-0
Plays-Yards	70-267	58-319
Fumbles-Lost	2-1	5-1
Penalties-Yards	6-49	7-45
Punts-Average	6-46.3	5-42.6
Time of Possession	31:23	28:37
Third Down Conversions	7-15	5-16
Sacks By-Yards	0-0	2-10

SCORE BY QUARTER

Penn State	7	3	0	0	-	10
Oklahoma	0	16	3	6	-	25

SCORING

PSU – Manoa 1 yd run (Manca kick), 0-7

OU – Lashar 26 yd field goal, 3-7

OU – Jackson 71 yd pass from Holieway (Lashar kick), 10-7

OU – Lashar 31 yd field goal, 13-7

OU – Lashar 21 yd field goal, 16-7

PSU – Manca 27 yd field goal, 16-10

OU – Lashar 22 yd field goal, 19-10

OU – Carr 61 yd run (kick failed), 25-10

STATISTICAL LEADERS

Rushing:	OU – Carr, 19-148
	PSU – Dozier, 12-39
Passing:	OU – Holieway, 6-3-0-91
	PSU – Knizner, 11-8-1-90
Receiving:	OU – Jackson, 2-83
	PSU – Dimidio, 6-50
Tackles:	OU – Bosworth, 13
	PSU – Alexander, 9

GAME SUMMARY

A swarming defense, a record field goal performance and two big plays helped Oklahoma defeat Penn State to capture the program's sixth national championship. Butkus Award winner Brian Bosworth had 13 solo tackles and the Oklahoma secondary picked off four Penn State passes to thwart any rallies. Tim Lashar booted an Orange Bowl-record four field goals to give the Sooners an early lead. Lydell Carr and Keith Jackson then provided big plays: a 61-yard jaunt by Carr and a 71-yard pass play from Jamelle Holieway to Jackson.

1987 ORANGE BOWL	
Jan. 1 • Miami, Fla. (57,291)	
ARKANSAS	8
OKLAHOMA	42

	UA	OU
First Down	17	11
Rushes-Yards	45-48	48-366
Passing Yards	192	47
Passes-Comp-Int	33-16-5	5-2-0
Plays-Yards	81-240	53-413
Fumbles-Loss	2-0	3-2
Penalties-Yards	3-25	4-40
Punts-Average	9-41.1	5-47.6
Time of Possession	35:29	24:31
Third Down Conversions	8-18	5-12
Sacks By-Yards	7-51	0-0

SCORE BY QUARTER

Arkansas	0	0	0	8	8
Oklahoma	0	14	14	14	42

SCORING

OU – Tillman 77 yd run (Lashar kick), 7-0

OU – Tillman 21 yd run (Lashar kick), 14-0

OU – Holieway 2 yd run (Lashar kick), 21-0

OU – Holieway 4 yd run (Lashar kick), 28-0

OU – Stafford 13 yd run (Lashar kick), 35-0

OU – Parham 49 yd run (Lashar kick), 42-0

ARK – Thomas 2 yd run (Shibest pass from Bland), 42-8

STATISTICAL LEADERS

Rushing:	OU – Tillman, 7-109
	ARK – Thomas, 22-59
Passing:	OU – Holieway, 3-2-0-47
	ARK – Thomas, 26-13-4-129
Receiving:	OU – Shepard, 1-36
	ARK – Shibest, 4-83
Tackles:	OU – Jones, 9
	ARK – Atwater, 7

GAME SUMMARY

After nine years, Barry Switzer avenged his most embarrassing loss, coaching Oklahoma to a 42-8 rout of Arkansas. LB Danté Jones, playing in place of All-American Brian Bosworth, led the defense, which held the Hogs to just 48 rushing yards. Spencer Tillman gained 109 yards rushing on just seven carries. His totals included a 77-yard TD to give OU the early 7-0 lead. Todd Thomsen set an Orange Bowl record with five punts for a 47.6-yard average.



1988 ORANGE BOWL	
Jan. 1 • Miami, Fla. (74,760)	
MIAMI	20
OKLAHOMA	14

	OU	UM
First Downs	13	15
Rushes-Yards	53-179	38-72
Passing Yards	76	209
Passes-Comp-Int	13-5-0	30-18-1
Plays-Yards	66-255	68-281
Fumbles-Lost	4-2	0-0
Penalties-Yards	5-39	8-85
Punts-Average	8-39.0	6-44.7
Time of Possession	27:52	32:08
Third Down Conversions	6-18	9-18
Sacks By-Yards	1-5	1-5

SCORE BY QUARTER

Miami	7	0	10	3	-	20
Oklahoma	0	7	0	7	-	14

SCORING

- UM - Bratton 30 yd pass from Walsh (Cox kick), 0-7
- OU - Stafford 1 yd run (Lashar kick), 7-7
- UM - Cox 56 yd field goal, 7-10
- UM - Irvin 23 yd pass from Walsh (Cox kick), 7-17
- UM - Cox 48 yd field goal, 7-20
- OU - Hutson 29 yd run (Lashar kick), 14-20

STATISTICAL LEADERS

- Rushing: OU - Collins, 10-50
UM - Williams, 19-41
- Passing: OU - Thompson, 12-4-0-56
UM - Walsh, 30-18-1-209
- Receiving: OU - Jackson, 3-45
UM - Bratton, 9-102
- Tackles: OU - Reed, 9
UM - Clark, 14

GAME SUMMARY

The Sooners' hopes of winning their seventh national championship were put to rest by Miami, 20-14. The Hurricanes took the opening kickoff and moved 65 yards in eight plays for a 7-0 lead, then never looked back. The Sooner offense, which led the nation in six categories, was held to only 179 rushing yards and 255 overall. Late in the fourth quarter, the Sooners scored on a 29-yard fumblerooski which gave the Oklahoma faithful a flicker of hope. The Hurricane defenders blew it out when they sacked quarterback Charles Thompson and caused a fumble to ensure the victory.



1989 CITRUS BOWL	
Jan. 2 • Orlando, Fla. (53,571)	
OKLAHOMA	6
CLEMSON	13

	CU	OU
First Downs	12	17
Rushes-Yards	48-187	43-116
Passing Yards	57	138
Passes-Comp-Int	11-5-0	24-10-1
Plays-Yards	59-244	67-254
Fumbles-Lost	1-0	4-1
Penalties-Yards	7-76	5-50
Punts-Average	7-44.3	5-38.6
Time of Possession	29:30	30:30
Third Down Conversions	6-15	4-14
Sacks By-Yards	0-0	0-0

SCORE BY QUARTER

Oklahoma	3	0	3	0	-	6
Clemson	0	6	0	7	-	13

SCORING

- OU - Lashar 35 yd field goal, 3-0
- CU - Gardocki 20 yd field goal, 3-3
- CU - Gardocki 46 yd field goal, 3-6
- OU - Lashar 30 yd field goal, 6-6
- CU - Allen 4 yd run (Seyle kick), 6-13

STATISTICAL LEADERS

- Rushing: OU - Perry, 12-52
CU - McFadden, 9-55
- Passing: OU - Holieway, 24-10-1-138
CU - Williams, 11-5-0-57
- Receiving: OU - Cabbiness, 3-78
CU - Allen, 4-47
- Tackles: OU - Dillon, 11
CU - McDaniel, 11

GAME SUMMARY

After a dry three quarters and the score deadlocked at 6-6, Clemson held off a late Sooner rally to post a 13-6 victory and give the ACC its first victory over Oklahoma in 16 tries. On the Sooners' last possession, OU took over possession on its own 20 with 2:59 left on the clock. QB Jamelle Holieway, playing in his final game, scampered 11 yards on a fourth down to keep the drive alive. Holieway then completed passes of five, seven, four, 12, seven, 12 and 13 yards, to get OU inside the Tiger 14 with 12 seconds remaining. But two desperation heaves by Holieway dropped incomplete to end all Oklahoma hopes.



1991 GATOR BOWL	
Dec. 29 • Jacksonville, Fla. (62,003)	
OKLAHOMA	48
VIRGINIA	14

	OU	UVA
First Downs	36	13
Rushes-Yards	51-261	26-101
Passing Yards	357	142
Passes-Comp-Int	36-27-0	29-12-1
Plays-Yards	87-618	55-243
Fumbles-Lost	1-1	4-1
Penalties-Yards	12-128	6-48
Punts-Average	3-40.3	8-34.8
Time of Possession	37:54	22:06
Third Down Conversions	8-14	2-12
Sacks By-Yards	1-9	0-0

SCORE BY QUARTER

Oklahoma	7	27	14	0	-	48
Virginia	0	7	0	7	-	14

SCORING

- OU - Mickey 10 yd pass from Gundy (Blanton kick), 7-0
- OU - Gaddis 2 yd run (Blanton kick), 14-0
- OU - Gaddis 8 yd run (Blanton kick), 21-0
- OU - Jones 4 yd blocked punt (Blanton kick), 28-0
- OU - Mickey 13 yd pass from Gundy (kick blocked), 34-0
- UVA - Davis 22 yd pass from Blundin (Husted kick), 34-7
- OU - Rasheed 7 yd run (Blanton kick), 41-7
- OU - Gaddis 7 yd run (Blanton kick), 48-7
- UVA - Tomlin 23 yd pass from Blundin (Husted kick), 48-14

STATISTICAL LEADERS

- Rushing: OU - Gaddis, 20-104
UVA - Kirby, 13-66
- Passing: OU - Gundy, 31-25-0-324
UVA - Blundin, 26-12-1-142
- Receiving: OU - Warren, 5-110
UVA - Mundy, 3-44
- Tackles: OU - Wilson, 8
UVA - Lewis, 15

GAME SUMMARY

Cale Gundy unleashed one of the greatest postseason passing efforts in school history as Oklahoma crushed Virginia, 48-14. Gundy was 25-of-31, including 11 straight completions, for 329 yards and two TDs. The Sooners scored touchdowns on four of their first five possessions to put the game out of reach before halftime. The OU defense never allowed the Cavaliers inside the 20. The 48 points tied the OU bowl game record (48-21 over Duke in the '58 Orange Bowl).

	1993 JOHN HANCOCK BOWL	
	Dec. 24 • El Paso, Texas (43,848)	
TEXAS TECH		10
OKLAHOMA		41

	OU	TTU
First Downs	21	18
Rushes-Yards	50-177	33-116
Passing Yards	215	199
Passes-Comp-Int	26-15-1	37-19-4
Plays-Yards	76-392	70-315
Fumbles-Lost	4-2	0-0
Penalties-Yards	9-65	6-65
Punts-Average	7-48.3	7-42.6
Time of Possession	35:22	24:38
Third Down Conversions	4-11	6-17
Sacks By-Yards	1-5	6-31

SCORE BY QUARTER

Texas Tech	0	3	7	0	-	10
Oklahoma	14	14	0	13	-	41

SCORING


OU - Chandler 2 yd run (Blanton kick), 7-0
 OU - Brady 9 yd pass from Gundy (Blanton kick), 14-0
 TT - Davis 22 yd field goal, 14-3
 OU - Warren 34 yd pass from Gundy (Blanton kick), 21-3
 OU - Brady 15 yd pass from Gundy (Blanton kick), 28-3
 TT - Morris 2 yd run (Davis kick), 28-10
 OU - Moore 32 yd run (Blanton kick), 35-10
 OU - Moore 6 yd run (no PAT attempt), 41-10

STATISTICAL LEADERS

Rushing: OU - Moore, 15-85
 TT - Morris, 27-95
 Passing: OU - Gundy, 26-15-1-215
 TT - Hall, 37-19-4-199
 Receiving: OU - Warren, 4-93
 TT - Mitchell, 6-87
 Tackles: OU - Coats, 8
 TT - Wright, Banks, 9

GAME SUMMARY

QB Cale Gundy brilliantly guided Oklahoma's offense and the Sooner defense slowed Doak Walker Award winner Bam Morris as OU claimed a 41-10 win. The Sooners scored the first two times they had the ball. Another Gundy TD pass boosted the lead to 21-3. Just over a minute later, the game MVP hit again and Oklahoma was cruising at halftime 28-3. Meanwhile, the nation's second-leading rusher was held to just 95 yards by the Sooner defense.

	1994 COPPER BOWL	
	Dec. 29 • Tucson, Ariz. (45,122)	
BYU		31
OKLAHOMA		6

	BYU	OU
First Downs	28	16
Rushes-Yards	33-71	33-72
Passing Yards	485	163
Passes-Comp-Int	46-32-0	30-13-1
Plays-Yards	79-556	63-235
Fumbles-Lost	0	0
Penalties-Yards	6-48	7-44
Punts-Average	4-37.0	8-37.1
Time of Possession	35:16	24:44
Third Down Conv.	8-14	3-13
Sacks By-Yards	1-13	1-3

SCORE BY QUARTER

BYU	7	10	7	7	-	31
Oklahoma	0	0	0	6	-	6

SCORING

BYU - Doman 7 yd pass from Walsh (Lauder kick), 0-7
 BYU - Lauder 22 yd field goal, 0-10
 BYU - Johnston 25 yd pass from Walsh (Lauder kick), 0-17
 BYU - Johnston 4 yd pass from Walsh (Lauder kick), 0-24
 OU - Moore 2 yd run (PAT failed), 6-24
 BYU - Doman 28 yd pass from Walsh (Lauder kick), 6-31

STATISTICAL LEADERS

Rushing: OU - Moore, 9-41
 BYU - Willis, 11-41
 Passing: OU - Brown, 30-13-1-163
 BYU - Walsh, 45-31-4-454
 Receiving: OU - Hall, 5-75
 BYU - Willis, 7-103
 Tackles: OU - Simpson, 13
 BYU - Cook, 8

GAME SUMMARY

After completing its worst regular season in 30 years, and playing under a head coach who had resigned, Oklahoma ended its season with a dismal 31-6 loss. The Sooners started reserve QB Terence Brown, who had completed one of three passes during the regular season. Usual starter Garrick McGee had contracted spinal meningitis and was unable to play. OU's defense surrendered 485 yards and four touchdowns through the air. BYU's John Walsh set Copper Bowl records for completions (31) and TD passes (4). Sooner linebacker Broderick Simpson was defensive player of the game with 13 tackles, a sack and a pass breakup.

	1999 INDEPENDENCE BOWL	
	Dec. 31 • Shreveport, La. (49,843)	
MISSISSIPPI		27
OKLAHOMA		25

	UM	OU
First Downs	19	27
Rushes-Yards	33-159	23-91
Passing Yards	202	390
Passes-Comp-Int	29-18-2	54-39-1
Plays-Yards	62-361	77-481
Fumbles-Lost	1-0	3-3
Penalties-Yards	3-13	4-35
Punts-Average	5-39.4	1-10.0
Time of Possession	29:24	30:36
Third Down Conv.	5-11	7-13
Sacks By-Yards	3-16	3-24

SCORE BY QUARTER

Mississippi	7	14	0	6	-	27
Oklahoma	3	0	15	7	-	25

SCORING

UM - McAllister 25 yd pass from Miller (Binkley kick), 0-7
 OU - Duncan 34 yd field goal, 3-7
 UM - Bettis 9 yd pass from Miller (Binkley kick), 3-14
 UM - McAllister 80 yd run (Binkley kick), 3-21
 OU - Jackson 3 yd pass from Heupel (Duncan kick), 10-21
 OU - Daniels 41 yd pass from Heupel (Hammons pass), 18-21
 UM - Binkley 29 yd field goal, 18-24
 OU - Griffin 17 yd pass from Heupel (Duncan kick), 25-24
 UM - Binkley 39 yd field goal, 25-27

STATISTICAL LEADERS

Rushing: OU - Griffin, 12-86
 UM - McAllister, 17-121
 Passing: OU - Heupel, 53-39-1-390
 UM - Miller, 28-18-2-202
 Receiving: OU - Daniels, 6-109
 UM - McAllister, 3-55
 Tackles: OU - Rideau, 7
 UM - Taylor, Strong, 8

GAME SUMMARY

In the final college game of the 20th century, Ole Miss topped Oklahoma in a thriller, 27-25. OU quarterback and game offensive MVP Josh Heupel set school and Independence Bowl records for attempts (53), completions (39) and yards (390), and tied the record for touchdowns (3). Jarrail Jackson tied the Independence Bowl record for receptions with 10. Ole Miss' Les Binkley kicked a 39-yard field goal for the win on the last play of the game.

**2001 ORANGE BOWL**

Jan. 3 • Miami, Fla. (76,835)

FLORIDA STATE	2
OKLAHOMA	13

	FSU	OU
First Downs	14	12
Rushes-Yards	17-27	36-56
Passing Yards	274	214
Passes-Comp-Int	52-25-2	39-25-1
Plays-Yards	69-301	75-270
Fumbles-Lost	3-1	2-1
Penalties-Yards	6-38	7-45
Punts-Average	10-44.7	8-41.1
Time of Possession	23:27	36:33
Third Down Conversions	1-15	7-19
Sacks By-Yards	2-13	1-2

SCORE BY QUARTER

Florida State	0	0	0	2	-	2
Oklahoma	3	0	3	7	-	13

SCORING

OU - Duncan 27 yd field goal, 3-0
 OU - Duncan 42 yd field goal, 6-0
 OU - Griffin 10 yd run (Duncan kick), 13-0
 FSU - Team safety, 13-2

STATISTICAL LEADERS

Rushing:	OU - Griffin, 11-40 FSU - Minor, 13-20
Passing:	OU - Heupel, 39-25-1-214 FSU - Weinke, 51-25-2-274
Receiving:	OU - Norman, 3-49 FSU - Bell, 7-137
Tackles:	OU - Thompson, 7 FSU - Allen, 12

GAME SUMMARY

Top-ranked Oklahoma used a smothering defense to shut down the third-ranked Seminoles and Josh Heupel generated enough offense to lead OU to a perfect season. As the nation's only unbeaten team, the Sooners were the unanimous winners of the AP media poll. They were automatically crowned national champions in the coaches' poll under the Bowl Championship Series format. Led by Orange Bowl MVP Torrance Marshall, the Sooners time and again forced Florida State quarterback Chris Weinke into bad decisions. Tim Duncan kicked two field goals and Quentin Griffin scored the clinching touchdown on a 10-yard run up the middle with 8:30 to play. Florida State avoided its first shutout in 12 seasons when Stanford Samuels tackled OU punter Jeff Ferguson in the end zone for a safety with 55 seconds remaining after the snap sailed over his head.

**2002 COTTON BOWL**

Jan. 1 • Dallas, Texas (72,955)

OKLAHOMA	10
ARKANSAS	3

	OU	UA
First Downs	11	6
Rushes-Yards	34-56	42-37
Passing Yards	175	13
Passes-Comp-Int	32-24-0	13-2-1
Plays-Yards	66-231	55-50
Fumbles-Lost	2-1	1-1
Penalties-Yards	9-76	6-54
Punts-Average	9-34.9	8-40.5
Time of Possession	33:34	26:26
Third Down Conversions	6-18	1-14
Sacks By-Yards	9-55	4-27

SCORE BY QUARTER

Oklahoma	7	0	3	0	-	10
Arkansas	0	0	0	3	-	3

SCORING

OU - Hybl 1 yd run (Duncan kick), 7-0
 OU - Duncan 32 yd field goal, 10-0
 UA - O'Donohoe 32 yd field goal, 10-3

STATISTICAL LEADERS

Rushing:	OU - Griffin, 19-56 ARK - Holmes, 8-27
Passing:	OU - Hybl, 32-24-0-175 ARK - Clark, 12-2-1-13
Receiving:	OU - Norman, 7-74 ARK - Wilson, 1-7
Tackles:	OU - Calmus, 10 ARK - Petty, Bua, 7.5

GAME SUMMARY

Arkansas' defense played well, but few will remember. Oklahoma's defense was that much better. The final statistics were as chilling and stark as the weather. The Razorbacks, who reached OU territory just two times the entire game, could muster only 13 passing yards on two completions while their rushing attempts (42) outnumbered their rushing yards (37). Sooner defenders tied a school and Cotton Bowl record with a whopping nine sacks. Late in the first quarter, Oklahoma set sail on a 13-play, 63-yard scoring drive that culminated in a one-yard sneak by quarterback Nate Hybl. Along the way, the Sooners converted two third downs and one fourth. The resulting touchdown and PAT made the rest of the afternoon academic. OU added a 32-yard field goal by Tim Duncan in the third frame to build a 10-0 advantage that felt like twice that given the play of the defense. Arkansas, aided by penalties, finally scratched out a field goal, but no serious threat to the outcome was ever mounted.

**2003 ROSE BOWL**

Jan. 1 • Pasadena, Calif. (86,848)

OKLAHOMA	34
WASHINGTON STATE	14

	OU	WSU
First Downs	19	11
Rushes-Yards	46-146	21-4
Passing Yards	240	239
Passes-Comp-Int	29-19-0	34-17-2
Plays-Yards	75-386	55-243
Fumbles-Lost	2-1	3-1
Penalties-Yards	4-28	9-52
Punts-Average	5-29.0	6-46.0
Time of Possession	37:14	22:46
Third Down Conversions	9-20	2-11
Sacks By-Yards	6-59	3-27

SCORE BY QUARTER

Oklahoma	3	14	3	14	-	34
Washington State	0	0	0	14	-	14

SCORING

OU - DiCarlo 45 yd field goal, 3-0
 OU - Savage 12 yd pass from Hybl (DiCarlo kick), 10-0
 OU - Perkins 51 yd punt return (DiCarlo kick), 17-0
 OU - DiCarlo 30 yd field goal, 20-0
 OU - Fagan 9 yd pass from Hybl (DiCarlo kick), 27-0
 WSU - Riley 37 yd pass from Gesser (Dunning kick), 27-7
 OU - Griffin 19 yd run (DiCarlo kick), 34-7
 WSU - Moore 89 yd kickoff return (Dunning kick), 34-14

STATISTICAL LEADERS

Rushing:	OU - Griffin, 30-162 WSU - Green, 8-45
Passing:	OU - Hybl, 29-19-0-240 WSU - Gesser, 34-17-2-239
Receiving:	OU - Peoples, 3-80 WSU - Riley, 9-139
Tackles:	OU - Lehman, 6 WSU - Coleman, 10

GAME SUMMARY

Oklahoma dominated the Pac 10 champs in the Sooners' first trip to the Rose Bowl. OU's defense logged six sacks and two interceptions to set the tone. Rose Bowl MVP Nate Hybl tossed two TD passes and Quentin Griffin rushed for 144 yards as the OU offense wore down the Cougars. Oklahoma became just the fourth school in college football history to win the four BCS games and the Cotton Bowl.

2004 SUGAR BOWL	
Jan. 4 • New Orleans, La. (79,342)	
LSU	21
OKLAHOMA	14

	LSU	OU
First Downs	13	12
Rushes-Yards	40-159	33-52
Passing Yards	153	102
Passes-Comp-Int	24-14-2	37-13-2
Plays-Yards	64-312	70-154
Fumbles-Lost	1-1	2-0
Penalties-Yards	8-65	11-70
Punts-Average	8-34.0	8-45.9
Time of Possession	31:19	28:41
Third Down Conversions	6-17	4-15
Sacks By-Yards	5-46	5-12

SCORE BY QUARTER

LSU	7	7	7	0	-	21
Oklahoma	0	7	0	7	-	14

SCORING

LSU – Green 24 yd run (Gaudet kick), 0-7
 OU – K. Jones 1 yd run (DiCarlo kick), 7-7
 LSU – Vincent 18 yd run (Gaudet kick), 7-14
 LSU – Spears 20 yd interception return (Gaudet kick), 7-21
 OU – K. Jones 1 yd run (DiCarlo kick), 14-21

STATISTICAL LEADERS

Rushing: LSU – Vincent, 16-117
 OU – K. Jones, 20-59
 Passing: LSU – Mauck, 22-13-2-124-0
 OU – White, 37-13-2-102-0
 Receiving: LSU – Clayton, 4-38
 OU – Clayton, 4-32
 Tackles: LSU – Turner, 9
 OU – Strait, 11

GAME SUMMARY

Riding its defense, LSU won the BCS title, 21-14. Oklahoma entered the game as the nation's top scoring offense, but struggled against the Tigers. The OU defense gave a good account too, surrendering 64 of LSU's 312 total yards on a non-scoring run on the Tigers' first snap. Still, it was the LSU defenders who stole the show. DE Marcus Spears returned an interception 20 yards for a TD on the first series of the second half and seemingly opened the floodgates. But OU stiffened and got its running game untracked. After pulling within seven at 21-14, the Sooners made another push to the LSU 12, but missed on four straight pass attempts, the last one with just 2:46 left. The crowd was the largest ever to see a sporting event in the Louisiana Superdome.

2005 ORANGE BOWL	
Jan. 4 • Miami, Fla. (77,912)	
OKLAHOMA	19
USC	55

	OU	USC
First Downs	19	19
Rushes-Yards	40-151	28-208
Passing Yards	244	332
Passes-Comp-Int	36-24-3	35-18-0
Plays-Yards	76-372	63-525
Fumbles-Lost	3-2	1-0
Penalties-Yards	3-30	9-75
Punts-Average	4-44.5	4-43.5
Time of Possession	35:06	24:54
Third Down Conversions	8-17	6-14
Sacks By-Yards	1-9	2-20

SCORE BY QUARTER

Oklahoma	7	3	0	9	-	19
USC	14	24	10	7	-	55

SCORING

OU – Wilson five yd pass from White (Hartley kick), 7-0
 USC – Byrd 33 yd pass from Leinart (Killeen kick), 7-7
 USC – White 6 yd run (Killeen kick), 7-14
 USC – Jarrett 54 yd pass from Leinart (Killeen kick), 7-21
 USC – Smith 5 yd pass from Leinart (Killeen kick), 7-28
 OU – Hartley 29 yd field goal, 10-28
 USC – Smith 33 yd pass from Leinart (Killeen kick), 10-35
 USC – Killeen 44 yd field goal, 10-38
 USC – Smith 4 yd pass from Leinart (Killeen kick), 10-45
 USC – Killeen 42 yd field goal, 10-48
 USC – White 8 yd run (Killeen kick), 10-55
 OU – Team safety, 12-55
 OU – Wilson 9 yd pass from White (Hartley kick), 19-55

STATISTICAL LEADERS

Rushing: OU – Peterson, 25-82
 USC – White, 15-118
 Passing: OU – White, 36-24-3-244-2
 USC – Leinart, 35-18-0-332-5
 Receiving: OU – Wilson, 7-59
 USC – Smith, 7-113
 Tackles: OU – Pool, 7
 USC – Tatupu, 12

GAME SUMMARY

USC didn't need any help, but Oklahoma obliged anyway. The Trojans played a nearly flawless game, made even more so by five OU turnovers, and cruised to the BCS National Championship, 55-19.

2005 HOLIDAY BOWL	
Dec. 29 • San Diego, Calif. (65,416)	
OREGON	14
OKLAHOMA	17

	OU	OU
First Downs	17	19
Rushes-Yardage	32-84	40-132
Passing Yards	243	229
Passes-Comp-Int	44-25-1	30-17-1
Plays-Yards	76-327	70-361
Fumbles-Lost	1-0	2-1
Penalties-Yards	3-15	10-70
Punts-Average	8-45.1	7-37.9
Time of Possession	31:23	28:37
Third Down Conversions	6-18	6-16
Sacks By-Yards	0-0	3-19

SCORE BY QUARTER

Oregon	7	0	0	7	-	14
Oklahoma	3	0	14	0	-	17

SCORING

OU – Hartley 34 yd field goal, 3-0
 OU – Williams, D. 5 yd run (Martinez, Paul kick), 3-7
 OU – Rannels 17 yd pass from Bomar (Hartley kick), 10-7
 OU – Jones, K. 8 yd run (Hartley kick), 17-7
 OU – Day 3 yd pass from Leaf (Martinez kick), 17-14

STATISTICAL LEADERS

Rushing: OU – Whitehead, 12-43
 OU – Peterson, 24-80
 Passing: OU – Leaf, 14-24-1-236
 OU – Bomar, 17-30-1-229
 Receiving: OU – Finley, 9-67
 OU – Kelly, 7-79
 Tackles: OU – Trucks, 14
 OU – Alexander, 9

GAME SUMMARY

Oklahoma linebacker Clint Ingram made a leaping interception of Oregon quarterback Brady Leaf's pass at the 10-yard line with 33 seconds left to preserve the Sooners' 17-14 upset of the No. 6 Oregon Ducks. Rhet Bomar threw a 17-yard touchdown pass to fullback J.D. Rannels for a 10-7 Oklahoma lead with 9:20 to play in the third quarter. Late in the third, Adrian Peterson's backup, Kejuan Jones, scored on an 8-yard run to make it 17-7. Peterson softened the Ducks with three bruising carries on the drive for 36 yards, including a 20-yard gain when he leveled safety J.D. Nelson.



2007 FIESTA BOWL	
Jan. 1 • Glendale, Ariz. (73,719)	
BOISE STATE	43
OKLAHOMA	42

	BSU	OU
First Downs	16	23
Rushes-Yardage	35-110	38-174
Passing Yards	267	233
Passes-Comp-Int	30-20-1	32-19-3
Plays-Yards	65-377	70-407
Fumbles-Lost	2-2	1-1
Penalties-Yards	8-63	6-35
Punts-Average	8-38.2	5-33.2
Time of Possession	28:21	31:39
Third Down Conversions	4-14	2-10
Sacks By-Yards	2-13	3-16

SCORE BY QUARTER

Boise State	14	7	7	7	8	-	43
Oklahoma	7	3	7	18	7	-	42

SCORING


- BSU - James 49 yd pass from Zabransky (Montgomery kick), 0-7
- BSU - Johnson, 2 yd run (Montgomery kick), 0-14
- OU - Johnson 8 yd pass from Thompson (Hartley kick), 7-14
- OU - Hartley, 28 yd field goal, 10-14
- BSU - James 32 yd pass from Zabransky (Montgomery kick), 10-21
- BSU - Tadman 27 yd interception return (Montgomery kick) 10-28
- OU - Peterson 8 yd run (Hartley kick), 17-28
- OU - Hartley 28 yd field goal, 20-28
- OU - Chaney 5 yd pass from Thompson (Iglesias from Thompson), 28-28
- OU - Walker 33 yd interception return (Hartley kick) 25-28
- BSU - Rabb 35 yd pass from Zabransky (Montgomery kick), 35-35
- OU - Peterson 25 yd run (Hartley kick), 42-35
- BSU - Schoumann 5 yd pass from Parretta (Johnson run), 42-43

STATISTICAL LEADERS

- Rushing: BSU - Johnson, 23-101
OU - Peterson, 20-77
- Passing: BSU - Zabransky, 19-29-1-262-3
OU - Thompson, 19-32-3-233-2
- Receiving: BSU - Schouman, 8-72
OU - Iglesias, 6-120
- Tackles: BSU - Wilson, 10
OU - Alexander, 17

GAME SUMMARY

A pair of Boise State trick plays at the end of regulation and overtime ended Oklahoma's comeback and sealed a perfect season for the Broncos.



2008 FIESTA BOWL	
Jan. 1 • Glendale, Ariz. (70,016)	
WEST VIRGINIA	48
OKLAHOMA	28

	WVU	OU
First Downs	17	25
Rushes-Yardage	39-349	43-177
Passing Yards	176	242
Passes-Comp-Int	19-10-0	33-21-1
Plays-Yards	58-525	76-419
Fumbles-Lost	0-0	1-0
Penalties-Yards	8-110	13-113
Punts-Average	4-58.5	4-47.0
Time of Possession	25:43	34:17
Third Down Conversions	4-12	4-16
Sacks By-Yards	3-22	0-0

SCORE BY QUARTER

West Virginia	6	14	14	14	-	48
Oklahoma	0	6	9	13	-	28

SCORING

- WVU - McAfee 38 yd field goal, 0-3
- WVU - McAfee 42 yd field goal, 0-6
- OU - Hartley 37 yd field goal, 3-6
- WVU - Schmitt 57 yd run (McAfee kick), 3-13
- OU - Hartley 24 yd field goal, 6-13
- WVU - Reynaud 21 yd pass from White (McAfee kick), 6-20
- OU - Hartley 42 yd field goal, 9-20
- OU - Brown 1 yd run (Conversion failed), 15-20
- WVU - Devine 17 yd run (McAfee kick), 15-27
- WVU - Reynaud 30 yd run (McAfee kick), 15-34
- OU - Chaney 19 yd pass from Bradford (Conversion failed), 21-34
- WVU - Gonzales 79 pass from White (McAfee kick), 21-41
- OU - Iglesias 15 yd pass from Bradford (Hartley kick), 28-41
- WVU - Devine 65 yd run (McAfee kick), 28-48

STATISTICAL LEADERS

- Rushing: WVU - White, 20-150
OU - Patrick, 14-82
- Passing: WVU - White, 10-19-0-176-2
OU - Bradford, 21-33-1-242-2
- Receiving: WVU - Reynaud, 5-42
OU - Iglesias, 8-53
- Tackles: WVU - Mundy, 11
OU - Lofton, 15

GAME SUMMARY

West Virginia quarterback Pat White rushed for 150 yards and running back Noel Devine added 108 more as the No. 9 Mountaineers upset the No. 3-ranked Oklahoma Sooners. West Virginia never trailed despite the passing of OU quarterback Sam Bradford, who hit on 21-of-33 for 242 yards and two touchdowns.



2009 BCS CHAMPIONSHIP	
Jan. 1 • Miami, Fla. (78,468)	
FLORIDA	24
OKLAHOMA	14

	UF	OU
First Downs	24	25
Rushes-Yardage	44-249	29-107
Passing Yards	231	256
Passes-Comp-Int	30-18-2	41-26-2
Plays-Yards	74-480	70-363
Fumbles-Lost	0-0	0-0
Penalties-Yards	8-81	4-31
Punts-Average	3-51.7	3-38.7
Time of Possession	34:57	25:03
Third Down Conversions	12-17	6-13
Sacks By-Yards	2-18	0-0

SCORE BY QUARTER

Florida	0	7	7	10	-	24
Oklahoma	0	7	0	7	-	14

SCORING

- UF - Murphy 20 yd pass from Tebow (Phillips kick), 0-7
- OU - Gresham 6 yd pass from Bradford (Stevens kick), 7-7
- UF - Harvin 2 yd run (Phillips kick), 7-14
- OU - Gresham 11 yd pass from Bradford (Stevens kick), 14-14
- UF - Phillips 27 yd field goal, 14-17
- UF - Nelson 4 yd pass from Tebow (Phillips kick), 14-24

STATISTICAL LEADERS

- Rushing: UF - Harvin, 9-122
OU - Brown, 22-110
- Passing: UF - Tebow, 18-30-2-231-2
OU - Bradford, 26-41-2-256-2
- Receiving: UF - Hernandez, 5-57
OU - Gresham, 8-62
- Tackles: UF - Haden & Stamper, 10
OU - Harris, 11

GAME SUMMARY

Playing in their third national title game in six years, the No. 1-ranked Sooners were upset in their opponent's backyard as No. 2 Florida prevailed, 24-14. Tied at the half, Florida outscored OU 17-7 in the second half despite the 110-yard rushing effort by Chris Brown and 256 yards passing from Heisman Trophy winner Sam Bradford. Tight end Jermaine Gresham led all players with eight catches, including two touchdowns. OU was unable to overcome two costly stops inside the 10-yard line and two interceptions that were initially touched by Sooner receivers.

2009 SUN BOWL	
Dec. 31 • El Paso, Texas (53,713)	
OKLAHOMA	31
STANFORD	27

	OU	SU
First Downs	28	13
Rushes-Yards	38-59	39-145
Passing Yards	418	117
Passes-Comp-Int	51-30-1	19-8-2
Plays-Yards	89-477	58-262
Fumbles-Lost	2-1	2-0
Penalties-Yards	9-85	9-77
Punts-Average	5-39.2	6-44.0
Time of Possession	31:16	28:44
Third Down Conversions	10-20	1-12
Sacks By-Yards	1-6	0-0

SCORE BY QUARTER

Oklahoma	10	7	14	0	-	31
Stanford	7	17	0	3	-	27

SCORING

OU - Broyles 30 yd pass from Jones (O'Hara kick), 7-0

STAN - Marecic 1 yd run (Whitaker kick), 7-7

OU - O'Hara 28 yd field goal, 10-7

STAN - Gerhart 19 yd run (Whitaker kick), 10-14

OU - Broyles 13 yd pass from Jones (O'Hara kick), 17-14

STAN - Gerhart 0 yd fumble recovery (Whitaker kick), 17-21

STAN - Whitaker 35 yd field goal, 17-24

OU - Broyles 6 yd pass from Jones (O'Hara kick), 24-24

OU - Murray 1 yd run (O'Hara kick), 31-24

STAN - Whitaker 21 yd field goal, 31-27

STATISTICAL LEADERS

Rushing: OU - Brown 12-46

STAN - Gerhart 32-135

Passing: OU - Jones 30-51-1-418-3

STAN - Pritchard 8-19-2-117-0

Receiving: OU - Broyles 13-156

STAN - Whalen 3-65

Tackles: OU - Reynolds 12

STAN - Skov 15

GAME SUMMARY

Landry Jones and Ryan Broyles lit up Stanford with record-setting performances as Oklahoma notched a 31-27 win in the 76th Brut Sun Bowl. Broyles set OU single game and Sun Bowl marks with 13 receptions. Those catches went for 156 yards and three touchdowns, the highest TD total ever by a Sooner in bowl play and a Sun Bowl record. Jones also set an OU bowl record with 418 passing yards, the second-highest total in the history of the Sun Bowl.

2011 FIESTA BOWL	
Jan. 1 • Glendale, Ariz. (67,232)	
CONNECTICUT	20
OKLAHOMA	48

	UC	OU
First Downs	19	27
Rushes-Yards	41-112	30-95
Passing Yards	223	429
Passes-Comp-Int	39-19-2	50-34-1
Plays-Yards	80-335	80-524
Fumbles-Lost	1-0	3-1
Penalties-Yards	3-25	1-3
Punts-Average	7-46.9	4-40.8
Time of Possession	31:49	28:11
Third Down Conversions	5-17	7-15
Sacks By-Yards	0-0	3-19

SCORE BY QUARTER

Connecticut	0	10	10	0	-	20
Oklahoma	14	6	14	14	-	48

SCORING

OU - Hanna 8 yd pass from Jones (Stevens kick), 7-0

OU - Murray 3 yd run (Stevens kick), 14-0

UC - Gratz 46 yd interception return (Teggart kick), 14-7

OU - Stevens 41 yd field goal, 17-7

OU - Stevens 24 yd field goal, 20-7

UC - Teggart 37 yd field goal, 20-10

OU - Kenney 59 yd pass from Jones (Stevens kick), 27-10

OU - Fleming 55 yd interception return (Stevens kick), 34-10

UC - Frey 95 yd kickoff return (Teggart kick), 34-17

UC - Teggart 38 yd field goal, 34-20

OU - Broyles 5 yd pass from Jones (Stevens kick), 41-20

OU - Jefferson 22 yd interception return (Stevens kick), 48-20

STATISTICAL LEADERS

Rushing: UC - Todman 32-121

OU - Murray 25-93

Passing: UC - Frazer 19-39-2-223-0

OU - Jones 34-49-1-429-3

Receiving: UC - Moore 4-62

OU - Broyles 13-170

Tackles: UC - Lutrus 11

OU - T. Lewis 10

GAME SUMMARY

Landry Jones and Ryan Broyles had record-setting games, Oklahoma's defense scored two touchdowns while holding UConn's offense without one, and the ninth-ranked Sooners earned a 48-20 victory over Connecticut in the Fiesta Bowl.

2011 INSIGHT BOWL	
Dec. 31 • Tempe, Ariz. (54,247)	
IOWA	14
OKLAHOMA	31

	UI	OU
First Downs	14	31
Rushes-Yardage	37-76	37-114
Passing Yards	216	161
Passes-Comp-Int	45-23-2	25-16-1
Plays-Yards	82-292	62-275
Fumbles-Lost	1-0	0-0
Penalties-Yards	6-36	6-45
Punts-Average	6-44.3	6-50.3
Time of Possession	33:14	26:46
Third Down Conversions	6-17	4-12
Sacks By-Yards	2-18	3-22

SCORE BY QUARTER

Iowa	0	0	0	14	-	14
Oklahoma	7	7	7	10	-	31

SCORING

OU - Bell 4 yd run (Hunnicuttt kick), 7-0

OU - Bell 4 yd run (Hunnicuttt kick), 14-0

OU - Ratterree 3 yd pass from Jones (Hunnicuttt kick), 21-0

UI - Fiedorowicz 5 yd pass from Vandenberg (Meyer kick), 21-7

UI - Canzeri 9 yd pass from Vandenberg (Meyer kick), 21-14

OU - Hunnicutt 35 yd field goal, 24-14

OU - Bell 21 yd run (Hunnicuttt kick), 31-14

STATISTICAL LEADERS

Rushing: Iowa - Canzeri, 22-58

OU - Bell, 10-51

Passing: Iowa - Vandenberg, 23-44-1-216

OU - Jones, 16-25-1-161

Receiving: Iowa - Canzeri, 6-28

OU - Jackson, 3-45

Tackles: Iowa - Nielsen, 8

OU - Jefferson/Fleming, 7

GAME SUMMARY

Oklahoma won its 10th game of the year for a nation-leading 33rd double-digit-win season as the Sooners grounded out a 31-14 victory over Iowa. Oklahoma led 14-0 at the half behind two rushing touchdowns from backup quarterback Blake Bell. Jamell Fleming earned his second straight defensive MVP in a bowl game with an interception that led to an OU touchdown while Landry Jones moved into a tie for most experienced quarterback in OU history with his 37th career start at the position.



2013 COTTON BOWL	
Jan. 4 • Arlington, Texas (87,025)	
TEXAS A&M	41
OKLAHOMA	13

	TAMU	OU
First Downs	28	27
Rushes-Yardage	31-326	34-123
Passing Yards	307	278
Passes-Comp-Int	35-23-1	49-35-1
Plays-Yards	66-633	83-401
Fumbles-Lost	0-0	0-0
Penalties-Yards	7-60	7-47
Punts-Average	4-34.8	5-49.4
Time of Possession	23:11	36:49
Third Down Conversions	5-11	8-15
Sacks By-Yards	1-7	0-0

SCORE BY QUARTER

Texas A&M	7	7	20	7	-	41
Oklahoma	3	10	0	0	-	13

SCORING

- TAMU – Manziel 23 yd run (Bertolet kick), 0-7
- OU – Hunnicutt 23 yd field goal, 3-7
- OU – Hunnicutt 24 yd field goal, 6-7
- TAMU – Manziel 5 yd run (Bertolet kick), 6-14
- OU – Brown 6 yd pass from Jones (Hunnicut kick), 13-14
- TAMU – Malena 7 yd run (Bertolet kick), 13-21
- TAMU – Williams 30 yd run (Bertolet kick failed), 13-27
- TAMU – Swope 33 yd pass from Manziel (Bertolet kick), 13-34
- TAMU – Nwachukwu 34 yd pass from Manziel (Bertolet kick), 13-41

STATISTICAL LEADERS

- Rushing: TAMU – Manziel, 17-229
OU – Clay, 10-44
- Passing: TAMU – Manziel, 22-34-1-287-2
OU – Jones, 35-48-1-278-1
- Receiving: TAMU – Swope, 8-104
OU – Saunders, 9-63
- Tackles: TAMU – Harris, 10
OU – Colvin/J. Harris, 9

GAME SUMMARY

Up by a point on No. 11 Oklahoma at halftime, No. 9 Texas A&M, led by Heisman Trophy winner Johnny Manziel, pulled away in the third quarter to break the Sooners' three-game bowl win streak. OU senior quarterback Landry Jones completed 35 of 48 passes for 278 yards with a touchdown and an interception, finishing his career as a Sooner in the same place it started at Cowboys Stadium.



2014 SUGAR BOWL	
Jan. 2 • New Orleans, La. (70,473)	
OKLAHOMA	45
ALABAMA	31

	OU	UA
First Downs	24	20
Rushes-Yardage	30-81	35-129
Passing Yards	348	387
Passes-Comp-Int	44-32-1	30-19-2
Plays-Yards	74-429	65-516
Fumbles-Lost	1-0	3-3
Penalties-Yards	11-95	6-45
Punts-Average	6-42.3	4-43.5
Time of Possession	30:55	29:05
Third Down Conversions	7-15	6-12
Sacks By-Yards	7-54	1-5

SCORE BY QUARTER

Oklahoma	14	17	0	14	-	45
Alabama	10	7	7	7	-	31

SCORING

- ALA – Yeldon 1 yd run (Foster kick), 0-7
- OU – Bester 45 yd pass from Knight (Hunnicut kick), 7-7
- ALA – Foster 27 yd field goal, 7-10
- OU – Saunders 8 yd pass from Knight (Hunnicut kick), 14-10
- ALA – White 67 yd pass from McCarron (Foster kick), 14-17
- OU – Hunnicutt 47 yd field goal, 17-17
- OU – Saunders 43 yd pass from Knight (Hunnicut kick), 24-17
- OU – Shepard 13 yd run (Hunnicut kick), 31-17
- ALA – Henry 43 yd run (Foster kick), 31-24
- OU – Shepard 9 yd pass from Knight (Hunnicut kick), 38-24
- ALA – Henry 61 yd pass from McCarron (Foster kick), 38-31
- OU – Grissom 8 yd fumble recovery (Hunnicut kick), 45-31

STATISTICAL LEADERS

- Rushing: OU – Clay, 17-44
ALA – Henry, 8-100
- Passing: OU – Knight, 32-44-1-348, 4
ALA – McCarron, 19-30-2-387, 2
- Receiving: OU – Shepard, 7-63, 1
ALA – Cooper, 9-121
- Tackles: OU – Striker, 7
ALA – Jackson, 10

GAME SUMMARY

Trevor Knight threw for 348 yards and four scores while the defense tallied seven sacks and forced four turnovers as the Sooners defeated Alabama 45-31. Knight was named MVP after setting a Sugar Bowl record with 32 completions and his four record-tying touchdown tosses. Sterling Shepard and Brennan Clay led the way with seven catches each and Lacoltan Bester paced OU with 105 receiving yards.



2014 RUSSELL ATHLETIC BOWL	
Dec. 29 • Orlando, Fla. (40,071)	
OKLAHOMA	6
CLEMSON	40

	OU	CU
First Downs	17	22
Rushes-Yardage	31-172	42-68
Passing Yards	103	319
Passes-Comp-Int	37-17-3	37-26-0
Plays-Yards	68-275	79-387
Fumbles-Lost	2-2	1-0
Penalties-Yards	8-80	4-20
Punts-Average	9-49.9	8-41.1
Time of Possession	27:36	32:24
Third Down Conversions	2-12	7-19
Sacks By-Yards	4-25	1-8

SCORE BY QUARTER

Oklahoma	0	0	0	6	-	6
Clemson	17	10	13	0	-	40

SCORING

- CU – Scott 65 yd pass from Stoudt (Lakip kick), 0-7
- CU – Lakip 34 yd field goal, 0-10
- CU – Boulware 47 yd INT return (Lakip kick), 0-17
- CU – Lakip 49 yd field goal, 0-20
- CU – Williams 26 yd pass from Stoudt (Lakip kick), 0-27
- CU – Stoudt 2 yd run (Lakip kick), 0-34
- CU – Hopper 24 yd pass from Stoudt (Lakip kick), 0-40
- OU – Ross 11 yd run (kick blocked), 6-40

STATISTICAL LEADERS

- Rushing: OU – Perine, 23-134
CU – Gallman, 19-55
- Passing: OU – Knight, 17-37-3-103-0
CU – Stoudt, 26-36-0-319-3
- Receiving: OU – Quick, 7-46
CU – Williams, 9-112-1
- Tackles: OU – Striker, 12
CU – Wiggins, 7

GAME SUMMARY

Cole Stoudt threw for three touchdowns and ran for another, and 18th-ranked Clemson defeated Oklahoma 40-6 in the Russell Athletic Bowl. Stoudt was 26 for 36 for a season-high 319 yards. He was sacked four times, but Clemson never turned the ball over. Meanwhile, the Tigers, who came in ranked No. 1 in the nation in total defense, held the Sooners' offense to just 275 yards. Oklahoma had five turnovers, including three interceptions. The Sooners' lone score came in the fourth quarter when Alex Ross ran it in from 11 yards out.



2015 ORANGE BOWL	
Dec. 31 • Miami, Fla. (67,615)	
OKLAHOMA	17
CLEMSON	37

	OU	CU
First Downs	24	30
Rushes-Yards	33-67	58-312
Passing Yards	311	218
Passes-Comp-Int	43-26-2	32-17-1
Plays-Yards	76-378	90-530
Fumbles-Lost	0-0	1-0
Penalties-Yards	5-65	5-40
Punts-Average	6-38.8	3-40.3
Time of Possession	24:45	35:15
Third Down Conversions	5-13	9-19
Sacks By-Yards	2-8	5-41

SCORE BY QUARTER

Oklahoma	7	10	0	0	-	17
Clemson	3	13	14	7	-	37

SCORING

OU – Perine 1 yd run (Seibert kick), 7-0
 CU – Huegel 26 yd field goal, 7-3
 CU – Watson 5 yd run (Huegel kick), 7-10
 CU – Huegel 36 yd field goal, 7-13
 OU – Seibert 22 yd field goal, 10-13
 CU – Huegel 43 yd field goal, 10-16
 OU – Andrews 11 yd pass from Mayfield (Seibert kick), 17-16
 CU – Gallman 1 yd run (Huegel kick), 17-23
 CU – Renfrow 35 yd pass from Watson (Huegel kick), 17-30
 CU – Gallman 4 yd run (Huegel kick), 17-37

STATISTICAL LEADERS

Rushing: OU – Perine, 15-58
 CU – Gallman, 26-150
 Passing: OU – Mayfield, 26-41-2-311-1
 CU – Watson, 16-31-1-187-1
 Receiving: OU – Shepard, 7-87
 CU – Scott, 5-63
 Tackles: OU – Alexander, 12
 CU – Green, 10

GAME SUMMARY

Making their first ever College Football Playoff appearance, the Sooners took a 17-16 halftime lead over undefeated and No. 1-ranked Clemson. Oklahoma got a one-yard score from Samaje Perine and an 11-yard pass from Baker Mayfield to Mark Andrews in the first half, but Clemson's defense kept OU off the scoreboard for the remainder of the contest. Mayfield set an OU Orange Bowl record with 311 passing yards, and Sterling Shepard paced the team with 87 receiving yards to tie his father's school record in the event. Dominique Alexander led the Sooners with eight tackles.



2017 SUGAR BOWL	
Jan. 2 • New Orleans, La. (54,077)	
AUBURN	19
OKLAHOMA	35

	AU	OU
First Downs	22	28
Rushes-Yards	46-185	43-228
Passing Yards	154	296
Passes-Comp-Int	27-13-1	28-19-0
Plays-Yards	73-339	71-524
Fumbles-Lost	0-0	2-0
Penalties-Yards	6-63	10-100
Punts-Average	5-49.2	3-45.7
Time of Possession	26:42	33:18
Third Down Conversions	5-15	5-10
Sacks By-Yards	0-0	0-0

SCORE BY QUARTER

Auburn	7	6	0	6	-	19
Oklahoma	0	14	14	7	-	35

SCORING

AU – Cox 3 yd run (Carlson kick), 0-7
 OU – Andrews 13 yd pass from Mayfield (Seibert kick), 7-7
 AU – Carlson 49 yd field goal, 7-10
 OU – Mixon 3 yd run (Seibert kick), 14-10
 AU – Carlson 39 yd field goal, 14-13
 OU – Westbrook 7 yd pass from Mayfield (Seibert kick), 21-13
 OU – Mixon 4 yd run (Seibert kick), 28-13
 OU – Perine 2 yd run (Seibert kick), 35-13
 AU – Harris 1 yd pass from Johnson (no kick), 35-19

STATISTICAL LEADERS

Rushing: AU – Pettway, 24-101
 OU – Mixon, 19-91
 Passing: AU – J. Johnson, 9-5-1-93-0
 OU – Mayfield, 28-19-0-296-2
 Receiving: AU – Slayton, 1-56
 OU – Mixon, 5-89
 Tackles: AU – Roberts/Davis, 8
 OU – Kelly, 12

GAME SUMMARY

Oklahoma registered its 10th straight win and gave Bob Stoops his second Sugar Bowl triumph in his final game as head coach. Samaje Perine rushed for 88 yards, pushing him past Billy Sims and into first on OU's career rushing yards list (4,122), while Baker Mayfield threw for 296 yards and a pair of TDs. Joe Mixon led the Sooners with 91 rushing yards and two scores and logged five catches for a game-high 89 yards. Oklahoma held Auburn to 339 total yards. Freshman Caleb Kelly made a career-high 12 tackles and Jordan Thomas recorded the game's only interception midway through the fourth quarter to end Auburn's hopes of a comeback. OU outscored the Tigers 21-0 in the second half until Auburn found the end zone on the game's final play.



2018 ROSE BOWL	
Jan. 1 • Pasadena, Calif. (92,844)	
GEORGIA	54
OKLAHOMA	48

	UG	OU
First Downs	21	24
Rushes-Yards	34-317	45-242
Passing Yards	210	289
Passes-Comp-Int	29-20-0	36-24-1
Plays-Yards	63-527	81-531
Fumbles-Lost	1-1	2-0
Penalties-Yards	6-39	1-5
Punts-Average	6-48.0	7-41.1
Time of Possession	27:02	32:58
Third Down Conversions	3-11	7-18
Sacks By-Yards	5-43	2-18

SCORE BY QUARTER

Georgia	7	10	14	14	3	6	-	54
Oklahoma	14	17	0	14	3	0	-	48

SCORING

OU – Brown 13 yd pass from Mayfield (Seibert kick), 7-0
 UG – Michel 13 yd pass from Fromm (Blankenship kick), 7-7
 OU – Anderson 9 yd run (Seibert kick), 14-7
 OU – Anderson 41 yd run (Seibert kick), 21-7
 UG – Michel 75 yd run (Blankenship kick), 21-14
 OU – Seibert 38 yd field goal, 24-14
 OU – Mayfield 2 yd pass from Lamb (Seibert kick), 31-14
 UG – Blankenship 55 yd FG, 31-17
 UG – Chub 50 yd run (Blankenship kick), 31-24
 UG – Michel 38 yd run (Blankenship kick), 31-31
 UG – Wims 4 yd pass from Fromm (Blankenship kick), 31-38
 OU – Flowers 11 yd pass from Mayfield (Seibert kick), 38-38
 OU – Parker 46 yd fumble recovery (Seibert kick), 45-38
 UG – Chub 2 yd run (Blankenship kick), 45-45
 UG – Blankenship 38 yd FG, 48-45
 OU – Seibert 33 yd field goal, 48-48
 UG – Michel 27 yd run, 54-48

STATISTICAL LEADERS

Rushing: UG – Michel, 11-181
 OU – Anderson, 26-201
 Passing: UG – Fromm, 29-20-0-210-2
 OU – Mayfield, 35-23-1-287-2
 Receiving: UG – Wims, 6-73
 OU – Brown, 8-114
 Tackles: UG – R. Smith, 11
 OU – Murray, 9

GAME SUMMARY

Quarterback Baker Mayfield caught a touchdown pass to give OU a 31-14 lead with six seconds left in the first half of the CFP semifinals, but Georgia rattled off 24 straight points behind a potent ground attack. Steven Parker's scoop and score gave the Sooners a 45-38 lead before UGA forced overtime. The Bulldogs blocked a field goal on OU's second OT possession, opening the door for their game-winning touchdown.

2018 ORANGE BOWL	
Dec. 29 • Miami, Fla. (66,203)	
OKLAHOMA	34
ALABAMA	45

	OU	UA
First Downs	26	28
Rushes-Yards	32-163	42-200
Passing Yards	308	328
Passes-Comp-Int	37-19-0	28-25-0
Plays-Yards	69-471	70-528
Fumbles-Lost	0-0	0-0
Penalties-Yards	7-55	9-86
Punts-Average	2-37.5	2-28.0
Time of Possession	23:52	36:08
Third Down Conversions	6-13	7-10
Sacks By-Yards	0-0	3-19

SCORE BY QUARTER

Oklahoma	0	10	10	14	-	34
Alabama	21	10	0	14	-	45

SCORING

UA – Harris 1 yd run (Bulovas kick), 7-0
 UA – Ruggs III 10 yd pass from Tagovailoa (Bulovas kick), 14-0
 UA – Harris 1 yd run (Bulovas kick), 21-0
 UA – Jacobs 27 yd pass from Tagovailoa (Bulovas kick), 28-0
 OU – Sermon 2 yd run (Seibert kick), 28-7
 OU – Seibert 26 yd field goal, 28-10
 UA – Bulovas 38 yd field goal, 31-10
 OU – Seibert 26 yd field goal, 31-13
 OU – Rambo 49 yd pass from Murray (Seibert kick), 31-20
 UA – Smith 10 yd pass from Tagovailoa (Bulovas kick), 38-20
 OU – Lamb 10 yd pass from Murray (Seibert kick), 38-27
 UA – Judy 13 yd pass from Tagovailoa (Bulovas kick), 45-27
 OU – Murray 8 yd run (Seibert kick), 45-34

STATISTICAL LEADERS

Rushing: OU – Murray, 17-109
 UA – Jacobs, 15-98
 Passing: OU – Murray, 37-19-0-308-2
 UA – Tagovailoa, 27-24-0-318-4
 Receiving: OU – Lamb, 8-109-1
 UA – Smith, 6-104-1
 Tackles: OU – Murray, 15
 UA – Moses, 6

GAME SUMMARY

Fourth-seeded Oklahoma made its third College Football Playoff appearance in four years and outscored No. 1 Alabama 34-17 over the final 43 minutes in Miami. But the Sooners' 28-0 deficit to start the game proved too much to overcome. Tyler Murray threw for 308 yards and two touchdowns while rushing for the most yards (109) by a quarterback against a Nick Saban-coached Alabama team. CeeDee Lamb caught eight passes for 109 yards and a TD while Charleston Rambo posted career highs of three catches and 74 receiving yards, including a 49-yard TD. OU's 34 points, 471 total yards, 308 passing yards, 26 first downs and 6.8 yards per play were Alabama opponent season highs.

2019 PEACH BOWL	
Dec. 28 • Atlanta, Ga. (78,347)	
OKLAHOMA	28
LSU	63

	OU	LSU
First Downs	16	31
Rushes-Yards	28-97	32-160
Passing Yards	225	532
Passes-Comp-Int	34-16-1	42-32-0
Plays-Yards	62-322	74-692
Fumbles-Lost	0-0	2-0
Penalties-Yards	8-62	4-49
Punts-Average	5-43.8	1-34
Time of Possession	27:02	32:58
Third Down Conversions	5-13	6-11
Sacks By-Yards	1-5	2-12

SCORE BY QUARTER

Oklahoma	7	7	7	7	-	28
LSU	21	28	7	7	-	63

SCORING

LSU – Jefferson 19 yd pass from Burrow (York kick), 7-0
 OU – Brooks 3 yd run (Brkic kick), 7-7
 LSU – Marshall 8 yd pass from Burrow (York kick), 14-7
 LSU – Jefferson 35 yd pass from Burrow (York kick), 21-7
 LSU – Jefferson 42 yd pass from Burrow (York kick), 28-7
 LSU – Jefferson 30 yd pass from Burrow (York kick), 35-7
 OU – Hurts 2 yd run (Brkic kick), 35-14
 LSU – Moss 62 yd pass from Burrow (York kick), 42-14
 LSU – Marshall 2 yd pass from Burrow (York kick), 49-14
 LSU – Burrow 3 yd run (York kick), 56-14
 OU – Hurts 12 yd run (Brkic kick), 56-21
 OU – Pledger 1 yd run (Brkic kick), 56-28
 LSU – Emory Jr. 6 yd run (York kick), 63-28

STATISTICAL LEADERS

Rushing: OU – Hurts, 14-43
 LSU – Curry, 16-89
 Passing: OU – Hurts, 31-15-1-217-0
 LSU – Burrow, 39-29-0-493-7
 Receiving: OU – Lamb, 4-119-0
 LSU – Just. Jefferson, 14-227-4
 Tackles: OU – Broiles, 11
 LSU – Phillips/Queen, 8

GAME SUMMARY

Appearing in its third consecutive College Football Playoff semifinal and fourth in five years, No. 4-ranked Oklahoma fell 63-28 to Heisman Trophy winner Joe Burrow and No. 1-ranked LSU. The Tigers went on to win the national title. Jalen Hurts rushed for a pair of touchdowns to tie the OU single-season quarterback record with 20 rushing TDs and his 43 rushing yards helped him set the single-season rushing record by a Sooner quarterback, bringing his total to 1,298. CeeDee Lamb caught four passes for 119 yards and moved into third place on OU's all-time receiving yards list with 3,292. Lamb's 51-yard first-quarter reception gave him a school-record 24 career catches of at least 40 yards.

2020 COTTON BOWL	
Dec. 30 • Arlington, Texas (17,323)	
FLORIDA	20
OKLAHOMA	55

	UF	OU
First Downs	28	25
Rushes-Yards	39-262	40-445
Passing Yards	271	249
Passes-Comp-Int	45-25-3	25-15-0
Plays-Yards	84-521	65-684
Fumbles-Lost	0-0	3-2
Penalties-Yards	8-61	4-40
Punts-Average	4-49.2	2-42.0
Time of Possession	33:20	26:40
Third Down Conversions	4-13	4-9
Sacks By-Yards	2-6	1-3

SCORE BY QUARTER

Florida	3	10	0	7	-	20
Oklahoma	17	14	10	14	-	55

SCORING

OU – Mims 27 yd pass from Rattler (Brkic kick), 7-0
 OU – Norwood 45 yd INT return (Brkic kick), 14-0
 OU – Brkic 43 yd field goal, 17-0
 UF – McPherson 21 yd field goal, 17-3
 UF – Jones 1 yd run (McPherson kick), 17-10
 UF – McPherson 35 yd field goal, 17-13
 OU – Wease 36 yd pass from Rattler (Brkic kick), 24-13
 OU – Rattler 1 yd run (Brkic kick), 31-13
 OU – Brkic 20 yd field goal, 34-13
 OU – Stevenson 15 yd run (Brkic kick), 41-13
 OU – Rambo 20 yd pass from Rattler (Brkic kick), 48-13
 OU – Major 46 yd run (Johnson kick), 55-13
 UF – Pouncey 27 yd pass from Richardson (Howard kick), 55-20

STATISTICAL LEADERS

Rushing: OU – Stevenson, 18-186
 UF – Pierce, 11-60
 Passing: OU – Rattler, 23-14-0-247
 UF – Trask, 28-16-3-158
 Receiving: OU – McGowan, 3-70
 UF – Wells, 6-43
 Tackles: OU – Fields, 8
 UF – Burney, 7

GAME SUMMARY

Oklahoma set bowl game program records for points and total yards, tied its record for bowl game margin of victory and set a Cotton Bowl standard for yards per rush in a 55-20 win over No. 10 Florida. The Sooners compiled 684 yards of total offense and their 10.9 yards per carry represented the second-highest figure in any game in school history. They gained 409 total yards (307 rushing) in the second half alone. Rhamondre Stevenson (186) and Marcus Major (110) each ran for over 100 yards and Spencer Rattler completed 14 of 23 passes for 247 yards and three touchdowns and ran for a score. OU intercepted Heisman Trophy finalist Kyle Trask three times in the first quarter.

	2021 ALAMO BOWL	
	Dec. 29 • San Antonio, Texas (67,615)	
	OREGON	32
	OKLAHOMA	47

	UO	OU
First Downs	26	27
Rushes-Yards	33-191	43-322
Passing Yards	306	242
Passes-Comp-Int	40-27-1	27-21-0
Plays-Yards	73-497	70-564
Fumbles-Lost	0-0	1-0
Penalties-Yards	5-35	8-75
Punts-Average	3-48.0	2-49.5
Time of Possession	26:26	33:34
Third Down Conversions	6-13	6-12
Sacks By-Yards	0-0	3-16

SCORE BY QUARTER

Oregon	3	0	22	7	-	32
Oklahoma	6	24	14	3	-	47

SCORING

OU - Brooks 16 yd run (Brkic kick failed), 6-0
 UO - Lewis 24 yd field goal, 6-3
 OU - Brkic 40 yd field goal, 9-3
 OU - Stoops 6 yd pass from Williams (Brkic kick), 16-3
 OU - Mims 55 yd pass from Williams (Brkic kick), 23-3
 OU - Brooks 29 yd run (Brkic kick), 30-3
 UO - Dye 11 yd run (Hutson rush), 30-11
 OU - Gray 6 yd pass from Williams (Brkic kick), 37-11
 UO - Thornton 66 yd pass from Brown (Lewis kick), 37-18
 OU - Brooks 8 yd run (Brkic kick), 44-18
 UO - Hutson 34 yd pass from Brown (Lewis kick), 44-25
 OU - Brkic 29 yd field goal, 47-25
 UO - Franklin 30 yd pass from Brown (Lewis kick), 47-32

STATISTICAL LEADERS

Rushing: UO - Dye, 18-153
 OU - Brooks, 14-142
 Passing: UO - Brown, 27-40-1-306-3
 OU - Williams, 21-27-0-242-3
 Receiving: UO - Thornton, 4-90
 OU - Farooq, 3-64
 Tackles: UO - Bassa/Happle, 9
 OU - Fields, 9

GAME SUMMARY

OU's all-time wins leader came out of retirement to chalk up another one. Bob Stoops, serving in a one-game interim head coaching role, led the Sooners to a 47-32 win over No. 15 Oregon in a contest they never trailed. A 24-0 second-quarter burst contributed to a 30-3 halftime advantage and led to the school's 31st all-time bowl victory. Kennedy Brooks rushed 14 times for 142 yards while backfield mate Eric Gray had eight carries for 82 yards, as well as a six-yard TD reception. The Sooners racked up 564 total yards, their third most in a bowl game.

OU BOWL RECORDS

OU'S RECORD IN THE BOWLS

Alamo Bowl	1-0-0
BCS Championship	0-1-0
Bluebonnet Bowl	0-1-1
Citrus Bowl	0-1-0
Cotton Bowl	3-1-0
Fiesta Bowl	2-3-0
Gator Bowl	2-1-0
Holiday Bowl	1-0-0
Independence Bowl	0-1-0
Insight/Copper Bowl	1-1-0
Orange Bowl	12-8-0
Peach Bowl	0-1
Rose Bowl	1-1-0
Russell Athletic Bowl	0-1-0
Sugar Bowl	6-2-0
Sun Bowl	3-0-0
Overall Record	31-23-1

TEAM BOWL RECORDS

Total Yards

- 684 yards.....2020 Cotton (vs. Florida)
- 618 yards..... 1991 Gator Bowl (vs. Virginia)
- 560 yards..... 2021 Alamo Bowl (vs. Oregon)
- 531 yards..... 2018 Rose Bowl (vs. Georgia)
- 524 yards..... 2017 Sugar (vs. Auburn)
.....2011 Fiesta Bowl (vs. Connecticut)

Net Rushing Yards

- 439 yards..... 1972 Sugar Bowl (vs. Auburn)
- 435 yards.....2020 Cotton (vs. Florida)
- 417 yards.....1983 Fiesta Bowl (vs. Arizona State)
- 415 yards.....1976 Fiesta Bowl (vs. Wyoming)
- 411 yards.....1980 Orange Bowl (vs. Florida State)

Net Passing Yards

- 429 yards.....2011 Fiesta Bowl (vs. Connecticut)
- 418 yards.....2009 Sun Bowl (vs. Stanford)
- 390 yards... 1999 Independence Bowl (vs. Ole Miss)
- 357 yards..... 1991 Gator Bowl (vs. Virginia)
- 348 yards..... 2014 Sugar Bowl (vs. Alabama)

Fewest Total Yards Allowed

- 50 yards.....2002 Cotton Bowl (vs. Arkansas)
- 159 yards..... 1950 Sugar Bowl (vs. LSU)
- 182 yards...1980 Orange Bowl (vs. Florida State)
- 189 yards..... 1951 Sugar Bowl (vs. Kentucky)
- 196 yards..... 1973 Sugar Bowl (vs. Penn State)

Fewest Rushing Yards Allowed

- 4 yards....2002 Rose Bowl (vs. Washington State)
- 27 yards.....2001 Orange Bowl (vs. Florida State)
- 38 yards.....2002 Cotton Bowl (vs. Arkansas)
38 yards..... 1950 Sugar Bowl (vs. LSU)
- 40 yards.....1972 Sugar Bowl (vs. Auburn)

Fewest Net Passing Yards Allowed

- 13 yards.....2002 Cotton Bowl (vs. Arkansas)
- 33 yards.....1976 Orange Bowl (vs. Michigan)
- 36 yards..... 1954 Orange Bowl (vs. Maryland)
- 46 yards..... 1956 Orange Bowl (vs. Maryland)
- 51 yards.....1980 Orange Bowl (vs. Florida State)
51 yards.....1976 Fiesta Bowl (Wyoming)

Most Points Scored

- 55 points.....2020 Cotton (vs. Florida)
- 48 points..... 2018 Rose Bowl (vs. Georgia)
48 points.....2011 Fiesta Bowl (vs. Connecticut)
48 points..... 1991 Gator Bowl (vs. Virginia)
48 points.....1958 Orange Bowl (vs. Duke)

Fewest Points Allowed

- 0 points.....1973 Sugar Bowl (vs. Penn St.)
0 points..... 1954 Orange Bowl (vs. Maryland)
0 points..... 1950 Sugar Bowl (vs. LSU)
- 2 points.....2001 Orange Bowl (vs. Florida State)
- 3 points.....2002 Cotton Bowl (vs. Arkansas)

INDIVIDUAL BOWL RECORDS

Rushing Yardage

- Marcus Dupree 1983 Fiesta Bowl239 yards
- Rodney Anderson ..2018 Rose Bowl201 yards
- Rhamondre Stevenson ..2021 Cotton Bowl...186 yards
- Fred Sims..... 1981 Sun Bowl181 yards
- Leon Heath..... 1950 Sugar Bowl170 yards

Rushing Touchdowns

- Kennedy Brooks.....2021 Alamo Bowl.....3
Blake Bell2011 Insight Bowl3
Mike Gaddis..... 1991 Gator Bowl3
Jack Mildren..... 1972 Sugar Bowl3
Eddy Davis..... 1946 Gator Bowl3
- Several tied with 2
Last: Jalen Hurts (2019 Peach Bowl)

Total Carries

- Steve Owens..... 1968 Astro-Bluebonnet Bowl ...36
- Quentin Griffin.....2003 Rose Bowl30
Jack Mildren..... 1971 Sugar Bowl30
- Jim Grisham 1963 Orange Bowl28
- Rodney Anderson.....2018 Rose Bowl26

Passing Yardage

- Landry Jones.....2011 Fiesta Bowl429
- Landry Jones.....2009 Sun Bowl418
- Josh Heupel..... 1999 Independence Bowl .390
- Trevor Knight2014 Sugar Bowl348
- Cale Gundy..... 1991 Gator Bowl329

Pass Completions

- Josh Heupel..... 1999 Independence Bowl ...39
- Landry Jones.....2013 Cotton Bowl.....35
- Landry Jones.....2011 Fiesta Bowl34
- Trevor Knight2014 Sugar Bowl32
- Landry Jones.....2009 Sun Bowl30

Pass Attempts

- Josh Heupel..... 1999 Independence Bowl ...53
- Landry Jones.....2009 Sun Bowl51
- Landry Jones.....2011 Fiesta Bowl49
- Landry Jones.....2013 Cotton Bowl.....48
- Trevor Knight2014 Sugar Bowl44

Touchdown Passes

- Trevor Knight2014 Sugar Bowl4
- Caleb Williams2021 Alamo Bowl.....3
Landry Jones.....2011 Fiesta Bowl3
Landry Jones.....2009 Sun Bowl3
Josh Heupel..... 1999 Independence Bowl3
Cale Gundy..... 1993 John Hancock Bowl3

Reception Leaders

- Ryan Broyles.....2011 Fiesta Bowl13
Ryan Broyles.....2009 Sun Bowl13
- Jarrail Jackson..... 1999 Independence Bowl ...10
- Quentin Griffin.....2002 Cotton Bowl.....9
Jalen Saunders.....2013 Cotton Bowl.....9

Reception Yardage

- Ryan Broyles.....2011 Fiesta Bowl.....170
- Ben Hart..... 1965 Gator Bowl165
- Ryan Broyles.....2009 Sun Bowl.....156
- Cameron Kenney ... 2011 Fiesta Bowl..... 154
- Johnny Barr 1968 Astro-Bluebonnet Bowl.. 138

Touchdown Receptions

- Ryan Broyles.....2009 Sun Bowl.....3
- Jalen Saunders2014 Sugar Bowl.....2
Jermaine Gresham..2009 BCS Championship.....2
Travis Wilson.....2005 Orange Bowl.....2
Rickey Brady..... 1993 John Hancock Bowl2
Joey Mickey..... 1991 Gator Bowl2
Johnny Barr 1968 Astro-Bluebonnet.....2

CAREER BOWL LEADERS

Rushing Yardage

- Leon Heath.....1948-50349
- Quentin Griffin.....1999-02326
Lydell Carr1984-87326
- Billy Sims.....1975-79305
- Samaje Perine2014-16278
Greg Pruitt.....1970-72278

Rushing Touchdowns

- Kennedy Brooks.....2018-19,204
- Blake Bell2011-143
Kejuan Jones2002-053
Jerald Moore 1993-943
Mike Gaddis.....1988-913
Stanley Wilson1979-823
Billy Sims.....1975-793
Greg Pruitt.....1970-723
Jack Mildren.....1969-713

Total Carries

- Quentin Griffin.....1999-0272
- Adrian Peterson2004-0768
- Leon Crosswhite1970-7259
- Samaje Perine2014-1655
Billy Sims.....1975-7955

Passing Yardage

- Landry Jones.....2009-121,286
- Baker Mayfield.....2015-17894
- Josh Heupel..... 1999-00604
- Cale Gundy.....1990-93544
- Sam Bradford2008-09498

Pass Completions

- Landry Jones.....2009-12115
- Baker Mayfield.....2015-1768
- Josh Heupel..... 1999-0064
- Trevor Knight2013-1449
- Sam Bradford2008-0947

Pass Attempts

1. Landry Jones.....	2009-12	173
2. Baker Mayfield.....	2015-17	104
3. Josh Heupel.....	1999-00	92
4. Trevor Knight.....	2013-14	81
5. Sam Bradford.....	2008-09	74

Completion Percentage (min. 10 attempts)

1. Caleb Williams.....	2021	.778
2. Cale Gundy.....	1990-93	.702
3. Josh Heupel.....	1999-00	.696
4. Landry Jones.....	2009-12	.665
5. Baker Mayfield.....	2015-17	.654

Touchdown Passes

1. Landry Jones.....	2009-12	8
2. Baker Mayfield.....	2015-17	5
Cale Gundy.....	1990-93	5
4. Trevor Knight.....	2013-14	4
Sam Bradford.....	2008-09	4
6. Caleb Williams.....	2021	3
Spencer Rattler.....	2019-20	3
Josh Heupel.....	1999-00	3

Receptions

1. Ryan Broyles.....	2009-11	30
2. Quentin Griffin.....	1999-02	25
3. Juaquin Iglesias.....	2005-09	24
4. Sterling Shepard.....	2012-15	19
5. CeeDee Lamb.....	2017-19	18
Kenny Stills.....	2010-12	18

Reception Yards

1. Ryan Broyles.....	2009-11	352
2. Juaquin Iglesias.....	2005-09	316
3. Sterling Shepard.....	2012-15	206
4. Quentin Chaney.....	2006-09	203
Corey Warren.....	1990-93	203

Touchdown Receptions

1. Ryan Broyles.....	2009-11	4
2. Marvin Mims.....	2020-pres	2
Charleston Rambo.....	2018-20	2
Mark Andrews.....	2015-17	2
Jalen Saunders.....	2012-13	2
Jermaine Gresham.....	2006-09	2
Quentin Chaney.....	2006-09	2
Travis Wilson.....	2002-05	2
Rickey Brady.....	1990-93	2
Joey Mickey.....	1989-92	2
Johnny Barr.....	1968-69	2

OPPONENT INDIVIDUAL BOWL RECORDS**Most Points**

24, Justin Jefferson, LSU, 2019 Peach Bowl
24, Fred Biletnikoff, Florida State, 1965 Gator Bowl

Most Yards Rushing

229, Johnny Manziel, Texas A&M, 2013 Cotton Bowl

Longest Run

80, Deuce McAlister, Ole Miss, 1999 Independence Bowl

Highest Rushing Average (min. 5 attempts)

16.5, Sony Michel, Georgia, 2018 Rose Bowl

Most Total Offense

525 (493 Passing, 22 Rushing), Joe Burrow, LSU, 2019 Peach Bowl

Most Passes Completed

31, John Walsh, BYU, 1994 Copper Bowl

Most Passing Yards

493, Joe Burrow, LSU, 2019 Peach Bowl

Most Yards Receiving

227, Justin Jefferson, LSU, 2019 Peach Bowl

Longest Pass

79, Patrick White to Tito Gonzales, West Virginia, 2008 Fiesta Bowl

Longest Interception Return

69, Howard Ehler, Florida State, 1965 Gator Bowl

Longest Punt

70, Rohn Stark, Florida State, 1980 Orange Bowl

Longest Punt Return

51, Vaughn Rivers, West Virginia, 2008 Fiesta Bowl

Most Kickoff Return Yards

137, Nick Williams, Connecticut, 2011 Fiesta Bowl

OPPONENT TEAM BOWL RECORDS**Most Points**

63, LSU, 2019 Peach Bowl

Most Rushing Yards

349, West Virginia, 2008 Fiesta Bowl

Most Passing Yards

532, LSU, 2019 Peach Bowl

Fewest Points Allowed

0, Tennessee, 1939 Orange Bowl; Alabama, 1963 Orange Bowl

Most Pass Interceptions

3, Clemson, 2014 Russell Athletic Bowl; Boise State, 2007 Fiesta Bowl; Florida State, 1980 Orange Bowl; SMU, 1968 Astro-Bluebonnet Bowl

Q × J 212°

CHEEZ-IT



BOWL ORLANDO



DL
**ETHAN
DOWNS**
ALL-BIG 12
SECOND TEAM

QB
**DILLON
GABRIEL**
BIG 12 OFFENSIVE
NEWCOMER OF THE YEAR
ALL-BIG 12 SECOND TEAM

WR
**MARVIN
MIMS JR.**
ALL-BIG 12
FIRST TEAM

P
**MICHAEL
TURK**
ALL-BIG 12
FIRST TEAM

TE
**BRAYDEN
WILLIS**
ALL-BIG 12
SECOND TEAM