



OKLAHOMA FOOTBALL

7 NATIONAL CHAMPIONSHIPS ♦ 31 BOWL CHAMPIONSHIPS ♦ 50 CONFERENCE CHAMPIONSHIPS ♦ 14 BIG 12 CHAMPIONSHIPS ♦ 41 10-WIN SEASONS
167 FIRST-TEAM ALL-AMERICANS ♦ 509 FIRST-TEAM ALL-CONFERENCE SELECTIONS ♦ 7 HEISMAN TROPHY WINNERS ♦ 92 NATIONAL AWARD WINNERS

SERIES HISTORY

Overall OU leads 80-27-6
In Lawrence OU leads 38-15-4
Big 12 Era OU leads 18-2
Last Meeting OU, 52-42 (10/15/22 in Norman)
Current Win Streak OU, 18

TELEVISION: FOX

Play-by-Play Jason Benetti
Analyst Brock Huard
Field Reporter Allison Williams

RADIO: SOONER SPORTS NETWORK

FLAGSHIPS KOMA 1520 AM & KRXX 107.7 FM
FREE ONLINE: The Varsity Network
SIRIUS/XM 82 AND ON THE SIRIUSXM APP
Play-by-Play Toby Rowland
Analyst Teddy Lehman
Field Analyst Gabe Ikard
Field Reporter Chris Plank

OU SPANISH RADIO

ÉXITOS 96.5 FM (OKC); 101.5 FM EL PATRÓN (Tulsa)
FREE ONLINE: The Varsity Network
Play-by-Play Enrique Vasquez
Analyst Luis Rendón

GAME PREVIEW: ESPN+

"Sooner Sports Game Day" Friday

ONLINE: SOONERSPORTS.COM

SoonerSports.com offers the most complete and comprehensive postgame coverage of the Sooners. Visit for game recaps, video highlights, press conferences, stats, photos and more.

SOCIAL MEDIA: #SOONERS

Twitter/X, Instagram, Threads ... @OU_Football
Facebook Oklahoma Football



GAME 8

6/6 OKLAHOMA (7-0, 4-0) AT KANSAS (5-2, 2-2)

Saturday, Oct. 28, 2023 ■ 11 a.m. CT ■ Lawrence, Kan. ■ David Booth Kansas Memorial Stadium (47,233) ■ FOX



SOONERS

Head Coach: Brent Venables
Record at OU: 13-7 (2nd Year)
Career Record: Same
Last: Won 31-29 vs. UCF



JAYHAWKS

Head Coach: Lance Leipold
Record at KU: 13-19 (3rd Year)
Career Record: 159-58 (17th Year)
Last: Lost 39-32 at Oklahoma State

OPENING KICK

► No. 6/6 Oklahoma (7-0, 4-0 Big 12) goes for its 19th straight victory over Kansas (5-2, 2-2) when it meets the Jayhawks on Saturday at 11 a.m. CT at David Booth Kansas Memorial Stadium in Lawrence, Kan. The game will be televised by FOX with **Jason Benetti**, **Brock Huard** and **Allison Williams** announcing.

► Oklahoma is 80-27-6 (.735) all-time vs. Kansas and has won 18 straight in the series. It is OU's longest active winning streak against an opponent. Eight of KU's wins came in the series' first eight meetings (1903-10) while 16 of its victories came before 1931. Since 1965, the Sooners are 45-6 (.882) vs. the Jayhawks.

► The Sooners have scored at least 34 points in each of their last 14 games against Kansas. It is the longest such streak in school history against a single opponent (next longest is 13 consecutive games [current] vs. Texas Tech) and is the second-longest streak nationally (longest current) against one opponent since 1996.

► A win on Saturday would give the Sooners just their second 8-0 start over the past 18 years (9-0 in 2021). OU started 8-0 or better four times from 2000-04 (7-0 in 2001).

► Oklahoma has posted a nation-leading eight winning streaks of at least seven games over the last nine seasons. Alabama and Ohio State rank second since the start of the 2015 season with seven seasons of a seven-plus game winning streak.

► Kansas' six wins last season were more than it totaled in any of its previous 13 campaigns. The Jayhawks appeared in the AP poll twice in 2022 (both No. 19 rankings), their first showings in that poll since the 2009 campaign, and have cracked the top 25 twice this season (No. 24 on Sept. 24 and No. 23 on Oct. 8).

► Oklahoma is 159-35 (.820) since the start of the 2000 season as an AP top-10 team. The Sooners' 629 all-time weeks in the AP's top 10 are the second most nationally (Ohio State; 694).

► OU's 13.9 improvement from last season in opponent points per game (30.0 to 16.1) is third best among Power Five teams (Arizona — 15.9; UCLA — 14.1).

► OU's 113 points allowed are its fewest over the first seven games of a season since 2009 (gave up 71).



Junior DE Ethan Downs has recorded 3.0 sacks over the last two games and has a career-high-tying 4.5 on the year. Since the start of the 2022 season, he has OU highs of 9.0 sacks and 19.5 tackles for loss. Downs is one of 11 FBS players on the 2023 Allstate AFCA Good Works Team.

GREAT GABRIEL

Some of QB Dillon Gabriel's national and Big 12 rankings through seven games:

CATEGORY	STAT	NAT'L RANK	BIG 12 RANK
Pts. Responsible For/Game	20.6	4th	1st
Total Offense	337.3	5th	1st
Passing TDs	19	6th	1st
Pass Efficiency Rating	172.4	7th	1st
Passing Offense	304.4	9th	1st
Pass Completion Pct.	.712	9th	1st
Pass Yards/Attempt	9.1	12th	1st

2023 SCHEDULE AND RESULTS



ARK. STATE
Sept. 2
11 a.m. CT
W, 73-0



SMU
Sept. 9
5 p.m. CT
W, 28-11



@TULSA
Sept. 16
2:30 p.m. CT
W, 66-17



@CINCINNATI
Sept. 23
11 a.m. CT
W, 20-6



IOWA STATE
Sept. 30
6 p.m.
W, 50-20



vs. TEXAS
Oct. 7
11 a.m. CT
W, 34-30



UCF
Oct. 21
11 a.m. CT
W, 31-29



@KANSAS
Oct. 28
11 a.m. CT
FOX



@OKLAHOMA STATE
Nov. 4



WEST VIRGINIA
Nov. 11



@BYU
Nov. 18



TCU
Nov. 24
11 a.m. CT
FOX

OU ATHLETICS COMMUNICATIONS FOOTBALL CONTACTS



MIKE HOUCK

Associate AD/Communications
Office: (405) 325-8227
Cell: (405) 249-5892
Email: mhouck@ou.edu



ERIC HOLLIER

Director
Office: (405) 325-6449
Cell: (405) 570-9228
Email: ehollier@ou.edu

HEAD COACH BRENT VENABLES

Alma Mater: Kansas State, 1992
Career Record: 13-7 (.650)
Record at OU: Same
Regular Season Big 12 Record: 7-6 (.538)

ASSISTANT COACHES

	LOCATION
Jeff Lebby (Offensive Coordinator/QB)	PB
Ted Roof (Defensive Coordinator/LB)	PB
Todd Bates (Assoc. HC/Co-Def. Coord./Run Def./DT)	SL
Bill Bedenbaugh (OL)	SL
Miguel Chavis (DE)	SL
Joe Jon Finley (TE)	SL
Brandon Hall (S)	SL
Emmett Jones (Pass. Game Coord./WR)	SL
DeMarco Murray (RB)	SL
Jay Valai (Co-Def. Coord./Pass Defense/CB/NB)	SL

PROGRAM HISTORY

First Year: 1895 (this is 129th season)
All-Time Record: 941-338-53 (.726)
All-Time Conference Record: 528-164-22 (.755)
All-Time Big 12 Record: 173-58 (.749)
All-Time Bowl Record: 31-24-1 (.563)
National Championships (AP): 7
Years: 1950, '55, '56, '74, '75, '85, 2000
Conference Championships: 50
Big 12 Championships: 14
2000, '02, '04, '06-08, '10, '12, '15-20
Undefeated Seasons: 14
11-Plus-Win Seasons: 27 (most in nation)

STADIUM/FIELD INFORMATION

Name: Gaylord Family – Oklahoma Memorial Stadium
Capacity: 80,126
Surface: Natural Grass
Stadium First Year: 1925
Record at Stadium: 416-86-15 (.819)
Field Name: Owen Field
Field First Year: 1923
Record at Field: 419-90-16 (.813)

UNIVERSITY INFORMATION

Location: Norman, Okla.
Founded: 1890
Enrollment: 31,655
Colors: Crimson and Cream
President: Joseph Harroz Jr.
Athletics Director: Joe Castiglione

► OU is one of four teams (Georgia, Michigan and Penn State are the others) that ranks in the top 13 nationally in both scoring offense (No. 4 at 43.1 ppg) and scoring defense (No. 13 at 16.1 ppg).

► The Sooners have trailed for just 33 minutes and 20 seconds out of 420 minutes this season (and in only three games). They have led for 333:37.

► The 2023 season marks Oklahoma's last as a member of the Big 12, as it moves to the Southeastern Conference on July 1, 2024. OU has won 14 Big 12 championships in the league's first 27 years. No other program has won more than three.

► The Sooners are a league-best 173-58 (.749) in regular season Big 12 play since the conference began in 1996. The current Big 12 program with the next best winning percentage is Texas, almost 100 points behind (152-79; .658).

► The 2023 season marks the 129th in OU football history. The Sooners lead the country with their 50 all-time conference championships, 27 11-plus-win seasons, 33 AP top-five finishes, seven Heisman Trophy winners (tied) and five No. 1 overall NFL Draft picks (tied). They rank second with their 431 all-time weeks in the top five of the AP poll, third with seven AP national championships and their 101 weeks as the AP's No. 1 team, and fourth with their 56 bowl appearances and 414 NFL Draft picks.

KEY STORYLINES

► Each of the last 18 meetings in the Oklahoma-Kansas series have been OU double-digit victories. The Sooners have outscored the Jayhawks 797-280 in those contests (average of 44-16) and have outgained them 9,118 yards to 5,127 (average of 507-285). OU has won the last nine meetings by a combined score of 452-154 (50-17 average). KU has scored single-digit points in five of the last nine matchups and six of the last 11.

► The Jayhawks have won 13 games in their first two-and-a-half seasons under head coach **Lance Leipold**. That's one more victory than the program totaled over the seven seasons prior to Leipold's arrival. KU hasn't finished with a winning record since 2008 (8-5) under former head coach (and former OU assistant coach; 1999-2001) **Mark Mangino**.

► Redshirt senior OU quarterback **Dillon Gabriel** is off to a pristine seven-game start and ranks in the top 10 nationally in many categories. The Milliani, Hawaii, product ranks fourth in points responsible for per game (20.6), fifth in total offense (337.3 ypg), sixth in passing touchdowns (19), seventh in passing efficiency rating (172.4) and ninth in passing offense (304.4 ypg) and pass completion percentage (.712; for perspective the OU single-season record is .709 by **Baker Mayfield** in 2016). He leads the Big 12 in all of those categories, as well as yards per pass attempt (9.1). Gabriel will face a Kansas squad that ranks eighth the Big 12 in passing defense (235.0 ypg) and last in opponent completion percentage (.661).

► Redshirt freshman receiver **Nic Anderson** leads the Big 12 with his eight touchdown receptions and ranks second nationally with his 24.2 yards per catch. His eight touchdowns have come on 16 receptions, giving him the nation's highest TD reception rate (50%) this season (min. 5 TD catches). Only one FBS player since the start of the 1996 season (Appalachian State tight end Barrett Burns in 2015; 53.3%) has gone an entire season with a higher TD reception rate (min. 8 TD catches).

► The Sooners rank second nationally with their 12 interceptions. They reached 12 by their sixth game, their most interceptions through the first six contests of a season since 2000. OU is the only Power Five team with at least four players with two or more interceptions this year (**Gentry Williams** has three while **Billy Bowman**, **Kendel Dolby** and **Key Lawrence** have two each). Kansas' three interceptions thrown are tied for the fewest in the Big 12 (with Oklahoma and Texas).

► OU is one of just five teams nationally that has allowed two or fewer rushing TDs. Kansas ranks second in the Big 12 in rushing TDs (16) and yards per carry (5.6), and fourth in rushing offense (212.0 ypg).

► After ranking 49th nationally last year in third-down conversion percentage (.405) and 87th in third-down conversion percentage defense (.409), OU has been much stronger in both categories in 2023. The Sooners have converted 49 of their 97 third downs through seven games, good for the nation's 11th-best percentage (.519) out of 130 teams. And OU has allowed foes to convert just 30 of their 105 combined third-down tries. The .286 opponent figure has the Sooners ranked sixth in the country. Kansas ranks fourth nationally in third-down conversion percentage (.534) and 107th in third-down conversion percentage defense (.444).

► The Sooners have allowed just 21 scores by opposing offenses (10 touchdowns and 11 field goals for 106 total points) on 85 possessions through seven contests. OU has also allowed an offensive touchdown in just six of 28 quarters. It has not permitted an offensive touchdown in the first or third quarter and has allowed just 39 points after halftime (5.6 points per second half).

RARE AIR FOR GABRIEL

OU's **Dillon Gabriel** is one of just five FBS players since the start of the 1996 season – and one of three Sooners – to complete at least 71% of his passes through his team's first seven games of a season while throwing for at least 19 TDs and three or fewer interceptions, and rushing for at least 200 yards and five TDs. The list includes Heisman Trophy winner **Kyler Murray** and runners-up **Jalen Hurts** and **Colt McCoy**.

PLAYER	TEAM	YEAR
Dillon Gabriel	Oklahoma	2023
Jalen Hurts	Oklahoma	2019
Kyler Murray	Oklahoma	2018
Colt McCoy	Texas	2008
Daunte Culpepper	UCF	1998

OU-KANSAS SERIES

Oklahoma owns an 80-27-6 series lead against Kansas and is 18-2 vs. the Jayhawks in the Big 12 era (won the last 18 meetings):

YEAR	SITE	OU/KU RANK	OU RESULT
2022	H	NR/19	W, 52-42
2021	A	3/NR	W, 35-23
2020	H	19/NR	W, 62-9
2019	A	6/NR	W, 45-20
2018	H	6/NR	W, 55-40
2017	A	3/NR	W, 41-3
2016	H	16/NR	W, 56-3
2015	A	14/NR	W, 62-7
2014	H	23/NR	W, 44-7
2013	A	18/NR	W, 34-19
2012	H	10/NR	W, 52-7
2011	A	3/NR	W, 47-17
2009	A	25/24	W, 35-13
2008	H	4/16	W, 45-31
2005*	A	NR/NR	W, 19-3
2004	H	2/NR	W, 41-10
2001	A	3/21	W, 38-10
2000	H	14/NR	W, 34-16
1997	A	NR/NR	L, 17-20
1996	H	NR/NR	L, 24-52

* Kansas City, Mo.

2023 TEAM STATS COMPARISON

	OU	KU
Points/Game	43.1	35.4
Points Allowed/Game	16.1	27.4
1st Downs/Game	27.7	22.3
1st Downs Allowed/Game	18.7	21.0
Rush Yards/Game	168.3	212.0
Rush Yards Allowed/Game	118.7	161.1
Pass Yards/Game	328.6	231.1
Pass Yards Allowed/Game	240.4	235.0
Total Offense/Game	496.9	443.1
Total Defense/Game	359.1	396.1
INT Thrown/INT Made	3/12	3/7
Turnover Margin	+10	+2
Sacks By/Allowed/Game	2.4/1.1	2.6/1/4
3rd Down Off./Def.	50.5/28.6	53.4/44.4
Red Zone Off./Def.	86.5/71.4	89.3/100.0
Kickoff Return Average	23.8	21.7
Punt Return Average	11.5	31.0
Penalties/Yards Per Game	6.4/54.0	4.1/36.3
Field Goals	9-13	7-8

2023 NCAA RANKS COMPARISON

	OU	KU
Points/Game	4th	21st
Points Allowed/Game	13th	82nd
First Downs/Game	1st	39th
First Downs Allowed/Game	51st	98th
Rush Yards/Game	51st	12th
Rush Yards Allowed/Game	33rd	93rd
Pass Yards/Game	7th	66th
Pass Yards Allowed/Game	87th	76th
Total Offense/Game	7th	29th
Total Defense/Game	53rd	94th
Turnover Margin	2nd	44th
Sacks/Game	45th	36th
Sacks Allowed/Game	15th	31st
3rd Down Offense	11th	4th
3rd Down Defense	6th	107th
Red Zone Offense	51st	32nd
Red Zone Defense	15th	129th
Kickoff Return Average	26th	46th
Punt Return Average	33rd	1st

2023 BIG 12 STANDINGS

	BIG 12	OVERALL
Oklahoma	4-0	7-0
Texas	3-1	6-1
Oklahoma State	3-1	5-2
Kansas State	3-1	5-2
Iowa State	3-1	4-3
Kansas	2-2	5-2
BYU	2-2	5-2
West Virginia	2-2	4-3
Baylor	2-2	3-4
TCU	2-3	4-4
Texas Tech	2-3	3-5
Houston	1-3	3-4
UCF	0-4	3-4
Cincinnati	0-4	2-5

THIS WEEK'S BIG 12 SCHEDULE

(All times Central)

Oklahoma at Kansas, 11 a.m. (FOX)
Houston at Kansas State, 11 a.m. (ESPN2)
West Virginia at UCF, 11 a.m. (FS1)
BYU at Texas, 2:30 p.m. (ABC)
Iowa State at Baylor, 2:30 p.m. (ESPN+)
Cincinnati at Oklahoma State, 7 p.m. (ESPN2)

► OU ranks second in the country with its +1.4 turnover margin per game. The Sooners rank eighth nationally with their 2.1 takeaways per contest and have committed just five turnovers (rank seventh with 0.7 per game). They also blocked a punt against SMU that led to a touchdown and one vs. Iowa State that resulted in a safety.

RECAPPING THE WIN OVER UCF

► Trailing 23-17, No. 6/7 Oklahoma scored on consecutive fourth-quarter possessions to take a 31-23 lead with 3:13 remaining and then held on by stopping a game-tying two-point conversion attempt with 1:16 to go in a 31-29 home win over UCF on Saturday. It was the first-ever meeting between the Sooners and Knights.

► Playing against his former program, OU quarterback **Dillon Gabriel** completed 25 of 38 passes for 253 yards and three touchdowns. His 11-yard TD pass to sixth-year receiver **Drake Stoops** put the Sooners up 24-23 with 9:16 left in the game, and OU didn't trail again.

► Gabriel's other TD passes went to redshirt freshman **Nic Anderson**, who finished with five catches for a team-high 105 yards. His scores covered 29 and 42 yards in the first and second quarters, respectively.

► OU rushed for 189 yards, its third-highest figure of the season. Redshirt senior **Marcus Major** carried 18 times for 82 yards and redshirt freshman **Gavin Sawchuk** ran 10 times for 63 yards and a score. His 30-yard fourth-quarter TD accounted for OU's final points.

► UCF entered the game ranked fourth nationally in total offense (516.7 ypg) and third in rushing offense (246.3 ypg), but OU held the Knights to 397 total yards and 149 rushing yards. UCF gained 140 of its yards on two plays (a 54-yard rush to the OU 1-yard line and an 86-yard TD pass, both in the second quarter). The Sooners limited the Knights to an average of 3.7 yards on their other 69 plays. On its first four possessions (all three-and-outs), UCF managed just eight yards on 12 plays.

► OU finished with 13 tackles for loss (three sacks), its second most of the season. Thirteen Sooners accounted for at least half a TFL. Redshirt senior defensive end **Trace Ford** led OU with 2.0 TFLs and two pass breakups (his first TFLs and PBUs this season).

► Junior linebacker **Danny Stutsman** (12) led the Sooners in tackles for the sixth time in seven games this season. He had one TFL and forced a fumble. Senior safety **Key Lawrence** tied a career high with nine tackles and junior defensive end **Ethan Downs** had six tackles, one sack and a career-high-tying three quarterback hurries.

► Redshirt senior punter **Luke Elzinga**, who had been OU's short-yardage specialist in the first six games, took over full punting responsibilities and averaged 51.6 yards on his five kicks, including boots of 58 and 51 yards. His 51.6-yard average marked the sixth-best in single-game program history (minimum of five punts).

► Four offensive players made their first OU starts: Anderson, Sawchuk, redshirt senior OL **Caleb Shaffer** (right guard) and freshman OL **Cayden Green** (left guard).

LAST YEAR VS. KANSAS

► Oklahoma snapped its first three-game losing streak since 1998 with a 52-42 home win over No. 19/20 Kansas on Oct. 15, 2022. OU never trailed in the contest and led by as many as 21 points (42-21 and 49-28).

► The Sooners' 701 yards of offense (403 passing, 298 rushing) were their most against a conference opponent since 2018. The effort marked OU's 14th of 700 yards or more in program history.

► OU ran 100 offensive plays, the 12th time in school history to run at least 100 plays and first since 2014 (102 in a 59-14 win at Iowa State).

► The Sooners converted 16 of 21 third-down attempts and their lone fourth-down try.

► OU's 487 first-half yards (304 passing, 183 rushing) were its second most ever in a half. The Sooners outgained KU by 256 yards in the first half (487-231) in taking a 35-21 lead.

► Quarterback **Dillon Gabriel** returned to action after missing the previous game and a half (injury) to complete 29 of 42 passes for 403 yards and two touchdowns. He also rushed 10 times for 37 yards and a TD, and was named Big 12 Newcomer of the Week. The 400-yard passing performance was the fifth of his career and first of the season.

► Gabriel completed 21 of 29 passes for 304 yards in the first half. It was OU's first 300-yard passing effort in a half since the 2019 season (**Jalen Hurts** vs. Texas Tech).

► Running backs **Jovantae Barnes** and **Eric Gray** each had two rushing touchdowns in the game. It was the first time OU had two players score multiple rushing TDs against an FBS opponent since 2015. Gray finished with 176 yards on 20 carries for an average of 8.8 per tote. Barnes carried 21 times for 69 yards.

► OU produced two 100-yard receivers in **Marvin Mims** (106 yards on a career-high nine catches) and

BIG DEFENSIVE TURNAROUND

OU's defensive performance in year two under head coach Brent Venables and coordinator Ted Roof has been dramatic:

CATEGORY	2022 FINAL	2023 TO DATE
Opp. Points/Game	30.0	16.1
Opp. Yards/Game	461.0	359.1
Opp. Rush Yards/Game	187.5	118.7
Opp. Yards/Rush	4.5	3.4
Opp. Pass Yards/Game	273.5	240.4
Opp. Completion Pct.	61.9	58.9
Opp. Yards/Pass Attempt	7.1	6.8
Opp. Yards/Completion	11.6	11.6
Opp. Pass Effic. Rating	128.2	117.4
Opp. 3rd Down Pct.	40.9	28.6
Interceptions/Game	1.3	1.7

WINNING BIG

This year's top teams in scoring margin per game:

TEAM	MARGIN
Michigan	+34.8
Penn State	+30.0
Oregon	+30.0
Oklahoma	+27.0
Georgia	+26.1

7 AND OH

OU's eight 7-0 starts since 2000 are the third most nationally:

TEAM	NO.
Alabama	11
Ohio State	11
Oklahoma	8
Clemson	8
Boise State	7
TCU	7

2023 WEEKLY TEAM CAPTAINS

Oklahoma's 2023 team captains are chosen on a weekly basis. OU's five captains for the UCF game were:

No.	Name	Class	Pos.
8	Dillon Gabriel	R-Sr.	QB
21	Reggie Pearson	R-Sr. [*]	DB
53	Caleb Shaffer	R-Sr.	OL
95	Da'Jon Terry	R-Sr.	DL
13	Shane Whitter	R-Jr.	LB

ARKANSAS STATE: Billy Bowman, Justin Harrington, McKade Mettauer, Drake Stoops, Danny Stutsman

SMU: Dillon Gabriel, Jonah Lauu, Andrew Raym, Walter Rouse, Woodi Washington

TULSA: Ethan Downs, Trace Ford, Tyler Guyton, Austin Stogner, Gentry Williams

CINCINNATI: Isaiah Coe, Jordan Kelley, Jalil Farooq, Marcus Major, Zach Schmit

IOWA STATE: Rondell Bothroyd, LV Bunkley-Shelton, Key Lawrence, Marcus Stripling, Tawee Walker

TEXAS: Billy Bowman, Dillon Gabriel, Tyler Guyton, Jacob Lacey, McKade Mettauer, Danny Stutsman

SOONERS WITH DEGREES

Seventeen players on OU's roster entered the 2023 season with undergraduate degrees:

QB Davis Beville
Marketing (Pitt)

DL Rondell Bothroyd
Health and exercise science (Wake Forest)

DL Trace Ford
Management (Oklahoma State)

QB Dillon Gabriel
Multidisciplinary studies

DB Justin Harrington
Multidisciplinary studies

DL Jordan Kelley
Criminal justice

DL Jacob Lacey
Industrial design (Notre Dame)

DL Jonah Lauu
Arts and sciences planned program

OL McKade Mettauer
Multidisciplinary studies

LB Konnor Near
Construction management (Ferris State)

DL Phil Paea
General studies (Michigan)

DB Reggie Pearson
University studies (Texas Tech)

K/P Josh Plaster
Psychology

OL Caleb Shaffer
Sports leadership/management (Miami [OH])

TE Austin Stogner
Marketing

WR Drake Stoops
Communication

DL Da'Jon Terry
Communications (Tennessee)

Brayden Willis (career-high 102 yards on a career-high-tying five receptions).

► Redshirt senior defensive back **C.J. Coldon** registered his second interception in two games while super senior linebacker **DaShaun White** registered the first of his career.

HAVE CONFIDENCE, WILL TRAVEL

► Oklahoma has won 32 of its last 39 true road games (.821) going back to 2014, with five of the seven losses one-score outcomes.

► The 2019 defeat at K-State snapped OU's 22-game true road winning streak (it hadn't lost since Oct 4, 2014, at TCU), which was the second longest such streak nationally since at least the end of World War II. During the 22-game streak, OU outscored foes 1,076-626 (49-28 average) and outgained them by 3,621 yards (583-419 average).

► The Sooners have outgained their opponent in 31 of their last 39 true road games.

► OU has scored at least 30 points in 39 of its last 44 true road games (school-record 35-game streak was stopped in 2021 at Baylor). The next highest team total over its last 44 true road contests is 32 (Ohio State).

GABRIEL A TD MACHINE

► Redshirt senior quarterback **Dillon Gabriel**, who has started 44 of his 45 career games between UCF (2019-21) and OU (2022-23), including each of his last 44, leads all FBS players since the start of 2019 with his 114 touchdown passes despite missing 11 games during the span due to injury.

► Gabriel also ranks first nationally since the start of 2019 with his 13,331 passing yards. Oregon's Bo Nix (in nine more games) is second.

► Gabriel is tied with former Florida QB Danny Wuerffel for 15th on the FBS career chart for passing touchdowns (114). He needs seven TD passes to move into the top 10 and 17 to move into the top five.

► If Gabriel continues to average 2.5 TD passes per contest like he did in his first 38 games entering this season (he is averaging 2.7 this season), he would finish with 127 career TDs in a 13-game 2023 campaign, which he would accomplish in a 51-game career. The 127 passing touchdowns would rank eighth in FBS history. **Landry Jones** is the OU record-holder for career passing TDs with 123 in 52 games (**Baker Mayfield** passed for 131 career TDs, but 12 of those were as a Texas Tech Red Raider).

► Through seven games this season, Gabriel has accounted for 24 touchdowns and four turnovers (three interceptions and one fumble). He ranks seventh nationally with his 172.4 pass efficiency rating and ninth with his .712 completion percentage, going 166 for 233 for 2,131 yards (304.4 average) and 19 TDs. He has also rushed for 230 yards and five TDs.

MORE ON THE OFFENSE

► The Sooners rank in the top 10 nationally in a multitude of categories through seven games, including first in first downs per game (27.7). They also rank fourth in scoring offense (45.2 ppg) and passing touchdowns (21), sixth in completion percentage (.722) and pass efficiency rating (175.6), seventh in total offense (496.9 ypg), passing offense (328.6 ypg) and fourth-down conversion percentage (.800).

► Fourteen Sooners have scored at least one offensive touchdown this season. Only Georgia, Notre Dame, SMU and USC have more (15 players each).

► Oklahoma is one of only three teams in the country to score at least 60 points twice this season (LSU and Penn State are the others).

► OU ranks third nationally with its 1.6 pass plays per game of 40+ yards (11 plays in seven games).

► Two Sooners rank in the top 22 nationally in yards per catch: **Nic Anderson** (No. 2 at 24.2) and **Jalil Farooq** (No. 22 at 19.0).

► Since Sept. 16, Anderson is tied for the national lead with his eight touchdown catches and has amassed that total in just five games.

► Quarterback **Dillon Gabriel** leads the Big 12 in total offense (337.3 ypg; next most is 309.0), passing offense (304.4 ypg; next most is 282.7), total touchdowns (24; next most is 20), passing TDs (19; next most is 16), completion percentage (.712), passing efficiency rating (172.4; next best is 163.7), points responsible for per game (20.6; next most is 17.1) and passing yards per pass attempt (9.1).

► Freshman quarterback **Jackson Arnold** was the 2022 Gatorade National Football Player of the Year at Guyer High School in Denton, Texas, enrolled at OU in January and won the backup job. All Arnold has done in his four games is complete 13 of 15 passes (86.7%) for 169 yards and two touchdowns, and run 12 times for 54 yards and one TD. He was 11 for 11 for 114 yards and a touchdown in his debut against Arkansas State and threw a 50-yard bomb to Anderson for a TD at Tulsa in week three.

VENABLES BY THE NUMBERS

Brent Venables was hired as OU's 23rd head coach on Dec. 5, 2021. Here's a look at some of his many accomplishments:

3 National championships (2000 at Oklahoma; 2016 and '18 at Clemson)

3 Butkus Award winners (OU's Rocky Calmus [2001] and Teddy Lehman [2003]; Clemson's Isaiah Simmons [2019])

4 Consecutive years Clemson led the nation in tackles for loss (2013-16; also led country in 2018 and was second in 2019 and '20).

8 National championship game appearances (2000, '03, '04 and '08 at OU; 2015, '16, '18 and '19 at Clemson)

8 Times Clemson finished in the top 15 nationally in total defense the last 8 years

10 College Football Playoff games (6 semifinals and 4 championship games) over the last 7 seasons with Clemson

10 Clemson led the nation in sacks, tackles for loss and opponent 3rd-down conversion percentage over his 10 years with the program

13 Number of conference championships (7 at OU, 6 at Clemson)

18 Consensus All-America honors collected by his players (12 at OU)

22 Times his 26 teams won at least 10 games

57 Number of his defensive players picked in the NFL Draft (12 first-rounders)

290 Wins as an assistant coach (against just 57 losses; 836)

POWER FIVE CONFERENCE TITLES SINCE 2000

1. Oklahoma	14
2. Ohio State	11
3. Alabama	8
Oregon	8
Clemson	8
6. Florida State	7
7. USC	6
8. LSU	5
Michigan	5
10. Virginia Tech	4
Georgia	4
11. Nine programs	3

FINAL AP TOP-25 APPEARANCES SINCE 2000

1. Oklahoma	20
Ohio State	20
3. Georgia	18
LSU	18
5. Alabama	17
Clemson	17
7. Wisconsin	15
Florida State	15
Michigan	15
Oregon	15
Texas	15

HEISMAN FINALISTS SINCE 2000

1. Oklahoma	10
2. Alabama	9
3. Ohio State	6
4. Florida	5
Stanford	5
USC	5

MOST TDS SINCE 2015

1. Alabama (121 games)	634
2. Oklahoma (112 games)	613
3. Ohio State (109 games)	595
4. Clemson (120 games)	581
5. Memphis (110 games)	536

ACTIVE BOWL STREAKS

1. Georgia	26
2. Oklahoma	24
3. Wisconsin	21
4. Alabama	19
5. Clemson	18

MOST ALL-TIME 11-PLUS-WIN SEASONS

1. Oklahoma	27
2. Alabama	26
3. Ohio State	20
4. Penn State	19
5. Florida State	14

MOST WINS SINCE END OF WWII (1946-PRESENT)

1. Oklahoma	697
2. Alabama	664
3. Ohio State	657
4. Penn State	640
5. Texas	623
6. Georgia	619
7. Michigan	618
8. Nebraska	607
9. USC	598
10. Notre Dame	591

MORE ON THE DEFENSE

► With 19 returning defensive letterwinners (26 total returning defensive players) and 32 total newcomers (nine transfers, 22 freshmen and one junior college transfer), the Sooners have a deeper group of players on that side of the ball in 2023.

► After ranking 98th in scoring defense (30.0 ppg) and 121st in total defense (461.0 ypg) last year, OU ranks 13th (16.1 ppg) and 54th (359.1 ypg), respectively, this season. It also ranks second nationally in interceptions (12) and tackles for loss per game (9.3), sixth in third-down conversion percentage defense (.286), seventh in defensive touchdowns (two), 23rd in pass efficiency defense rating (117.4) and 33rd in opponent yards per play (5.1).

► Oklahoma has allowed a total of 39 points and just 1,076 total yards after halftime this season for averages of 5.6 points and 153.7 yards per second half. OU has limited two opponents (Tulsa [92] and Iowa State [82]) to fewer than 100 total yards in the second half. The Sooners have allowed just 15 points in the third quarter (five field goals).

► One year after leading the Big 12 in tackles, junior linebacker **Danny Stutsman** ranks second this season with his 10.0 stops per game (the leader averages 10.1). The AP, The Athletic, CBS Sports, ESPN, FOX Sports and USA Today midseason All-American has led OU in tackles in six of seven games and against SMU in week two was named Walter Camp National FBS Defensive Player of the Week after logging 17 tackles, 2.5 tackles for loss, a QB hurry and a fumble recovery. Stutsman also ranks second in the league and sixth nationally with his 1.6 TFLs per game (11.5 total) and returned an interception for a touchdown at Tulsa.

► OU's lone preseason All-Big 12 selection, junior defensive end **Ethan Downs** has a team-high 4.5 sacks, ranks second on the squad with his 6.0 tackles for loss and is tied with sophomore linebacker **Jaren Kanak** for the team lead with four QB hurries. Downs earned second-team All-Big 12 honors last season when he started all 13 games and led the team (ranked fourth in Big 12) with his 13.5 TFLs. He tied for the team lead with 4.5 sacks and paced the Sooners with nine QB hurries.

► OU signed nine defensive scholarship transfers in the offseason, six of them defensive linemen in redshirt seniors **Rondell Bothroyd** (Wake Forest), **Trace Ford** (Oklahoma State), **Jacob Lacey** (Notre Dame), **Phil Paea** (Utah State), **Davon Sears** (Texas State) and **Da'Jon Terry** (Tennessee). The sextet combined for 185 games played, 58 starts, 62 tackles for loss and 33.5 sacks. Bothroyd has started all seven games this season, while Lacey has started six, Terry two and Ford one.

► Defensive back **Peyton Bowen**, a five-star player last year at Guyer High School in Denton, Texas, has made an early impact with his 25 tackles, team-high four pass breakups (one on fourth down late vs. SMU) and blocked punts vs. SMU and Iowa State (the latter for a safety). The midseason true freshman All-American (by On3) is one of just two players nationally with two blocked punts this season. Bowen made his first career start in week three at Tulsa, getting the nod at OU's "Cheetah" position.

► Linebacker **Dasan McCullough** transferred from Indiana following a stellar freshman season in 2022 and figured to see the field a lot this year, only to sustain an injury early in week one that kept him out the next two games. McCullough has started the last four games, totaling 20 tackles, 2.5 tackles for loss and two pass breakups. He was named a freshman All-American last year by ESPN, The Athletic (second team) and College Football News (second team).

SUPER SPECIAL TEAMS

► Redshirt junior **Zach Schmit**, in his second year as OU's placekicker, has made all 37 of his PAT attempts and nine of his 13 field goal tries this season. He is 94 for 94 on career PAT tries, which is the fifth-longest streak of made PATs in school history.

► Redshirt seniors **Josh Plaster** and **Luke Elzinga** split punting responsibilities the first six games, with Plaster taking the field in longer situations and Elzinga serving as the team's short-field specialist. Elzinga took over full punting responsibilities last game vs. UCF and averaged 51.6 yards on five kicks (long of 58).

► OU's kickoff and punt return games have been strong through seven games. The Sooners rank 26th nationally with their 23.8-yard kickoff return average (11 of 12 returns by **Jalil Farooq**) and 33rd with their 11.5-yard punt return average (**Gavin Freeman** is averaging 12.5 yards on his 11 returns to rank 12th nationally). Farooq returned a kick 62 yards vs. Tulsa and Freeman returned a punt 82 yards for a TD vs. Arkansas State.

SHARING THE WEALTH AT RB AND WR

► The Sooners lost their leading rusher and receiver from last season in **Eric Gray** and **Marvin Mims Jr.**, respectively, and have effectively replaced their production by committee so far in 2023. Gray was a second-team All-Big 12 pick who rushed for 1,366 yards (the ninth-most in OU single-season history) and 11 touchdowns last year. He led the Big 12 by averaging 6.4 yards per carry. Mims Jr. earned first-team All-Big 12

OU'S NATIONAL/BIG 12 OFFENSIVE RANKINGS

CATEGORY	STAT	NAT'L RANK	BIG 12 RANK
First Downs/Game	27.7	1st	1st
Scoring Offense	43.1	4th	1st
Passing TDs	21	4th	1st
Completion Percentage	.722	6th	1st
Pass Efficiency Rating	175.6	6th	1st
Passing Offense	328.6	7th	1st
Total Offense	496.9	7th	2nd
4th-Down Conversion Pct.	.800	7th	2nd
3rd-Down Conversion Pct.	.505	11th	3rd
Sacks Allowed/Game	1.1	14th	3rd
Pass Yards/Attempt	9.3	14th	3rd

OU'S NATIONAL/BIG 12 DEFENSIVE RANKINGS

CATEGORY	STAT	NAT'L RANK	BIG 12 RANK
Interceptions	12	2nd	1st
Tackles For Loss/Game	9.3	2nd	1st
3rd-Down Conversion Pct.	.286	6th	1st
Defensive TDs	2	7th	1st
Scoring Defense	16.1	13th	1st
Pass Efficiency Def. Rating	117.4	23rd	2nd
Opponent Yards Per Play	5.1	33rd	2nd
Opp. Pass Yards/Attempt	6.8	41st	5th
Total Defense	359.1	54th	4th

OU'S 2023 RECRUITING CLASS RANKED AS HIGH AS NO. 4

Head coach Brent Venables and staff hailed in Oklahoma's second-straight top-10 recruiting class in 2023. The class featured 24 scholarship players — 23 during the December signing period and one more in February. The class ranked No. 4 nationally by 247Sports and ESPN, No. 6 by Rivals, and No. 7 by On3.

Of the 24 signees, three were ranked as consensus five-star prospects on a five-star scale by 247Sports, ESPN, On3 and Rivals, 12 were rated a four-star recruit by at least two of the outlets while nine others received three-star designation from at least one of those services.

All but one of the 24 signees were high schoolers (one came from the junior college ranks) and hail from 14 states: five from Texas, three each from Oklahoma and Florida, two each from Missouri and Washington, and one each from California, Colorado, Indiana, Nebraska, New Jersey, North Carolina, Ohio, Pennsylvania and Tennessee.

Thirteen of the Sooners' signees enrolled at OU for the spring semester and participated in team activities. They were quarterback Jackson Arnold, defensive linemen Adepoju Adebawore and Ashton Sanders, running backs Kalib Hicks and Daylan Smothers, offensive linemen Joshua Bates and Cayden Green, linebacker Phil Picciotti and defensive backs Peyton Bowen, Kendel Dolby, Erik McCarty, Makari Vickers and Jasiah Wagoner.

2023 OU RECRUITING CLASS

No.	Name	Class	Pos.
34	Adepoju Adebawore	Fr.	DL
10	Jackson Arnold	Fr.	QB
64	Joshua Bates	Fr.	OL
22	Peyton Bowen	Fr.	DB
20	Lewis Carter	Fr.	LB
15	Kendel Dolby	Jr.	DB
70	Cayden Green	Fr.	OL
17	Taylor Heim	Fr.	LB
0	Kalib Hicks	Fr.	RB
71	Logan Howland	Fr.	OL
19	Jacobe Johnson	Fr.	DB
18	Erik McCarty	Fr.	DB
25	Daeh McCullough	Fr.	DB
19	Kade McIntyre	Fr.	TE
24	Samuel Omosigho	Fr.	LB
77	Heath Ozaeta	Fr.	OL
17	Jaquaize Pettaway	Fr.	WR
50	Phil Picciotti	Fr.	LB
55	Ashton Sanders	Fr.	DL
7	Daylan Smothers	Fr.	RB
99	Markus Strong	Fr.	DL
6	Makari Vickers	Fr.	DB
23	Jasiah Wagoner	Fr.	DB
90	Taylor Wein	Fr.	DL

collegepressbox

Collegepressbox is the official media website for Division I football. Access and download game notes, quotes, statistics, media guides, headshots, logos and more for all FBS schools, conferences, postseason games, awards and the College Football Playoff. For access, please register for an account at collegepressbox.com/register.

honors and racked up 1,083 receiving yards and six TDs. He averaged a Big 12-high 20.1 yards per catch, which ranked sixth nationally.

► OU has started four different running backs in its seven games (junior **Tawee Walker** vs. Arkansas State, redshirt senior **Marcus Major** against SMU, Cincinnati, Iowa State and Texas, sophomore **Jovantae Barnes** at Tulsa and redshirt freshman **Gavin Sawchuk** vs. UCF). Major leads OU with his 308 rushing yards (3.9 average) and is coming off a season-high 82-yard performance against UCF. Walker, who did not play last Saturday, has rushed for 239 yards (4.5 average) and leads the running backs with his four rushing TDs. Barnes has 122 rushing yards (4.4 average) and one TD (he has not played the last four games) and Sawchuk, who like Barnes rushed for over 100 yards in last year's Cheez-It Bowl vs. Florida State, has 28 carries for 108 yards and two TDs (63 yards and a score last game vs. UCF).

► The Sooners' wide receiver corps has accounted for 19 of the team's 21 receiving touchdowns, and four receivers have more than 350 receiving yards each. Junior **Jalil Farooq**, who registered a five-catch, career-high 130-yard performance against Texas two games ago, has 23 catches for a team-high 438 yards (19.0 average) and two TDs. Redshirt freshman **Nic Anderson** has caught 16 passes for 387 yards and a team-high eight scores (all over the last five games). Anderson is averaging 24.2 yards per grab, a figure that ranks second nationally. Sixth-year slot receiver **Drake Stoops** leads the squad with 36 catches and has 318 receiving yards and a career-high five TDs. Junior **Andre Anthony**, who transferred from Michigan in the offseason, racked up 27 catches for 429 yards (71.5 per game) and one touchdown before sustaining a season-ending injury against Texas. He averaged 15.9 yards per reception. OU's other receiving touchdowns have come from sophomore **Jayden Gibson** (seven catches for 176 yards and two scores), sophomore **Gavin Freeman** (14 catches for 72 yards), junior tight end **Blake Smith** (two catches for 30 yards) and running back Major (12 catches for 73 yards).

► Freshman **Jaquaize Pettaway** was a consensus top-100 national player in the 2023 recruiting class (ranked No. 43 by ESPN) and ranks seventh on the team with 11 receptions (70 yards, no TDs). His nine receptions against Arkansas State in the season opener tied the OU single-game freshman record.

REVAMPED OFFENSIVE LINE

► Oklahoma lost three starting offensive linemen from 2022 in first-round NFL Draft pick **Anton Harrison** (left tackle), third-round selection **Wanya Morris** (right tackle) and four-year starter **Chris Murray** (right guard), but the Sooners are not without talent and experience among their 2023 group. Redshirt senior guard **McKade Mettauer** has started 47 of his 49 career games, including 19 of OU's 20 the last two seasons, and senior **Andrew Raym** has been the Sooners' starter at center since the start of the 2021 campaign (24 career starts). Redshirt junior **Tyler Guyton** made five starts in 2022 and has started all seven games this year at right tackle. Redshirt senior **Walter Rouse** is an offseason transfer who played in 40 games at Stanford over the last four seasons and made 39 starts at left tackle. He has started all seven games at left tackle this year. Redshirt sophomore guard **Savion Byrd** saw action in 10 games last season, including the Cheez-It Bowl vs. Florida State (first career start), and started the first three games of 2023.

► Redshirt sophomore **Troy Everett** arrived in June from Appalachian State and has also seen playing time in the middle of the line, including his first three OU starts (against Cincinnati, Iowa State and Texas at left guard). Everett played in 13 contests over the last two seasons, including 10 last year (six starts at center). He was a second-team freshman All-American last year by The Athletic.

► Freshman **Cayden Green**, who began the year as a reserve tackle and made the move to guard a few weeks ago, has seen his playing time increase of late. He entered the Texas contest with 9:27 left in the second quarter and played left guard the rest of the day before starting this past Saturday vs. UCF.

NOTING THE NEWBIES

► After adding 47 new players to the program last season, Oklahoma welcomed 65 newcomers for 2023, **Brent Venables'** second season as head coach. Forty of those 65 newcomers are scholarship players. That means 52% of OU's 2023 roster is comprised of first-year Sooners. Ninety-nine of OU's 125 players (79%) are first- or second-year Sooners, with 64 of them on scholarship. Only 26 of 116 players on OU's 2021 end-of-year roster are on the 2023 roster.

► OU hit the transfer portal with frequency in the offseason, adding 21 players for 2023 who transferred from four-year schools. Among the 16 scholarship transfers, nine are on defense and seven on offense. The 21 total transfers played in 447 collective games at their previous schools and made 214 starts.

► Forty-two first-year Sooners have seen the field this season, including 23 true freshmen.

FIRST-TIME STARTERS

► Forty-seven players have made their first appearance in an Oklahoma uniform this season, and 18 players (10 defensive, eight offensive) have made their first OU starts this year. The first-time OU starters have been redshirt senior DE **Rondell Bothroyd**, redshirt senior OL **Walter Rouse**, sophomore LB **Jaren Kanak** and sophomore DB **Gentry Williams** (seven starts each), redshirt senior DL **Jacob Lacey** and junior WR **Andre Anthony** (six starts each), sophomore LB **Dasan McCullough** (four starts), redshirt senior DB **Reggie Pearson** and redshirt sophomore OL **Troy Everett** (three starts each), redshirt senior DB **Justin Harrington** and redshirt senior DL **Da'Jon Terry** (two starts each), and redshirt senior DE **Trace Ford**, redshirt senior OL

MOST CONFERENCE TITLES

Oklahoma leads all of college football with its 50 conference championships.

PROGRAM	TITLES
Oklahoma	50
Nebraska	46
Michigan	44
Ohio State	39
USC	37

CFP APPEARANCES

Oklahoma has made four appearances in the nine-year history of the College Football Playoff, all in the last eight seasons.

PROGRAM	CFPs
Alabama	7
Clemson	6
Ohio State	5
Oklahoma	4
Georgia	3

2023 HONORS

BRENT VENABLES (HEAD COACH)

Dodd Trophy Coach of the Week (10/9)

ADEPOJU ADEBAWORE (FR., DL)

Shaun Alexander Freshman of the Year Award Watch List

NIC ANDERSON (R-FR., WR)

Big 12 Newcomer of the Week (9/18)

JOVANTAE BARNES (SO., RB)

Doak Walker Award Watch List

PEYTON BOWEN (FR., DB)

Midseason True Freshman All-American (On3)
Shaun Alexander Freshman of the Year Award Watch List

ETHAN DOWNS (JR., DL)

All-Big 12 First Team
Chuck Bednarik Award Watch List
Lombardi Award Watch List
Wuerffel Trophy Watch List

LUKE ELZINGA (R-SR., P)

Ray Guy Award Watch List

JALIL FAROOQ (JR., WR)

Paul Hornung Award Player of the Week (10/10)

GAVIN FREEMAN (SO., WR)

Big 12 Special Teams Player of the Week (9/4)

DILLON GABRIEL (R-SR., QB)

Maxwell Award Player of the Week (10/10)
Walter Camp National Offensive POW (10/10)
Davey O'Brien QB of the Week (10/10)
Big 12 Offensive Player of the Week (9/18, 10/9)
Maxwell Award Watch List
Davey O'Brien Award Watch List
Manning Award Watch List
Johnny Unitas Golden Arm Award Top 25

JONAH LAULU (R-SR., DL)

Polynesian College Football Player of the Year Award Watch List

WALTER ROUSE (R-SR., OL)

Outland Trophy Player of the Week (10/10)

AUSTIN STOGNER (R-SR., TE)

John Mackey Award Watch List

DRAKE STOOPS (R-SR., WR)

William V. Campbell Trophy Semifinalist

DANNY STUTSMAN (JR., LB)

Midseason All-American (AP, The Athletic, CBS Sports, ESPN, FOX Sports, USA Today)
Big 12 Defensive Player of the Week (9/11)
Walter Camp National Defensive POW (9/10)
Chuck Bednarik Award Watch List
Bronko Nagurki Trophy Watch List
Butkus Award Watch List

JASIAH WAGONER (FR., DB)

Shaun Alexander Freshman of the Year Award Watch List

Caleb Shaffer, junior RB **Tawee Walker**, redshirt freshman WR **Nic Anderson**, redshirt freshman RB **Gavin Sawchuk**, freshman DB **Peyton Bowen** and freshman OL **Cayden Green** (one start each).

OU'S BIG 12 DOMINATION

► OU's 14 Big 12 titles are 11 more than the program with the next most. Baylor, Kansas State and Texas have each won three Big 12 championships and are followed by Nebraska (two) and Colorado, Oklahoma State, TCU and Texas A&M (one each). Colorado and Nebraska left the Big 12 after the 2010 season and Texas A&M departed after the 2011 campaign.

► Oklahoma's win over Iowa State in the 2020 Big 12 Championship resulted in the Sooners' sixth straight Big 12 title and 14th since 2000 (no other program has won more than two during the span). For perspective, the two Power Five programs with the next most conference titles this millennium are Ohio State (11 in Big Ten) and Oregon (eight in Pac-10/Pac-12).

► Since 2010, OU has won eight Big 12 titles and is followed by Baylor (three), Kansas State (two), Oklahoma State and TCU (one each).

► Since 2000, OU has won more Big 12 championships (14) than it has lost home games (13).

► Oklahoma is 61-14 (.813) in regular season Big 12 play since the start of the 2015 season. Oklahoma State ranks second during that period (.49-27; .645), TCU third (.44-33; .571), Texas fourth (.41-34; .547) and Kansas State fifth (.40-36; .526).

► Oklahoma is the only program to win at least three straight Big 12 titles, and it has done so twice (2006-08 and 2015-20). Baylor (2013-14) is the only other program to win two Big 12 championships in a row.

► Every OU freshman class from 1999-2020 has won at least one Big 12 title and all but the 2011 and 2020-22 freshman classes have won at least two. The 2015, 2016 and 2017 freshman classes each won four Big 12 titles.

HEISMAN U

► Quarterbacks **Baker Mayfield** and **Kyler Murray** became Oklahoma's sixth and seventh Heisman Trophy winners in 2017 and '18, respectively, moving the Sooners into a tie with Notre Dame and Ohio State for the most Heisman winners (USC now has seven as well). Other OU winners were QBs **Sam Bradford** (2008) and **Jason White** (2003), and RBs **Billy Sims** (1978), **Steve Owens** (1969) and **Billy Vessels** (1952).

► Quarterback **Jalen Hurts** was the 2019 Heisman Trophy runner-up and became Oklahoma's 11th Heisman finalist, tied with Alabama for most of any school (finalists were first named in 1982). Miami (Fla.) and Ohio State rank third with nine finalists and Florida ranks fifth with eight.

► OU boasts a nation-leading 10 Heisman finalists in the last 23 years (since 2000). Alabama ranks second with nine, Ohio State ranks third with six and Stanford is fourth with five.

► Oklahoma is the only program to ever produce five Heisman finalists in a four-year period (Hurts in 2019 [runner-up], Murray in 2018 [won], Mayfield in 2017 [won] and Mayfield [finished third] and receiver **Dede Westbrook** [finished fourth] in 2016). With Mayfield's and Murray's wins, OU is the only program to produce different quarterback winners in consecutive seasons.

► Oklahoma has produced four Heisman Trophy winners in the last 20 years. Only four other programs have produced four winners ever (Notre Dame, Ohio State and USC [seven each] and Alabama [four]).

► An OU quarterback finished in the top four of Heisman voting five consecutive years (Mayfield fourth in 2015, third in 2016 and first in 2017; Murray first in 2018; Hurts second in 2019).

COLLEGE FOOTBALL'S BEST

► During the modern era of college football (since the end of World War II), the Sooners are the nation's No. 1 team with more wins (697) than any other program (next most is 664 by Alabama).

► Oklahoma has finished in the top 5 of the AP poll a nation-leading 33 times (Ohio State is second with 30).

► OU leads all FBS programs with 50 all-time conference championships. The rest of the top five includes Nebraska (46), Michigan (44), Ohio State (39) and USC (37). The Sooners' 14 league titles since 2000 are the most among Power Five programs (Ohio State ranks second with 11).

► No program has more all-time 11-win seasons than Oklahoma's 27. And since the start of the 2000 season, OU and Ohio State have produced a nation-leading 18 campaigns of at least 10 wins.

► Since former head coach **Bob Stoops** arrived in Norman in 1999, OU leads the country with its 12,538 points scored, which is 587 more than second-place Boise State (11,925) and 938 more than third-place Oregon (11,600).

► OU's 80 consensus All-Americans since 1950 are the most nationally (Alabama ranks second with 75 and Ohio State third with 72). Since 2000, the Sooners have produced 30 consensus All-Americans, second only to Alabama.

BIG 12 CHAMPIONSHIPS WON

SCHOOL	TOTAL	YEARS
Oklahoma	14	('00, '02, '04, '06-08, '10, '12, '15-20)
Baylor	3	('13-14, '21)
Kansas State	3	('03, '12, '22)
Texas	3	('96, '05, '09)
Nebraska	2	('97, '99)
Colorado	1	('01)
Oklahoma State	1	('11)
TCU	1	('14)
Texas A&M	1	('98)

FOLLOW THE LEADER

Oklahoma leads all FBS programs in the following categories:

- Heisman Trophy winners (7; tied)
- Conference championships (50)
- Conference titles since 2000 (14)
- 11-plus win seasons (27)
- 10-plus win seasons since 2000 (18; tied)
- AP top-five finishes (33)
- Wins since end of World War II (697)
- Consensus All-Americans since 1950 (80)
- Heisman finalists since 2000 (10)
- Points scored since 1999 (12,538)
- No. 1 overall NFL Draft picks since 2010 (3)
- Current consecutive years with at least four NFL Draft picks (16)

GAYLORD FAMILY OKLAHOMA MEMORIAL STADIUM



OU's \$160 million stadium renovation and modernization project bowled in the south end of the facility and added premium seating and a 62-foot-by-38-foot video board.

OKLAHOMA'S PALACE ON THE PRAIRIE

- Gaylord Family — Oklahoma Memorial Stadium, one of America's most recognized college football cathedrals, is hosting football games for the 99th year this season. Situated on the east side of the Norman campus, this historical facility is the largest sports arena in the state and ranks among the 18 largest on-campus facilities in the nation.
- In 1921, University of Oklahoma students started a movement for construction of a student union. By 1925, the idea had grown to include a combined football stadium/student union. In the original architect's drawings, the north end of the proposed structure was strikingly similar to the present Oklahoma Memorial Union, which eventually was constructed separately when head coach and athletics director Bennie Owen suggested it would be best to raise funds for a union and a stadium.
- The field is named Owen Field after Owen, who became a charter member of the National Football Hall of Fame. The first game played at the site took place Oct. 20, 1923 (a 63-7 win over Washington, Mo.).
- In 1925, the first contest was played in front of the new stands on the west side of the field. The 16,000-seat Oklahoma Memorial Stadium, named in honor of University personnel who died in World War I, was erected at a cost of approximately \$293,000.
- Expansions increased the stadium's capacity to 32,000 (1929), 55,000 (1949), 61,836 (1957), 71,187 (1975), 75,004 (1980), 72,765 (1998), 82,112 (2003) and 83,489 (2016). With last year's widening of aisles and some seats, capacity dropped to 80,126.
- In July, 1970 the original natural grass surface was removed and artificial turf was installed. That tartan turf was replaced with super turf before the 1981 season. Owen Field returned to grass in 1994.

RECENT RENOVATION

- The OU Board of Regents approved a proposal from OU Athletics on June 25, 2014, to proceed with the development of plans and projects for a major renovation and modernization of the stadium at an estimated cost of \$160 million. The project was carried out entirely from Athletics Department-generated capital funds, bond funds and other private sources.
- The first phase of the building project was completed prior to the 2016 home opener with a focus on the south end zone. The most visible aspect is a completed south end zone seating bowl, a feature that initially increased the seating capacity to 83,489. The addition of handrails and some seat and aisle widening in 2019 reduced capacity to 80,126.
- The seating bowl features an expanded concourse, additional restrooms and concessions, and other amenities. The new structure features 22 suites, 60 open-air loge boxes and 1,976 club seats. Club patrons also benefit from two new clubs.
- Among the most unique features of the new south end zone facility are a pair of open-air fan plazas, one each in the southwest and southeast corners. They each measure at slightly more than 3,000 square feet each and feature a view directly to the game field.
- All student-athlete services in the new building were moved to the ground floor. That space, completed this past summer, includes a new locker room, strength and conditioning area, training room, nutrition center, meeting rooms and the equipment operation. The third floor of the building houses all of the football offices and the team's video department.
- The weight room nearly tripled in size to 26,600 square feet and includes a 70-yard turfed, indoor speed and agility training area. The athletic training room also grew substantially to nearly 10,000 square feet.
- A significantly larger and more detailed video board has replaced the old video board above the north end zone for 2018. The new board is 62 feet x 38 feet (2,356 square feet).

STADIUM QUICK FACTS

First Game:	Oct. 17, 1925 (beat Drake 7-0)
OU's Stadium Record:	416-86-15 (.819)
Capacity:	80,126
Surface:	Natural Grass
Record Crowd:	88,308 (11/11/17 vs. TCU)
Field Name:	Owen Field
First Game:	Oct. 20, 1923 (beat Washington [Mo.] 62-7)
OU's Owen Field Record:	419-90-16 (.813)

OU'S STADIUM BESTS

INDIVIDUAL

Rushing Yards:	427, Samaje Perine vs. Kansas, 2014
Passing Yards:	500, Landry Jones vs. Okla. State, 2012
Receiving Yards:	208, Ryan Broyles vs. Colorado, 2010
Tackles:	28, Kenneth Murray vs. Army, 2018
Interceptions:	3 (three players)
Sacks:	5, Cedric Jones vs. Texas Tech, 1994

TEAM

Rushing Yards:	768 vs. Kansas State, 1988
Passing Yards:	512 vs. Oklahoma State, 2012
Total Yards:	829 vs. Kansas State, 1988
Points:	79 vs. North Texas, 2007
First Downs:	44 vs. Oklahoma State, 2012



BRENT VENABLES

NAMED OU'S 23RD HEAD COACH DEC. 5, 2021 • FORMER K-STATE/OKLAHOMA/CLEMSON ASSISTANT THREE NATIONAL CHAMPIONSHIPS (ONE WITH OKLAHOMA, TWO WITH CLEMSON) EIGHT NATIONAL CHAMPIONSHIP GAME APPEARANCES • COACHED IN 33 BOWL GAMES 13 CONFERENCE CHAMPIONSHIPS • THREE-TIME BROYLES AWARD FINALIST (2016 WINNER)

A former 13-year University of Oklahoma assistant coach who won a national championship with the Sooners and two more with Clemson University during an ultra-successful 10-year stint as defensive coordinator, Brent Venables was named OU's 23rd head football coach Dec. 5, 2021.

The 52-year-old Venables served as co-defensive coordinator and linebackers coach at Oklahoma from 1999-2003 and as associate head coach, defensive coordinator and linebackers coach from 2004-11 under former head coach Bob Stoops. Venables has coached in eight national championship games between his time at OU and Clemson, winning titles with the Sooners in 2000 and Tigers in 2016 and 2018. In 26 years as a full-time assistant coach, Venables' teams produced 26 winning seasons, won 13 conference titles, went to 30 bowl games (includes four College Football Playoff National Championship games) and won at least 10 games 22 times.

After joining Clemson prior to the 2012 season, Venables constructed one of the nation's top defenses. From 2012-2021, the Tigers ranked first nationally in sacks (445; next most was 392) and opponent third-down conversion percentage (30.2%), second in opponent pass efficiency rating (111.1) and takeaways (244; tied), third in scoring defense (17.8 ppg) and opponent completion percentage (53.3), fourth in total defense (311.4 ypg) and pass defense (190.5 ypg), fifth in interceptions (148) and sixth in rushing defense (120.9 ypg). They won conference titles each year from 2015-20.

Since 2000, Venables has coached eight national award winners and 16 consensus All-Americans. In that time, 57 defensive players under his guidance have been selected in the NFL Draft (12 first-rounders), including 15 linebackers, two of whom were first-round picks.

As a defensive coordinator and linebackers coach, Venables produced winners of three Butkus Awards (OU's Rocky Calmus in 2001 and Teddy Lehman in 2003, and CU's Isaih Simmons in 2019), two Nagurski Awards (OU's Roy Williams in 2001 and Derrick Strait in 2003), two Thorpe Awards (Williams in 2001 and Strait in 2003) and one Bednarik Award (Lehman in 2003). And in 2018, Clemson defensive tackle Christian Wilkins became the school's first winner of William V. Campbell Trophy, also known as the "Academic Heisman."

Venables has received national accolades for his coaching and recruiting. He received the Frank Broyles Award in 2016 as the nation's top assistant coach after being named a finalist in 2015. He was named FootballScoop's Defensive Coordinator of the Year in 2014 and Rivals.com's Recruiter of the Year in 2015.

Venables' defensive units were remarkably consistent during his 10 years with the Tigers. Each of his last eight Clemson defenses ranked in the top 15 nationally in yards allowed and seven of the last eight ranked in the top 20 in points allowed. Over his last eight years there, his units ranked first (in 2014), 10th, eighth, fourth, fifth, sixth, 15th and ninth (in 2021) in total defense. Additionally, his units ranked first or second in the ACC in total defense each of his last eight years (ranked first in six of those seasons).

Under Venables' tutelage in 2021, Clemson ranked second nationally in scoring defense (15.0 ppg) and red zone defense (62.1 conversion percentage), fourth in sacks (3.4 per game), eighth in rushing defense (98.8 ypg) and ninth in total defense (308.4 ypg).

Venables' 2020 Clemson defense tied for the national lead with 46 sacks, despite no player producing more

THE VENABLES FILE

Hometown.....Salina, Kan.
 High School.....Salina South, 1989
 College.....Kansas State, 1992
 Family.....Wife, Julie
Sons, Jake and Tyler
Daughters, Laney and Addie

AS AN ASSISTANT COACH

Years.....26
 Combined Record.....290-57
 Conference Championships.....13
 National Championships.....3
 National Championship Game Appearances.....8

than 4.5 sacks individually. His 2019 unit allowed fewer than 300 yards of total offense in each of its first 12 games of the season, the first defense nationally since at least 1996 to accomplish that feat. Clemson held 16 straight opponents to 20 or fewer points across the 2018-19 seasons, the best streak at the school since the 1937-40 seasons.

Clemson's 2018 squad led the nation in scoring defense (13.1 ppg) for the first time in school history and set a program record by recording 54 sacks.

Venables' Clemson defenses ranked among the top 10 nationally in sacks each year from 2014-21 and ranked in the top 10 in tackles for loss from 2013-20. The units led the nation in TFLs every year from 2013-16.

From 1999-2011, Venables helped OU to the 2000 national championship, three other national championship game appearances (2003, '04 and '08) and seven Big 12 titles. He was a finalist for the Broyles Award in 2006 when the Sooners led the Big 12 in total defense and scoring defense.

Oklahoma linebackers under Venables earned three Big 12 Defensive Player of the Year awards, five Big 12 Defensive Newcomer of the Year accolades and six first-team All-America honors. Ten of his OU linebackers — and 31 defensive players overall — were taken in the 2000-12 NFL Drafts.

While Venables was an Oklahoma assistant, the Sooners ranked among the top 16 nationally in total defense eight times (including each year from 2000-06) and among the top 20 in scoring defense eight times. OU led the Big 12 in scoring defense on four occasions (2000, '04, '06 and '11) and topped the conference in total defense three times (2003, '04, and '06).

Prior to joining Stoops' first staff at OU, Venables coached linebackers at Kansas State (1996-98), serving as defensive running game coordinator in 1998, and was a graduate assistant at K-State under Bill Snyder from 1993-95.

As a player at Kansas State (1991-92), Venables earned honorable mention All-Big Eight honors in 1992 after registering 124 tackles. He began his collegiate playing career at Garden City (Kan.) Community College (1989-90), where he earned All-America honors after recording 276 tackles and was inducted into the school's athletics hall of fame in April 2023.

A native of Salina, Kan., Venables received his bachelor's degree in political science from Kansas State in 1992. He and his wife Julie have four children: sons Jake and Tyler and daughters Laney and Addie.

COACHING HISTORY

2022-: Oklahoma
 Head Coach
2018-21: Clemson
 Associate Head Coach, Defensive
Coordinator, Linebackers
 2012-17: Clemson
Defensive Coordinator, Linebackers
 2004-11: Oklahoma
Associate Head Coach, Defensive
Coordinator, Linebackers
1999-03: Oklahoma
 Co-Defensive Coordinator, Linebackers
1998: Kansas State
 Linebackers/Defensive Run Game Coord.
1996-97: Kansas State
 Linebackers
1993-95: Kansas State
 Graduate Assistant

BOWLS COACHED (33)

Year	Bowl	School
2022	Cheez-It	Oklahoma
2020	Sugar (CFP)	Clemson
2019	CFP NCG	Clemson
2019	Fiesta (CFP)	Clemson
2018	CFP NCG	Clemson
2018	Cotton (CFP)	Clemson
2017	Sugar (CFP)	Clemson
2016	CFP NCG	Clemson
2016	Fiesta (CFP)	Clemson
2015	CFP NCG	Clemson
2015	Orange (CFP)	Clemson
2014	Russell Athletic	Clemson
2013	Orange	Clemson
2012	Chick-fil-A	Clemson
2011	Insight	Oklahoma
2010	Fiesta	Oklahoma
2009	Sun	Oklahoma
2008	BCS NCG	Oklahoma
2007	Fiesta	Oklahoma
2006	Fiesta	Oklahoma
2005	Holiday	Oklahoma
2004	Orange (BCS NCG)	Oklahoma
2003	Sugar (BCS NCG)	Oklahoma
2002	Rose	Oklahoma
2001	Cotton	Oklahoma
2000	Orange (BCS NCG)	Oklahoma
1999	Independence	Oklahoma
1998	Alamo	Kansas State
1997	Fiesta	Kansas State
1996	Cotton	Kansas State
1995	Holiday	Kansas State
1994	Aloha	Kansas State
1993	Copper	Kansas State

OKLAHOMA COACHING STAFF



Brent Venables
Head Coach



Jeff Lebby
Offensive Coordinator/
Quarterbacks



Ted Roof
Defensive Coordinator/
Linebackers



Todd Bates
Associate Head Coach/Co-De-
fensive Coord./Run Defense/
Defensive Tackles



Bill Bedenbaugh
Offensive Line



Miguel Chavis
Defensive Ends




Joe Jon Finley
Tight Ends



Brandon Hall
Safeties



Emmett Jones
Passing Game Coordinator/
Wide Receivers



DeMarco Murray
Running Backs



Jay Valai
Co-Defensive Coordinator/
Pass Defense/Cornerbacks and
Nickelbacks



Jerry Schmidt
Director of Sports
Enhancement and Strength
and Conditioning

DEPTH CHART (As of UCF Game)

OFFENSE

QB	8	Dillon Gabriel (5-11, 204, R-Sr.)
	10	Jackson Arnold (6-1, 216, Fr.)
	14	General Booty (6-2, 191, R-So.)
RB	24	Marcus Major (6-0, 219, R-Sr.) OR
	29	Tawee Walker (5-9, 216, Jr.)
	2	Jovantae Barnes (6-0, 207, So.) OR
	27	Gavin Sawchuk (5-11, 195, R-Fr.)
TE	81	Austin Stogner (6-6, 258, Sr.^)
	16	Blake Smith (6-4, 256, R-Jr.)
	80	Josh Fanuiel (6-3, 251, R-So.) OR
	19	Kade McIntyre (6-3, 225, Fr.)
WR	4	Nic Anderson (6-4, 207, R-Fr.)
	6	LV Bunkley-Shelton (5-11, 197, R-Jr.) OR
	1	Jayden Gibson (6-5, 196, So.)
LT	75	Walter Rouse (6-6, 323, R-Sr.)
	76	Jacob Sexton (6-6, 327, So.)
LG	52	Troy Everett (6-3, 294, R-So.) OR
	70	Cayden Green (6-5, 316, Fr.)
	69	Nate Anderson (6-4, 309, R-Jr.)
C	73	Andrew Raym (6-4, 305, Sr.)
	52	Troy Everett (6-3, 294, R-So.)
RG	53	Caleb Shaffer (6-5, 344, R-Sr.)
	59	Savion Byrd (6-5, 296, R-So.)
RT	60	Tyler Guyton (6-7, 328, R-Jr.)
	79	Jake Taylor (6-6, 309, So.)
	55	Aaryn Parks (6-4, 301, R-Jr.)
SLOT	12	Drake Stoops (5-10, 189, R-Sr.^)
	82	Gavin Freeman (5-8, 185, So.)
	17	Jaquai Pettaway (5-10, 187, Fr.)
WR	3	Jalil Farooq (6-1, 208, Jr.)
	15	Brenen Thompson (5-9, 159, So.)

DEFENSE

DE	80	Rondell Bothroyd (6-3, 273, R-Sr.^)
	32	R Mason Thomas (6-2, 239, So.)
	34	Adepoju Adebawore (6-4, 240, Fr.)
DT	54	Jacob Lacey (6-1, 282, R-Sr.) OR
	8	Jonah Laulu (6-5, 289, R-Sr.^) OR
	88	Jordan Kelley (6-4, 297, R-Sr.^)
	56	Gracen Halton (6-2, 283, So.) OR
	96	Davon Sears (6-2, 283, R-Sr.)
NT	94	Isaiah Coe (6-2, 311, R-Sr.) OR
	95	Da'Jon Terry (6-3, 321, R-Sr.)
	44	Kelvin Gilliam (6-3, 295, R-So.) OR
	55	Ashton Sanders (6-1, 281, Fr.)
DE	40	Ethan Downs (6-4, 265, Jr.) OR
	30	Trace Ford (6-2, 252, R-Sr.)
	14	Reggie Grimes (6-4, 278, Sr.) OR
	33	Marcus Stripling (6-3, 246, Sr.^)
MIKE	90	Taylor Wein (6-4, 248, Fr.)
	7	Jaren Kanak (6-2, 228, So.)
	42	Konnor Near (6-1, 231, R-Sr.)
WILL	11	Kobie McKinzie (6-2, 238, R-Fr.)
	28	Danny Stutsman (6-4, 236, Jr.)
	10	Kip Lewis (6-1, 206, R-Fr.)
	20	Lewis Carter (6-0, 215, Fr.) OR
CHEETAH	13	Shane Whitter (6-0, 226, R-Jr.)
	15	Kendel Dolby (5-11, 181, Jr.) OR
	13	Shane Whitter (6-0, 226, R-Jr.)
CB	9	Gentry Williams (6-0, 182, So.)
	6	Makari Vickers (6-1, 192, Fr.)
	19	Jacobe Johnson (6-2, 197, Fr.)
SS	2	Billy Bowman (5-10, 192, Jr.)
	22	Peyton Bowen (6-0, 198, Fr.)
	25	Daeh McCullough (6-1, 181, Fr.)
FS	12	Key Lawrence (6-1, 206, Sr.) OR
	21	Reggie Pearson (5-10, 197, R-Sr.^)
	3	Robert Spears-Jennings (6-1, 214, So.)
CB	5	Woodi Washington (5-11, 192, R-Sr.)
	23	Jasiah Wagoner (5-11, 172, Fr.) OR
	26	Kani Walker (6-2, 203, R-So.)

SPECIALISTS

K	34	Zach Schmit (5-10, 192, R-Jr.)
	46	Gavin Marshall (6-1, 193, R-Fr.)
	43	Redi Mustafaraj (6-2, 210, R-So)
P	36	Josh Plaster (6-0, 194, R-Sr.) OR
	48	Luke Elzinga (6-4, 212, R-Sr.)
	31	Ashton Logan (6-2, 217, R-Fr.)
KO	34	Zach Schmit (5-10, 192, R-Jr.)
	46	Gavin Marshall (6-1, 193, R-Fr.)
	36	Josh Plaster (6-0, 194, R-Sr.)

KR	3	Jalil Farooq (6-1, 208, Jr.) OR
	2	Billy Bowman (5-10, 192, Jr.) OR
	22	Peyton Bowen (6-0, 198, Fr.)
PR	82	Gavin Freeman (5-8, 185, So.) OR
	6	LV Bunkley-Shelton (5-11, 197, R-Jr.)
	12	Drake Stoops (5-10, 189, R-Sr.^)
LS	50	Ben Anderson (6-5, 234, R-Fr.)
	58	Ethan Lane (5-11, 232, R-Jr.)
	87	Jason Llewellyn (6-5, 255, So.)

H	36	Josh Plaster (6-0, 194, R-Sr.)
	48	Luke Elzinga (6-4, 212, R-Sr.)

^ Indicates "super senior" (was also a senior in 2022)

CAREER HIGHS

#34 DL ADEPOJU ADEBAWORE

Tackles:.....3 at Tulsa (9/16/23)
 TFL:.....2.5 at Tulsa (9/16/23)
 Sacks:.....1.0 at Tulsa (9/16/23)
 INT:.....N/A
 PBU:.....N/A

#10 QB JACKSON ARNOLD

Comp:.....11 vs. Arkansas State (9/2/23)
 Att:.....11 vs. Arkansas State (9/2/23)
 Pass Yds:.....114 vs. Arkansas State (9/2/23)
 Pass TDs:.....1 (2x) MR: at Tulsa (9/16/23)
 Rush:.....5 vs. Arkansas State (9/2/23)
 Rush Yds:.....39 vs. Arkansas State (9/2/23)
 Rush TDs:.....1 vs. Arkansas State (9/2/23)

#4 WR NIC ANDERSON

Rec:.....5 vs. UCF (10/21/23)
 Yards:.....120 at Tulsa (9/16/23)
 TDs:.....3 at Tulsa (9/16/23)

#5 WR ANDREL ANTHONY (*AT MICHIGAN)

Rec:.....7 (2x) MR: at Cincinnati (9/23/23)
 Yards:.....*155 at Michigan State (10/30/21)
 TDs:.....*1 (3x[2x*]) MR: vs. SMU (9/9/23)

#2 RB JOVANTAE BARNES

Rush:.....27 vs. Florida State (12/29/22)
 Yards:.....108 vs. Florida State (12/29/22)
 TDs:.....2 (2x) MR: vs. Kansas (10/15/22)

#11 QB DAVIS BEVILLE (*AT PITT)

Comp:.....*14 vs. Michigan State (12/30/21)
 Att:.....*18 vs. Michigan State (12/30/21)
 Pass Yds:.....*149 vs. Michigan State (12/30/21)
 Pass TDs:.....*1 vs. Michigan State (12/30/21)
 Rush Yds:.....13 at Nebraska (9/17/22)
 Rush TDs:.....N/A

#80 DL RONDELL BOTHROYD (*AT WAKE FOREST)

Tackles:.....*10 at Army (10/23/21)
 TFL:.....*2.5 at North Carolina (11/6/21)
 Sacks:.....*2.0 vs. Boston College (10/22/22)
 INT:.....N/A
 PBU:.....*1 (3x) MR: at Boston College (10/22/22)
 Blocks:.....N/A

#22 DB PEYTON BOWEN

Tackles:.....5 (2x) MR: vs. Texas (10/7/23)
 TFL:.....1.0 vs. UCF (10/21/23)
 Sacks:.....1.0 vs. UCF (10/21/23)
 INT:.....N/A
 PBU:.....2 at Tulsa (9/16/23)

#2 DB BILLY BOWMAN

Tackles:.....11 (2x) MR: vs. Texas (10/7/23)
 TFL:.....1.0 (3x) MR: vs. Florida State (12/29/22)
 Sacks:.....N/A
 INT:.....1 (5x) MR: vs. Iowa State (9/30/23)
 PBU:.....2 (2x) MR: vs. Kansas State (9/24/22)

#6 WR LV BUNKLEY-SHELTON (*AT ARIZ. STATE)

Rec:.....*4 (7x) MR: vs. Wisconsin (12/30/21)
 Yards:.....*76 vs. Colorado (9/25/21)
 TDs:.....*1 (2x) MR: vs. Washington St. (10/30/21)

#20 LB LEWIS CARTER

Tackles:.....1 (2x) MR: at Tulsa (9/16/23)
 TFL:.....0.5 at Tulsa (9/16/23)
 Sacks:.....N/A
 INT:.....N/A
 PBU:.....N/A

#94 DL ISAIAH COE

Tackles:.....5 vs. Oklahoma State (11/19/22)
 TFL:.....2.0 (3x) MR: vs. Oklahoma State (11/19/22)
 Sacks:.....1.0 (2x) MR: vs. UTEP (9/3/22)
 INT:.....N/A
 PBU:.....N/A
 Blocks:.....1 vs. Nebraska (9/18/21)

#15 DB KENDEL DOLBY

Tackles:.....5 at Cincinnati (9/23/23)
 TFL:.....N/A
 Sacks:.....N/A
 INT:.....1 (2x) MR: vs. Texas (10/7/23)
 PBU:.....N/A

#40 DL ETHAN DOWNS

Tackles:.....6 (2x) MR: vs. UCF (10/21/23)
 TFL:.....3.0 at West Virginia (11/12/22)
 Sacks:.....2.0 vs. Texas (10/7/23)
 INT:.....N/A
 PBU:.....1 (3x) MR: vs. Oklahoma State (11/19/22)

#3 WR JALIL FAROOQ

Rec:.....6 at Tulsa (9/16/23)
 Yards:.....130 vs. Texas (10/7/23)
 TDs:.....1 (7x) MR: at Tulsa (9/16/23)
 Rush:.....3 vs. Texas (10/7/23)
 Yards:.....13 vs. Texas (10/7/23)
 TDs:.....N/A

#30 DL TRACE FORD (*AT OKLA. STATE)

Tackles:.....4 (6x[5x*]) MR: at Tulsa (9/16/23)
 TFL:.....2.0 vs. UCF (10/21/23)
 Sacks:.....*1.0 (8x) MR: vs. Texas (10/22/22)
 INT:.....1 (2x[1x*]) MR: at Tulsa (9/16/23)
 PBU:.....*2 (4x[3x*]) MR: vs. UCF (10/21/23)

#82 WR GAVIN FREEMAN

Rush:.....3 at Iowa State (10/29/22)
 Yards:.....46 vs. UTEP (9/3/22)
 TDs:.....1 vs. UTEP (9/3/22)
 Rec:.....3 vs. UCF (10/21/23)
 Yards:.....41 vs. Kansas (10/15/22)
 TDs:.....1 vs. Arkansas State (9/2/23)

#8 QB DILLON GABRIEL (*AT UCF)

Comp:.....*35 at Memphis (10/17/20)
 Att:.....*51 vs. Tulsa (10/3/20)
 Pass Yds:.....*601 at Memphis (10/17/20)
 Pass TDs:.....6 at Texas Tech (11/26/22)
 Rush Yds:.....113 vs. Texas (10/7/23)
 Rush TDs:.....2 vs. Iowa State (9/30/23)

#1 WR JAYDEN GIBSON

Rec:.....2 (2x) MR: vs. Iowa State (9/30/23)
 Yards:.....54 vs. Arkansas State (9/2/23)
 TDs:.....1 vs. Arkansas State (9/2/23)

#44 DL KELVIN GILLIAM

Tackles:.....2 vs. W. Carolina (9/11/21)
 TFL:.....0.5 vs. Kent State (9/10/22)
 Sacks:.....N/A
 INT:.....N/A
 PBU:.....N/A

#9 WR D.J. GRAHAM

Tackles:.....6 (2x) MR: vs. Texas (10/8/22)
 TFL:.....1.0 vs. Baylor (12/5/20)
 Sacks:.....N/A
 INT:.....1 (2x) MR: vs. Nebraska (9/18/21)
 PBU:.....1 (5x) MR: at TCU (10/1/22)

#14 DL REGGIE GRIMES

Tackles:.....4 vs. Kent State (9/10/22)
 TFL:.....2.5 (2x) MR: vs. Kent State (9/10/22)
 Sacks:.....2.5 vs. UTEP (9/3/22)
 INT:.....N/A
 PBU:.....1 vs. TCU (10/16/21)

#56 DL GRACEN HALTON

Tackles:.....3 (2x) MR: at TCU (10/1/22)
 TFL:.....1.5 at Tulsa (9/16/23)
 Sacks:.....N/A
 INT:.....N/A
 PBU:.....N/A

#4 DB JUSTIN HARRINGTON

Tackles:.....8 at TCU (10/1/22)
 TFL:.....N/A
 Sacks:.....N/A
 INT:.....1 (2x) MR: vs. SMU (9/9/23)
 PBU:.....1 (2x) MR: at Nebraska (9/17/22)

#38 LB OWEN HEINECKE

Tackles:.....1 (2x) MR: vs. SMU (9/9/23)
 TFL:.....N/A
 Sacks:.....N/A
 INT:.....N/A
 PBU:.....N/A

#13 WR J.J. HESTER (*AT MISSOURI)

Rec:.....*3 vs. Army (12/22/21)
 Yards:.....*79 vs. Southeast Mo. State (9/18/21)
 TDs:.....1 (2x) MR: vs. North Texas (10/9/21)

#0 RB KALIB HICKS

Rush:.....3 vs. Arkansas State (9/2/23)
 Yards:.....14 vs. Arkansas State (9/2/23)
 TDs:.....1 vs. Arkansas State (9/2/23)

#19 DB JACOB JOHNSON

Tackles:.....2 vs. Arkansas State (9/2/23)
 TFL:.....N/A
 Sacks:.....N/A
 INT:.....N/A
 PBU:.....N/A

#7 LB JAREN KANAK

Tackles:.....13 vs. Texas (10/7/23)
 TFL:.....2.0 at Tulsa (9/16/23)
 Sacks:.....1.0 (2x) MR: vs. Texas (10/7/23)
 INT:.....N/A
 PBU:.....2 vs. SMU (9/9/23)

#88 DL JORDAN KELLEY

Tackles:.....6 vs. Oklahoma State (11/19/22)
 TFL:.....2.5 vs. Oklahoma State (11/19/22)
 Sacks:.....2.0 vs. Oklahoma State (11/19/22)
 INT:.....N/A
 PBU:.....N/A

#54 DL JACOB LACEY (*AT NOTRE DAME)

Tackles:.....*5 vs. California (9/17/22)
 TFL:.....*2.0 vs. California (9/17/22)
 Sacks:.....*2.0 vs. California (9/17/22)
 INT:.....N/A
 PBU:.....*1 (2020)

#8 DL JONAH LAULU (*AT HAWAII)

Tackles:.....*6 at Wyoming (11/7/20)
 TFL:.....*2.5 at SDSU (11/14/20)
 Sacks:.....*2.0 at UCLA (8/28/21)
 INT:.....1 vs. Oklahoma State (11/20/22)
 PBU:.....N/A

#12 DB KEY LAWRENCE (*AT TENNESSEE)

Tackles:..... 9 (3x) MR: vs. UCF (10/21/23)
 TFL:..... 2.0 at Kansas (10/23/21)
 Sacks:..... 1.0 vs. Iowa State (11/20/21)
 INT:..... 1 (3x) MR: at Cincinnati (9/23/23)
 PBU:..... 2 (2x) MR: vs. Kansas (10/15/22)

#10 LB KIP LEWIS

Tackles:..... 9 vs. SMU (9/9/23)
 TFL:..... 0.5 vs. Texas (10/8/22)
 Sacks:..... N/A
 INT:..... N/A
 PBU:..... N/A

#24 RB MARCUS MAJOR

Rush:..... 19 vs. Iowa State (9/30/23)
 Yards:..... 110 vs. Florida (12/30/20)
 TDs:..... 2 vs. UTEP (9/3/22)
 Rec:..... 4 vs. Iowa State (9/30/23)
 Yards:..... 24 (2x) MR: at Nebraska (9/17/22)
 TD:..... 1 (2x) MR: vs. SMU (9/9/23)

#1 LB DASAN McCULLOUGH (*AT INDIANA)

Tackles:..... *8 at Rutgers (10/22/22)
 TFL:..... *2.0 vs. Idaho (9/10/22)
 Sacks:..... *2.0 vs. Idaho (9/10/22)
 INT:..... N/A
 PBU:..... *2 vs. Maryland (10/15/22)

#19 TE KADE McINTYRE

Rec:..... 1 vs. Arkansas State (9/2/23)
 Yards:..... 26 vs. Arkansas State (9/2/23)
 TDs:..... N/A

#11 LB KOBIE McKINZIE

Tackles:..... 4 vs. Arkansas State (9/2/23)
 TFL:..... 1.0 vs. Arkansas State (9/2/23)
 Sacks:..... N/A
 INT:..... N/A
 PBU:..... N/A

#42 LB KONNOR NEAR (*AT FERRIS STATE)

Tackles: *9 (2x) MR: at Grand Valley St. (12/3/22)
 TFL:..... *3.0 at Grand Valley St. (12/3/22)
 Sacks: *1.0 (2x) MR: at Grand Valley St. (12/3/22)
 INT:..... N/A
 PBU:..... *1 (2x) at Grand Valley St. (12/3/22)

#24 LB SAMUEL OMOSIGHO

Tackles:..... 1 at Cincinnati (9/23/23)
 TFL:..... N/A
 Sacks:..... N/A
 INT:..... N/A
 PBU:..... N/A

#93 DL PHIL PAEA (*AT UTAH STATE)

Tackles:..... *4 at Air Force (9/18/21)
 TFL:..... *1.5 at San Jose State (11/13/21)
 Sacks:..... N/A
 INT:..... *1 vs. Weber State (9/10/22)
 PBU:..... *1 vs. UConn (8/27/22)

#21 DB REGGIE PEARSON (* AT WISCONSIN; * AT TEXAS TECH)

Tackles:..... *11 (2x) MR: vs. Oklahoma (11/26/22)
 TFL:..... ^2.0 vs. Illinois (10/19/19)
 Sacks:..... N/A
 INT:..... *1 (2x) MR: vs. Texas (9/24/22)
 PBU:..... *2 vs. Iowa State (11/13/21)

#17 WR JAQUAIZE PETTAWAY

Rec:..... 9 vs. Arkansas State (9/2/23)
 Yards:..... 56 vs. Arkansas State (9/2/23)
 TDs:..... N/A

#27 RB GAVIN SAWCHUK

Rush:..... 15 vs. Florida State (12/29/22)
 Yards:..... 100 vs. Florida State (12/29/22)
 TDs:..... 1 (3x) MR: vs. UCF (10/21/23)
 Rec:..... 2 (2x) MR: vs. UCF (10/21/23)
 Yards:..... 12 vs. UCF (10/21/23)
 TD:..... N/A

#96 DL DAVON SEARS (*AT TEXAS STATE)

Tackles:..... *4 (2x) MR: at S. Alabama (11/12/22)
 TFL:..... *1.0 (3x) MR: at S. Alabama (11/12/22)
 Sacks:..... *1.0 vs. FIU (9/10/22)
 INT:..... N/A
 PBU:..... *1 (2x) MR: at James Madison (10/1/22)

#16 WR BLAKE SMITH (*AT TEXAS A&M)

Rec:..... *2 at Auburn (11/12/22)
 Yards:..... 28 vs. Arkansas State (9/2/23)
 TDs:..... 1 vs. SMU (9/9/23)

#7 RB DAYLAN SMOTHERS

Rush:..... 7 vs. Arkansas State (9/2/23)
 Yards:..... 20 at Tulsa (9/16/23)
 TDs:..... N/A

#3 DB ROBERT SPEARS-JENNINGS

Tackles:..... 5 at West Virginia (11/12/22)
 TFL:..... 0.5 vs. Texas (10/8/22)
 Sacks:..... N/A
 INT:..... N/A
 PBU:..... N/A

#81 TE AUSTIN STOGNER

Rec:..... 6 vs. Texas (10/10/20)
 Yards:..... 83 vs. Kansas State (9/26/20)
 TDs:..... 1 at Baylor (11/16/19)

#12 WR DRAKE STOOPS

Rec:..... 8 at Tulsa (9/16/23)
 Yards:..... 93 vs. Kansas State (9/26/20)
 TDs:..... 2 at Tulsa (9/16/23)

#33 DL MARCUS STRIPLING

Tackles:..... 4 vs. Oregon (12/29/21)
 TFL:..... 2.0 vs. Oregon (12/29/21)
 Sacks:..... 1.5 vs. Kansas (11/7/20)
 INT:..... N/A
 PBU:..... N/A

#99 DL MARKUS STRONG

Tackles:..... 1 vs. Arkansas State (9/2/23)
 TFL:..... N/A
 Sacks:..... N/A
 INT:..... N/A
 PBU:..... N/A

#28 LB DANNY STUTSMAN

Tackles:..... 18 at Texas Tech (11/26/22)
 TFL:..... 4.0 vs. Kent State (9/10/22)
 Sacks:..... 1.0 (3x) MR: at Cincinnati (9/23/23)
 INT:..... 1 (3x) MR: at Tulsa (9/16/23)
 PBU:..... 1 (3x) MR: vs. Florida State (12/29/22)

#95 DL DA'JON TERRY (* AT KANSAS; * AT TENNESSEE)

Tackles:..... *4 (3x[1x]) MR: vs. Texas (10/7/23)
 TFL:..... *1.5 (2x[1x]) MR: vs. Texas (10/7/23)
 Sacks:..... *1.0 (4x[1x]) MR: vs. Texas (10/7/23)
 INT:..... N/A
 PBU:..... ^2 vs. Iowa State (10/31/20)

#32 DL R MASON THOMAS

Tackles:..... 2 (2x) MR: vs. Texas (10/8/22)
 TFL:..... 0.5 (2x) MR: at West Virginia (11/12/22)
 Sacks:..... 0.5 vs. UTEP (9/3/22)
 INT:..... N/A
 PBU:..... N/A

#15 WR BRENN THOMPSON (*AT TEXAS)

Rec:..... 2 vs. Iowa State (9/30/23)
 Yards:..... 62 vs. Iowa State (9/30/23)
 TDs:..... N/A

#6 DB MAKARI VICKERS

Tackles:..... 2 (2x) MR: vs. Iowa State (9/30/23)
 TFL:..... N/A
 Sacks:..... N/A
 INT:..... N/A
 PBU:..... 1 at Tulsa (9/16/23)

#26 DB KANI WALKER

Tackles:..... 5 vs. SMU (9/9/23)
 TFL:..... N/A
 Sacks:..... N/A
 INT:..... N/A
 PBU:..... 1 vs. SMU (9/9/23)

#29 RB TAWEE WALKER

Rush:..... 21 vs. SMU (9/9/23)
 Yards:..... 117 vs. SMU (9/9/23)
 TDs:..... 2 vs. Arkansas State (9/2/23)

#5 DB WOODI WASHINGTON

Tackles:..... 10 vs. LSU (12/28/19)
 TFL:..... 1.0 vs. Texas (10/7/23)
 Sacks:..... N/A
 INT:..... 2 at Okla. State (11/27/21)
 PBU:..... 1 (12x) MR: vs. Texas (10/7/23)

#13 LB SHANE WHITTER

Tackles:..... 5 vs. Kansas (11/7/20)
 TFL:..... 1.5 vs. West Virginia (9/25/21)
 Sacks:..... N/A
 INT:..... N/A
 PBU:..... 1 vs. Florida (12/30/20)

#9 DB GENTRY WILLIAMS

Tackles:..... 6 at Tulsa (9/16/23)
 TFL:..... 1.0 (4x) MR: vs. Iowa State (9/30/23)
 Sacks:..... N/A
 INT:..... 1 (3x) MR: vs. Iowa State (9/30/23)
 PBU:..... 1 vs. UCF (10/21/23)

THE LAST TIME...

INDIVIDUAL

Rushed 30 times

OU: 37, Samaje Perine vs. Oklahoma State (12/3/16)
Opp.: 30, Justice Hill, Oklahoma State (11/4/17)

Rushed 40 times

OU: 55, Steve Owens at Oklahoma State (11/29/69)
Opp.: 40, Ricky Williams, Texas (10/11/97)

Rushed 50 times

OU: 55, Steve Owens at Oklahoma State (11/29/69)
Opp.: Has not happened since at least 1996

Rushed for 100 yards

OU: 113, Dillon Gabriel vs. Texas (10/7/23)
Opp.: 101, RJ Harvey, UCF (10/21/23)

Quarterback rushed for 100 yards

OU: 113, Dillon Gabriel vs. Texas (10/7/23)
Opp.: 119, Garrett Greene, West Virginia (11/12/22)

Rushed for 200 yards

OU: 211, Eric Gray at West Virginia (11/12/22)
Opp.: 252, Pooka Williams, Kansas (11/17/18)

Rushed for 300 yards

OU: 427, Samaje Perine vs. Kansas (11/22/14)
Opp.: 331, Justin Crawford, West Virginia (11/19/16)

Rushed for 400 yards

OU: 427, Samaje Perine vs. Kansas (11/22/14)
Opp.: Never

Two 100-yard rushers

OU: 108, Jovantae Barnes and 100, Gavin Sawchuk vs. Florida State (12/29/22)
Opp.: 136, Kendre Miller and 116, Max Duggan, TCU (10/1/22)

Three 100-yard rushers

OU: 146, Trevor Knight, 144, Alex Ross & 110, Samaje Perine at Iowa State (11/1/14)
Opp.: Never

Had a 70-yard run from scrimmage

OU: 74, Caleb Williams vs. Iowa State (11/20/21)
Opp.: 75, Sony Michel, Georgia (1/1/18)

Had an 80-yard run from scrimmage

OU: 86, Kennedy Brooks vs. Kansas State (10/27/18)
Opp.: 81, D'Onta Foreman, Texas (10/10/15)

Had a 90-yard run from scrimmage

OU: 99, Abdul Adams at Baylor (9/23/17)
Opp.: 99, Eric Vann, Kansas (10/4/97)

Rushed for three touchdowns

OU: 3, Kennedy Brooks vs. Oregon (12/29/21)
Opp.: 4, Adrian Martinez, Kansas State (9/24/22)

Rushed for four touchdowns

OU: 4, Rodney Anderson vs. West Virginia (11/25/17)
Opp.: 4, Adrian Martinez, Kansas State (9/24/22)

Rushed for five touchdowns

OU: 5, Samaje Perine vs. Kansas (11/22/14)
Opp.: Never

Rushed for six touchdowns

OU: 6, Quentin Griffin vs. Texas (10/7/00)
Opp.: Never

Passed for 300 yards

OU: 366, Dillon Gabriel vs. Iowa State (9/30/23)
Opp.: 346, Quinn Ewers, Texas (10/7/23)

Passed for 400 yards

OU: 421, Dillon Gabriel at Tulsa (9/16/23)
Opp.: 418, Jordan Travis, Florida State (12/29/22)

Passed for 500 yards

OU: 598, Baker Mayfield at Oklahoma State (11/4/17)
Opp.: 539, Will Grier, West Virginia (11/23/18)

Attempted 40 passes

OU: 40, Dillon Gabriel at Texas Tech (11/26/22)
Opp.: 50, Tyler Shough, Texas Tech (11/26/22)

Attempted 50 passes

OU: 71, Landry Jones vs. Oklahoma State (11/24/12)
Opp.: 50, Tyler Shough, Texas Tech (11/26/22)

Attempted 60 passes

OU: 71, Landry Jones vs. Oklahoma State (11/24/12)
Opp.: 67, Spencer Sanders, Oklahoma State (11/19/22)

Threw three touchdown passes

OU: 3, Dillon Gabriel vs. UCF (10/21/23)
Opp.: 4, Jason Bean, Kansas (10/15/22)

Threw four touchdown passes

OU: 5, Dillon Gabriel at Tulsa (9/16/23)
Opp.: 4, Jason Bean, Kansas (10/15/22)

Threw five touchdown passes

OU: 5, Dillon Gabriel at Tulsa (9/16/23)
Opp.: 5, Casey Thompson, Texas (10/9/21)

Threw six touchdown passes

OU: 6, Dillon Gabriel at Texas Tech (11/26/22)
Opp.: 7, Joe Burrow, LSU (12/28/19)

Non-quarterback touchdown pass

OU: 2 yards, Michael Turk to Zach Schmit at Iowa State (10/29/22)
Opp.: 9 yards, Pooka Williams to Jeremiah Booker, Kansas (11/17/18)

Caught 10 passes

OU: 10, CeeDee Lamb vs. Texas (10/12/19)
Opp.: 10, Jordan Whittington, Texas (10/7/23)

Had 100 yards receiving

OU: 105, Nic Anderson vs. UCF (10/21/23)
Opp.: 134, Javon Baker, UCF (10/21/23)

Two 100-yard receivers

OU: 126, Jalil Farooq; 120, Nic Anderson; 112, Andre Anthony at Tulsa (9/16/23)
Opp.: 115, Jordan Whittington; 108, Xavier Worthy, Texas (10/7/23)

Three 100-yard receivers

OU: 126, Jalil Farooq; 120, Nic Anderson; 112, Andre Anthony at Tulsa (9/16/23)
Opp.: Has not happened since at least 1996

Had 150 yards receiving

OU: 162, Marvin Mims at Texas Tech (11/26/22)
Opp.: 202, Johnny Wilson, Florida State (12/29/22)

Had 200 yards receiving

OU: 243, Marquise Brown at West Virginia (11/23/18)
Opp.: 202, Johnny Wilson, Florida State (12/29/22)

Had a 70-yard pass completion

OU: 77, Dillon Gabriel to Marvin Mims at Texas Tech (11/26/22)
Opp.: 86, John Rhys-Plumlee to Javon Baker, UCF (10/21/23)

Had an 80-yard pass completion

OU: 82, Kyler Murray to CeeDee Lamb, vs. Kansas State (10/27/18)
Opp.: 86, John Rhys-Plumlee to Javon Baker, UCF (10/21/23)

Had a 90-yard pass completion

OU: 90, Eric Moore to P.J. Mills vs. Iowa State (10/7/95)
Opp.: 90, Jake Waters to Tyler Lockett, Kansas State (11/23/13)

Caught two touchdown passes

OU: 3, Nic Anderson; 2, Drake Stoops at Tulsa (9/16/23)
Opp.: 2, Javon Baker, UCF (10/21/23)

Caught three touchdown passes

OU: 3, Nic Anderson at Tulsa (9/16/23)
Opp.: 3, Quentin Johnston, TCU (10/16/21)

Caught four touchdown passes

OU: 4, Kenny Stills at West Virginia (11/17/12)
Opp.: 4, Justin Jefferson, LSU (12/28/19)

100-yard rusher and 100-yard receiver

OU: 130 (rec.), Jalil Farooq; 113 (rush), Dillon Gabriel vs. Texas (10/7/23)
Opp.: 101 (rush), RJ Harvey, 134 (rec.), Javon Baker, UCF (10/21/23)

100-yard rusher and 100-yard receiver (same player)

OU: 151 (rush) and 139 (rec.) Rodney Anderson vs. TCU (11/11/17)
Opp.: Has not happened since at least 1996

150-yard rusher and 150-yard receiver

OU: 162 (rec.), Marvin Mims; 163 (rush) Eric Gray at Texas Tech (11/26/22)
Opp.: 161 (rush), Zack Langer, 189 (rec.), Keyarris Garrett, Tulsa (9/19/15)

200-yard rusher and 200-yard receiver

OU: 263 (rush), Joe Mixon, 202 (rec.), Dede Westbrook at Texas Tech (10/22/16)
Opp.: 344 (rush), Tavon Austin, 205 (rec.), Stedman Bailey, West Virginia (11/17/12)

100 yards receiving and 100 yards in kickoff returns (same player)

OU: 126 (rec.) and 105 (KR), Jalil Farooq at Tulsa (9/16/23)
Opp.: 278 (rec.) and 162 (KR), Tyler Lockett, Kansas State (11/23/13)

Returned a punt for a touchdown

OU: 82, Gavin Freeman vs. Arkansas State (9/2/23)
Opp.: 92, Tyreek Hill, Oklahoma State (12/6/14)

Returned a kickoff for a touchdown

OU: 97, Joe Mixon vs. Ohio State (9/17/16)
Opp.: 100, Brennan Presley, Oklahoma State (11/27/21)

Returned an interception for a touchdown

OU: 44, Billy Bowman vs. Iowa State (9/30/23)
Opp.: 98, Vernon Scott, TCU (11/23/19)

Returned a fumble for a touchdown

OU: 42, Jalen Redmond vs. Iowa State (11/20/21)
Opp.: 63, Cassius Sendish, Kansas (11/22/14)

Returned a blocked field goal for a touchdown

OU: 48, Darryl Bright vs. Texas Tech (11/21/98)
Opp.: Under research

Returned a blocked punt for a touchdown

OU: 0, Austin Stogner vs. West Virginia (10/19/19)
Opp.: 24, Nathan Jeffery, UTEP (9/1/12)

Had 10 tackles

OU: 12, Danny Stutsman vs. UCF (10/21/23)
Opp.: 11, Jahdar Barron, Texas (10/7/23)

Had 15 tackles

OU: 17, Danny Stutsman vs. SMU (9/9/23)
Opp.: 15, Dillon Doyle, Baylor (11/5/22)

Had 20 tackles

OU: 28, Kenneth Murray; 23, Curtis Bolton vs. Army (9/22/18)
Opp.: 21, Jalen Reeves-Maybin, Tennessee (9/12/15)

Had multiple interceptions

OU: 2, Woodi Washington at Oklahoma State (11/27/21)
Opp.: 2, Dylan Haines, Texas (10/8/16)

Had at least 2.0 sacks

OU: 2.0, Ethan Downs vs. Texas (10/7/23)
Opp.: 2.0, Sean Martin, West Virginia (11/12/22)

Blocked a punt

OU: Peyton Bowen vs. Iowa State (9/30/23)
Opp.: Kitan Crawford, Texas (10/7/23)

Blocked a field goal

OU: Perrion Winfrey vs. Texas (10/10/20)
Opp.: Lorenzo Carter, Georgia (1/1/18)

Blocked an extra point attempt

OU: Isaiah Coe vs. Nebraska (9/18/21)
Opp.: Team, Kansas (11/17/18)

Recorded a safety

OU: Team vs. Iowa State (9/30/23) (Blocked punt knocked thru end zone)
Opp.: Team, Texas A&M (11/6/10) (Bad snap thru end zone)

Made three field goals

OU: 4, Gabe Brkic vs. Texas (10/9/21)
Opp.: 3, Colton Boomer, UCF (10/21/23)

Made a 50-yard field goal

OU: 53, Gabe Brkic vs. Texas Tech (10/30/21)
Opp.: 54, Carter Brown, Cincinnati (9/23/23)

Had a 70-yard punt

OU: 85, Michael Turk vs. Texas (10/9/21)
Opp.: 78, Cameron Dicker, Texas (10/9/21)

Converted a two-point PAT

OU: Dillon Gabriel pass to Brayden Willis vs. Florida State (12/29/22)
Opp.: Preston Stone pass to Jake Bailey, UCF (10/21/23)

Returned a blocked/failed PAT for a two-point conversion:

OU: Billy Bowman at West Virginia (11/12/22) [fumbled kick snap]
Opp.: Quandre Diggs, Texas (10/13/12)

Returned a two-point PAT attempt for a two-point conversion:

OU: Robert Barnes at Texas Tech (11/3/18)
Opp.: N/A

TEAM**Scored 40 points**

OU: 50-20, vs. Iowa State (9/30/23)
Opp: 51-48, Texas Tech (11/26/22)

Scored 50 points

OU: 50-20, vs. Iowa State (9/30/23)
Opp: 51-48, Texas Tech (11/26/22)

Scored 60 points

OU: 66-17, at Tulsa (9/16/23)
Opp: 63-28, LSU (12/28/19)

Scored 70 points

OU: 73-0, vs. Arkansas State (9/2/23)
Opp.: 73-21, Nebraska (11/2/96)

Posted a shutout

OU: 73-0, vs. Arkansas State (9/2/23)
Opp.: 49-0, vs. Texas (10/8/22)

Rushed for 200 yards

OU: 201, vs. Texas (10/7/23)
Opp.: 203, West Virginia (11/12/22)

Rushed for 300 yards

OU: 312, at Nebraska (9/17/22)
Opp.: 361, TCU (10/1/22)

Rushed for 400 yards

OU: 435, vs. Florida (12/30/20)
Opp.: 458 at West Virginia (11/17/12)

Rushed for 500 yards

OU: 510, Kansas (11/22/14)
Opp.: Never

Rushed for 600 yards

OU: 768 vs. Kansas State (10/15/88)
Opp.: Never

Rushed for 700 yards

OU: 768 vs. Kansas State (10/15/88)
Opp.: Never

Rushed for less than 100 yards

OU: 78 vs. Baylor (11/13/21)
Opp.: 48, Arkansas State (9/2/23)

Rushed for five touchdowns

OU: 5 vs. Kansas (10/15/22)
Opp.: 5, Baylor (11/5/22)

Rushed for six touchdowns

OU: 6 vs. Arkansas State (9/2/23)
Opp.: 6, Kansas State (10/26/19)

Rushed for seven touchdowns

OU: 7, Texas Tech (10/24/15)
Opp.: 8, Nebraska (11/1/97)

Rushed for eight touchdowns

OU: 8, Florida A&M (9/8/12)
Opp.: 8, Nebraska (11/1/97)

Passed for 300 yards

OU: 366, vs. Iowa State (9/30/23)
Opp.: 371, Texas (10/7/23)

Passed for 400 yards

OU: 422, vs. Arkansas State (9/2/23)
Opp.: 418, Florida State (12/29/22)

Passed for 500 yards

OU: 598, at Oklahoma State (11/4/17)
Opp.: 532, LSU (12/28/19)

Passed for less than 100 yards

OU: 39, vs. Texas (10/8/22)
Opp.: 65, TCU (11/23/19)

Passed for five touchdowns

OU: 6, at Texas Tech (11/26/22)
Opp.: 5, Texas (10/9/21)

Passed for six touchdowns

OU: 6, at Texas Tech (11/26/22)
Opp.: 7, LSU (12/28/19)

Gained 500 yards total offense

OU: 523, vs. Iowa State (9/30/23)
Opp.: 527, Texas (10/7/23)

Gained 600 yards total offense

OU: 642, vs. Arkansas State (9/2/23)
Opp.: 668, TCU (10/1/22)

Gained 700 yards total offense

OU: 701, vs. Kansas (10/15/22)
Opp.: 704, West Virginia (11/23/18)

Gained 800 yards total offense

OU: 854, at Texas Tech (10/22/16)
Opp.: 854, Texas Tech (10/22/16)

Held under 100 total yards

OU: 83, vs. Navy (10/2/65)
Opp.: 44 vs. Idaho State (9/12/09)

Held under 200 total yards

OU: 195, vs. Texas (10/8/22)
Opp.: 178, vs. Western Carolina (9/11/21)

Had 3 interceptions

OU: 3, at Iowa State (10/29/22)
Opp.: 3, Baylor (11/5/22)

Had 4 interceptions

OU: 4, vs. Oklahoma State (11/19/22)
Opp.: 4, Texas (10/12/02)

Had 5 or more interceptions

OU: 5, at Tulsa (9/16/23)
Opp.: 5, Nebraska (11/7/09)

Had 15 or more tackles for loss

OU: 15.0, at Tulsa (9/16/23)
Opp.: N/A

BEST OF THE 2000s

INDIVIDUAL

OFFENSE

Rushing Yards

427, Samaje Perine vs. Kansas (11/22/14)*
263, Joe Mixon at Texas Tech (10/22/16)
249, Adrian Peterson at Oklahoma State (10/30/04)
248, Quentin Griffin vs. Texas (10/12/02)
242, Samaje Perine at West Virginia (9/20/14)

Rushing Attempts

37, Samaje Perine vs. Oklahoma State (12/3/16)
36, Adrian Peterson at Kansas State (10/16/04)
35, Samaje Perine vs. Texas (10/8/16)
35, DeMarco Murray vs. Utah State (9/4/10)
35, Allen Patrick at Missouri (10/28/06)
35, Allen Patrick vs. Colorado (10/21/06)

Rushing Touchdowns

6, Quentin Griffin vs. Texas (10/7/00)*
5, Samaje Perine vs. Kansas (11/22/14)
5, DeMarco Murray vs. North Texas (9/1/07)
4, Done 8 times, MR:
Rodney Anderson vs. West Virginia (11/25/17)

Passing Yards

598, Baker Mayfield at Oklahoma State (11/4/17)*
554, Landry Jones at West Virginia (11/17/12)
545, Baker Mayfield at Texas Tech (10/22/16)
505, Landry Jones at Kansas State (10/29/11)
500, Landry Jones vs. Oklahoma State (11/24/12)

Pass Completions

46, Landry Jones vs. Oklahoma State (11/24/12)*
38, Landry Jones at West Virginia (11/17/12)
37, Landry Jones at Oklahoma State (11/27/10)
36, Done 5 times, MR: Landry Jones at Baylor (11/19/11)

Pass Attempts

71, Landry Jones vs. Oklahoma State (11/24/12)*
62, Landry Jones at Oklahoma State (11/27/10)
59, Landry Jones at Texas A&M (11/6/10)
58, Landry Jones at Nebraska (11/7/09)
55, Landry Jones vs. Texas Tech (10/22/11)

Passing Touchdowns

7, Baker Mayfield at Texas Tech (10/22/16)*
6, Dillon Gabriel at Texas Tech (11/26/22)
6, Caleb Williams vs. Texas Tech (10/30/21)
6, Kyler Murray vs. Baylor (9/29/18)
6, Landry Jones at West Virginia (11/17/12)
6, Landry Jones vs. Tulsa (9/19/09)
5, Done 20 times, MR: Dillon Gabriel at Tulsa (9/16/23)

Receptions

15, Sterling Shepard vs. Kansas State (10/18/14)*
15, Justin Brown vs. Oklahoma State (11/24/12)*
15, Jalen Saunders vs. Notre Dame (10/27/12)*
15, Ryan Broyles vs. Iowa State (10/16/10)*
14, Sterling Shepard at Baylor (11/14/15)
14, Ryan Broyles at Kansas State (10/29/11)
14, Ryan Broyles vs. Tulsa (9/3/11)

Receiving Yards

265, Marquise Brown at Oklahoma State (11/4/17)*
243, Marquise Brown at West Virginia (11/23/18)
232, Dede Westbrook vs. Texas (10/8/16)
217, Ryan Broyles at Kansas (10/15/11)
215, Sterling Shepard at TCU (10/4/14)

Receiving Touchdowns

4, Kenny Stills at West Virginia (11/17/12)*
4, Jermaine Gresham vs. Texas A&M (11/3/07)*
4, Trent Smith at Kansas (10/13/01)*
3, Done 17 times, MR: Nic Anderson at Tulsa (9/16/23)

Total Offense

589, Baker Mayfield at Oklahoma State (11/4/17)*
572, Baker Mayfield vs. Tulsa (9/19/15)
564, Baker Mayfield at Texas Tech (10/22/16)
554, Landry Jones at West Virginia (11/17/12)
508, Jalen Hurts vs. Houston (9/1/19)

All-Purpose Yards

446, Samaje Perine vs. Kansas (11/22/14)*
377, Joe Mixon at Texas Tech (10/22/16)
316, Ryan Broyles vs. Oklahoma State (11/28/09)
301, Ryan Broyles at Kansas (10/15/11)
290, Rodney Anderson vs. TCU (11/11/17)

Tackles

28, Kenneth Murray vs. Army (9/22/18)
23, Curtis Bolton vs. Army (9/22/18)
19, Dominique Alexander vs. Texas (10/12/13)
19, Travis Lewis vs. Texas (10/11/08)
19, Lance Mitchell at Missouri (10/5/02)

Tackles for Loss

5.0, Pryce Macon vs. Nebraska (12/4/10)
5.0, Rufus Alexander vs. Middle Tennessee (9/23/06)
5.0, Teddy Lehman vs. Kansas State (12/6/03)
5.0, Jimmy Wilkerson at Baylor (11/4/00)
4.0, many times, MR: Danny Stutsman vs. Kent State (9/10/22)

Sacks

3.0, 15 times, MR: Nik Bonitto vs. Kansas (11/7/20)

Interceptions

3, Tony Jefferson vs. Ball State (10/1/11)*
3, J.T. Thatcher vs. Kansas (9/30/00)*
2, 24 times, MR: Woodi Washington at Okla. State (11/27/21)

Pass Breakups

5, Derrick Strait vs. Oklahoma State (11/24/01)
4, 9 times, MR: Tre Brown vs. Baylor (9/29/18)

SPECIAL TEAMS

Field Goals Made

4, 10 times, MR: Gabe Brkic vs. Texas (10/9/21)*

LONGEST PLAYS

Rush

99, Abdul Adams at Baylor (9/23/17)*#
95, Damien Williams vs. Texas (10/13/12)#
92, DeMarco Murray vs. Utah State (9/15/07)#
89, Damien Williams vs. Florida A&M (9/8/12)#
86, Kennedy Brooks vs. Kansas State (10/27/18)#
84, Adrian Peterson vs. Oklahoma State (11/26/05)#

Pass Play

88, Baker Mayfield to Dede Westbrook vs. Kansas State (10/15/16)#
87, Kyler Murray to Marquise Brown vs. Tulane (9/16/17)#
86, Landry Jones to Cameron Kenney at OSU (11/27/10)#
86, Kyler Murray to CeeDee Lamb vs. Baylor (9/29/18)#
84, Baker Mayfield to Marquise Brown at Oklahoma State (11/4/17)#
82, Kyler Murray to CeeDee Lamb vs. Kansas State (10/27/18)#
82, Baker Mayfield to CeeDee Lamb vs. Tulane (9/16/17)#
82, Blake Bell to Jaz Reynolds vs. Tulsa (9/14/13)

Punt

85, Michael Turk vs. Texas (10/9/21)
85, Tress Way vs. Utah State (9/4/10)
75, Tress Way at TCU (12/1/12)
75, Michael Cohen at Texas A&M (11/4/06)
74, Tress Way vs. Oklahoma State (11/28/09)
73, Cody Freeby at Texas Tech (11/19/05)

Field Goal

56, Gabe Brkic vs. Western Carolina (9/11/21)
56, Gabe Brkic vs. Tulane (9/4/21)
55, Gabe Brkic vs. Tulane (9/4/21)
54, Gabe Brkic vs. Iowa State (12/19/20)
53, Gabe Brkic vs. Texas Tech (10/30/21)
53, Michael Hunnicutt at Kansas State (10/29/11)
53, Garrett Hartley vs. Utah State (9/15/07)
52, Garrett Hartley vs. Texas (10/8/05)
51, Austin Seibert vs. West Virginia (11/25/17)
51, Gabe Brkic vs. Tulane (9/4/21)
51, Gabe Brkic at Iowa State (10/3/20)
50, Garrett Hartley at Nebraska (10/29/05)
50, Gabe Brkic vs. Baylor (12/5/20)
50, Gabe Brkic vs. Kansas (11/7/20)

Punt Return

91, Antonio Perkins at Tulsa (8/30/02)#
91, Jalen Saunders vs. Iowa State (11/16/13)#
90, Justin Brown vs. Kansas (10/20/12)#
87, Ryan Broyles vs. Oklahoma State (11/28/09)#
84, Antonio Perkins vs. UCLA (9/20/03)#

Kick Return

100, Alex Ross at West Virginia (9/20/14)#*
100, Roy Finch vs. Kansas (10/20/12)#*
100, Mark Bradley at Iowa State (10/4/03)#*
97, Joe Mixon vs. Ohio State (9/17/16)#
93, J.T. Thatcher at Kansas State (10/14/00)

Interception Return

100, Julian Wilson vs. Tennessee (9/13/14)#*
97, Derrick Strait at Texas Tech (11/22/03)
85, Dominique Franks at Kansas (10/24/09)#
85, J.T. Thatcher vs. Texas Tech (11/18/00)#
80, Jordan Evans at West Virginia (11/19/16)#

Fumble Return

70, Nik Bonitto at Kansas State (10/2/21)*
69, Cory Heinecke at Air Force (9/1/01)#
61, Reggie Smith vs. Miami (FL) (9/8/07)#
56, Jamell Fleming vs. Texas (10/8/11)#
53, Keenan Clayton vs. Texas Tech (11/22/08)

* School record

Play resulted in a touchdown

TEAM

OFFENSE

First Downs

44, vs. Oklahoma State (11/24/12)
 41, at Iowa State (11/1/14)
 39, vs. Missouri (12/6/08)
 38, vs. Tulsa (9/19/15)
 37, vs. Iowa State (10/16/10)

Rushing Yards

510, vs. Kansas (11/22/14)
 510, at Iowa State (11/1/14)
 435, vs. Florida (12/30/20)
 405, vs. Texas Tech (10/24/15)
 405, vs. Iowa State (11/16/13)
 384, at Texas Tech (11/15/14)

Rushing Attempts

66, vs. Iowa State (10/19/02)
 64, vs. TCU (11/23/19)
 64, at West Virginia (11/19/16)
 63, vs. Oklahoma State (12/6/14)
 61, vs. Texas A&M (11/8/03)
 61, vs. Texas Tech (11/23/02)

Rushing Touchdowns

8, vs. Florida A&M (9/8/12)
 7, vs. Texas Tech (10/24/15)
 7, vs. North Texas (9/1/07)
 7, vs. Texas (10/7/00)
 6, vs. Kansas (11/7/20)
 6, at Texas Tech (10/31/20)
 6, vs. Texas (10/13/12)
 6, vs. Missouri (12/6/08)

Passing Yards

598, at Oklahoma State (11/4/17)
 554, at West Virginia (11/17/12)
 545, at Texas Tech (10/22/16)
 520, at Kansas State (10/29/11)
 512, vs. Oklahoma State (11/24/12)

Pass Completions

47, vs. Oklahoma State (11/24/12)
 39, vs. Tulsa (9/3/11)
 39, vs. Tulsa (11/3/01)
 38, at West Virginia (11/17/12)
 37, at Oklahoma State (11/27/10)
 37, at Kansas State (10/29/11)

Pass Attempts

73, vs. Oklahoma State (11/24/12)
 62, at Oklahoma State (11/27/10)
 60, at Texas A&M (11/6/10)
 58, at Nebraska (11/7/09)
 55, vs. Texas Tech (10/22/11)

Passing Touchdowns

7, vs. Texas Tech (10/30/21)
 7, at Texas Tech (10/22/16)
 6, at Texas Tech (11/26/22)
 6, vs. South Dakota (9/7/19)
 6 vs. Baylor (9/29/18)
 6, at West Virginia (11/17/12)
 6, vs. Tulsa (9/19/09)
 6, vs. Miami (FL) (9/8/07)
 5, 25 times, MR: at Tulsa (9/16/23)

Total Offense

854, at Texas Tech (10/22/16)
 785, at Oklahoma State (11/4/17)
 773, vs. Tulsa (9/19/15)
 751, at Iowa State (11/1/14)
 733, vs. South Dakota (9/7/19)
 710, at Kansas (10/31/15)
 702, vs. Oklahoma State (11/10/18)
 702, vs. Kansas State (10/27/18)

Points

79, vs. North Texas (9/1/07)
 77, vs. Texas A&M (11/8/03)
 76, vs. Western Carolina (9/11/21)
 73, vs. Arkansas State (9/2/23)
 70, vs. South Dakota (9/7/19)
 69, vs. Florida A&M (9/8/12)
 68, vs. UTEP (9/14/02)
 66, at Tulsa (9/16/23)
 66, at Texas Tech (10/22/16)
 66, at Texas A&M (11/8/08)

DEFENSE

Fewest First Downs Allowed

1, vs. Chattanooga (8/30/08)
 3, vs. Colorado (12/4/04)
 3, vs. Texas A&M (11/8/03)
 5, vs. Colorado (10/21/06)
 5, vs. Iowa State (10/19/02)
 5, vs. Texas A&M (11/10/01)

Fewest Rush Yards Allowed

-48, at Baylor (11/18/06)
 -22, vs. Idaho State (9/12/09)
 -7, at Texas Tech (11/17/01)
 -7, vs. Texas (10/7/00)
 -4, vs. Colorado (12/4/04)

Fewest Pass Yards Allowed

13, vs. Arkansas (1/1/02)
 16, at Kansas (10/19/13)
 20, vs. Chattanooga (8/30/08)
 25, at Baylor (11/4/00)
 32, vs. Texas A&M (11/8/03)
 40, vs. Army (9/22/18)

Fewest Completions Allowed

2, vs. Arkansas (1/1/02)
 3, vs. Army (9/22/18)
 3, vs. Chattanooga (8/30/08)
 3, vs. Colorado (10/21/06)
 4, vs. Texas A&M (11/8/03)
 4, vs. Iowa State (10/19/02)

Fewest Total Yards Allowed

36, vs. Chattanooga (8/30/08)
 44, vs. Idaho State (9/12/09)
 46, vs. Colorado (12/4/04)
 50, vs. Arkansas (1/1/02)
 54, vs. Texas A&M (11/8/03)

Fewest Points Allowed

0, 15 times, MR: vs. Western Carolina (9/11/21)

Most Sacks Recorded

9, vs. Kansas (11/7/20)
 9, vs. Texas (10/12/19)
 9, vs. Arkansas (1/1/02)
 9, at Nebraska (10/29/05)
 8, vs. Texas (10/8/11)
 7, 8 times, MR: vs. Iowa State (11/20/21)

Most Tackles for Loss Recorded

17, vs. Idaho State (9/12/09)
 16, vs. Texas (10/8/11)
 15, at Tulsa (9/16/23)
 15, vs. Baylor (12/7/19)
 15, vs. Texas (10/12/19)
 15, vs. Oklahoma State (11/26/05)
 14, 3 times, MR: vs. Kent State (9/10/22)

Most Interceptions Recorded

5, at Tulsa (9/16/23)
 5, at Texas Tech (11/22/03)
 5, vs. Kansas (9/30/00)
 4, vs. Oklahoma State (11/19/22)
 4, vs. Texas Tech (10/24/15)
 4, vs. Texas (10/6/01)
 3, 26 times, MR: at Iowa State (10/29/22)

Most Turnovers Forced

7, vs. Kansas (9/30/00)
 7, vs. UTEP (9/2/00)
 6, vs. Texas (10/11/03)
 5, 11 times, MR: at Tulsa (9/16/23)

2023 RESULTS (OVERALL: 7-0 | BIG 12: 4-0 | HOME: 4-0 | AWAY: 2-0 | NEUTRAL: 1-0)

Date	CFP/AP/C	Opponent (Rank)	TV	Site	Result	Attend.	Top Passer	Top Rusher	Top Receiver	Top Tackler
9/2	(NA/20/19)	Arkansas State	ESPN	Norman	W, 73-0	83,221	Gabriel (19-22-308-0, 2 TD)	Barnes (13-49-0)	Pettaway (9-56-0)	Stutsman/McKinzie (4)
9/9	(NA/18/17)	SMU	ESPN+	Norman	W, 28-11	84,186	Gabriel (19-27-176-0, 4 TD)	Walker (21-117-0)	Anthony (7-76-1)	Stutsman (17)
9/16	(NA/19/16)	at Tulsa	ESPN2	Tulsa, Okla.	W, 66-17	30,855	Gabriel (28-31-421-1, 5 TD)	Barnes (13-68-1)	Farooq (6-126-1)	Stutsman (9)
9/23	(NA/16/14)	at Cincinnati	FOX	Cincinnati, Ohio	W, 20-6	38,193	Gabriel (26-38-322-0, 1 TD)	Major (15-68-0)	Anthony (7-117-0)	Stutsman (13)
9/30	(NA/14/14)	Iowa State	FS1	Norman	W, 50-20	84,371	Gabriel (26-39-366-1, 2 TD)	Major (19-66-0)	Farooq (5-81-0)	Stutsman (6)
10/7	(NA/12/12)	vs. Texas (NA/3/4)	ABC	Dallas, Texas	W, 34-30	92,100	Gabriel (23-38-285-0, 1 TD)	Gabriel (14-113-1)	Farooq (5-130-0)	Kanak (13)
10/21	(NA/6/7)	UCF	ABC	Norman	W, 31-29	83,476	Gabriel (25-38-253-1, 3 TD)	Major (18-82-0)	Anderson (5-105-2)	Stutsman (12)
10/28	(NA/6/6)	at Kansas	FOX	Lawrence, Kan.						
11/4		at Oklahoma State		Stillwater, Okla.						
11/11		West Virginia		Norman						
11/18		at BYU		Provo, Utah						
11/24		TCU	FOX	Norman						

TEAM STATISTICS

	OU	OPP
SCORING	302	113
Points Per Game	43.1	16.1
Points off Turnovers	63	3
FIRST DOWNS	194	131
Rushing	72	49
Passing	103	70
Penalty	19	12
RUSHING YARDAGE	1178	831
Yards gained rushing	1284	1011
Yards lost rushing	106	180
Rushing Attempts	288	248
Average Per Rush	4.1	3.4
Average Per Game	168.3	118.7
TDs Rushing	15	2
PASSING YARDAGE	2300	1683
Comp-Att-Int	179-248-3	145-246-12
Average Per Pass	9.3	6.8
Average Per Catch	12.8	11.6
Average Per Game	328.6	240.4
TDs Passing	21	8
TOTAL OFFENSE	3478	2514
Total Plays	536	494
Average Per Play	6.5	5.1
Average Per Game	496.9	359.1
KICK RETURNS: #-Yards	12-286	10-161
PUNT RETURNS: #-Yards	12-138	9-17
INT RETURNS: #-Yards	12-125	3-27
KICK RETURN AVERAGE	23.8	16.1
PUNT RETURN AVERAGE	11.5	1.9
INT RETURN AVERAGE	10.4	9.0
FUMBLES-LOST	6-2	7-3
PENALTIES-Yards	45-378	47-341
Average Per Game	54.0	48.7
PUNTS-Yards	24-970	32-1301
Average Per Punt	40.4	40.7
Net punt average	39.2	35.4
TIME OF POSSESSION/Game	29:57	30:03
3RD-DOWN Conversions	49-97	30-105
3rd-Down Pct	51%	29%
4TH-DOWN Conversions	8-10	9-17
4th-Down Pct	80%	53%
SACKS BY-Yards	17-100	8-52
MISC YARDS	0	0
TOUCHDOWNS SCORED	39	11
FIELD GOALS-ATTEMPTS	9-13	12-16
ON-SIDE KICKS	0-0	0-1
RED-ZONE SCORES	(32-37) 86%	(10-14) 71%
RED-ZONE TOUCHDOWNS	(24-37) 65%	(5-14) 36%
PAT-ATTEMPTS	(39-39) 100%	(9-9) 100%
ATTENDANCE	335,254	161,148
Games/Avg Per Game	4/83,814	2/34,524
Neutral Site Games		1/92,100

SCORE BY QUARTERS

	1st	2nd	3rd	4th	OT	TOTAL
Oklahoma	105	79	63	55	—	302
Opponents	23	51	15	24	—	113

RUSHING

Name	G	Att	Gain	Loss	Net	Avg	TD	Long	Avg/G
Major, Marcus	7	78	319	11	308	3.9	1	19	44.0
Walker, Tawee	6	53	241	2	239	4.5	4	30	39.8
Gabriel, Dillon	7	53	288	58	230	4.3	5	44	32.9
Barnes, Jovantae	3	28	128	6	122	4.4	1	17	40.7
Sawchuk, Gavin	6	28	117	9	108	3.9	2	30	18.0
Arnold, Jackson	4	12	54	0	54	4.5	1	11	13.5
Farooq, Jalil	7	9	46	4	42	4.7	0	11	6.0
Smothers, Daylan	2	9	38	2	36	4.0	0	16	18.0
Stoops, Drake	7	2	16	0	16	8.0	0	13	2.3
Hicks, Kalib	1	3	15	1	14	4.7	1	9	14.0
Freeman, Gavin	7	2	10	0	10	5.0	0	10	1.4
Pettaway, Jaquaize	5	1	10	0	10	10.0	0	10	2.0
Beville, Davis	1	1	2	0	2	2.0	0	2	2.0
TEAM	7	9	0	13	-13	-1.4	0	0	-1.9
Total	7	288	1284	106	1178	4.1	15	44	168.3
Opponents	7	248	1011	180	831	3.4	2	54	118.7

PASSING

Name	G	Effic	Comp-Att-Int	Pct	Yds	TD	Long	Avg/G
Gabriel, Dillon	7	172.41	166-233-3	71.2	2131	19	55	304.4
Arnold, Jackson	4	225.31	13-15-0	86.7	169	2	50	42.3
Total	7	175.60	179-248-3	72.2	2300	21	55	328.6
Opponents	7	117.39	145-246-12	58.9	1683	8	86	240.4

RECEIVING

Name	G	No	Yds	Avg	TD	Long	Avg/G
Stoops, Drake	7	36	318	8.8	5	28	45.4
Anthony, Andreil	6	27	429	15.9	1	55	71.5
Farooq, Jalil	7	23	438	19.0	2	49	62.6
Anderson, Nic	7	16	387	24.2	8	52	55.3
Freeman, Gavin	7	14	72	5.1	1	13	10.3
Major, Marcus	7	12	75	6.3	1	27	10.7
Pettaway, Jaquaize	5	11	70	6.4	0	13	14.0
Stogner, Austin	7	8	69	8.6	0	19	9.9
Gibson, Jayden	7	7	176	25.1	2	41	25.1
Walker, Tawee	6	7	66	9.4	0	16	11.0
Sawchuk, Gavin	6	6	30	5.0	0	9	5.0
Barnes, Jovantae	3	4	19	4.8	0	11	6.3
Bunkley-Shelton, LV	7	3	33	11.0	0	16	4.7
Smith, Blake	7	2	30	15.0	1	28	4.3
Thompson, Brenen	1	2	62	31.0	0	54	62.0
McIntyre, Kade	1	1	26	26.0	0	26	26.0
Total	7	179	2300	12.8	21	55	328.6
Opponents	7	145	1683	11.6	8	86	240.4

OFFENSIVE GAME-BY-GAME

PASSING (Quarterbacks only)

#8 Dillon Gabriel	Att	Comp	INT	Pct	Yards	TD	Long	Sack	Yds	Effic
Arkansas State	22	19	0	86.4	308	2	52	0	0	234.0
SMU	27	19	0	70.4	176	4	29	1	9	174.0
Tulsa	31	28	1	90.3	421	5	55	0	0	251.2
Cincinnati	38	26	0	68.4	322	1	49	2	14	148.3
Iowa State	39	26	1	66.7	366	3	54	1	6	165.8
Texas	38	23	0	60.5	285	1	43	1	1	132.2
UCF	38	25	1	65.8	253	3	42	3	22	142.5
Totals	233	166	3	71.2	2131	19	55	8	52	172.4

#10 Jackson Arnold	Att	Comp	INT	Pct	Yards	TD	Long	Sack	Yds	Effic
Arkansas State	11	11	0	100.0	114	1	26	0	0	217.1
Tulsa	4	2	0	50.0	55	1	50	0	0	248.0
Totals	15	13	0	86.7	169	2	50	0	0	225.3

RUSHING

Player	No-Yds/TD	ASU	SMU	TU	CIN	ISU	UT	UCF	KU	OSU	WVU	BYU	TCU
Major, Marcus	78-308/1	9-31/1	8-39/0	-	15-63/0	19-66/0	9-27/0	18-82/0					
Walker, Tawee	53-239/4	8-44/2	21-117/0	-	5-15/0	4-17/0	15-46/2	DNP					
Gabriel, Dillon	53-230/5	2-15/1	8-20/0	-	11-23/1	8-37/2	14-113/1	10-22/0					
Barnes, Jovantae	28-122/1	13-49/0	2-5/0	13-68/1	DNP	DNP	DNP	DNP					
Sawchuk, Gavin	28-108/2	DNP	1-1/0	9-25/1	-	7-20/0	1--1/0	10-63/1					
Arnold, Jackson	12-54/1	5-39/1	4-11/0	1-0/0	DNP	2-4/0	DNP	DNP					
Farooq, Jalil	9-42/0	1-10/0	-	-	2-3/0	-	3-13/0	3-16/0					
Smothers, Daylan	9-36/0	7-16/0	DNP	2-20/0	DNP	DNP	DNP	DNP					
Hicks, Kalib	3-14/1	3-14/1	DNP	DNP	DNP	DNP	DNP	DNP					
Stoops, Drake	2-16/0	-	-	-	-	1-13/0	1-3/0	-					
Freeman, Gavin	2-10/0	-	-	-	-	-	-	2-10/0					
Pettaway, Jaquaize	1-10/0	-	DNP	1-10/0	DNP	-	-	-					
Beville, Davis	1-2/0	1-2/0	DNP	DNP	DNP	DNP	DNP	DNP					

RECEIVING

Player	No-Yds/TD	ASU	SMU	TU	CIN	ISU	UT	UCF	KU	OSU	WVU	BYU	TCU
Stoops, Drake	36-318/5	4-56/1	2-17/0	8-53/2	6-45/0	5-32/1	4-55/0	7-60/1					
Anthony, Andrel	27-429/1	3-66/0	7-76/1	4-112/0	7-117/0	1-16/0	5-42/0	DNP					
Farooq, Jalil	23-438/2	-	2-33/1	6-126/1	2-45/0	5-81/0	5-130/0	3-23/0					
Anderson, Nic	16-387/8	2-68/0	-	3-120/3	3-35/1	2-56/1	1-3/1	5-105/2					
Freeman, Gavin	14-72/1	4-19/1	-	2-1/0	2-9/0	2-24/0	1-9/0	3-10/0					
Major, Marcus	12-75/1	-	2-23/1	-	2-18/0	4-17/0	2-8/0	2-9/0					
Pettaway, Jaquaize	11-70/0	9-56/0	DNP	1-5/0	DNP	-	-	1-9/0					
Stogner, Austin	8-69/0	-	1-3/0	1-10/0	1-5/0	1-19/0	3-24/0	1-8/0					
Gibson, Jayden	7-176/2	2-54/1	-	1-34/0	1-21/0	2-50/1	-	1-17/0					
Walker, Tawee	7-66/0	-	3-25/0	-	2-27/0	-	2-14/0	DNP					
Sawchuk, Gavin	6-30/0	DNP	-	2-9/0	-	2-9/0	-	2-12/0					
Barnes, Jovantae	4-19/0	2-17/0	1--3/0	1-5/0	DNP	DNP	DNP	DNP					
Bunkley-Shelton, LV	3-33/0	2-32/0	-	1-1/0	-	-	-	-					
Thompson, Brenen	2-62/0	DNP	DNP	DNP	DNP	2-62/0	DNP	DNP					
Smith, Blake	2-30/1	1-28/0	1-2/1	-	-	-	-	-					
McIntyre, Kade	1-26/0	1-26/0	DNP	DNP	DNP	DNP	DNP	DNP					

TEAM TOTALS

	Score	1st Downs	Rushing No-Yds-TD	Passing (C-A-I-Yds-TD)	Total Offense (Play-Yds)	Punts No.-Avg.	Fumbles No.-Lost	Penalties No.-Yds	KO Ret. No.-Yds	Punt Ret. No.-Yds	Int. Ret. No.-Yds.	3rd-Down Conv.	Time of Poss.
Arkansas State	0	10	23-48-0	13-27-0-160-0	50-208	7-47.6	1-1	14-111	2-42	0-0	0-0	2 of 12	23:04
Oklahoma	73	36	49-220-6	30-33-0-422-3	82-642	1-50.0	1-0	6-65	0-0	3-90	0-0	11 of 14	36:56
SMU	11	21	34-117-0	26-45-1-250-1	79-367	4-34.0	2-1	2-15	1-6	2-(-5)	0-0	4 of 16	32:30
Oklahoma	28	22	47-189-0	19-27-0-176-4	74-365	5-40.6	0-0	9-88	1-29	1-7	1-5	7 of 15	27:40
Oklahoma	66	27	28-119-2	30-35-1-476-6	63-595	1-36.0	1-1	7-65	3-105	2-8	5-67-1	7 of 9	26:54
at Tulsa	17	17	47-122-0	17-27-5-217-2	73-292	5-41.8	1-0	7-33	1-16	0-0	1-0	8 of 19	33:06
Oklahoma	20	21	34-103-1	26-38-0-322-1	72-425	6-38.7	3-1	8-53	1-9	1-7	2-0	6 of 16	27:35
at Cincinnati	6	21	37-141-0	22-42-2-235-0	79-376	4-48.2	0-0	2-20	0-0	2-2	0-0	3 of 15	32:25
Iowa State	20	16	27-150-0	19-37-2-202-2	64-352	4-29.8	1-0	6-41	0-0	0-0	1-0	4 of 15	26:56
Oklahoma	50	30	41-157-2	26-39-1-366-3	80-523	2-36.5	0-0	2-73	3-65	3-22	2-46-1	6 of 14	33:04
Oklahoma	34	28	43-201-3	23-38-0-285-1	81-486	4-29.5	0-0	4-30	2-37	0-0	2-7	5 of 14	27:49
vs. Texas	30	25	40-156-1	32-38-2-371-1	78-527	1-38.0	1-1	9-70	4-70	2-7	0-0	5 of 14	32:11
UCF	29	20	41-149-1	16-30-0-248-2	71-397	7-39.0	1-0	7-51	2-27	3-13	1-27	4 of 16	30:16
Oklahoma	31	30	46-189-1	25-38-1-253-3	84-442	5-51.6	1-0	6-37	2-41	4-24	0-0	7 of 16	29:44
Oklahoma at Kansas													
Oklahoma at Oklahoma State													
West Virginia													
Oklahoma at BYU													
TCU													
Oklahoma													

STARTING LINEUPS

OFFENSE	QB	RB	TE	WR	WR	WR	LT	LG	C	RG	RT
ARKANSAS STATE	Gabriel	Walker	Stogner	Stoops	Farooq	Anthony	Rouse	Byrd	Raym	Mettauer	Guyton
SMU	Gabriel	Major	Stogner	Stoops	Farooq	Anthony	Rouse	Byrd	Raym	Mettauer	Guyton
at Tulsa	Gabriel	Barnes	Stogner	Stoops	Farooq	Anthony	Rouse	Byrd	Raym	Mettauer	Guyton
at Cincinnati	Gabriel	Major	Stogner	Stoops	Farooq	Anthony	Rouse	Everett	Raym	Mettauer	Guyton
IOWA STATE	Gabriel	Major	Stogner	Stoops	Farooq	Anthony	Rouse	Everett	Raym	Mettauer	Guyton
vs. Texas	Gabriel	Major	Stogner	Stoops	Farooq	Anthony	Rouse	Everett	Raym	Mettauer	Guyton
UCF	Gabriel	Sawchuk	Stogner	Stoops	Farooq	Anderson	Rouse	Green	Raym	Shaffer	Guyton
at Kansas											
at Oklahoma State											
WEST VIRGINIA											
at BYU											
TCU											

DEFENSE	DE	NG	DT	DE	MLB	WLB	CHEETAH	CB	FS	SS	CB
ARKANSAS STATE	Bothroyd	Terry	Laulu	Ford	Kanak	Stutsman	Harrington	Washington	Pearson	Bowman	Williams
SMU	Bothroyd	Lacey	Laulu	Downs	Kanak	Stutsman	Harrington	Washington	Pearson	Bowman	Williams
at Tulsa	Bothroyd	Lacey	Laulu	Downs	Kanak	Stutsman	Bowen	Washington	Pearson	Bowman	Williams
at Cincinnati	Bothroyd	Coe	Lacey	Downs	Kanak	Stutsman	McCullough	Washington	Lawrence	Bowman	Williams
IOWA STATE	Bothroyd	Coe	Lacey	Downs	Kanak	Stutsman	McCullough	Washington	Lawrence	Bowman	Williams
vs. Texas	Bothroyd	Coe	Lacey	Downs	Kanak	Stutsman	McCullough	Washington	Lawrence	Bowman	Williams
UCF	Bothroyd	Terry	Lacey	Downs	Kanak	Stutsman	McCullough	Washington	Lawrence	Bowman	Williams
at Kansas											
at Oklahoma State											
WEST VIRGINIA											
at BYU											
TCU											

3RD-DOWN CONVERSIONS

Date	Opponent	Score	Overall		1st Qtr		2nd Qtr		3rd Qtr		4th Qtr		OT	
Sept. 2	ARK. STATE	W, 73-0	11-13	84.6%	5-5	100.0%	2-3	66.7%	2-2	100.0%	2-3	66.7%	—	—
Sept. 9	SMU	W, 28-11	7-15	47.6%	2-5	40.0%	1-2	50.0%	1-5	20.0%	2-2	100.0%	—	—
Sept. 16	at Tulsa	W, 66-17	7-9	77.8%	3-3	100.0%	1-2	50.0%	2-2	100.0%	1-2	50.0%	—	—
Sept. 23	at Cincinnati	W, 20-6	6-16	37.3%	2-4	50.0%	2-5	40.0%	1-2	50.0%	1-5	20.0%	—	—
Sept. 30	IOWA STATE	W, 50-20	6-14	42.9%	1-2	50.0%	0-3	0.0%	3-5	60.0%	2-4	50.0%	—	—
Oct. 7	vs. Texas	W, 34-30	5-14	35.7%	2-5	40.0%	1-3	33.3%	1-3	33.3%	1-3	33.3%	—	—
Oct. 21	UCF	W, 31-29	7-16	42.8%	1-5	2-/0%	2-3	66/7%	0-2	0.0%	4-6	66.7%	—	—
Oct. 28	at Kansas													
Nov. 4	at Okla. State													
Nov. 11	WEST VIRGINIA													
Nov. 18	at BYU													
Nov. 24	TCU													

4TH-DOWN CONVERSIONS

Date	Opponent	Score	Overall		1st Qtr		2nd Qtr		3rd Qtr		4th Qtr		OT	
Sept. 2	ARK. STATE	W, 73-0	0-0	0.0%	0-0	0.0%	0-0	0.0%	0-0	0.0%	0-0	0.0%	—	—
Sept. 9	SMU	W, 28-11	2-3	66.7%	0-0	0.0%	0-0	0.0%	2-3	66.7%	0-0	0.0%	—	—
Sept. 16	at Tulsa	W, 66-17	1-1	100.0%	0-0	0.0%	1-1	100.0%	0-0	0.0%	0-0	0.0%	—	—
Sept. 23	at Cincinnati	W, 20-6	1-1	100.0%	0-0	0.0%	0-0	0.0%	0-0	0.0%	1-1	100.0%	—	—
Sept. 30	IOWA STATE	W, 50-20	3-3	100.0%	1-1	100.0%	1-1	100.0%	1-1	100.0%	0-0	0.0%	—	—
Oct. 7	vs. Texas	W, 34-30	0-1	0.0%	0-0	0.0%	0-0	0.0%	0-1	0.0%	0-0	0.0%	—	—
Oct. 21	UCF	W, 31-29	1-1	100.0%	1-1	100.0%	0-0	0.0%	0-0	0.0%	0-0	0.0%	—	—
Oct. 28	at Kansas													
Nov. 4	at Okla. State													
Nov. 11	WEST VIRGINIA													
Nov. 18	at BYU													
Nov. 24	TCU													

TIME OF POSSESSION

Date	Opponent	Score	Overall	1st Qtr	2nd Qtr	3rd Qtr	4th Qtr
Sept. 2	ARK. STATE	W, 73-0	36:56	9:16	10:10	7:55	9:35
Sept. 9	SMU	W, 28-11	27:40	7:19	6:56	7:46	5:39
Sept. 16	at Tulsa	W, 66-17	26:54	6:26	6:35	5:00	8:53
Sept. 23	at Cincinnati	W, 20-6	27:35	6:31	6:56	5:05	9:03
Sept. 30	IOWA STATE	W, 50-20	33:04	6:11	8:40	9:00	9:13
Oct. 7	vs. Texas	W, 34-30	27:49	4:20	10:31	7:00	5:58
Oct. 21	UCF	W, 31-29	29:44	8:21	5:18	5:32	10:33
Oct. 28	at Kansas						
Nov. 4	at Okla. State						
Nov. 11	WEST VIRGINIA						
Nov. 18	at BYU						
Nov. 24	TCU						

OU GIVEAWAYS/TAKEAWAYS

Game	Giveaways			Takeaways			Dif.
	Fum	Int	Tot	Fum	Int	Tot	
ARK. STATE	0	0	0	1	0	1	+1
SMU	0	0	0	1	1	2	+2
at Tulsa	1	1	2	0	5	5	+3
at Cincinnati	1	0	1	0	2	2	+1
IOWA STATE	0	1	1	0	2	2	+1
vs. TEXAS	0	0	0	1	2	3	+3
UCF	0	1	1	0	0	0	-1
at Kansas							
at Okla. State							
WEST VIRGINIA							
at BYU							
TCU							
Total	2	3	5	3	12	15	+10

FUMBLES

Name	No.- Lost
Gabriel, Dillon	2-1
Farooq, Jalil	1-1
Sawchuk, Gavin	1-0
Total	4-2

OPENING DRIVES — OFFENSE

Game	1st Half	2nd Half
ARK. STATE	Touchdown	Touchdown
SMU	Punt	Punt
at Tulsa	Touchdown	Touchdown
at Cincinnati	Punt	Punt
IOWA STATE	Touchdown	Touchdown
vs. Texas	Touchdown	Touchdown
UCF	Punt	Interception
at Kansas		
at Okla. State		
WEST VIRGINIA		
at BYU		
TCU		

OPENING DRIVES — DEFENSE

Game	1st Half	2nd Half
ARK. STATE	Punt	Punt
SMU	Punt	Punt
at Tulsa	Interception	Field Goal
at Cincinnati	Punt	Field Goal
IOWA STATE	Interception	Punt
vs. Texas	Interception	Fumble
UCF	Punt	Field Goal
at Kansas		
at Okla. State		
WEST VIRGINIA		
at BYU		
TCU		

OU ON PREGAME COIN FLIPS

Game	Result	Score
ARK. STATE	WON (Received)	W, 73-0
SMU	WON (Received)	W, 28-11
at Tulsa	WON (Received)	W, 66-17
at Cincinnati	WON (Kicked)	W, 20-6
IOWA STATE	WON (Kicked)	W, 50-20
vs. Texas	WON (Kicked)	W, 34-30
UCF	LOST (Kicked)	W, 31-29
at Kansas		
at Okla. State		
WEST VIRGINIA		
at BYU		
TCU		

DEFENSIVE LEADERS

No.	Name	GP	Solo	Ast	Total	TFL-Yds	Sacks-Yards	Int-Yds	BrUp	QBH	Rcv-Yds	FF	Block	Saf
28	Stutsman, Danny	7	32	38	70	11.5-33	2-13	1-30	1	1	1-0	1	.	.
7	Kanak, Jaren	7	16	24	40	4-10	2-7	.	2	4	.	1	.	.
12	Lawrence, Key	7	22	9	31	2-3	.	2-0	1	.	.	1	.	.
5	Washington, Woodi	7	16	11	27	1.5-3	.	.	2
10	Lewis, Kip	7	13	12	25	0.5-1
2	Bowman, Billy	7	12	13	25	1.5-2	.	2-44	3
22	Bowen, Peyton	7	14	11	25	1-9	1-9	.	4	.	.	1	2	.
40	Downs, Ethan	7	12	11	23	6-27	4.5-23	.	.	4
1	McCullough, Dasan	5	9	11	20	2.5-3	.	.	2	1
21	Pearson, Reggie	6	10	8	18	2.5-4
9	Williams, Gentry	7	13	5	18	4-17	.	3-13	1	.	1-0	.	.	.
94	Coe, Isaiah	7	3	12	15	2-5	.	.	.	1
26	Walker, Kani	5	6	8	14	.	.	.	1	1	1-0	1	.	.
80	Bothroyd, Rondell	7	4	8	12	2.5-5	.	.	.	1
3	Spears-Jennings, Robert	6	7	5	12
15	Dolby, Kendel	7	8	3	11	.	.	2-7
54	Lacey, Jacob	7	4	7	11	1.5-4	1-3
95	Terry, Da'Jon	7	4	7	11	2.5-8	1-4
8	Laulu, Jonah	7	4	5	9	3-10	1-3	.	.	3
56	Halton, Gracen	7	3	6	9	2.5-6	.	.	.	1
30	Ford, Trace	7	5	4	9	2-6	.	1-26	2	1
11	McKinzie, Kobie	7	6	3	9	1-2	.	.	1
88	Kelley, Jordan	7	5	2	7	3-14	1-11	.	.	2
19	Johnson, Jacobe	7	4	2	6	0.5-1
34	Adebawore, Adepoju	7	3	3	6	3-14	1.5-12	.	1	2
6	Vickers, Makari	5	3	3	6	.	.	.	1
4	Harrington, Justin	2	2	4	6	.	.	1-5
42	Near, Konnor	7	3	1	4
33	Stripling, Marcus	7	1	3	4	1.5-14	1.5-14	.	.	1
20	Carter, Lewis	7	.	4	4	0.5-0	.	.	.	1
13	Whitter, Shane	7	3	1	4	1-2
44	Gilliam, Kelvin	4	.	3	3
32	Thomas, R Mason	4	2	1	3	1
24	Omosigho, Samuel	5	1	1	2
14	Grimes, Reggie	4	.	2	2	0.5-1	.	.	.	1
38	Heinecke, Owen	7	.	2	2
55	Sanders, Ashton	2	.	1	1	0.5-1
34	Schmit, Zach	7	.	1	1
96	Sears, Davon	2	.	1	1	0.5-1	0.5-1
8	Gabriel, Dillon	7	1	.	1
3	Farooq, Jalil	7	1	.	1
99	Strong, Markus	1	1	.	1
23	Wagoner, Jasiah	2	1	.	1
Totals		7	254	256	510	65-206	17-100	12-125	22	26	3-0	5	2	1
Opponents		7	298	262	560	33-111	8-52	3-27	28	11	2-0	2	1	0

DEFENSIVE GAME-BY-GAME

TACKLES

Player	UA-A	Total	ASU	SMU	TU	CIN	ISU	UT	UCF	KU	OSU	WVU	BYU	TCU
Stutsman, Danny	32-38	70	3-1	5-12	4-5	7-6	2-4	6-3	5-7					
Kanak, Jaren	16-24	40	0-3	1-3	2-3	2-5	2-1	7-6	2-3					
Lawrence, Key	22-9	31	0-2	6-1	0-2	2-1	3-1	4-0	7-2					
Washington, Woodi	16-11	27	0-2	4-2	2-1	1-3	2-0	6-3	1-0					
Bowen, Peyton	14-11	25	3-0	1-3	1-1	2-3	2-2	3-2	2-0					
Lewis, Kip	13-12	25	0-3	4-5	3-0	3-1	1-0	1-2	1-1					
Bowman, Billy	12-13	25	1-1	1-2	-	1-3	1-2	6-5	2-0					
Downs, Ethan	12-11	23	1-1	0-3	3-1	1-2	1-1	3-0	3-3					
McCullough, Dasan	9-11	20	-	DNP	DNP	3-4	1-1	1-4	4-2					
Williams, Gentry	13-5	18	1-2	0-1	5-1	2-0	1-1	1-0	3-0					
Pearson, Reggie	10-8	18	2-0	1-2	3-2	DNP	2-2	0-2	2-0					
Coe, Isaiah	3-12	15	-	1-0	0-4	0-2	0-1	1-2	1-3					
Walker, Kani	6-8	14	2-1	0-5	2-1	2-1	DNP	DNP	-					
Spears-Jennings, Robert	7-5	12	DNP	2-1	2-1	1-1	0-1	1-1	1-0					
Bothroyd, Rondell	4-8	12	0-1	1-3	-	0-1	0-1	2-0	1-2					
Dolby, Kendel	8-3	11	1-0	-	-	3-2	1-0	2-0	1-1					
Lacey, Jacob	4-7	11	-	0-2	0-1	0-2	0-1	3-1	1-0					
Terry, Da'Jon	4-7	11	-	1-1	1-1	0-1	-	1-3	1-1					
McKinzie, Kobie	6-3	9	3-1	0-1	3-0	-	0-1	-	-					
Ford, Trace	5-4	9	-	0-1	2-2	-	0-1	1-0	2-0					
Laulu, Jonah	4-5	9	-	1-2	1-1	1-1	0-1	-	1-0					
Halton, Gracen	3-6	9	1-1	1-1	1-1	-	0-2	-	0-1					
Kelley, Jordan	5-2	7	1-0	-	1-1	-	1-0	1-1	1-0					
Johnson, Jacobe	4-2	6	2-0	-	-	0-1	0-1	1-0	1-0					
Vickers, Makari	3-3	6	DNP	1-0	1-1	1-0	0-2	DNP	-					
Adebawore, Adepoju	3-3	6	1-0	-	2-1	-	0-1	0-1	-					
Harrington, Justin	2-4	6	1-1	1-3	DNP	DNP	DNP	DNP	DNP					
Whitter, Shane	3-1	4	1-0	-	-	-	2-1	-	-					
Near, Konnor	3-1	4	-	-	2-0	-	1-1	-	-					
Stripling, Marcus	1-3	4	0-1	-	1-0	0-1	0-1	-	-					
Carter, Lewis	0-4	4	0-1	-	0-1	-	0-2	-	-					
Thomas, R Mason	2-1	3	DNP	1-0	DNP	DNP	-	0-1	1-0					
Gilliam, Kelvin	0-3	3	0-1	0-1	0-1	DNP	-	DNP	DNP					
Omosigho, Samuel	1-1	2	-	DNP	-	1-0	0-1	-	DNP					
Grimes, Reggie	0-2	2	-	DNP	0-1	0-1	-	DNP	DNP					
Heinecke, Owen	0-2	2	0-1	0-1	-	-	-	-	-					
Farooq, Jalil	1-0	1	-	-	-	-	1-0	-	-					
Gabriel, Dillon	1-0	1	-	-	-	-	-	-	1-0					
Wagoner, Jasiaah	1-0	1	DNP	DNP	DNP	-	1-0	DNP	DNP					
Strong, Markus	1-0	1	1-0	DNP	DNP	DNP	DNP	DNP	DNP					
Schmit, Zach	0-1	1	-	-	-	-	-	0-1	-					
Sanders, Ashton	0-1	1	-	DNP	DNP	DNP	0-1	DNP	DNP					
Sears, Davon	0-1	1	-	DNP	DNP	DNP	0-1	DNP	DNP					

DEFENSIVE GAME-BY-GAME

TACKLES FOR LOSS

Player	UA-A	Total	ASU	SMU	TU	CIN	ISU	UT	UCF	KU	OSU	WVU	BYU	TCU
Stutsman, Danny	7-9	11.5	-	2.5-3	2.0-6	3.5-15	1.0-3	1.5-4	1.0-2					
Downs, Ethan	5-2	6.0	1.0-2	-	0.5-1	-	1.5-5	2.0-16	1.0-3					
Williams, Gentry	4-0	4.0	1.0-6	-	1.0-3	1.0-3	1.0-5	-	-					
Kanak, Jaren	3-2	4.0	-	-	2.0-3	-	-	1.0-5	1.0-2					
Kelley, Jordan	3-0	3.0	1.0-2	-	1.0-1	-	-	-	1.0-11					
Laulu, Jonah	2-2	3.0	-	0.5-1	0.5-1	1.0-3	-	-	1.0-5					
Adebawore, Adepoju	2-2	3.0	-	-	2.5-12	-	0.5-2	-	-					
Pearson, Reggie	2-1	2.5	1.0-1	-	0.5-1	DNP	1.0-2	-	-					
Halton, Gracen	2-1	2.5	1.0-1	-	1.5-5	-	-	-	-					
McCullough, Dasan	1-3	2.5	-	DNP	DNP	0.5-0	-	1.0-2	1.0-1					
Bothroyd, Rondell	1-3	2.5	-	-	-	0.5-1	-	1.0-4	1.0-0					
Terry, Da'Jon	1-3	2.5	-	-	0.5-1	-	-	1.5-6	0.5-1					
Lawrence, Key	2-0	2.0	-	1.0-1	-	-	1.0-2	-	-					
Ford, Trace	2-0	2.0	-	-	-	-	-	-	2.0-6					
Coe, Isaiah	0-4	2.0	-	-	0.5-1	0.5-1	-	-	1.0-3					
Bowman, Billy	1-1	1.5	-	0.5-1	-	-	-	-	1.0-1					
Washington, Woodi	1-1	1.5	-	-	0.5-1	-	-	1.0-2	-					
Stripling, Marcus	1-1	1.5	-	-	1.0-13	-	0.5-1	-	-					
Lacey, Jacob	1-1	1.5	-	0.5-1	-	-	-	1.0-3	-					
McKinzie, Kobie	1-0	1.0	1.0-2	-	-	-	-	-	-					
Whitter, Shane	1-0	1.0	-	-	-	-	1.0-2	-	-					
Bowen, Peyton	1-0	1.0	-	-	-	-	-	-	1.0-9					
Lewis, Kip	0-1	0.5	-	-	-	-	-	-	0.5-1					
Grimes, Reggie	0-1	0.5	-	DNP	0.5-1	-	-	DNP	DNP					
Johnson, Jacobe	0-1	0.5	-	-	-	-	0.5-1	-	-					
Carter, Lewis	0-1	0.5	-	-	0.5-0	-	-	-	-					
Sanders, Ashton	0-1	0.5	-	DNP	DNP	DNP	0.5-1	DNP	DNP					
Sears, Davon	0-1	0.5	-	DNP	DNP	DNP	0.5-1	DNP	DNP					

SACKS

Player	UA-A	Total	ASU	SMU	TU	CIN	ISU	UT	UCF	KU	OSU	WVU	BYU	TCU
Downs, Ethan	4-1	4.5	1-2	-	-	-	0.5-2	2-16	1-3					
Kanak, Jaren	2-0	2	-	-	1-2	-	-	1-5	-					
Stutsman, Danny	2-0	2	-	1-2	-	1-11	-	-	-					
Stripling, Marcus	1-1	1.5	-	-	1-13	-	0.5-1	-	-					
Adebawore, Adepoju	1-1	1.5	-	-	1-10	-	0.5-2	-	-					
Laulu, Jonah	1-0	1	-	-	-	1-3	-	-	-					
Bowen, Peyton	1-0	1	-	-	-	-	-	-	1-9					
Lacey, Jacob	1-0	1	-	-	-	-	-	1-3	-					
Kelley, Jordan	1-0	1	-	-	-	-	-	-	1-11					
Terry, Da'Jon	1-0	1	-	-	-	-	-	1-4	-					
Sears, Davon	0-1	0.5	-	DNP	DNP	DNP	0.5-1	DNP	DNP					

PARTICIPATION GAME-BY-GAME

NO.	NAME	GP/GS	ASU	SMU	TU	CIN	ISU	UT	UCF	KU	OSU	WVU	BYU	TCU
34	Adebawore, Adepoju	7/0	XXX	XXX	XXX	XXX	XXX	XXX	XXX					
57	Allen, Gunnar	1/0	XXX					
50	Anderson, Ben	7/0	XXX	XXX	XXX	XXX	XXX	XXX	XXX					
69	Anderson, Nate	7/0	XXX	XXX	XXX	XXX	XXX	XXX	XXX					
4	Anderson, Nic	7/1	XXX	XXX	XXX	XXX	XXX	XXX	XXX					START
5	Anthony, Andre	6/6	START	START	START	START	START	START	START					...
10	Arnold, Jackson	4/0	XXX	XXX	XXX	...	XXX
2	Barnes, Jovantae	3/1	XXX	XXX	START
64	Bates, Joshua	1/0	XXX
11	Beville, Davis	1/0	XXX
14	Booty, General	1/0	XXX
80	Bothroyd, Rondell	7/7	START	START	START	START	START	START	START					START
22	Bowen, Peyton	7/1	XXX	XXX	START	XXX	XXX	XXX	XXX					XXX
2	Bowman, Billy	7/7	START	START	START	START	START	START	START					START
98	Bray, Hayden	1/0	XXX
6	Bunkley-Shelton, LV	7/0	XXX	XXX	XXX	XXX	XXX	XXX	XXX					XXX
59	Byrd, Savion	5/3	START	START	START	...	XXX	...	XXX					XXX
20	Carter, Lewis	7/0	XXX	XXX	XXX	XXX	XXX	XXX	XXX					XXX
94	Coe, Isaiah	7/3	XXX	XXX	XXX	START	START	START	START					XXX
53	DeQuasie, Reed	2/0	XXX	...	XXX
15	Dolby, Kendel	7/0	XXX	XXX	XXX	XXX	XXX	XXX	XXX					XXX
40	Downs, Ethan	7/6	XXX	START	START	START	START	START	START					START
48	Elzinga, Luke	5/0	XXX	XXX	XXX	XXX	XXX					XXX
52	Everett, Troy	6/3	XXX	XXX	XXX	START	START	START	START					...
80	Fanuiel, Josh	2/0	XXX	...	XXX
3	Farooq, Jalil	7/7	START	START	START	START	START	START	START					START
45	Fay, Hampton	1/0	XXX
30	Ford, Trace	7/1	START	XXX	XXX	XXX	XXX	XXX	XXX					XXX
82	Freeman, Gavin	7/0	XXX	XXX	XXX	XXX	XXX	XXX	XXX					XXX
8	Gabriel, Dillon	7/7	START	START	START	START	START	START	START					START
1	Gibson, Jayden	7/0	XXX	XXX	XXX	XXX	XXX	XXX	XXX					XXX
44	Gilliam, Kelvin	4/0	XXX	XXX	XXX	...	XXX
70	Green, Cayden	6/1	XXX	...	XXX	XXX	XXX	XXX	XXX					START
14	Grimes, Reggie	4/0	XXX	...	XXX	XXX	XXX
60	Guyton, Tyler	7/7	START	START	START	START	START	START	START					START
56	Halton, Gracen	7/0	XXX	XXX	XXX	XXX	XXX	XXX	XXX					XXX
4	Harrington, Justin	2/2	START	START
17	Heim, Taylor	1/0	XXX
38	Heinecke, Owen	7/0	XXX	XXX	XXX	XXX	XXX	XXX	XXX					XXX
13	Hester, JJ	1/0	XXX
0	Hicks, Kalib	1/0	XXX
71	Howland, Logan	1/0	XXX
49	Hudgens, Pierce	4/0	XXX	...	XXX	XXX					XXX
19	Johnson, Jacob	7/0	XXX	XXX	XXX	XXX	XXX	XXX	XXX					XXX
7	Kanak, Jaren	7/7	START	START	START	START	START	START	START					START
88	Kelley, Jordan	7/0	XXX	XXX	XXX	XXX	XXX	XXX	XXX					XXX
54	Lacey, Jacob	7/6	XXX	START	START	START	START	START	START					START
58	Lane, Ethan	1/0	XXX
8	Laulu, Jonah	7/3	START	START	START	XXX	XXX	XXX	XXX					XXX
12	Lawrence, Key	7/4	XXX	XXX	XXX	START	START	START	START					START
10	Lewis, Kip	7/0	XXX	XXX	XXX	XXX	XXX	XXX	XXX					XXX
87	Llewellyn, Jason	3/0	XXX	...	XXX	XXX
24	Major, Marcus	7/4	XXX	START	XXX	START	START	START	START					XXX
46	Marshall, Gavin	2/0	XXX	...	XXX
25	McCullough, Daeh	1/0	XXX
1	McCullough, Dasan	5/4	XXX	START	START	START	START					START
46	McDaniel, Gabriel	1/0	XXX
19	McIntyre, Kade	1/0	XXX
11	McKinzie, Kobie	7/0	XXX	XXX	XXX	XXX	XXX	XXX	XXX					XXX
23	Megwa, Emeka	1/0	XXX
83	Melson, Major	2/0	XXX	...	XXX
89	Merck, Eli	2/0	XXX	...	XXX
72	Mettauer, McKade	7/6	START	START	START	START	START	START	START					XXX
42	Near, Konnor	7/0	XXX	XXX	XXX	XXX	XXX	XXX	XXX					XXX
24	Omosigho, Samuel	5/0	XXX	...	XXX	XXX	XXX	XXX	XXX					...
77	Ozaeta, Heath	1/0	XXX
93	Paea, Phil	2/0	XXX	...	XXX
55	Parks, Aaryn	2/0	XXX	...	XXX
21	Pearson, Reggie	6/3	START	START	START	...	XXX	XXX	XXX					XXX
17	Pettaway, Jaquai	5/0	XXX	...	XXX	...	XXX	XXX	XXX					XXX
36	Plaster, Josh	7/0	XXX	XXX	XXX	XXX	XXX	XXX	XXX					XXX
73	Raym, Andrew	7/7	START	START	START	START	START	START	START					START
75	Rouse, Walter	7/7	START	START	START	START	START	START	START					START
27	Rowe, Jayden	1/0	XXX
55	Sanders, Ashton	2/0	XXX	XXX
27	Sawchuk, Gavin	6/1	...	XXX	XXX	XXX	XXX	XXX	XXX					START
34	Schmit, Zach	7/0	XXX	XXX	XXX	XXX	XXX	XXX	XXX					XXX
96	Sears, Davon	2/0	XXX	XXX
76	Sexton, Jacob	2/0	XXX	...	XXX
53	Shaffer, Caleb	7/1	XXX	XXX	XXX	XXX	XXX	XXX	XXX					START
16	Smith, Blake	7/0	XXX	XXX	XXX	XXX	XXX	XXX	XXX					XXX
7	Smothers, Daylan	2/0	XXX	...	XXX
3	Spears-Jennings, R.	6/0	...	XXX	XXX	XXX	XXX	XXX	XXX					XXX
81	Stogner, Austin	7/7	START	START	START	START	START	START	START					START
12	Stoops, Drake	7/7	START	START	START	START	START	START	START					START
33	Stripling, Marcus	7/0	XXX	XXX	XXX	XXX	XXX	XXX	XXX					XXX
99	Strong, Markus	1/0	XXX
28	Stutsman, Danny	7/7	START	START	START	START	START	START	START					START
79	Taylor, Jake	4/0	XXX	...	XXX	...	XXX	...	XXX					XXX
95	Terry, Da'Jon	7/2	START	XXX	XXX	XXX	XXX	XXX	XXX					START
32	Thomas, R Mason	4/0	...	XXX	XXX	XXX	XXX					XXX
15	Thompson, Brenen	1/0	XXX
6	Vickers, Makari	5/0	...	XXX	XXX	XXX	XXX					XXX
23	Wagoner, Jasiah	2/0	XXX	XXX
26	Walker, Kani	5/0	XXX	XXX	XXX	XXX					XXX
29	Walker, Tawee	6/1	START	XXX	XXX	XXX	XXX	XXX
5	Washington, Woodi	7/7	START	START	START	START	START	START	START					START
90	Wein, Taylor	1/0	XXX
13	Whitter, Shane	7/0	XXX	XXX	XXX	XXX	XXX	XXX	XXX					XXX
9	Williams, Gentry	7/7	START	START	START	START	START	START	START					START

OKLAHOMA SEASON HIGHS

Rushes	21	Tawee Walker vs SMU (Sep 09, 2023)
Yards Rushing	117	Tawee Walker vs SMU (Sep 09, 2023)
TD Rushes	2	Tawee Walker vs Texas (Oct 07, 2023)
	2	Dillon Gabriel vs Iowa St. (Sep 30, 2023)
	2	Tawee Walker vs Arkansas St. (Sep 02, 2023)
Long Rush	44	Dillon Gabriel vs Texas (Oct 07, 2023)
Pass Attempts	39	Dillon Gabriel vs Iowa St. (Sep 30, 2023)
Pass Completions	28	Dillon Gabriel at Tulsa (Sep 16, 2023)
Yards Passing	421	Dillon Gabriel at Tulsa (Sep 16, 2023)
TD Passes	5	Dillon Gabriel at Tulsa (Sep 16, 2023)
Long Pass	55	Dillon Gabriel at Tulsa (Sep 16, 2023)
Receptions	9	Jaquaze Pettaway vs Arkansas St. (Sep 02, 2023)
Yards Receiving	130	Jalil Farooq vs Texas (Oct 07, 2023)
TD Receptions	3	Nic Anderson at Tulsa (Sep 16, 2023)
Long Reception	55	Andre Anthony at Tulsa (Sep 16, 2023)
Punts	6	Josh Plaster at Cincinnati (Sep 23, 2023)
Punting Avg	51.6	Luke Elzinga vs UCF (Oct 21, 2023)
Long Punt	58	Luke Elzinga vs UCF (Oct 21, 2023)
Punts Inside 20	4	Luke Elzinga vs UCF (Oct 21, 2023)
Long Punt Return	82	Gavin Freeman vs Arkansas St. (Sep 02, 2023)
Long Kickoff Return	62	Jalil Farooq at Tulsa (Sep 16, 2023)
Tackles	17	Danny Stutsman vs SMU (Sep 09, 2023)
Sacks	2	Ethan Downs vs Texas (Oct 07, 2023)
Tackles For Loss	3.5	Danny Stutsman at Cincinnati (Sep 23, 2023)

OKLAHOMA GAME HIGHS

Rushes	49	vs Arkansas St. (Sep 02, 2023)
Yards Rushing	220	vs Arkansas St. (Sep 02, 2023)
Yards Per Rush	4.7	vs Texas (Oct 07, 2023)
TD Rushes	6	vs Arkansas St. (Sep 02, 2023)
Pass Attempts	39	vs Iowa St. (Sep 30, 2023)
Pass Completions	30	at Tulsa (Sep 16, 2023)
	30	vs Arkansas St. (Sep 02, 2023)
Yards Passing	476	at Tulsa (Sep 16, 2023)
Yards Per Pass	13.6	at Tulsa (Sep 16, 2023)
TD Passes	6	at Tulsa (Sep 16, 2023)
Total Plays	84	vs UCF (Oct 21, 2023)
Total Offense	642	vs Arkansas St. (Sep 02, 2023)
Yards Per Play	9.4	at Tulsa (Sep 16, 2023)
Points	73	vs Arkansas St. (Sep 02, 2023)
Sacks By	5	vs Texas (Oct 07, 2023)
First Downs	36	vs Arkansas St. (Sep 02, 2023)
Penalties	9	vs SMU (Sep 09, 2023)
Penalty Yards	93	vs SMU (Sep 09, 2023)
Turnovers	2	at Tulsa (Sep 16, 2023)
Punts	6	at Cincinnati (Sep 23, 2023)
Punting Avg	51.6	vs UCF (Oct 21, 2023)
Long Punt	58	vs UCF (Oct 21, 2023)
Punts Inside 20	4	vs UCF (Oct 21, 2023)
	4	vs SMU (Sep 09, 2023)
Long Punt Return	82	vs Arkansas St. (Sep 02, 2023)

OPPONENT SEASON HIGHS

Rushes	23	RJ Harvey vs UCF (Oct 21, 2023)
Yards Rushing	129	Jonathon Brooks vs Texas (Oct 07, 2023)
TD Rushes	1	John Rhys Plumlee vs UCF (Oct 21, 2023)
	1	Jonathon Brooks vs Texas (Oct 07, 2023)
Long Rush	54	RJ Harvey vs UCF (Oct 21, 2023)
Pass Attempts	45	Preston Stone vs SMU (Sep 09, 2023)
Pass Completions	31	Quinn Ewers vs Texas (Oct 07, 2023)
Yards Passing	346	Quinn Ewers vs Texas (Oct 07, 2023)
TD Passes	2	John Rhys Plumlee vs UCF (Oct 21, 2023)
	2	Rocco Becht vs Iowa St. (Sep 30, 2023)
	2	Cardell Williams at Tulsa (Sep 16, 2023)
Long Pass	86	John Rhys Plumlee vs UCF (Oct 21, 2023)
Receptions	10	Jordan Whittington vs Texas (Oct 07, 2023)
Yards Receiving	134	Javon Baker vs UCF (Oct 21, 2023)
TD Receptions	2	Javon Baker vs UCF (Oct 21, 2023)
Long Reception	86	Javon Baker vs UCF (Oct 21, 2023)
Field Goals	3	Colton Boomer vs UCF (Oct 21, 2023)
	3	Bert Auburn vs Texas (Oct 07, 2023)
Long Field Goals	54	Carter Brown at Cincinnati (Sep 23, 2023)
Punts	7	Mitch McCarthy vs UCF (Oct 21, 2023)
	7	William Przystup vs Arkansas St. (Sep 02, 2023)
Punting Avg	48.3	Mason Fletcher at Cincinnati (Sep 23, 2023)
Long Punt	59	William Przystup vs Arkansas St. (Sep 02, 2023)
Punts Inside 20	3	Mason Fletcher at Cincinnati (Sep 23, 2023)
Long Punt Return	6	Xavier Townsend vs UCF (Oct 21, 2023)
Long Kickoff Return	26	Ja'Quez Cross vs Arkansas St. (Sep 02, 2023)
Tackles	13	Dorian Jones at Cincinnati (Sep 23, 2023)
Sacks	1	Tre'mon Morris-Brash vs UCF (Oct 21, 2023)
	1	Lee Hunter vs UCF (Oct 21, 2023)
	1	Malachi Lawrence vs UCF (Oct 21, 2023)
	1	Anthony Hill Jr. vs Texas (Oct 07, 2023)
	1	Zachary Lovett vs Iowa St. (Sep 30, 2023)
	1	Dontay Corleone at Cincinnati (Sep 23, 2023)
	1	Dorian Jones at Cincinnati (Sep 23, 2023)
	1	Elijah Chatman vs SMU (Sep 09, 2023)
Tackles For Loss	2.5	Lee Hunter vs UCF (Oct 21, 2023)
Interceptions	1	Quadric Bullard vs UCF (Oct 21, 2023)
	1	Jeremiah Cooper vs Iowa St. (Sep 30, 2023)
	1	Demarco Jones at Tulsa (Sep 16, 2023)

OPPONENT GAME HIGHS

Rushes	46	at Tulsa (Sep 16, 2023)
Yards Rushing	156	vs Texas (Oct 07, 2023)
Yards Per Rush	5.6	vs Iowa St. (Sep 30, 2023)
TD Rushes	1	vs UCF (Oct 21, 2023)
	1	vs Texas (Oct 07, 2023)
Pass Attempts	45	vs SMU (Sep 09, 2023)
Pass Completions	32	vs Texas (Oct 07, 2023)
Yards Passing	371	vs Texas (Oct 07, 2023)
Yards Per Pass	9.8	vs Texas (Oct 07, 2023)
TD Passes	2	vs UCF (Oct 21, 2023)
	2	vs Iowa St. (Sep 30, 2023)
	2	at Tulsa (Sep 16, 2023)
Total Plays	79	at Cincinnati (Sep 23, 2023)
	79	vs SMU (Sep 09, 2023)
Total Offense	527	vs Texas (Oct 07, 2023)
Yards Per Play	6.8	vs Texas (Oct 07, 2023)
Points	30	vs Texas (Oct 07, 2023)
Sacks By	3	vs UCF (Oct 21, 2023)
First Downs	25	vs Texas (Oct 07, 2023)
Penalties	14	vs Arkansas St. (Sep 02, 2023)
Penalty Yards	111	vs Arkansas St. (Sep 02, 2023)
Turnovers	5	at Tulsa (Sep 16, 2023)
Punts	7	vs UCF (Oct 21, 2023)
	7	vs Arkansas St. (Sep 02, 2023)
Punting Avg	48.3	at Cincinnati (Sep 23, 2023)
Long Punt	59	vs Arkansas St. (Sep 02, 2023)
Punts Inside 20	3	at Cincinnati (Sep 23, 2023)
Long Punt Return	6	vs UCF (Oct 21, 2023)

OKLAHOMA'S LONGEST PLAYS

Rushing	44	Dillon Gabriel vs Texas (Oct. 7, 2023)
Passing	55	Dillon Gabriel to Andre Anthony at Tulsa (Sept. 16, 2023)
Field Goal	46	Zach Schmit vs Iowa State (Sept. 30, 2023)
Punt	58	Luke Elzinga vs UCF (Oct. 21, 2023)
Punt Return	82	Gavin Freeman vs Arkansas State (Sept. 2, 2023)
Kickoff Return	62	Jalil Farooq at Tulsa (Sept. 16, 2023)
Interception Return	44	Billy Bowman vs Iowa State (Sept. 30, 2023)
Fumble Return	N/A	

OKLAHOMA'S LONGEST RUSHES

Date	Opponent	OU Player	Yards
10/7	Texas	Dillon Gabriel	44
10/21	UCF	Gavin Sawchuk	30 (TD)
9/9	SMU	Tawee Walker	30

OKLAHOMA'S LONGEST PASS PLAYS

Date	Opponent	OU Players	Yards
9/16	Tulsa	Dillon Gabriel to Andre Anthony	55
9/30	Iowa State	Dillon Gabriel to Nic Anderson	54
9/2	Arkansas State	Dillon Gabriel to Nic Anderson	52
9/16	Tulsa	Jackson Arnold to Nic Anderson	50 (TD)
9/30	Iowa State	Dillon Gabriel to Jalil Farooq	49
9/23	Cincinnati	Dillon Gabriel to Andre Anthony	49
9/2	Arkansas State	Dillon Gabriel to Andre Anthony	45
10/7	Texas	Dillon Gabriel to Jalil Farooq	43
10/21	UCF	Dillon Gabriel to Nic Anderson	42 (TD)
9/16	Tulsa	Dillon Gabriel to Nic Anderson	42 (TD)
9/30	Iowa State	Dillon Gabriel to Jayden Gibson	41 (TD)
9/30	Iowa State	Dillon Gabriel to Nic Anderson	39 (TD)
9/16	Tulsa	Dillon Gabriel to Jalil Farooq	37
10/7	Texas	Dillon Gabriel to Jalil Farooq	34
9/16	Tulsa	Dillon Gabriel to Jalil Farooq	34 (TD)
9/2	Arkansas State	Dillon Gabriel to Jayden Gibson	33
9/16	Tulsa	Dillon Gabriel to Andre Anthony	32
10/21	UCF	Dillon Gabriel to Nic Anderson	29 (TD)
9/9	SMU	Dillon Gabriel to Andre Anthony	29 (TD)
10/7	Texas	Dillon Gabriel to Drake Stoops	28
9/16	Tulsa	Dillon Gabriel to Nic Anderson	28 (TD)
9/2	Arkansas State	Dillon Gabriel to Blake Smith	28
9/9	SMU	Dillon Gabriel to Marcus Major	27 (TD)
9/23	Cincinnati	Dillon Gabriel to Jalil Farooq	26
9/16	Tulsa	Dillon Gabriel to Jalil Farooq	26
9/2	Arkansas State	Jackson Arnold to Kade McIntyre	26
9/23	Cincinnati	Dillon Gabriel to Andre Anthony	25
9/23	Cincinnati	Dillon Gabriel to Drake Stoops	25
9/23	Cincinnati	Dillon Gabriel to Jayden Gibson	21
9/9	SMU	Dillon Gabriel to Jalil Farooq	21 (TD)
9/2	Arkansas State	Dillon Gabriel to Drake Stoops	21
9/2	Arkansas State	Jackson Arnold to Jayden Gibson	21 (TD)

OKLAHOMA'S LONGEST RETURN PLAYS

Date	Opponent	OU Player	Yards
9/2	Arkansas State	Gavin Freeman (PR)	82 (TD)
9/16	Tulsa	Jalil Farooq (KR)	62
9/30	Iowa State	Billy Bowman (IR)	44 (TD)
10/7	Texas	Jalil Farooq (KR)	31
9/16	Tulsa	Danny Stutsman (IR)	30 (TD)
9/9	SMU	Jalil Farooq (KR)	29
9/16	Tulsa	Trace Ford (IR)	26
10/21	UCF	Jalil Farooq (KR)	25
9/30	Iowa State	Jalil Farooq (KR)	25
9/30	Iowa State	LV Bunkley-Shelton (KR)	25
10/21	UCF	Gavin Freeman (PR)	22

OKLAHOMA'S LONGEST SCORING DRIVES

Date	Opponent	Quarter	Plays-Yards	TOP	Drive Ended
9/9	SMU	2nd	13-94	4:53	Touchdown
9/16	Tulsa	1st	11-92	4:14	Touchdown
9/30	Iowa State	3rd	8-85	2:29	Touchdown
9/16	Tulsa	1st	2-84	0:42	Touchdown
9/2	Arkansas State	2nd	11-82	5:53	Field Goal
10/21	UCF	4th	9-80	4:17	Touchdown
9/2	Arkansas State	1st	10-80	3:34	Touchdown
10/7	Texas	1st	13-78	4:34	Field Goal
9/16	Tulsa	1st	8-78	2:52	Touchdown
10/21	UCF	2nd	8-75	2:04	Touchdown
10/7	Texas	4th	5-75	1:02	Touchdown
10/7	Texas	3rd	13-75	4:39	Touchdown
10/7	Texas	2nd	10-75	4:04	Touchdown
9/30	Iowa State	2nd	6-75	2:17	Touchdown
9/30	Iowa State	1st	6-75	1:42	Touchdown
9/30	Iowa State	1st	10-75	4:23	Touchdown
9/23	Cincinnati	3rd	9-75	2:59	Touchdown
9/9	SMU	4th	10-75	3:08	Touchdown
9/2	Arkansas State	2nd	5-74	2:05	Touchdown
9/16	Tulsa	3rd	6-73	2:38	Touchdown
9/16	Tulsa	2nd	11-73	3:30	Field Goal
9/2	Arkansas State	1st	13-73	4:23	Touchdown
9/23	Cincinnati	2nd	12-72	4:51	Field Goal
9/2	Arkansas State	2nd	6-70	2:12	Touchdown
9/2	Arkansas State	1st	5-70	1:19	Touchdown
10/21	UCF	2nd	7-67	1:17	Field Goal
10/7	Texas	2nd	9-67	1:53	Field Goal
9/23	Cincinnati	4th	9-67	4:33	Field Goal
9/2	Arkansas State	3rd	11-67	7:22***	Touchdown
9/23	Cincinnati	1st	6-66	1:47	Touchdown
10/21	UCF	4th	9-65	2:15	Touchdown
9/2	Arkansas State	3rd	10-65	3:54	Touchdown
9/2	Arkansas State	3rd	4-62	1:34	Touchdown
9/30	Iowa State	3rd	14-51	6:45	Field Goal
9/16	Tulsa	3rd	1-50	0:08*	Touchdown
10/21	UCF	1st	3-45	0:51	Touchdown
9/30	Iowa State	2nd	7-43	1:59	Touchdown
9/16	Tulsa	3rd	7-42	2:06	Touchdown
9/9	SMU	1st	3-40	1:04	Touchdown
9/16	Tulsa	1st	4-37	1:19	Touchdown
9/2	Arkansas State	3rd	5-34	2:27	Touchdown
9/30	Iowa State	2nd	8-30	2:28	Field Goal
9/9	SMU	4th	3-30	0:51	Touchdown

*Shortest scoring drive by time of possession

Longest touchdown drive by time of possession | *Longest scoring drive by TOP

OPPONENTS' LONGEST PLAYS

Rushing	54	RJ Harvey, UCF (Oct. 21, 2023)
Passing	86	John Rhys Plumlee to Javon Baker, UCF (Oct. 21, 2023)
Field Goal	54	Carter Brown, Cincinnati (Sept. 23, 2023)
Punt	59	William Przystup, Arkansas State (Sept. 2, 2023)
Punt Return	7	Kitan Crawford, Texas (Oct. 7, 2023)
Kickoff Return	26	DJa'Quez Cross, Arkansas State (Sept. 2, 2023)
Interception Return	27	Quadric Bullard, UCF (Oct. 21, 2023)
Fumble Return	N/A	

BIG 12/NCAA RANKINGS

INDIVIDUAL

Category	Player	Stat	Big 12 Rank	NCAA Rank
Completion Percentage	Dillon Gabriel	71.2	1	9
Completions/Game	Dillon Gabriel	23.7	2	17
Passing Efficiency	Dillon Gabriel	172.4	1	7
Passing Yards	Dillon Gabriel	2,131	1	13
Passing TDs	Dillon Gabriel	19	1	6
Passing Yards/Game	Dillon Gabriel	304.4	1	9
Yards/Pass Attempt	Dillon Gabriel	9.2	1	12
Yards/Pass Completion	Dillon Gabriel	12.8	2	35
Rushing Yards	Marcus Major	308	16	166
Rushing Yards/Game	Marcus Major	44.0	16	163
Rushing TDs	Dillon Gabriel	5	10	61
	Tawee Walker	4	14	97
Receiving Yards	Jalil Farooq	438	7	82
	Andre Anthony	429	11	93
Receiving Yards/Game	Andre Anthony	71.5	4	50
	Jalil Farooq	62.6	8	79
Yards/Reception	Nic Anderson	24.2	1	2
	Jalil Farooq	19.0	5	22
	Andre Anthony	15.8	11	82
Receiving TDs	Nic Anderson	8	1	7
	Drake Stoops	5	3	32
All Purpose Yards/Game	Jalil Farooq	105.9	8	48
Total Offense/Game	Dillon Gabriel	337.3	1	5
Field Goals/Game	Zach Schmit	1.3	8	35
Total Points Scored	Zach Schmit	64	3	19
	Nic Anderson	48	12	89
Points Scored/Game	Zach Schmit	9.1	3	15
	Nic Anderson	6.9	11	79
Points Responsible For	Dillon Gabriel	144	1	4
	Zach Schmit	64	12	92
Points Responsible For/Game	Dillon Gabriel	20.6	1	4
	Zach Schmit	9.1	12	90
Total Touchdowns	Nic Anderson	8	2	25
Total Tackles	Danny Stutsman	10.0	2	16
Tackles for Loss/Game	Danny Stutsman	1.6	2	6
Sacks	Ethan Downs	0.64	6	41
Punt Returns	Gavin Freeman	12.5	2	12
Punt Return TDs	Gavin Freeman	1	1	2
Kickoff Returns	Jalil Farooq	23.7	2	16
Combined Kick Returns	Jalil Farooq	261	5	37
Total Interceptions	Gentry Williams	3	3	14
	Billy Bowman	2	9	51
	Key Lawrence	2	9	51
	Kendel Dolby	2	9	51
Fumbles Recovered	Danny Stutsman	1	3	47
	Kani Walker	1	3	47
	Gentry Williams	1	3	47
Blocked Kicks	Peyton Bowen	2	1	11

TEAM

Category	Stat	Big 12 Rank	NCAA Rank
Scoring Offense	43.1	1	4
Scoring Defense	16.1	1	13
Total Offense	496.9	2	7
Total Defense	359.1	4	53
Rushing Offense	168.3	9	51
Rushing Defense	118.7	4	33
Pass Offense	328.6	1	7
Pass Defense	240.4	9	87
Pass Efficiency	175.6	1	6
Pass Defense Efficiency	117.4	2	23
Passes Had Intercepted	3	1	8
Passes Intercepted	12	1	2
Sacks/Game	2.4	4	45
Sacks Allowed/Game	1.1	2	15
Tackles for Loss/Game	9.3	1	1
First Downs	194	2	3
First Downs Allowed	131	4	42
3rd-Down Conversion Pct.	50.5	3	11
Opp. 3rd-Down Conversion Pct.	28.6	1	6
4th-Down Conversion Pct.	80.0	2	7
Opp. 4th-Down Conversion Pct.	52.9	8	78
Red Zone Offense Pct.	86.5	6	51
Red Zone Defense Pct.	71.4	2	15
Penalties/Game	6.4	12	80
Penalty Yards/Game	54.0	11	78
Time of Possession	29:57	8	68
Turnover Margin	1.43	1	2
Net Punt Average	39.2	11	67
Kick Return Average	23.8	4	26
Kickoff Coverage	16.1	1	22
Punt Return Average	11.5	4	33
Punt Coverage	1.3	2	12

9/2/23 • Gaylord Family – Oklahoma Memorial Stadium (83,221) • Norman		
	ARKANSAS STATE	0
	#20 OKLAHOMA	73

NORMAN — Including an 82-yard punt return, Oklahoma scored on each of its first 11 possessions (10 touchdowns) in a 73-0 season-opening home win over Arkansas State. It was OU's largest victory margin in a season opener in 106 years.

OU's .909 completion percentage (30 of 33) set a school record (min. 15 attempts). Redshirt senior Dillon Gabriel was 19 for 22 for 308 yards and two touchdowns in one half of action while freshman Jackson Arnold, who celebrated his 19th birthday, was 11 for 11 for 114 yards and one TD in his collegiate debut. Gabriel and Arnold also each ran for a TD.

Sophomore Gavin Freeman's punt return touchdown was OU's first since 2016 and the second longest in an OU season opener. He became just the fourth Sooner to score a TD on his first career punt return and added his first career receiving score on a seven-yard play in the first quarter.

Junior running back Tawee Walker made his first career start and logged his first career rushing touchdowns, scoring from 1 yard in both the second and third quarters. He ran for 44 yards on eight carries. Other Sooners who scored their first career TDs were sophomore receiver Jayden Gibson (21-yard catch) and freshman running back Kalib Hicks (6-yard rush).

Freshman receiver Jaquaze Pettaway caught nine passes in his debut, most in the Big 12 and tied for fifth most nationally on the week. He finished with 56 yards.

Score by Quarters	1	2	3	4	Score
Arkansas State	0	0	0	0	0
Oklahoma	28	17	21	7	73

Record: (0-1, 0-0 Sun Belt)
Record: (1-0, 0-0 Big 12)

Scoring Summary:

- 1st 13:41 OU - Stoops, Drake 10 yd pass from Gabriel, Dillon (Schmit, Zach kick)
5 plays, 70 yards, TOP 01:19 0 - 7
- 1st 12:38 OU - Freeman, Gavin 82 yd punt return (Schmit, Zach kick)
TOP 01:03 0 - 14
- 1st 07:50 OU - Major, Marcus 2 yd rush (Schmit, Zach kick)
10 plays, 80 yards, TOP 03:34 0 - 21
- 1st 00:31 OU - Freeman, Gavin 7 yd pass from Gabriel, Dillon (Schmit, Zach kick)
13 plays, 73 yards, TOP 04:23 0 - 28
- 2nd 12:21 OU - Walker, Tawee 1 yd rush (Schmit, Zach kick)
6 plays, 70 yards, TOP 02:12 0 - 35
- 2nd 08:33 OU - Gabriel, Dillon 5 yd rush (Schmit, Zach kick)
5 plays, 74 yards, TOP 02:05 0 - 42
- 2nd 00:37 OU - Schmit, Zach 21 yd FG
11 plays, 82 yards, TOP 05:53 0 - 45
- 3rd 09:46 OU - Walker, Tawee 1 yd rush (Schmit, Zach kick)
10 plays, 65 yards, TOP 03:54 0 - 52
- 3rd 06:29 OU - Gibson, Jayden 21 yd pass from Arnold, Jackson (Schmit, Zach kick)
4 plays, 62 yards, TOP 01:34 0 - 59
- 3rd 03:45 OU - Arnold, Jackson 7 yd rush (Marshall, Gavin kick)
5 plays, 34 yards, TOP 02:27 0 - 66
- 4th 09:43 OU - Hicks, Kalib 6 yd rush (Marshall, Gavin kick)
11 plays, 67 yards, TOP 07:22 0 - 73


	ASU	OU
FIRST DOWNS	10	36
RUSHES-YARDS (NET)	23-48	49-220
PASSING YDS (NET)	160	422
Passes Att-Comp-Int	13-27-0	30-33-0
TOTAL OFFENSE PLAYS-YARDS	50-208	82-642
Fumble Returns-Yards	0-0	1-0
Punt Returns-Yards	0-0	3-90
Kickoff Returns-Yards	2-42	0-0
Interception Returns-Yards	0-0	0-0
Punts (Number-Avg)	7-47.6	1-50.0
Fumbles-Lost	1-1	0-0
Penalties-Yards	14-111	6-65
Possession Time	23:04	36:56
Third-Down Conversions	2 of 12	11 of 14
Fourth-Down Conversions	0 of 1	0 of 0
Red-Zone Scores-Chances	0-0	9-9
Sacks By: Number-Yards	0-0	1-2

RUSHING: ASU – Dailey, J. 3-11; Shrout, J. 1-10; Wallace, Z. 7-10; Cross, J. 4-10; Snead, B. 4-4; Hawkins, C. 4-3. **OU** – Barnes, J. 13-49; Walker, T. 8-44; Arnold, J. 5-39; Major, M. 9-31; Smothers, D. 7-16; Gabriel, D. 2-15; Hicks, K. 3-14; Farooq, J. 1-10; Beville, D. 1-2

PASSING: ASU – Shrout, J. 12-26-0-148; Dailey, J. 1-1-0-12. **OU** – Gabriel, D. 19-22-0-308; Arnold, J. 11-11-0-114.

RECEIVING: ASU – Jackson, C. 3-66; Bryant, T. 3033; Jones, A. 2-19; Rucker, C. 1-28; McCrumby, M. 1-13; Snead, B. 1-7; Stevenson, E. 1-1; Cross, J. 1-(-6). **OU** – Pettaway, J. 9-56; Stoops, D. 4-56; Freeman, G. 4-19; Anthony, A. 3-66; Anderson, N. 2-68; Gibson, J. 2-54; Bunkley-Shelton, L. 2-32; Barnes, J. 2-17; Smith, B. 1-28; McIntyre, K. 1-26.

TACKLES (UA-A): ASU – Mackey, J. 8-3; Straker, M. 5-6; Thomas, T. 4-2; Crawford, K. 4-2; Graham, S. 3-2; Etienne, W. 2-3; Flowers, D. 3-1; Bland, M. 2-2; Potter, G. 2-2; Jones, L. 3-0; Joyner, D. 3-0; Willekes, C. 2-1; Reed III, J. 2-1; Smith, E. 1-2; Hardiman, Ti. 1-2; Hodges, J. 2-0; Johnson, S. 2-0; Geathers, T. 2-0; Toll, B. 2-0; Bullard, J. 1-0; Hassler, E. 0-1; Martey, N. 0-1; Thompson, D. 0-1; Sugick, T. 0-1; Lewis, J. 0-1. **OU** – Stutsman, D. 3-1; McKinzie, K. 3-1; Bowen, P. 3-0; Walk, K. 2-1; Williams, G. 1-2; Lewis, K. 0-3; Pearson, R. 2-0; Johnson, J. 2-0; Harrington, J. 1-1; Bowman, B. 1-1; Halton, G. 1-1; Downs, E. 1-1; Lawrence, K. 0-2; Washington, W. 0-2; Kelley, J. 1-0; Dolby, K. 1-0; Whitter, S. 1-0; Strong, M. 1-0; Adebawore, A. 1-0; Stripling, M. 0-1; Bothroyd, R. 0-1; Carter, L. 0-1; Gilliam, K. 0-1; Heinecke, O. 0-1.

9/9/23 • Gaylord Family – Oklahoma Memorial Stadium (84,186) • Norman		
	SMU	11
	#18 OKLAHOMA	28

NORMAN – No. 18/17 Oklahoma did not allow a touchdown until the fourth quarter and quarterback Dillon Gabriel passed for four touchdowns in a 28-11 home win over SMU.

The OU defense was stingy for the second straight week, extending its touchdownless streak to seven quarters. The Sooners registered two takeaways — a fumble forced by defensive back Key Lawrence and recovered by linebacker Danny Stutsman, and an interception by defensive back Justin Harrington.

Stutsman led OU with 17 tackles, 2.5 tackles for loss and a sack, while linebacker Kip Lewis notched nine stops.

Gabriel completed 19 of 27 pass attempts for 176 yards touchdown passes to receiver Andre Anthony (29 yards), tight end Blake Smith (2 yards), receiver Jalil Farooq (21 yards) and running back Marcus Major (27 yards). He surpassed 100 career touchdown passes and notched his 10th career contest with at least four TD throws.

Running back Tawee Walker rushed for a career-high 117 yards on 21 carries while Major carried eight times for 39 yards and caught two passes totaling 23 yards. Anthony led the Sooners with 76 yards on a career-high seven receptions.

Oklahoma scored on its second possession of the game when Gabriel found Anthony wide open down the middle of the field. OU extended its lead to 14-3 with a 13-play, 94-yard drive that culminated with Gabriel's two-yard toss to Smith.

After SMU cut the margin to 14-11 with a touchdown and two-point conversion with 12:09 to play, the Sooners scored on back-to-back possessions to pull away. Harrington's interception at the OU 20-yard line secured the victory.

Score by Quarters	1	2	3	4	Score
SMU	3	0	0	8	11
Oklahoma	7	7	0	14	28

Record: (1-1, 0-0 AAC)
Record: (2-0, 0-0 Big 12)

Scoring Summary:

- 1st 10:39 OU - Anthony, Andre 29 yd pass from Gabriel, Dillon (Schmit, Zach kick)
3 plays, 40 yards, TOP 01:04 0 - 7
- 1st 08:43 SMU - Rogers, Collin 27 yd field goal
8 plays, 65 yards, TOP 01:56 3 - 7
- 2nd 08:33 OU - Smith, Blake 2 yd pass from Gabriel, Dillon (Schmit, Zach kick)
13 plays, 94 yards, TOP 04:53 3 - 14
- 4th 12:09 SMU - Eby, Stone 2 yd pass from Stone, Preston (Bailey, Jake pass)
13 plays, 76 yards, TOP 06:56 11 - 14
- 4th 09:01 OU - Farooq, Jalil 21 yd pass from Gabriel, Dillon (Schmit, Zach kick)
10 plays, 75 yards, TOP 03:08 11 - 21
- 4th 06:40 OU - Major, Marcus 27 yd pass from Gabriel, Dillon (Schmit, Zach kick)
3 plays, 30 yards, TOP 00:51 11 - 28

	SMU	OU
FIRST DOWNS	21	22
RUSHES-YARDS (NET)	34-117	47-189
PASSING YDS (NET)	250	176
Passes Att-Comp-Int	26-45-1	19-27-0
TOTAL OFFENSE PLAYS-YARDS	79-367	74-365
Fumble Returns-Yards	0-0	0-0
Punt Returns-Yards	2-(-5)	1-7
Kickoff Returns-Yards	1-6	1-29
Interception Returns-Yards	0-0	1-5
Punts (Number-Avg)	4-34.0	5-40.6
Fumbles-Lost	2-1	0-0
Penalties-Yards	2-15	9-88
Possession Time	32:20	27:40
Third-Down Conversions	4-16	7-15
Fourth-Down Conversions	2-4	2-3
Red-Zone Scores-Chances	2-2	2-3
Sacks By: Number-Yards	1-9	1-2

RUSHING: SMU – Knighton, J. 15-76; Johnson, L. 9-21; Stone, P. 4-8; Gardner, V. 2-7; Daniels, R. 3-6; Dixon, K. 1-(-1). **OU** – Walker, T. 21-117; Major, M. 8-39; Gabriel, D. 8-20; Arnold, J. 4-11; Barnes, J. 2-5; Sawchuk, G. 1-1, TEAM, 3-(-4).

PASSING: SMU – Stone, P. 26-45-250-1. **OU** – Gabriel, D. 19-27-176-0.

RECEIVING: SMU – Bailey, J. 7-73; Brinson, R. 2-46; Dixon, K. 3-42; Knighton, J. 3-27; Maryland, R. 4-20; Kerley, J. 2-14; Smith, K. 1-13; Gardner, V. 1-7; Lavine, T. 2-6; Eby, S. 1-2. **OU** – Anthony, A. 7-76; Farooq, J. 2-35; Walker, T. 3-25; Major, M. 2-23; Stoops, D. 2-17; Stogner, A. 1-3; Smith, B. 1-2; Barnes, J. 1-(-3).

TACKLES (UA-A): SMU – Walker, A. 5-5; McGill, J. 5-4; Wilson, K. 4-3; Nwokobia, I. 1-4; Levelston, D. 2-3; Massey, B. 3-1; Adimora, C. 2-2; Kilgore, A. 3-1; Crossley, B. 2-1; Rogers, J. 1-2; Miller, J. 1-2; Megginson, C. 1-2; Davis-Robinson, J. 2-1; Robertson, C. 0-3; Roberson, K. 1-2; Paul, N. 0-2; Samuels, J. 2-0; Sanders, C. 1-1; Chatman, E. 0-2; Burns, J. 0-1. **OU** – Stutsman, D. 5-12; Lewis, K. 4-5; Lawrence, K. 6-1; Washington, W. 4-2; Walker, K. 0-5; Harrington, J. 1-3; Kanak, J. 1-3; Bowen, P. 1-3; Bothroyd, R. 1-3; Bowman, B. 1-2; Spears-Jennings, R. 2-1; Laulu, J. 1-2; Pearson, R. 1-2; Downs, E. 0-3; Lacey, J. 0-2; Halton, G. 1-1; Terry, D. 1-1; Vickers, M. 1-0; Williams, G. 0-1; McKenzie, K. 0-1; Ford, T. 0-1; Thomas, R. 1-0; Heinecke, O. 0-1; Gilliam, K. 0-1; Coe, I. 1-0.

9/16/23 • H.A. Chapman Stadium (30,855) • Tulsa, Okla.		
	#19 OKLAHOMA	66
	TULSA	17

TULSA, Okla. — Oklahoma scored on nine of its first 10 possessions (eight touchdowns) in a 66-17 victory at Tulsa. It was OU's most points in a true road game since 2016.

Quarterback Dillon Gabriel completed 28 of 31 passes for 421 yards and five touchdowns, setting a school record for completion percentage (90.3%; min. 25 attempts). Redshirt freshman Nic Anderson caught three passes, all for touchdowns, and totaled 120 yards, becoming the first freshman in program history with three TD receptions in a game. Receiver Jalil Fariooq was the first Sooner to register 100 receiving yards (126 on six catches) and 100 kickoff return yards (105 on three returns). Andre Anthony had four receptions for 112 yards, and for only the second time in program history, three players finished with at least 100 receiving yards in a game.

On a day he eclipsed 1,000 career receiving yards, Drake Stoops set career highs with eight catches and two TDs. Running backs Jovantae Barnes (game-high 68 yards on 13 carries) and Gavin Sawchuk each found the end zone from a yard out, and freshman QB Jackson Arnold hit Anderson for a 50-yard score.

The OU defense registered five interceptions for the first time since 2003, including a 30-yard pick-six by linebacker Danny Stutsman, and 15 tackles for loss.

Score by Quarters	1	2	3	4	Score	
Oklahoma	28	10	21	7	66	Record: (3-0, 0-0 Big 12)
Tulsa	0	14	3	0	17	Record: (1-2, 0-0 AAC)

Scoring Summary:

- 1st 12:31 OU - Fariooq, Jalil 34 yd pass from Gabriel, Dillon (Schmit, Zach kick)
2 plays, 84 yards, TOP 00:42 7 - 0
- 1st 04:49 OU - Stoops, Drake 4 yd pass from Gabriel, Dillon (Schmit, Zach kick)
11 plays, 92 yards, TOP 04:14 14 - 0
- 1st 03:34 OU - Stutsman, Danny 30 yd interception (Schmit, Zach kick)
21 - 0
- 1st 01:25 OU - Stoops, Drake 4 yd pass from Gabriel, Dillon (Schmit, Zach kick)
4 plays, 37 yards, TOP 01:19 28 - 0
- 2nd 12:30 OU - Shoulders, Marquis 19 yd pass from Williams, Cardell (Meyer, Chase kick)
11 plays, 75 yards, TOP 03:55 28 - 7
- 2nd 09:32 OU - Anderson, Nic 28 yd pass from Gabriel, Dillon (Schmit, Zach kick)
8 plays, 78 yards, TOP 02:52 35 - 7
- 2nd 05:30 TU - Williams, Devan 18 yd pass from Williams, Cardell (Meyer, Chase kick)
10 plays, 82 yards, TOP 03:58 35 - 14
- 2nd 00:00 OU - Schmit, Zach 20 yd field goal
11 plays, 73 yards, TOP 03:30 38 - 14
- 3rd 09:54 TU - Meyer, Chase 21 yd field goal
11 plays, 73 yards, TOP 05:06 38 - 17
- 3rd 07:08 OU - Anderson, Nic 42 yd pass from Gabriel, Dillon (Schmit, Zach kick)
6 plays, 73 yards, TOP 02:38 45 - 17
- 3rd 03:23 OU - Barnes, Jovantae 1 yd run (Schmit, Zach kick)
7 plays, 42 yards, TOP 02:06 52 - 17
- 3rd 02:07 OU - Anderson, Nic 50 yd pass from Arnold, Jackson (Schmit, Zach kick)
1 plays, 50 yards, TOP 00:08 59 - 17
- 4th 14:09 OU - Sawchuk, Gavin 1 yd run (Schmit, Zach kick)
2 plays, 4 yards, TOP 00:43 66 - 17

	OU	TU
FIRST DOWNS	27	17
RUSHES-YARDS (NET)	28-119	46-75
PASSING YDS (NET)	476	217
Passes Att-Comp-Int	30-35-1	17-27-5
TOTAL OFFENSE PLAYS-YARDS	63-595	73-292
Fumble Returns-Yards	0-0	0-0
Punt Returns-Yards	2-8	0-0
Kickoff Returns-Yards	3-105	1-16
Interception Returns-Yards	5-67	1-0
Punts (Number-Avg)	1-36.0	5-41.8
Fumbles-Lost	1-1	1-0
Penalties-Yards	7-65	7-33
Possession Time	26:54	33:06
Third-Down Conversions	7 of 9	8 of 19
Fourth-Down Conversions	1 of 1	1 of 1
Red-Zone Scores-Chances	5-5	3-3
Sacks By: Number-Yards	3-25	0-0

RUSHING: OU – Barnes, J. 13-68; Sawchuk, G. 9-25; Smothers, D. 2-20; Pettaway, J. 1-10; Arnold, J. 1-0; TEAM, 1(-4). **TU** – Jackson, B. 10-40; Watkins, A. 15-32; Gary, T. 6-12; Ford, J. 9-10; Fuller, R. 1(-4); Williams, C. 5(-15).

PASSING: OU – Gabriel, D. 28-31-1-421; Arnold, J. 2-4-0-55. **TU** – Williams, C. 11-17-2-196; Fuller, R. 6-10-3-21.

RECEIVING: OU – Stoops, D. 8-53; Fariooq, J. 6-126; Anthony, A. 4-112; Anderson, N. 3-120; Sawchuk, G. 2-9; Freeman, G. 2-1; Gibson, J. 1-34; Stogner, A. 1-10; Barnes, J. 1-5; Pettaway, J. 1-5; Bunkley-Shelton, 1-1. **TU** – Williams, D. 6-71; Shoulders, M. 3-52; Hall, E. 3-23; Benjamin, K. 2-61; Powers, C. 1-8; McGary, L. 1-3; Watkins, A. 1(-1).

TACKLES (UA-A): OU – Stutsman, D. 4-5; Williams, G. 5-1; Pearson, R. 3-2; Kanak, J. 2-3; Downs, E. 3-1; Ford, T. 2-2; Coe, I. 0-4; Lewis, K. 3-0; McKinzie, K. 3-0; Spears-Jennings, R. 2-1; Walker, K. 2-1; Washington, W. 2-1; Adebawore, A. 2-1; Near, K. 2-0; Bowen, P. 1-1; Terry, D. 1-1; Kelley, J. 1-1; Vickers, M. 1-1; Lulu, J. 1-1; Halton, G. 1-1; Lawrence, K. 0-2; Stripling, M. 1-0; Lacey, J. 0-1; Carter, L. 0-1; Grimes, R. 0-1; Gilliam, K. 0-1. **TU** – Ray, K. 2-9; Hopkins, D. 2-6; Williams, K. 3-4; Smith, C. 3-3; Oliver, J. 2-2; Carlisle, T. 1-3; Neilsen, Z. 1-3; Rogers, E. 0-4; Parker, K. 3-0; Campbell, N. 2-1; Jones, D. 2-0; Simon, J. 1-1; Kopenski, B. 1-1; Malone, V. 1-1; Jackson, R. 1-1; Ellis, R. 0-2; Williams, D. 1-0; Soulders, M. 1-0; Williams, C. 1-0; Lohrenz, J. 1-0; Hodge, D. 1-0; Ostroski, O. 0-1; Anderson, J. 0-1; Alexander, W. 0-1; Turner, C. 0-1; Strudwick, C. 0-1.

9/23/23 • Nippert Stadium (38,193) • Cincinnati		
	#16 OKLAHOMA	20
	CINCINNATI	6

CINCINNATI — No. 16/14 Oklahoma limited Cincinnati to two field goals, holding the Bearcats to their lowest point total at home since 2016 in a 20-6 victory at Nippert Stadium. The game, which was UC's first as a member of the Big 12 Conference, represented OU's 13th win in its last 16 Big 12 openers.

Dillon Gabriel completed 26 of 38 passes for 322 yards and a touchdown and rushed for another score to help OU improve to 4-0 on the year. Redshirt freshman Nic Anderson registered his fourth TD reception in two games, and Andre Anthony tied his career high with seven receptions, good for 117 yards. Zach Schmit kicked field goals in the second and fourth quarters for the Sooners, finishing the day 2 for 2.

Linebacker Danny Stutsman logged 13 tackles, including 3.5 for loss, to pace the defense. Key Lawrence recorded an interception for the second straight week and Billy Bowman picked off a pass in the fourth quarter. OU committed just one turnover.

Oklahoma trailed for the first time this season when Cincinnati kicker Carter Brown converted a 40-yard field goal with 7:39 remaining in the first quarter, but the Sooners took the lead for good near the end of the period on a five-yard pass from Gabriel to Anderson. OU led 10-3 after a 34-yard field goal with 8:40 left in the first half. Lawrence's interception in the end zone preserved the seven-point lead at the break.

After UC cut it to 10-6 on a 54-yarder by Brown, Gabriel led a nine-play, 75-yard drive that resulted in his second rushing touchdown of the season and extended Oklahoma's lead to 17-6 with 5:23 to play in the third quarter.

The Sooners stopped the Bearcats on downs twice in their final three possessions, including once at the 20 late in the third quarter (the other drive ended in Bowman's interception). OU then drove 67 yards for a 30-yard field goal to make it 20-6.

Score by Quarters	1	2	3	4	Score	
Oklahoma	7	3	7	3	20	Record: (4-0, 1-0 Big 12)
Cincinnati	3	0	3	0	6	Record: (2-2, 0-1 Big 12)

Scoring Summary:

- 1st 07:39 UC - Brown, Carter 40 yd field goal
9 plays, 37 yards, TOP 03:45 0 - 3
- 1st 00:34 OU - Anderson, Nic 5 yd pass from Gabriel, Dillon (Schmit, Zach kick)
6 plays, 66 yards, TOP 01:47 7 - 3
- 2nd 08:40 OU - Schmit, Zach 34 yd field goal
12 plays, 72 yards, TOP 04:51 10 - 3
- 3rd 08:22 UC - Brown, Carter 54 yd field goal
12 plays, 49 yards, TOP 04:32 10 - 6
- 3rd 05:23 OU - Gabriel, Dillon 1 yd rush (Schmit, Zach kick)
9 plays, 75 yards, TOP 02:59 17 - 6
- 4th 10:59 OU - Schmit, Zach 30 yd field goal
9 plays, 67 yards, TOP 04:33 20 - 6

	OU	UC
FIRST DOWNS	21	21
RUSHES-YARDS (NET)	34-103	37-141
PASSING YDS (NET)	322	235
Passes Att-Comp-Int	26-38-0	22-42-2
TOTAL OFFENSE PLAYS-YARDS	72-425	79-376
Fumble Returns-Yards	0-0	0-0
Punt Returns-Yards	1-7	2-2
Kickoff Returns-Yards	1-9	0-0
Interception Returns-Yards	2-0	0-0
Punts (Number-Avg)	6-38.7	4-48.2
Fumbles-Lost	3-1	0-0
Penalties-Yards	8-53	2-20
Possession Time	27:35	32:25
Third-Down Conversions	6-16	3-15
Fourth-Down Conversions	1-1	1-4
Red-Zone Scores-Chances	4-5	0-2
Sacks By: Number-Yards	2-14	2-14

RUSHING: OU – Major, M. 15-63; Gabriel, D. 11-23; Walker, T. 5-15; Fariooq, J. 1(-1). **UC** – Jones, E. 15-42; Kiner, C. 10-39; Montgomery, M. 6-37; Montgomery, R. 3-14; Wright, E. 2-9; Smith, B. 1-0.

PASSING: OU – Gabriel, D. 26-38-322-0. **UC** – Jones, E. 22-41-235-2; Smith, B. 0-1-0-0.

RECEIVING: OU – Anthony, A. 7-117; Stoops, D. 6-45; Anderson, N. 3-35; Fariooq, J. 2-45; Walker, T. 2-27; Major, M. 2-18; Freeman, G. 2-9; Gibson, J. 1-21; Stogner, A. 1-5. **UC** – Wiggins, D. 6-45; Metayer, C. 3-50; Henderson, X. 3-41; Kiner, C. 3-37; Smith, B. 3-30; Prater, E. 2-24; Turner, A. 1-11; Montgomery, M. 1(-3).

TACKLES (UA-A): OU – Stutsman, D. 7-6; McCullough, Das. 3-4; Kanak, J. 2-5; Dolby, K. 3-2; Bowen, P. 2-3; Lewis, K. 3-1; Bowman, B. 1-3; Washington, W. 1-3; Lawrence, K. 2-1; Walker, K. 2-1; Downs, E. 1-2; Williams, G. 2-0; Spears-Jennings, R. 1-1; Lulu, J. 1-1; Coe, I. 0-2; Lacey, J. 0-2; Vickers, M. 1-0; Omosigbo, S. 1-0; Terry, D. 0-1; Bothroyd, R. 0-1; Stripling, M. 0-1; Grimes, R. 0-1; Johnson, J. 0-1. **UC** – Jones, D. 3-10; Harris, J. 7-3; Ward, J. 6-3; Willis, K. 4-5; Corleone, D. 4-2; Threats, B. 3-1; Grzesiak, D. 1-3; Young, J. 2-1; Dingle, J. 1-2; Briggs, J. 0-3; Wright, E. 1-1; Gillison, T. 0-2; Vann, M. 0-2; Pfeiffer, C. 0-1; Taylor, D. 0-1; Wodtly, J. 0-1; Thompson, J. 0-1.

9/30/23 • Gaylord Family – Oklahoma Memorial Stadium (84,371) • Norman		
	IOWA STATE	20
	#14 OKLAHOMA	50

NORMAN — Dillon Gabriel passed for 366 yards and accounted for five touchdowns (three passing, two rushing) to lead No. 14 Oklahoma to a 50-20 home rout of Iowa State.

The Sooners, who led 40-20 at halftime, registered their most points and total yards (523) against the Cyclones since 2015. The OU defense limited ISU to 82 total yards and no points in the second half.

Billy Bowman picked off a pass on the third play of the game and returned it 44 yards for a touchdown. Gabriel, who completed 26 of 39 passes and registered his first career game with multiple rushing touchdowns, scored from one yard out on OU's first offensive possession and added a six-yard score in the second quarter.

Gabriel's three passing touchdowns went to Nic Anderson (39 yards in the first quarter), Drake Stoops (two yards in the third quarter) and Jayden Gibson (41 yards in the third quarter). Kicker Zach Schmit made field goals of 46 and 30 yards.

A second-quarter blocked punt by Peyton Bowen resulted in a safety, and Gentry Williams notched his second interception of the year in the second quarter, leading to a TD.

Score by Quarters	1	2	3	4	Score	
Iowa State	10	10	0	0	20	Record: (2-3, 1-1 Big 12)
Oklahoma	21	19	7	3	50	Record: (5-0, 2-0 Big 12)

Scoring Summary:

- 1st 14:03 OU - Bowman, Billy 44 yd interception (Schmit, Zach kick) 0 - 7
- 1st 10:50 ISU - Noel, Jaylin 51 yd pass from Becht, Rocco (Contreras, Chase kick) 6 plays, 75 yards, TOP 03:13 7 - 7
- 1st 06:27 OU - Gabriel, Dillon 1 yd run (Schmit, Zach kick) 10 plays, 75 yards, TOP 04:23 7 - 14
- 1st 02:14 ISU - Contreras, Chase 35 yd field goal 10 plays, 58 yards, TOP 04:13 10 - 14
- 1st 00:26 OU - Anderson, Nic 39 yd pass from Gabriel, Dillon (Schmit, Zach kick) 6 plays, 75 yards, TOP 01:42 10 - 21
- 2nd 14:55 ISU - Higgins, Jayden 67 yd pass from Becht, Rocco (Contreras, Chase kick) 3 plays, 75 yards, TOP 00:31 17 - 21
- 2nd 09:06 ISU - Contreras, Chase 48 yd field goal 9 plays, 50 yards, TOP 03:59 20 - 21
- 2nd 06:49 OU - Gabriel, Dillon 6 yd run (Schmit, Zach kick) 6 plays, 75 yards, TOP 02:17 20 - 28
- 2nd 06:06 OU - 0 yd safety 20 - 30
- 2nd 03:32 OU - Schmit, Zach 46 yd field goal 8 plays, 30 yards, TOP 02:28 20 - 33
- 2nd 00:07 OU - Stoops, Drake 2 yd pass from Gabriel, Dillon (Schmit, Zach kick) 7 plays, 43 yards, TOP 01:59 20 - 40
- 3rd 12:26 OU - Gibson, Jayden 41 yd pass from Gabriel, Dillon (Schmit, Zach kick) 8 plays, 85 yards, TOP 02:29 20 - 47
- 4th 08:41 OU - Schmit, Zach 30 yd field goal 14 plays, 51 yards, TOP 06:45 20 - 50

	ISU	OU
FIRST DOWNS	16	30
RUSHES-YARDS (NET)	27-150	41-157
PASSING YDS (NET)	202	366
Passes Att-Comp-Int	19-37-2	26-39-1
TOTAL OFFENSE PLAYS-YARDS	64-352	80-523
Fumble Returns-Yards	0-0	0-0
Punt Returns-Yards	0-0	3-22
Kickoff Returns-Yards	0-0	3-65
Interception Returns-Yards	1-0	2-46
Punts (Number-Avg)	4-29.8	2-36.5
Fumbles-Lost	1-0	0-0
Penalties-Yards	6-41	5-35
Possession Time	26:56	33:04
Third-Down Conversions	4 of 15	6 of 14
Fourth-Down Conversions	1 of 2	3 of 3
Red-Zone Scores-Chances	1-1	4-5
Sacks By: Number-Yards	1-6	2-6

RUSHING: ISU - Sama, A. 7-67; Sanders, E. 7-41; Norton, C. 2-17; Kohl, J. 3-10; Hansen, C. 2-4; TEAM 1(-2). **OU** - Major, M. 19-66; Gabriel, D. 8-37; Sawchuk, G. 7-20; Walker, T. 4-17; Stoops, D. 1-13; Arnold, J. 2-4.

PASSING: ISU - Becht, R. 15-33-2-188; Kohl, J. 4-4-0-14. **OU** - Gabriel, D. 26-39-1-366.

RECEIVING: ISU - Noel, J. 4-48; Higgins, J. 3-91; Stanley, D. 3-27; Hansen, C. 3-17; Gaines, G. 2-12; Dean, E. 1-5; Burkle, G. 1-4; Sanders, E. 1-0; Sama, A. 1(-2). **OU** - Farooq, J. 5-81; Stoops, D. 5-32; Major, M. 4-17; Thompson, B. 2-62; Anderson, N. 2-56; Gibson, J. 2-50; Freeman, G. 2-24; Sawchuk, G. 2-9; Stogner, A. 1-19; Anthony, A. 1-16.

TACKLES (UA-A): ISU - Tampa, T. 6-2; Freyler, B. 4-4; Cooper, J. 4-2; Onyedim, T. 3-2; Bacon, C. 3-2; Purchase, M. 4-0; Nikkel, B. 3-1; Patton, J. 3-1; Petersen, J. 1-3; Ezeogu, I. 0-4; McGee, T. 3-0; Orange, D. 2-1; Sadowsky, J. 1-2; Willich, C. 1-2; Singleton, J. 1-2; Ellis, J. 1-1; McLaughlin, W. 0-2; Howard, T. 1-0; Brahmer, B. 1-0; Lovett, Z. 1-0; James, T. 1-0; Porter, D. 1-0; Hawk, Z. 1-0; Ebel, K. 1-0; Vaughn, G. 0-1; Jones, T. 0-1. **OU** - Stutsman, D. 2-4; Lawrence, K. 3-1; Bowen, P. 2-2; Pearson, R. 2-2; Kanak, J. 2-1; Whitter, S. 2-1; Bowman, B. 1-2; Washington, W. 2-0; Williams, G. 1-1; Downs, E. 1-1; McCullough, D. 1-1; Near, K. 1-1; Hulton, G. 0-2; Vickers, M. 0-2; Carter, L. 0-2; Kelley, J. 1-0; Dolby, K. 1-0; Farooq, J. 1-0; Lewis, K. 1-0; Wagoner, J. 1-0; Stripling, M. 10-1; Lacey, J. 0-1; Coe, I. 0-1; Adebawore, A. 0-1; Laulu, J. 0-1; Bothroyd, R. 0-1; McKinzie, K. 0-1; Johnson, J. 0-1; Sanders, A. 0-1; Spears-Jennings, R. 0-1; Ford, T. 0-1; Omosigbo, S. 0-1; Sears, Davon 0-1.

10/7/23 • Cotton Bowl (92,100) • Dallas		
	OKLAHOMA	34
	TEXAS	30

DALLAS — Quarterback Dillon Gabriel connected with wide receiver Nic Anderson for a 3-yard touchdown strike with 15 seconds left to lead No. 12/12 Oklahoma to a 34-30 win over No. 3/4 Texas at the Cotton Bowl. It was OU's first win against an AP top-5 team since 2017.

Gabriel completed 23 of 38 passes for 285 yards and a touchdown and rushed 14 times for 113 yards and a score, becoming the first OU quarterback to pass for at least 250 yards and rush for 100 yards against Texas. The final TD was Anderson's first reception of the game.

Oklahoma intercepted Texas QB Quinn Ewers twice in the first quarter, including a pick by Gentry Williams on the third play of the game that set up Gabriel's 9-yard rushing score. Kendel Dolby intercepted a pass in the red zone, and Williams recovered a fumble in the third quarter.

Tawee Walker rushed for 46 yards and two touchdowns and Jalil Farooq notched a career-high 130 yards on five receptions. Linebacker Jaren Kanak set a career high with 13 tackles while safety Billy Bowman tied his career best with 11 stops.

Texas recovered a blocked punt in the end zone to tie the game 7-7 in the first quarter and both teams scored a touchdown and a field goal in the second quarter before Zach Schmit's 36-yard field goal at the end of the first half gave the Sooners a 20-17 lead.

Oklahoma went up 10 points early in the third quarter on Walker's second TD run, but the Longhorns tied the game with a 45-yard field goal and a 29-yard rushing score with 6:10 to play — the first rushing TD allowed by OU on the season. Texas took a 30-27 lead with 1:17 to go on a 47-yard field goal, but then Gabriel led the game-winning five-play, 75-yard drive.

Score by Quarters	1	2	3	4	Score	
Oklahoma	7	13	7	7	34	Record: (6-0, 3-0 Big 12)
Texas	7	10	3	10	30	Record: (5-1, 2-1 Big 12)

Scoring Summary:

- 1st 13:11 OU - Gabriel, Dillon 9 yd run (Schmit, Zach kick) 5 plays, 22 yards, TOP 01:03 7 - 0
- 1st 09:02 UT - Muhammad, Malik 0 yd punt return (Auburn, Bert kick) 7 - 7
- 2nd 14:14 OU - Schmit, Zach 27 yd field goal 13 plays 78 yards, TOP 04:34 10 - 7
- 2nd 09:27 UT - Helm, Gunnar 22 yd pass from Ewers, Quinn (Auburn, Bert kick) 9 plays, 85 yards, TOP 04:41 10 - 14
- 2nd 05:23 OU - Walker, Tawee 1 yd run (Schmit, Zach kick) 10 plays, 75 yards, TOP 04:04 17 - 14
- 2nd 01:53 UT - Auburn, Bert 25 yd field goal 10 plays, 68 yards, TOP 03:30 17 - 17
- 2nd 00:00 OU - Schmit, Zach 26 yd field goal 9 plays, 67 yards, TOP 01:53 20 - 17
- 3rd 10:21 OU - Walker, Tawee 1 yd run (Schmit, Zach kick) 13 plays, 75 yards, TOP 04:39 27 - 17
- 3rd 01:53 UT - Auburn, Bert 45 yd field goal 10 plays, 67 yards, TOP 04:17 27 - 20
- 4th 06:10 UT - Brooks, Jonathon 29 yd run (Auburn, Bert kick) 5 plays, 73 yards, TOP 01:45 27 - 27
- 4th 01:17 UT - Auburn, Bert 47 yd field goal 11 plays, 58 yards, TOP 03:32 27 - 30
- 4th 00:15 OU - Anderson, Nic 3 yd pass from Gabriel, Dillon (Schmit, Zach kick) 5 plays, 75 yards, TOP 01:02 34 - 30


	OU	UT
FIRST DOWNS	28	25
RUSHES-YARDS (NET)	43-201	40-156
PASSING YDS (NET)	285	371
Passes Att-Comp-Int	23-38-0	32-38-2
TOTAL OFFENSE PLAYS-YARDS	81-486	78-527
Fumble Returns-Yards	0-0	0-0
Punt Returns-Yards	0-0	2-7
Kickoff Returns-Yards	2-37	4-70
Interception Returns-Yards	2-7	0-0
Punts (Number-Avg)	4-29.5	1-38.0
Fumbles-Lost	0-0	1-1
Penalties-Yards	4-30	9-70
Possession Time	27:49	32:11
Third-Down Conversions	5-14	5-14
Fourth-Down Conversions	0-1	3-4
Red-Zone Scores-Chances	6-6	1-3
Sacks By: Number-Yards	5-28	1-1

RUSHING: OU - Gabriel, D. 14-113; Walker, T. 15-46; Major, M. 9-27; Farooq, J. 3-13; Stoops, D. 1-3; Sawchuk, G. 1(-1). **UT** - Brooks J. 22-129; Baxter, C. 7-18; Whittington, J. 2-16; Red. S. 1-7; Ewers, Q. 8(-14).

PASSING: OU - Gabriel, D. 23-38-0-285. **UT** - Ewers, Q. 31-37-2-346; Red, S. 1-1-0-25.

RECEIVING: OU - Farooq, J. 5-130; Anthony, A. 5-42; Stoops, D. 4-55; Stogner, A. 3-24; Walker, T. 2-14; Major, M. 2-8; Freeman, G. 1-9; Anderson, N. 1-3. **UT** - Whittington, J. 10-115; Worthy, X. 8-108; Brooks, J. 5-34; Helm, G. 4-67; Mitchell, A. 3-33; Sanders, J. 1-13; Robinson, 1-1.

TACKLES (UA-A): OU - Kanak, J. 7-6, Bowman, B. 6-5; Washington, W. 6-3; Stutsman, D. 6-3; Bowen, P. 3-2; McCullough, D. 1-4; Lawrence, K. 4-0; Lacey, J. 3-1; Terry, D. 1-3; Downs, E. 3-0; Lewis, K. 1-2; Coe, I. 1-2; Dolby, K. 2-0; Bothroyd, R. 2-0; Spears-Jennings, R. 1-1; Kelley, J. 1-1; Pearson, R. 0-2; Johnson, J. 1-0; Williams, G. 1-0; Ford, T. 1-0; Thomas, R. 0-1; Schmit, Z. 0-1; Adebawore, A. 0-1. **UT** - Barron, J. 5-6; Hill, A. 5-3; Ford, J. 3-5; Burke, E. 3-3; Sorrell, B. 4-1; Brooks, T. 4-1; Thompson, J. 4-1; Gbenda, D. 2-2; Williams, D. 1-3; Holmes, G. 3-0; Sweat, T. 1-2; Blackwell, M. 2-0; Bush, J. 1-1; Collins, A. 1-1; Crawford, K. 1-1; Carter, T. 0-2; Catalon, J. 1-0; Conner, H. 1-0; Murphy, B. 1-0; Taaffe, M. 1-0; Stone, W. 1-0; Broughton, V. 0-1; Bledsoe, J. 0-1.

10/21/23 • Gaylord Family – Oklahoma Memorial Stadium (83,476) • Norman		
	UCF	29
	#6 OKLAHOMA	31

NORMAN — Dillon Gabriel threw for 253 yards and three touchdowns and directed No. 6/6 Oklahoma to consecutive fourth-quarter touchdown drives to go from down 23-17 to up 31-23 in a 31-29 homecoming victory. OU stopped a game-tying two-point conversion attempt with 1:16 remaining and recovered an on-side kick to seal the win.

The Sooners held UCF to 397 total yards and 149 rushing yards. The Knights entered the game ranked fourth nationally in total offense (516.7 yards per game) and third nationally in rushing offense (246.3 yards per game).

In his first career start, redshirt freshman receiver Nic Anderson caught five passes for a team-high 105 yards and first-half touchdowns of 29 and 42 yards. Gabriel's other touchdown pass went to Drake Stoops, who scored from 11 yards out with 9:16 remaining to put the Sooners in front 24-23 with the PAT. Stoops finished with seven receptions for 60 yards.

OU went ahead 7-0 with 7:48 left in the opening quarter on Gabriel's 29-yard strike to Anderson, but UCF tied the game 7-7 early in the second quarter and led 10-7 and 17-14 before Zach Schmit kicked a 25-yard field goal to tie the game 17 at the half. The Knights took the lead again with a pair of third-quarter field goals.

Redshirt freshman Gavin Sawchuk, who made his first career start and rushed 10 times for 63 yards, scored on a 30-yard run with 3:13 left to play to make it a 31-23 lead.

Danny Stutsman led the Sooners with 12 tackles, and the OU defense harassed UCF for three sacks, 13 tackles for loss, five pass breakups and seven QB hurries.

Score by Quarters	1	2	3	4	Score	
UCF	0	17	6	6	29	Record: (3-4, 0-4 Big 12)
Oklahoma	7	10	0	14	31	Record: (7-0, 4-0 Big 12)

Scoring Summary:

1st	07:48	OU - Anderson, Nic 29 yd pass from Gabriel, Dillon (Schmit, Zach kick)	3 plays, 45 yards, TOP 00:51	0 - 7
2nd	11:49	UCF - Plumlee, John Rhys 1 yd run (Boomer, Colton kick)	10 plays, 74 yards, TOP 04:04	7 - 7
2nd	04:01	UCF - Boomer, Colton 21 yd field goal	12 plays, 76 yards, TOP 06:04	10 - 7
2nd	01:51	OU - Anderson, Nic 42 yd pass from Gabriel, Dillon (Schmit, Zach kick)	8 plays, 75 yards, TOP 02:04	10 - 14
2nd	01:24	UCF - Baker, Javon 86 yd pass from Plumlee, John Rhys (Boomer, Colton kick)	2 plays, 86 yards, TOP 00:19	17 - 14
2nd	00:00	OU - Schmit, Zach 25 yd field goal	7 plays, 67 yards, TOP 01:17	17 - 17
3rd	11:51	UCF - Boomer, Colton 48 yd field goal	4 plays, 2 yards, TOP 01:29	20 - 17
3rd	05:28	UCF - Boomer, Colton 46 yd field goal	10 plays, 57 yards, TOP 04:18	23 - 17
4th	09:16	OU - Stoops, Drake 11 yd pass from Gabriel, Dillon (Schmit, Zach kick)	9 plays, 65 yards, TOP 02:15	23 - 24
4th	03:13	OU - Sawchuk, Gavin 30 yd run (Schmit, Zach kick)	9 plays, 80 yards, TOP 04:17	23 - 31
4th	01:16	UCF - Baker, Javon 12 yd pass from Plumlee, John Rhys (Townsend, Xavier rush failed)	9 plays, 75 yards, TOP 01:57	29 - 31

	UCF	OU
FIRST DOWNS	20	30
RUSHES-YARDS (NET)	41-149	46-189
PASSING YDS (NET)	248	253
Passes Att-Comp-Int	16-30-0	25-38-1
TOTAL OFFENSE PLAYS-YARDS	71-397	84-442
Fumble Returns-Yards	0-0	0-0
Punt Returns-Yards	3-13	4-24
Kickoff Returns-Yards	2-27	2-41
Interception Returns-Yards	1-27	0-0
Punts (Number-Avg)	7-39.0	5-51.6
Fumbles-Lost	1-0	1-0
Penalties-Yards	7-51	6-37
Possession Time	30:16	29:44
Third-Down Conversions	4 of 16	7 of 16
Fourth-Down Conversions	1 of 1	1 of 1
Red-Zone Scores-Chances	3-3	24
Sacks By: Number-Yards	3-22	3-23

RUSHING: UCF – Harvey, R. 23-101; Townsend, X. 2-38; Richardson, J. 6-15; Richards, M. 1(-1); Plumlee, J. 9(-4). **OU** – Major, M. 18-82; Sawchuk, G. 10-63; Gabriel, D. 10-22; Farooq, J. 3-16; Freeman, G. 2-10.

PASSING: UCF – Plumlee, J. 16-30-0-248. **OU** – Gabriel, D. 25-38-1-253.

RECEIVING: UCF – Baker, Jo. 5-134; Townsend, X. 5-33; Pittman, R. 2-50; Harvey, R. 2-8; Hudson, K. 1-23; Baker, Ja. 1-0. **OU** – Stoops, D. 7-60; Anderson, N. 5-105; Farooq, J. 3-23; Freeman, G. 3-10; Sawchuk, G. 2-12; Major, M. 2-9; Gibson, J. 1-17; Pettaway, J. 1-9; Stogner, A. 1-8.

TACKLES (UA-A): UCF – Yates, W. 4-6; Johnson, J. 5-4; Henderson, D. 5-3; Morris-Brash, T. 5-3; Martinez, N. 5-1; Hunter, L. 3-2; Lawrence, M. 3-2; Bullard, Q. 4-0; Wilson, J. 2-2; Peterson, S. 2-2; Mask, D. 2-1; Moore, K. 2-1; Marshall, B. 1-2; Patterson, D. 2-0; Thornton, C. 2-0; Barber, R. 1-1; Adams, B. 1-1; Holler, A. 1-0; Griffin, T. 1-0; Gibbs, H. 0-1. **OU** – Stutsman, D. 5-7; Lawrence, K. 7-2; McCullough, D. 4-2; Downs, E. 3-3; Kanak, J. 2-3; Coe, I. 1-3; Williams, G. 3-0; Bothroyd, R. 1-2; Ford, T. 2-0; Bowen, P. 2-0; Pearson, R. 2-0; Bowman, B. 2-0; Dolby, K. 1-1; Lewis, K. 1-1; Terry, D. 1-1; Spears-Jennings, R. 1-0; Gabriel, D. 1-0; Lacey, J. 1-0; Kelley, J. 1-0; Johnson, J. 1-0; Washington, W. 1-0; Thomas, R. 1-0; Lulu, J. 1-0; Halton, G. 0-1.