



# OKLAHOMA FOOTBALL

7 NATIONAL CHAMPIONSHIPS ♦ 31 BOWL CHAMPIONSHIPS ♦ 50 CONFERENCE CHAMPIONSHIPS ♦ 42 10-WIN SEASONS ♦ 7 HEISMAN TROPHY WINNERS  
167 FIRST-TEAM ALL-AMERICANS ♦ 513 FIRST-TEAM ALL-CONFERENCE HONOREES ♦ 92 NATIONAL AWARD WINNERS ♦ 30 COLLEGE FOOTBALL HALL OF FAMERS

## 2024 SCHEDULE (ALL TIMES CENTRAL)

|          |                        |                    |
|----------|------------------------|--------------------|
| Aug. 30  | Temple (ESPN)          | W, 51-3            |
| Sept. 7  | Houston (SECN)         | W, 16-12           |
| Sept. 14 | Tulane (ESPN)          | W, 34-19           |
| Sept. 21 | 6/7 Tennessee* (ABC)   | L, 15-25           |
| Sept. 28 | at Auburn* (ABC)       | W, 27-21           |
| Oct. 12  | vs. 1/1 Texas*^ (ABC)  | L, 3-34            |
| Oct. 19  | South Carolina* (SECN) | 11:45 a.m.         |
| Oct. 26  | at 18/15 Ole Miss*     | 11 a.m.-Noon       |
| Nov. 2   | Maine (ESPN+)          | 1:30 p.m.          |
| Nov. 9   | at 19/16 Missouri*     | 2:30-3:30/5-7 p.m. |
| Nov. 23  | 7/7 Alabama*           | 2:30-3:30/5-7 p.m. |
| Nov. 30  | at 8/8 LSU*            | 2:30-3:30/5-7 p.m. |

\* SEC game

^ AT&T Red River Rivalry (Dallas, Texas)

## ON THE AIR

### TV: SEC NETWORK

|                 |              |
|-----------------|--------------|
| Play-by-Play:   | Tom Hart     |
| Analyst:        | Cole Cubelic |
| Field Reporter: | Alyssa Lang  |

### NATIONAL RADIO: COMPASS MEDIA

|               |               |
|---------------|---------------|
| Play-by-Play: | Gregg Daniels |
| Analyst:      | Chad Brown    |

### OU RADIO: SOONER SPORTS NETWORK

Flagships KOMA 1520 AM & KRXX 107.7 FM  
Free Online: The Varsity Network  
Sirius/XM 106 or 190

|                 |              |
|-----------------|--------------|
| Play-by-Play:   | Toby Rowland |
| Analyst:        | Teddy Lehman |
| Field Reporter: | Chris Plank  |
| Field Analyst:  | Gabe Ikard   |

### OU SPANISH RADIO

Éxitos 96.5 FM (OKC); 101.5 FM El Patrón (Tulsa)  
Free Online: The Varsity Network

|               |                 |
|---------------|-----------------|
| Play-by-Play: | Enrique Vasquez |
| Analyst:      | Luis Rendón     |

## SERIES HISTORY

Overall: First meeting

## OKLAHOMA (4-2, 1-2)



### SOONERS

Head Coach: Brent Venables  
Record at OU: 20-12 (3rd Year)  
Career Record: Same  
Last: Lost 34-3 vs. Texas

## GAME 7

## SOUTH CAROLINA (3-3, 1-3)



### GAMECOCKS

Head Coach: Shane Beamer  
Record at USC: 23-21 (4th Year)  
Career Record: Same  
Last: Lost 29-27 at Alabama

Saturday, Oct. 19, 2024 ■ 11:45 a.m. CT ■ Norman ■ Gaylord Family – Oklahoma Memorial Stadium (80,126) ■ SECN

## OPENING KICK

► In the first-ever matchup between the two programs, Oklahoma (4-2, 1-2) hosts South Carolina (3-3, 1-3) on Saturday at 11:45 a.m. CT at Gaylord Family — Oklahoma Memorial Stadium in Norman. The game will be televised by SEC Network with **Tom Hart**, **Cole Cubelic** and **Alyssa Lang** announcing.

► Oklahoma is 53-17-7 (.734) all-time at home against current members of the SEC. It is 4-1-1 all-time at home against SEC members at the time of competition (1-0 each vs. Alabama and Kentucky, 1-1 vs. Tennessee and 1-0-1 vs. Vanderbilt).

► This week's AP poll is the first since the final version of the 2022 season in which OU is not ranked, snapping a string of 23 straight polls it appeared in the top 25.

► South Carolina is the lone SEC opponent remaining on Oklahoma's schedule that is unranked in this week's AP poll. The Sooners, who have already faced then-No. 6 Tennessee and No. 1 Texas, play at No. 18 Ole Miss next week, at No. 19 Missouri, vs. No. 7 Alabama and at No. 8 LSU. They also host Maine on Nov. 2.

► Since the start of the 1999 season (**Bob Stoops'** first as head coach), Oklahoma has lost consecutive home games on just one occasion. That was in 2014 to No. 14 Kansas State (31-30) and No. 10 Baylor (48-14). The Sooners are 12-1 during that span in home games following a home defeat.

► Also since the start of the 1999 campaign, OU is 117-8 (.936) at home against teams unranked in the AP poll.

► The 2024 season marks the 130th in OU football history. The Sooners lead the nation with their 50 all-time conference championships, 27 11-plus-win seasons (tied), 33 AP top-five finishes and five No. 1 overall NFL Draft picks (tied). They rank second with their seven Heisman Trophy winners (tied), third with seven AP national championships, their 101 weeks as the AP's No. 1 team and 431 total weeks in the AP Top 5, and fourth with their 57 bowl appearances, 31 bowl wins (tied) and 417 NFL Draft picks.

► Since the end of World War II (1946 season to present), OU leads all programs with 704 wins (30 more than Alabama, the program with the next most). South Carolina ranks 55th with 441 wins during the span.



**Safety Billy Bowman Jr. is tied for fourth nationally among active players with 11 career interceptions. The three players ahead of him are all in their fifth or sixth years, while Bowman Jr. is a true senior. The Denton, Texas, product leads OU with two interceptions this season after registering one Saturday against Texas.**

## NUMBERS TO NOTE

# .960

Since the beginning of the 1999 season, the Sooners are 24-1 (.960) in their games immediately following their annual contest vs. Texas. The lone loss (31-30) came at home to Kansas State in 2014.

# 12

Since the start of the 2023 season, OU is **12-0** when it wins the turnover battle (4-0 this year). During the same span, the Sooners are 2-4 when they lose the turnover battle (0-2 this year).

# 14

OU has the same number of conference titles (**14**) since the start of the 1999 season as home losses. OU is 143-14 (.911) during the span for the nation's best home winning percentage.



## OU ATHLETICS COMMUNICATIONS FOOTBALL CONTACTS



**MIKE HOUCK**  
Associate AD/Communications  
Office: (405) 325-8227  
Cell: (405) 249-5892  
Email: mhouck@ou.edu



**ERIC HOLLIER**  
Director  
Office: (405) 325-6449  
Cell: (405) 570-9228  
Email: ehollier@ou.edu



**PATRICK DUNN**  
Associate Director  
Cell: (405) 388-1353  
Email: patrickjdunn@ou.edu

### HEAD COACH BRENT VENABLES

Alma Mater: Kansas State, 1992  
Career Record: 20-12 (.625)  
Record at OU: Same  
Regular Season Conference Record: 11-10 (.524)

### ASSISTANT COACHES

|   | LOCATION |
|---|----------|
| Seth Littrell (Offensive Coordinator/QB)          | PB       |
| Zac Alley (Co-Defensive Coordinator/LB)           | SL       |
| Todd Bates (Assoc. HC/Co-Def. Coord./Run Def./DT) | SL       |
| Bill Bedenbaugh (OL)                              | SL       |
| Miguel Chavis (DE)                                | SL       |
| Joe Jon Finley (Co-Off. Coordinator/TE)           | SL       |
| Brandon Hall (S)                                  | SL       |
| Emmett Jones (Pass. Game Coord./WR)               | SL       |
| DeMarco Murray (RB)                               | SL       |
| Jay Valai (Co-Def. Coord./Pass Defense/CB/NB)     | SL       |

### PROGRAM HISTORY

First Year: 1895 (this is 130th season)  
All-Time Record: 948-343-53 (.725)  
All-Time Conf. Record: 532-168-22 (.752)  
All-Time SEC Record: 1-2 (.333)  
All-Time Bowl Record: 31-25-1 (.553)  
National Championships (AP): 7  
Years: 1950, '55, '56, '74, '75, '85, 2000  
Conference Championships: 50  
Big 12 Championships: 14  
2000, '02, '04, '06-08, '10, '12, '15-20  
Undefeated Seasons: 14  
11-Plus-Win Seasons: 27 (T-most in nation)

### STADIUM/FIELD INFORMATION

Name: Gaylord Family – Oklahoma Memorial Stadium  
Capacity: 80,126  
Surface: Natural Grass  
Stadium First Year: 1925  
Record at Stadium: 421-87-15 (.819)  
Field Name: Owen Field  
Field First Year: 1923  
Record at Field: 424-91-16 (.814)

### UNIVERSITY INFORMATION

Location: Norman, Okla.  
Founded: 1890  
Enrollment: 34,523  
Colors: Crimson and Cream  
President: Joseph Harroz Jr.  
Athletics Director: Joe Castiglione

## KEY STORYLINES

► While Oklahoma and South Carolina have never met, OU head coach **Brent Venables** faced the Gamecocks nine times while serving as Clemson’s defensive coordinator and the Tigers posted a 7-2 record (won the final seven matchups). In those seven wins, Clemson held South Carolina to an average of 14.9 points per game. Over the last five meetings, Venables’ defense held the Gamecocks to an average of 11.0 points (gave up 10 or fewer points four times).

► Fourth-year South Carolina head coach **Shane Beamer** served as Oklahoma’s assistant head coach for offense (tight ends and H-backs) during the 2018-20 seasons. During that period, the Sooners posted a 33-6 overall record, won three Big 12 championships and participated in two College Football Playoffs (2018 and '19). OU ranked second nationally in scoring offense (44.6 ppg) and total offense (537.3 ypg) during the stretch, and ranked sixth in passing offense (311.5 ypg) and 15th in rushing offense (225.7 ypg).

► Since the start of the 1999 season, the Sooners are 24-1 in their games immediately following their annual contest against Texas. The lone defeat came in 2014 (31-30 vs. Kansas State in Norman). In the 24 wins, OU outscored its opponents by 589 points (average of 24.5 points).

► Since the start of the 2000 season, OU has played just 26 games when unranked in the AP poll. It is 17-9 in those contests (10-5 vs. fellow unranked teams).

► Saturday’s game will pit an Oklahoma team that ranks seventh nationally in turnovers gained (14) and 11th in turnover margin (+1.2 per game) against a South Carolina squad that ranks 115th with its 12 turnovers lost and 68th in turnover margin (even). OU leads the SEC in both categories.

► OU has registered six interceptions and is tied for the national lead with eight fumble recoveries, two more than it had all of last season. South Carolina has thrown four interceptions and lost eight fumbles, tied for the most nationally.

► Since the start of the 2023 season, OU is 12-0 when it wins the turnover battle (4-0 this year) and 2-4 when it loses it (0-2 this year).

► During the Venables era (since the start of the 2022 season), Oklahoma’s defense ranks second in the nation with its 43 interceptions. The Sooners have registered at least one interception in 11 of their last 12 games and in 27 of their last 32.

► Until Saturday’s game against Texas, OU had featured a different starting offensive line in its first five contests this season. Nine Sooners on the O line have started at least one contest. **Febechi Nwaiwu** (right guard all six games), **Jacob Sexton** (two games at left tackle and four at left guard) and **Michael Tarquin** (three games at left tackle and three at right tackle) have started all six games. Other starters have been **Branson Hickman** (four games at center), **Jake Taylor** (three games at right tackle), **Joshua Bates** (two games at center), **Logan Howland** (two games at left tackle), **Geirean Hatchett** (one game at left guard; out for the year) and **Heath Ozaeta** (one game at left guard).

## RECAPPING SATURDAY’S RED RIVER RIVALRY GAME

► After leading 3-0 and not allowing a first down through the first quarter, No. 18/16 Oklahoma dropped a 34-3 contest to No. 1/1 Texas in the Allstate Red River Rivalry at the Cotton Bowl in Dallas on Saturday. It was just OU’s fifth loss in the last 16 meetings against the Longhorns.

► The Sooners finished with 18 first downs to Texas’ 17, but UT outgained Oklahoma 406 yards to 237 and averaged 6.7 yards per play to OU’s 3.4.

► After OU held the Longhorns to 13 yards on 10 plays in the first quarter, UT gained 222 yards on 22 plays in the second quarter to take a 21-3 halftime lead.

► Senior safety **Billy Bowman Jr.** intercepted a pass in Texas territory on the game’s opening possession, but **Tyler Keltner** missed a 44-yard field goal try moments later. Keltner rebounded to make a 42-yarder to cap the Sooners’ third drive, their only points of the day. Bowman’s interception was the 11th of his career.

► **Michael Hawkins Jr.** became Oklahoma’s seventh freshman quarterback to start vs. Texas, but the first true freshman. He completed 19 of 30 pass attempts for 148 yards and no interceptions. He gained 61 yards on 20 rushes, but netted just 27 yards after getting sacked five times.

► Freshman receiver **Zion Kearney** was one of 11 Sooners who caught at least one pass, finishing with team and career highs of four catches and 45 yards. OU’s longest completion was 15 yards.

► Junior running back **Jovantae Barnes** carried 14 times for team-high 38 yards.

► Freshman cornerback **Eli Bowen** became the first true freshman defensive back to make his initial career start against Texas since cornerback **Aaron Colvin** in 2010. Bowen notched his first career tackle for loss and led OU with a career-high eight tackles.

► Bowen and sophomore safety **Peyton Bowen** became the first brothers to start a game for Oklahoma since 1987 (offensive linemen **Anthony** and **Jon Phillips**), and the first brothers to start a game on defense for OU since 1975 (defensive linemen **Lee Roy** and **Dewey Selmon**). Peyton Bowen finished with four tackles, all solo.

► Senior linebacker **Danny Stutsman** (1.5 tackles for loss) and redshirt sophomore linebacker **Kip Lewis** (1.0 TFL) totaled six tackles each for the Sooners.

## OU’S RECORD VS. THE SEC

|                       |                   |
|-----------------------|-------------------|
| vs. Alabama           | 3-2-1             |
| vs. Arkansas          | 10-4-1            |
| vs. Auburn            | 3-0               |
| vs. Florida           | 1-1               |
| vs. Georgia           | 0-1               |
| vs. Kentucky          | 2-1               |
| vs. LSU               | 1-2               |
| vs. Ole Miss          | 0-1               |
| vs. Mississippi State | 0-0               |
| vs. Missouri          | 67-24-5           |
| vs. South Carolina    | 0-0               |
| vs. Tennessee         | 3-2               |
| vs. Texas             | 51-64-5           |
| vs. Texas A&M         | 19-12             |
| vs. Vanderbilt        | 2-0-1             |
| <b>Total</b>          | <b>162-114-13</b> |

**2024 TEAM STATS COMPARISON**

|                          | OU        | USC       |
|--------------------------|-----------|-----------|
| Points/Game              | 24.3      | 27.5      |
| Points Allowed/Game      | 19.0      | 20.3      |
| 1st Downs/Game           | 16.8      | 19.7      |
| 1st Downs Allowed/Game   | 17.3      | 17.0      |
| Rush Yards/Game          | 122.0     | 175.3     |
| Rush Yards Allowed/Game  | 117.5     | 110.0     |
| Pass Yards/Game          | 165.7     | 187.0     |
| Pass Yards Allowed/Game  | 220.3     | 189.5     |
| Total Offense/Game       | 287.7     | 362.3     |
| Total Defense/Game       | 337.8     | 299.5     |
| INT Thrown/INT Made      | 3/6       | 4/8       |
| Turnover Margin          | +7        | 0         |
| Sacks By/Allowed/Game    | 3.2/3.2   | 3.2/4.3   |
| 3rd Down Off./Def.       | 26.8/31.5 | 33.3/35.4 |
| Red Zone Off./Def.       | 90.0/75.0 | 85.0/78.9 |
| Kickoff Return Average   | 17.3      | 15.4      |
| Punt Return Average      | 8.3       | 8.4       |
| Penalties/Yards Per Game | 6.3/55.5  | 7.8/70.8  |
| Field Goals              | 9-11      | 8-12      |

**2024 NCAA RANKINGS COMPARISON**

|                          | OU    | USC   |
|--------------------------|-------|-------|
| Points/Game              | 96th  | 76th  |
| Points Allowed/Game      | 27th  | 38th  |
| First Downs/Game         | 118th | 26th  |
| First Downs Allowed/Game | 30th  | 23rd  |
| Rush Yards/Game          | 101st | 55th  |
| Rush Yards Allowed/Game  | 40th  | 32nd  |
| Pass Yards/Game          | 123rd | 105th |
| Pass Yards Allowed/Game  | 77th  | 36th  |
| Total Offense/Game       | 125th | 92nd  |
| Total Defense/Game       | 48th  | 20th  |
| Turnover Margin          | 11th  | 68th  |
| Sacks/Game               | 10th  | 10th  |
| Sacks Allowed/Game       | 122nd | 133rd |
| 3rd Down Offense         | 130th | 9th   |
| 3rd Down Defense         | 25th  | 47th  |
| Red Zone Offense         | 39th  | 72nd  |
| Red Zone Defense         | 20th  | 41st  |
| Kickoff Return Average   | 106th | 119th |
| Punt Return Average      | 71st  | 67th  |

**2024 SEC STANDINGS**

|                   | SEC | OVERALL |
|-------------------|-----|---------|
| Texas A&M         | 3-0 | 5-1     |
| LSU               | 2-0 | 5-1     |
| Texas             | 2-0 | 6-0     |
| Georgia           | 3-1 | 5-1     |
| Alabama           | 2-1 | 5-1     |
| Arkansas          | 2-1 | 4-2     |
| Tennessee         | 2-1 | 5-1     |
| Vanderbilt        | 2-1 | 4-2     |
| Missouri          | 1-1 | 5-1     |
| Florida           | 1-2 | 3-3     |
| Ole Miss          | 1-2 | 5-2     |
| Oklahoma          | 1-2 | 4-2     |
| Kentucky          | 1-3 | 3-3     |
| South Carolina    | 1-3 | 3-3     |
| Auburn            | 0-3 | 2-4     |
| Mississippi State | 0-3 | 1-5     |

**THIS WEEK'S SEC SCHEDULE**

*[All times Central]*

|  |
|--|
| Auburn at Missouri, 11 a.m. (ESPN)               |
| South Carolina at Oklahoma, 11:45 a.m. (SECN)    |
| Alabama at Tennessee, 2:30 p.m. (ABC)            |
| Texas A&M at Mississippi State, 3:15 p.m. (SECN) |
| Ball State at Vanderbilt, 6 p.m. (ESPN+)         |
| LSU at Arkansas, 6 p.m. (ESPN)                   |
| Georgia at Texas, 6:30 p.m. (ABC)                |
| Kentucky at Florida, 6:45 p.m. (SECN)            |

► Sixth-year player **Luke Elzinga** averaged a healthy 47.7 yards on his six punts and registered a 63-yarder.

**HOME IS WHERE THE "W" IS**

► The Sooners are 143-14 (.911) at Gaylord Family – Oklahoma Memorial Stadium since the start of the 1999 season, giving them the same number of conference titles during the period as home defeats. It is the best home winning percentage in the country over the last 25-plus seasons (Boise State [.906] and Ohio State [.898] are next). OU has outscored its foes by an average of 43-18 in those games.

► OU has sold out 156 straight originally scheduled home contests, dating back to the start of the 1999 season (**Bob Stoops'** first as head coach). Only Nebraska has a longer current streak (401).

**SEC SOONERS**

► Oklahoma and Texas officially joined the Southeastern Conference on July 1 after 28 years in the Big 12 Conference. OU won half of the Big 12's football titles (14 of 28) since the league began in 1996 (six of the last nine) and posted a 187-61 (.754) record against conference competition (includes an 11-1 record in Big 12 Championship games).

► OU is no stranger to many of its new SEC brethren as Oklahoma has a 162-114-13 (.583) record against the league's current member schools, including fellow new entrant Texas. Not including the Longhorns, OU owns a 111-50-8 (.680) all-time record against current SEC programs.

► OU has never faced two SEC programs: South Carolina and Mississippi State. The Sooners host the Gamecocks this week but do not face the Bulldogs. Entering this season, OU had never played a campus game against seven current SEC programs (Auburn, Florida, Georgia, LSU, Ole Miss, Mississippi State and South Carolina).

► The SEC is the the Sooners' seventh football conference. They were also a member of the Southwest Conference (two championships), Missouri Valley (one championship), Big Six (five championships), Big Seven (12 championships), Big Eight (16 championships) and Big 12 (14 championships).

► Oklahoma's 14 Big 12 titles were 10 more than the program with the next most (Texas won four). From 2010 through 2023, OU won eight Big 12 titles and was followed by Baylor (three), Kansas State (two) and Oklahoma State, TCU and Texas (one each).

**MIKE IN THE SPOTLIGHT**

► **Michael Hawkins Jr.** entered the Tennessee game late in the first half and has been Oklahoma's primary quarterback since. In the victory at Auburn, he became just the seventh OU quarterback to start at least one game as a true freshman (see full list in chart on this page), and first Sooner true freshman QB to win on the road in his first career start. In the next game, he became the first OU true freshman QB to start against Texas.

► In OU's three SEC games, Hawkins Jr. is 40 for 63 through the air (63%) for 441 yards and a touchdown with no interceptions. He has also rushed 46 times for 118 yards and a TD. He completed 11 of 18 pass attempts for 132 yards and a TD against Tennessee, and rushed 12 times for 22 yards with no turnovers. At Auburn, he was 10 of 15 passing for 161 yards and rushed 14 times for 69 yards, including a 48-yard TD. Versus Texas, he completed 19 of 30 passes for 148 yards and had 20 carries for 27 yards (lost 34 yards on sacks).

► Hawkins Jr. was rated as a four-star prospect by ESPN, On3 and Rivals and as the No. 3 dual-threat QB recruit in the country by Rivals and No. 7 by ESPN. His father, Michael, played cornerback for Oklahoma under **Bob Stoops** in 2002 before spending multiple years in the NFL.

**R MASE IN YOUR FACE**

► Junior defensive lineman **R Mason Thomas** is tied for ninth nationally and ranks third in the SEC with his 5.5 sacks, and all of them have come in the last four games (3.0 vs. Tulane, 0.5 vs. Tennessee, 2.0 at Auburn).

► Thomas has racked up 5.0 of his 5.5 sacks in the fourth quarter and with OU protecting leads. Against Tulane, his 3.0 sacks came in the span of two drives. In one series, Thomas recorded a sack on first down, a pass breakup on third down and another sack on fourth down. On one of his sacks he was credited with a forced fumble and recovery, and added a pass breakup and a quarterback hurry on the day. He was named the Bronko Nagurski National Defensive Player of the Week.

► With OU leading 24-21 at Auburn and under four minutes to go, Thomas recorded a 6-yard sack on third down and a 13-yard sack the next play to give the ball to the Sooners on the Tigers' 25-yard line.

► Thomas became the first Sooner since defensive end **Charles Tapper** in 2015 to register at least 5.5 sacks over a three-game span (Tapper had 6.0).

► Thomas' lone four career starts have come this season (he did not start against Tennessee or Texas because of opponent offensive personnel; OU started five DBs in both). In his 19 games over the 2022 and '23 campaigns, he logged 3.5 tackles for loss and 1.5 sacks.

**GETTING DEFENSIVE**

► Oklahoma's defense made big strides in year two under **Brent Venables** in 2023, and many analysts predicted the improvement to continue this season. That includes Phil Steele, who this summer ranked OU's linebacker and defensive back units each as second best nationally and No. 1 in the SEC. So far, the Sooners have not disappointed.

**OU'S TRUE FRESHMAN QB FIRST STARTS**

**1946, Darrell Royal** (OU won 27-6 at home vs. Nebraska)

**1984, Troy Aikman** (OU lost 28-11 at Kansas)

**1985, Jamelle Hollieway** (OU won 59-14 at home vs. Iowa State)

**1990, Cale Gundy** (OU lost 33-31 at home vs. Iowa State)

**2021, Caleb Williams** (OU won 52-31 at home vs. TCU)

**2023, Jackson Arnold** (OU lost 38-24 vs. Arizona in Alamo Bowl)

**2024, Michael Hawkins Jr.** (OU won 27-21 at Auburn)

2024 HONORS

**BEN ANDERSON (R-SO., LS)**

Patrick Mannelly Award Watch List

**NIC ANDERSON (R-SO., WR)**

Biletnikoff Award Watch List

**JACKSON ARNOLD (SO., QB)**

Maxwell Award Watch List

**BILLY BOWMAN JR. (SR., DB)**

AP Preseason All-America Second Team

Preseason All-SEC First Team (Coaches & Media)

Bronko Nagurski Award Watch List

Chuck Bednarik Award Watch List

Jim Thorpe Award Preseason Watch List

**DEION BURKS (R-JR., WR)**

Preseason All-SEC Third Team (Media)

**LUKE ELZINGA (R-SR., P)**

Ray Guy Award — Ray's 8 of the Week (9/9, 9/23, 10/1)

Ray Guy Award Preseason Watch List

**GRACEN HALTON (JR., DL)**

SEC Defensive Lineman of the Week (9/9)

**BRANSON HICKMAN (R-SR., OL)**

Outland Trophy Watch List

Rimington Trophy Watch List

**TYLER KELTNER (R-SR., K)**

SEC Special Teams Player of the Week (9/2)

**KIP LEWIS (R-SO., LB)**

SEC Defensive Player of the Week (9/30)

**GAVIN SAWCHUK (R-SO., RB)**

Allstate AFCA Good Works Team Member

Wuerffel Trophy Watch List

Doak Walker Award Watch List

**ZACH SCHMIT (R-SR., K)**

William V. Campbell Trophy Semifinalist

**DANNY STUTSMAN (SR., LB)**

ESPN Preseason All-America Team

Walter Camp Preseason All-America First Team

The Athletic Preseason All-America First Team

AP Preseason All-America Second Team

Sporting News Preseason All-America Second Team

Preseason All-SEC First Team (Coaches & Media)

Walter Camp Player of the Year Watch List

Bronko Nagurski Watch List

Chuck Bednarik Award Watch List

Butkus Award Watch List

Lombardi Award Preseason Watch List

**R MASON THOMAS (JR., DL)**

Bronko Nagurski National Defensive Player of the Week (9/9)

collegepressbox

Collegepressbox is the official media website for Division I football. Access and download game notes, quotes, statistics, media guides, headshots, logos and more for all FBS schools, conferences, postseason games, awards and the College Football Playoff. For access, register for an account at collegepressbox.com/register.

► OU ranks 27th in the country by permitting 19.0 points per game. It gave up three points to Temple, 12 to Houston, 19 to Tulane, 25 to Tennessee, 21 to Auburn and 34 to Texas. Tennessee averaged 63.7 points entering the game against the Sooners, Auburn 36.5 and Texas 45.0.

► The Sooners rank 40th nationally in rushing defense, permitting 117.5 yards per game on the ground. They rank 15th in the country (fifth in SEC) by allowing just 3.1 yards per rush, and have surrendered just four rushing TDs (one by Tennessee and three by Texas).

► OU also ranks first nationally in fumble recoveries (eight), 10th in sacks (3.2 per game), 14th in tackles for loss (7.7 per game) and 48th in total defense (337.8 ypg).

► Junior defensive linemen **Gracen Halton** and **R Mason Thomas** entered the season with a combined 8.0 career tackles for loss and 1.5 sacks, but through six games this season have teamed for 10.0 TFLs and 8.0 sacks. Halton was named SEC Defensive Lineman of the Week after registering a career-high 2.0 TFLs (11-yard sack and a 5-yard safety) in a 16-12 win over Houston in week two. He has 3.5 TFLs, 2.5 sacks, a forced fumble, fumble recovery, a safety and two QB hurries. Thomas turned in a 3.0-sack effort vs. Tulane in which he also logged a forced fumble and recovery, a pass breakup and a QB hurry en route to being named Bronko Nagurski National Defensive Player of the Week. In OU's win at Auburn, he registered sacks on back-to-back fourth-quarter plays with OU clinging to a 24-21 lead. Thomas has team highs of 6.5 TFLs, 5.5 sacks and three QB hurries on the year. His 5.5 sacks are ninth most nationally and already more than any Sooner had last season.

► Preseason All-America linebacker and Butkus Award-hopeful **Danny Stutsman** ranks seventh in the SEC with his 7.7 tackles per game and has 3.5 tackles for loss. The senior has led OU in tackles each of the last two seasons (125 in 2022 and 104 in 2023) and has 313 career stops.

► Sophomore linebacker **Sammy Omosigho's** first career starts have come the last two games against Auburn and Texas, as he's taken the place of injured **Kendel Dolby** at OU's "Cheetah" position. Omosigho ranks fifth on the team with his 19 tackles, which are already 12 more than he had in his 10 games last season. He is tied with Stutsman, Halton and safety **Robert Spears-Jennings** for second on the squad with 3.5 tackles for loss and has two QB hurries.

► Oklahoma is tied for 18th nationally by allowing just four rushes of at least 20 yards this season (22-yarder by Auburn running back Jarquez Hunter and three by Texas).

► OU has allowed only 12 touchdowns on its opponents' 77 possessions (one every 6.4 possessions). The defense has forced 32 punts and has recorded 13 takeaways, a safety and three turnovers on downs.

NOTING THE OFFENSE

► Freshman QB **Michael Hawkins Jr.** is 42 for 67 through the air this season for a 63% completion rate with one touchdown and no interceptions. His lone career starts came the last two games (27-21 win at Auburn and 34-3 loss to No. 1 Texas). Hawkins Jr. also has 121 yards and a TD on 48 rushes (one fumble lost).

► Sophomore quarterback **Jackson Arnold**, who started Oklahoma's first four games this season, has completed 61 of 102 pass attempts (60%) for 538 yards and seven touchdowns versus three interceptions. He ranks second on the team with 138 rushing yards and has a team-high-tying two rushing TDs.

► Junior running back **Jovantae Barnes** leads the team with his 237 rushing yards (averaging 3.3 yards per carry) and has two rushing TDs. Freshman **Taylor Tatum**, the consensus No. 1 running back nationally in the 2024 class, is averaging 6.7 yards on his 20 rushes (133 total yards) and has run for a pair of TDs and caught another. He missed the Auburn game due to injury.

► Redshirt sophomore running back **Gavin Sawchuk** started each of the first three games but has been held to 42 yards on 20 carries on the year. Sawchuk ran for over 100 yards in each of the last five games in 2023.

► OU's tight ends combined for 20 catches for 252 yards in 13 games last season. This year, tight ends **Bauer Sharp** and **Jake Roberts** have already totaled 28 catches for 259 yards.

► Redshirt junior wide receiver **Deion Burks** leads the team with his 6.5 catches per game and three receiving touchdowns, which all came in the first half against Temple. In that game, Burks became the first Sooner to register three receiving TDs in his OU debut. Burks' 26 receptions are the most ever by a player in the first four games of his OU career. The Purdue transfer, who has missed the last two games due to injury, entered the season with seven career receiving TDs (all in 2023).

► Redshirt sophomore receiver **Nic Anderson** sustained an injury in August camp and has missed all but one game this season (he started vs. Tennessee but left the game in the first half and has not played since). Anderson earned 2023 freshman All-America honors from The Athletic after catching 38 passes for 798 yards and a team-high-tying 10 TDs. He averaged 21.0 yards per catch to rank fifth nationally.

OU'S NATIONAL DEFENSIVE RANKINGS

| CATEGORY                  | STAT  | RANK  |
|---------------------------|-------|-------|
| Fumble Recoveries         | 8     | T1st  |
| Turnovers Gained          | 14    | 7th   |
| Sacks Per Game            | 3.2   | T10th |
| Rushing TDs Allowed       | 4     | T12th |
| Tackles For Loss Per Game | 7.7   | 14th  |
| Yards Allowed Per Rush    | 3.1   | 15th  |
| Scoring Defense           | 19.0  | T27th |
| Interceptions             | 6     | T37th |
| Rushing Defense           | 117.5 | 40th  |
| Total Defense             | 337.8 | 48th  |

ACTIVE LEADERS IN INTERCEPTIONS

Senior safety **Billy Bowman Jr.** is tied for fourth nationally among active players with his 11 career interceptions. Bowman and UNLV's Cameron Oliver are the only ones on the list who are in their fourth year (the others are in their fifth or sixth seasons).

| PLAYER                       | INTs      | YDS        | YEAR       |
|------------------------------|-----------|------------|------------|
| Quincy Riley (Louisville)    | 14        | 406        | 6th        |
| Nohl Williams (Cal)          | 13        | 116        | 5th        |
| Cam Lockridge (Fresno St.)   | 12        | 262        | 5th        |
| <b>Billy Bowman Jr. (OU)</b> | <b>11</b> | <b>251</b> | <b>4th</b> |
| Cameron Oliver (UNLV)        | 11        | 86         | 4th        |
| Antavious Lane (N. Carolina) | 11        | 162        | 6th        |

### 2024 WEEKLY TEAM CAPTAINS

OU's six captains for the Texas game were:

| No. | Name             | Class | Pos. |
|-----|------------------|-------|------|
| 2   | Billy Bowman Jr. | Sr.   | DB   |
| 40  | Ethan Downs      | Sr.   | DL   |
| 54  | Febechi Nwaiwu   | R-Jr. | OL   |
| 10  | Bauer Sharp      | R-Jr. | TE   |
| 28  | Danny Stutsman   | Sr.   | LB   |
| 52  | Damonic Williams | Jr.   | DL   |

**TEMPLE:** Jackson Arnold, Billy Bowman Jr., Bauer Sharp, Danny Stutsman

**HOUSTON:** Jovantae Barnes, Kendel Dolby, Ethan Downs, Jake Roberts, Zach Schmit

**TULANE:** Kobie McKinzie, Gavin Sawchuk, Jacob Sexton, Robert Spears-Jennings, R Mason Thomas

**TENNESSEE:** Gracen Halton, Febechi Nwaiwu, Michael Tarquin, Da'Jon Terry, Woodi Washington, Damonic Williams

**AUBURN:** Peyton Bowen, Luke Elzinga, Kip Lewis, Brenden Thompson, Kani Walker

### SOONERS IN THE NFL

Forty-five former Sooners were on week 1 NFL rosters, including 34 active:

| Name                  | Team       | Pos. |
|-----------------------|------------|------|
| Mark Andrews          | Ravens     | TE   |
| Brian Asamoah II      | Vikings    | LB   |
| Curtis Bolton         | Giants     | LB   |
| Nik Bonitto           | Broncos    | LB   |
| Marquise Brown        | Chiefs     | WR   |
| Tre Brown             | Seahawks   | CB   |
| Orlando Brown Jr.     | Bengals    | OL   |
| Cody Ford             | Bengals    | OL   |
| Neville Gallimore     | Rams       | DT   |
| Marquis Hayes*        | Cardinals  | OL   |
| Eric Gray             | Giants     | RB   |
| Tyler Guyton          | Cowboys    | OT   |
| Anton Harrison        | Jaguars    | OT   |
| Creed Humphrey        | Chiefs     | C    |
| Jalen Hurts           | Eagles     | QB   |
| Tony Jefferson*       | Chargers   | S    |
| Lane Johnson          | Eagles     | OT   |
| CeeDee Lamb           | Cowboys    | WR   |
| Jonah Laulu           | Raiders    | DT   |
| Baker Mayfield        | Buccaneers | QB   |
| Marvin Mims Jr.       | Broncos    | WR   |
| Joe Mixon             | Texans     | RB   |
| Wanya Morris          | Chiefs     | OT   |
| Kyler Murray          | Cardinals  | QB   |
| Kenneth Murray Jr.    | Titans     | LB   |
| Ogbo Okoronkwo        | Browns     | DE   |
| Samaje Perine         | Chiefs     | RB   |
| Ronnie Perkins^       | Broncos    | LB   |
| Jordan Phillips       | Cowboys    | DT   |
| Ben Powers            | Broncos    | G    |
| Andrew Raym           | Panthers   | C    |
| Jalen Redmond         | Vikings    | DT   |
| Tyrese Robinson*      | Vikings    | DT   |
| Walter Rouse          | Vikings    | OT   |
| Sterling Shepard*     | Buccaneers | WR   |
| Rhamondre Stevenson   | Patriots   | RB   |
| Drake Stoops*         | Rams       | WR   |
| Isaiah Thomas*        | Bengals    | DE   |
| Delarrin Turner-Yell^ | Broncos    | S    |
| Tress Way             | Commanders | P    |
| Brayden Willis*       | 49ers      | TE   |
| Trent Williams        | 49ers      | OT   |
| James Winchester      | Chiefs     | LS   |
| DaShaun White*        | 49ers      | LB   |
| Michael Woods II*     | Browns     | WR   |

\* Practice squad ^ Injured reserve

► Senior receiver **Andrel Anthony** tore his ACL in last year's game against Texas (Oct. 5), returned to play limited snaps in the season opener vs. Temple (one catch for four yards) but hasn't played since. Before his injury last season, Anthony led OU with 429 yards on his 27 catches.

► Senior receiver **Jalil Farooq** was lost to injury in the first half of the season opener against Temple and is out indefinitely. Farooq entered the year with 86 career catches for 1,229 yards and seven TDs, and 32 rushes for 235 yards. OU is also without the services of junior receiver **Jayden Gibson**, who was lost for the year following an August injury. Gibson caught 14 passes for 375 yards (26.8 per reception) and five TDs last season (scored in each of the last three regular season games).

► The Sooners are tied for 39th nationally by converting 90% (16 of 17) of their red-zone trips into points (13 TDs and 5 FGs).

► OU's offensive linemen who have played this season have combined for just 35 career starts as Sooners. Eight of the nine who have started at least one game this season had never started at OU prior to this year (**Jacob Sexton** started one game in 2022 and four last season).

### A GLANCE AT SPECIAL TEAMS

► After winning the primary placekicking job, Florida State transfer **Tyler Keltner** went 3 for 3 on field goals and 6 for 6 on extra-point attempts against Temple in the opener to earn SEC Special Teams Player of the Week honors. He is 7 for 9 and 12 for 13, respectively, on the year (missed the Auburn game after having his appendix removed). Keltner spent his first four seasons at East Tennessee State, where he was 56 for 74 on field goals (76%) and 131 of 131 on PATs, and three times earned All-Southern Conference honors.

► Redshirt senior **Zach Schmit** served as OU's placekicker the last two seasons and has made 30 of his 42 (71%) career field goal attempts (is 2 for 2 this year) and all 125 of his PAT tries. His streak of 125 made extra-points is the fourth-longest in program history. Schmit has handled kickoffs the first six games this season and made his lone two field goal attempts of the year in the win at Auburn.

► Keltner and Schmit have combined to go 9 of 11 on field goal attempts, as OU ranks sixth in the SEC out of 16 teams with its 82% conversion rate.

► Super senior **Luke Elzinga** is off to a great six-game start, ranking sixth nationally and second in the SEC with a 46.1-yard average on his 35 punts (13 of 50+ yards; long of 63; 16 inside the 20; 10 fair catches; just two touchbacks). His performance has helped OU to a No. 19 national ranking with its 42.6-yard net punting average. Elzinga has already been named to the Ray Guy Award's "Ray's 8" three times this season (following the Houston, Tennessee and Auburn contests).

► Sophomore **Peyton Bowen** ranks 29th nationally by averaging 9.2 yards on his 12 punt returns.

### "TAKEAWAYS, NO GIVEAWAYS"

► The Oklahoma coaching staff preaches "takeaways, no giveaways" with its players and the Sooners have turned that message into reality so far in 2024, as OU is tied for 11th nationally with a +1.2 turnover margin per game (14 takeaways, seven giveaways).

► OU has recovered eight fumble fumbles so far this season, which is two more than it had all of 2023. The eight recoveries are tied for the most nationally.

► Eight different Sooners have each registered one fumble recovery and five different players have each logged at least one interception. **Billy Bowman Jr.** has two interceptions and one fumble recovery, while **Robert Spears-Jennings** has one of each.

► OU is outscoring opponents 56-23 off turnovers through six games.

► Last season, OU ranked second nationally with 26 takeaways (20 interceptions) and with 111 points off takeaways (ranked first with 8.5 points per game).

► Points off turnovers were a telling stat in 2023. In OU's 10 wins last season it outscored opponents 98-17 off turnovers. In its three losses it was outscored 44-13.

### NEW (BUT FAMILIAR) COORDINATORS

► The 2024 OU coaching staff features new play-callers on both sides of the ball. Following the departure of former offensive coordinator Jeff Lebby who is now Mississippi State's head coach, Oklahoma head coach **Brent Venables** announced in December that **Seth Littrell** was promoted to offensive coordinator and tight ends coach **Joe Jon Finley** was elevated to co-offensive coordinator. Littrell, who was an offensive analyst for the Sooners in 2023 following a seven-year head coaching stint at North Texas, is OU's quarterbacks coach

### VENABLES BY THE NUMBERS

Brent Venables was hired as OU's 23rd head coach on Dec. 5, 2021. Here's a look at some of his many accomplishments:

**3** National championships (2000 at Oklahoma; 2016 and '18 at Clemson)

**3** Butkus Award winners (OU's Rocky Calmus [2001] and Teddy Lehman [2003]; Clemson's Isaiah Simmons [2019])

**4** Consecutive years Clemson led the nation in tackles for loss (2013-16; also led country in 2018 and was second in 2019 and '20).

**8** National championship game appearances (2000, '03, '04 and '08 at OU; 2015, '16, '18 and '19 at Clemson)

**8** Times Clemson finished in the top 15 nationally in total defense his last 8 years

**10** College Football Playoff games (6 semifinals and 4 championship games) over his last 7 seasons with Clemson

**10** Clemson led the nation in sacks, tackles for loss and opponent 3rd-down conversion percentage over his 10 years with the program

**13** Number of conference championships (7 at OU, 6 at Clemson)

**18** Consensus All-America honors collected by his players (12 at OU)

**23** Times his 28 teams won at least 10 games

**61** Number of his defensive players picked in the NFL Draft (12 first-rounders)

**306** Wins as a full-time coach (against just 67 losses; .820)

## OU'S 2024 RECRUITING CLASS RANKED AS HIGH AS NO. 7

Head coach **Brent Venables** and his staff signed OU's third straight top-10 recruiting class in 2024. The class of 27 scholarship players all signed during the December early period. The class ranked No. 7 nationally by Rivals, No. 8 in the 247Sports composite and ESPN rankings and No. 9 by On3.

Of the 27 signees, one was rated as a consensus five-star prospect and eight were ranked as consensus four-star prospects on a five-star scale by 247Sports, ESPN, On3 and Rivals. Sixteen were rated a four-star prospect by at least two of the outlets, while 11 received three-star designation from at least three of those services (seven garnered at least one four-star nod).

Fourteen members of the signing class were designated as offensive players and 13 as defensive players, and all were high schoolers. A record 20 of the Sooners' 27 signees enrolled at OU for the spring semester and participated in team activities.

The Sooners signed three players who were rated as the top recruit in their state or country in Oklahoma defensive end Danny Okoye, Kansas defensive back Michael Boganowski and England offensive lineman Daniel Akinkunmi. Seven prospects were rated among the top 10 nationally at their respective position by at least one recruiting service. 13 signees were rated among the top 15 at their position and 18 were rated among the top 25 at their position.

The state of Texas produced the most OU signees with seven, while Oklahoma produced six and Ohio two. The Sooners signed one player each from Alabama, Arizona, England, Florida, Georgia, Indiana, Kansas, Louisiana, Minnesota, Mississippi, Nevada and North Carolina.

### 2024 OU RECRUITING CLASS

| No. | Name                     | Class | Pos. |
|-----|--------------------------|-------|------|
| 72  | Josh Aisosa              | Fr.   | OL   |
| 75  | Daniel Akinkunmi         | Fr.   | OL   |
| 73  | Isaiah Autry-Dent        | Fr.   | OL   |
| 25  | Michael Boganowski       | Fr.   | DB   |
| 23  | Eli Bowen                | Fr.   | DB   |
| 56  | Eugene Brooks            | Fr.   | OL   |
| 24  | Ivan Carreon             | Fr.   | WR   |
| 28  | KJ Daniels               | Fr.   | WR   |
| 42  | Wyatt Gilmore            | Fr.   | DL   |
| 14  | Jaydan Hardy             | Fr.   | DB   |
| 9   | Michael Hawkins Jr.      | Fr.   | QB   |
| 65  | Jayden Jackson           | Fr.   | DL   |
| 12  | Devon Jordan             | Fr.   | DB   |
| 7   | Zion Kearney             | Fr.   | WR   |
| 84  | Davon Mitchell           | Fr.   | TE   |
| 47  | James Nesta              | Fr.   | LB   |
| 21  | Jeremiah Newcombe        | Fr.   | DB   |
| 16  | Danny Okoye              | Fr.   | DL   |
| 45  | Mykel Patterson-McDonald | Fr.   | DB   |
| 55  | Eddy Pierre-Louis        | Fr.   | OL   |
| 13  | Reggie Powers III        | Fr.   | DB   |
| 81  | Zion Ragins              | Fr.   | WR   |
| 21  | Xavier Robinson          | Fr.   | RB   |
| 6   | Nigel Smith II           | Fr.   | DL   |
| 0   | David Stone              | Fr.   | DL   |
| 8   | Taylor Tatum             | Fr.   | RB   |
| 12  | Brendan Zurbrugg         | Fr.   | QB   |

and serves as offensive play-caller. Finley, in his fourth season on OU's staff, continues to coach tight ends and is playing an increased role in offensive game-planning and oversight.

► In January, Venables announced the hiring of **Zac Alley** as co-defensive coordinator and linebackers coach. Alley joined OU's program after spending the last two seasons as defensive coordinator and linebackers coach at Jacksonville State. He also served the 2021 season in the same capacity at ULM. The 31-year-old is extremely familiar with Venables, having worked under him for four years (2015-18) as a graduate assistant at Clemson when Venables was defensive coordinator and linebackers coach. In those four seasons, with Alley working primarily with the defensive tackles and linebackers, Clemson posted a 55-4 (.932) record (tied with Alabama for the nation's best during that span) and won four Atlantic Coast Conference titles and two national championships (2016 and 2018).

### 100TH YEAR OF GAYLORD FAMILY – OKLAHOMA MEMORIAL STADIUM

► 2024 marks the 100th season of Gaylord Family – Oklahoma Memorial Stadium. OU owns a sparkling 421-87-15 (.819) all-time record at the "Palace on the Prairie" and has faced 94 opponents there (South Carolina and Maine this season mark the 95th and 96th foes).

► The first game played at the current stadium site, called Owen Field and named after former head coach and athletics director **Bennie Owen** (a charter member of the College Football Hall of Fame), took place in 1923, before stadium construction got underway. On Oct. 17, 1925, the first contest was played in front of the new 16,000-seat west stands, a 7-0 victory over Drake in which **Roy "Goat" Lamb** scored the game's only touchdown on a 2-yard run in muddy conditions.

► Oklahoma Memorial Stadium, named in honor of university personnel who died in World War I, was erected at a cost of \$293,000 and dedicated on Nov. 7, 1925. Almost since its inception, the stadium has been a work in progress, with countless expansions and improvements taking place. Prior to the 2002 season, the stadium was renamed "Gaylord Family – Oklahoma Memorial Stadium" after a generous donation helped complete one of those expansions. Capacity peaked at 83,489 from 2016-18, but dropped to its current figure of 80,126 in 2019 after seat and aisle widening.

### DEWEY SELMON HEADED TO HALL

► Part of the famed and feared Selmon brothers defensive line trio for Oklahoma's vaunted defenses of the early and mid-1970s, **Dewey Selmon** was named to the 2024 College Football Hall of Fame Class in January and will be inducted Dec. 10 in Las Vegas. He will become Oklahoma's 24th former player in the College Hall of Fame and fifth straight defender.

► A Eufaula, Okla., native, Selmon starred at both defensive tackle and nose guard for the Sooners. In his four years on campus, OU posted a 43-2-1 record (the .946 winning percentage was best in the country), won four straight Big Eight championships and captured national titles his junior and senior seasons of 1974 and '75. He earned first-team All-America honors in 1974 and was named a consensus All-American in 1975.

► Selmon finished his OU career with 325 tackles and 25 tackles for loss (for 109 yards). In a 16-13 win over Texas in 1974, he registered 22 tackles, which still stands as the single-game school record by a defensive lineman. He also holds the OU bowl record for tackles by a defensive lineman (13) in a 14-6 Orange Bowl win over Michigan that gave the Sooners the national title.

► With Selmon as a starter from 1973-75, OU went 32-1-1. Each of his Sooner squads finished in the top three of the AP rankings, winding up at No. 2 in 1972, No. 3 in 1973 and No. 1 in 1974 and '75.

### HEISMAN U

► Quarterbacks **Baker Mayfield** and **Kyler Murray** became Oklahoma's sixth and seventh Heisman Trophy winners in 2017 and '18, respectively, moving the Sooners into a tie with Notre Dame and Ohio State for the most Heisman winners (USC now has eight). Other OU winners were QB **Sam Bradford** in 2008, QB **Jason White** in 2003, RB **Billy Sims** in 1978, RB **Steve Owens** in 1969 and RB **Billy Vessels** in 1952.

► Quarterback **Jalen Hurts** was the 2019 Heisman Trophy runner-up and became Oklahoma's 11th Heisman finalist, tied with Alabama for most of any school (finalists were first named in 1982). Miami (Fla.) and Ohio State rank third with nine finalists and Florida ranks fifth with eight.

► OU boasts a nation-leading 10 Heisman finalists in the last 24 years (since 2000). Alabama ranks second with nine, Ohio State ranks third with seven and Stanford and USC are fourth with five each.

► Oklahoma is the only program to ever produce five Heisman finalists in a four-year period (Hurts in 2019 [runner-up], Murray in 2018 [won], Mayfield in 2017 [won] and Mayfield [finished third] and receiver **Dede Westbrook** [finished fourth] in 2016). With Mayfield's and Murray's wins, OU is the only program to produce different quarterback winners in consecutive seasons.

### MOST CONFERENCE TITLES

Oklahoma leads all of college football with its 50 conference championships.

| PROGRAM    | TITLES |
|------------|--------|
| Oklahoma   | 50     |
| Nebraska   | 46     |
| Michigan   | 44     |
| Ohio State | 39     |
| USC        | 37     |

### CFP APPEARANCES

Oklahoma has made four appearances in the 10-year history of the College Football Playoff, all in the last nine seasons.

| PROGRAM    | CFPs |
|------------|------|
| Alabama    | 8    |
| Clemson    | 6    |
| Ohio State | 5    |
| Oklahoma   | 4    |
| Georgia    | 3    |
| Michigan   | 3    |

### MOST WINS SINCE 2000

| PROGRAM        | RECORD |
|----------------|--------|
| 1. Ohio State  | 264-51 |
| 2. Oklahoma    | 259-65 |
| 3. Alabama     | 257-70 |
| 4. Boise State | 254-61 |
| 5. Georgia     | 253-72 |
| 6. Clemson     | 241-83 |
| 7. LSU         | 238-79 |
| 8. Oregon      | 230-82 |
| 9. USC         | 219-91 |
| Texas          | 219-93 |
| Wisconsin      | 219-98 |

**POWER FIVE CONFERENCE TITLES SINCE 2000**

|                  |    |
|------------------|----|
| 1. Oklahoma      | 14 |
| 2. Ohio State    | 11 |
| 3. Alabama       | 9  |
| 4. Florida State | 8  |
| Clemson          | 8  |
| Oregon           | 8  |
| 7. Michigan      | 6  |
| USC              | 6  |
| 9. LSU           | 5  |
| 10. Georgia      | 4  |
| Virginia Tech    | 4  |
| Washington       | 4  |

**FINAL AP TOP-25 APPEARANCES SINCE 2000**

|                  |    |
|------------------|----|
| 1. Oklahoma      | 20 |
| Ohio State       | 20 |
| 3. Georgia       | 18 |
| LSU              | 18 |
| 5. Alabama       | 17 |
| Clemson          | 17 |
| 7. Florida State | 15 |
| Michigan         | 15 |
| Oregon           | 15 |
| Texas            | 15 |
| Wisconsin        | 15 |

**HEISMAN FINALISTS SINCE 2000**

|               |    |
|---------------|----|
| 1. Oklahoma   | 10 |
| 2. Alabama    | 9  |
| 3. Ohio State | 7  |
| 4. Florida    | 5  |
| Stanford      | 5  |
| USC           | 5  |

**ACTIVE BOWL STREAKS**

|              |    |
|--------------|----|
| 1. Georgia   | 27 |
| 2. Oklahoma  | 25 |
| 3. Wisconsin | 22 |
| 4. Alabama   | 20 |
| 5. Clemson   | 19 |

**MOST ALL-TIME 11-PLUS-WIN SEASONS**

|                  |    |
|------------------|----|
| 1. Oklahoma      | 27 |
| Alabama          | 27 |
| 3. Ohio State    | 21 |
| 4. Penn State    | 19 |
| 5. Florida State | 15 |

**MOST WINS SINCE END OF WWII (1946-PRESENT)**

|                |     |
|----------------|-----|
| 1. Oklahoma    | 704 |
| 2. Alabama     | 674 |
| 3. Ohio State  | 666 |
| 4. Penn State  | 650 |
| 5. Texas       | 635 |
| 6. Georgia     | 630 |
| 7. Michigan    | 629 |
| 8. Nebraska    | 613 |
| 9. USC         | 604 |
| 10. Notre Dame | 599 |

**MOST TDS SINCE 2015**

|                           |     |
|---------------------------|-----|
| 1. Alabama (133 games)    | 699 |
| 2. Oklahoma (124 games)   | 662 |
| 3. Ohio State (121 games) | 651 |
| 4. Clemson (132 games)    | 633 |
| 5. Memphis (122 games)    | 595 |

► OU is tied for the most Heisman runners-up, as well (six). OU's second-place Heisman finishers were **Kurt Burris** (1954), **Greg Pruitt** (1972), **Sims** (1979), **Josh Heupel** (2000), **Adrian Peterson** (2004) and **Hurts** (2019).

► Oklahoma has produced four Heisman Trophy winners in the last 21 years. Only four other programs have produced four winners ever (USC eight, Notre Dame and Ohio State seven and Alabama four).

► An OU QB finished in the top four of Heisman voting in five consecutive years (Mayfield fourth in 2015, third in 2016 and first in 2017; Murray first in 2018; Hurts second in 2019).

**COLLEGE FOOTBALL'S BEST**

► During the modern era of college football (since the end of World War II), the Sooners are the nation's No. 1 team with more wins (703) than any other program (next most is 673 by Alabama).

► Oklahoma has finished in the top 5 of the AP poll a nation-leading 33 times (Ohio State is second with 30).

► OU leads all FBS programs with 50 all-time conference championships. The rest of the top five includes Nebraska (46), Michigan (44), Ohio State (39) and USC (37). The Sooners' 14 league titles since 2000 are the most among Power Five programs (Ohio State ranks second with 11).

► No program has more all-time 11-win seasons than Oklahoma's 27 (Alabama also has 27). And since the start of the 2000 season, OU and Ohio State have produced a nation-leading 18 seasons of at least 10 wins.

► Since former head coach **Bob Stoops** arrived in Norman in 1999, OU leads the country with its 12,924 points scored, which is 442 more than second-place Boise State (12,482) and 827 more than third-place Oregon (12,097).

► OU's 80 consensus All-Americans since 1950 lead the nation (Alabama ranks second with 77 and Ohio State third with 73). Since 2000, OU has produced 30 consensus All-Americans, second only to Alabama.

**EXTRA POINTS**

► The last nine times Oklahoma has lost its regular season meeting against Texas, the Sooners have won their next game (1999, 2005, '06, '08, '09, '13, '15, '18 and '22).

► Next year's game between the Sooners and Gamecocks will mark Oklahoma's first-ever contest in the state of South Carolina. The only other program from the state OU has ever faced is Clemson (two games in Norman and three bowl games in Florida; Clemson leads 3-2).

► Twenty-five Sooners (17 offensive and eight defensive) have made their first OU starts this season: offensive linemen **Joshua Bates**, **Geirean Hatchett**, **Branson Hickman**, **Logan Howland**, **Febechi Nwaiwu**, **Heath Ozaeta**, **Michael Tarquin** and **Jake Taylor**, wide receivers **Deion Burks**, **J.J. Hester**, **Jaquai Pettaway**, **Zion Ragins** and **Brenen Thompson**, tight ends **Bauer Sharp** and **Jake Roberts**, running back **Taylor Tatum**, quarterback **Michael Hawkins Jr.**, linebackers **Kobie McKinzie** and **Sammy Omosigho**, defensive backs **Eli Bowen** and **Dez Malone** and defensive linemen **Gracen Halton**, **Jayden Jackson**, **R Mason Thomas** and **Damonic Williams**.

► In their 14 wins since the start of the 2023 season, the Sooners have outscored opponents 154-23 off turnovers. In their five losses during the same span, they have been outscored 61-13 off turnovers.

► The season-opening game vs. Temple was OU's first contest since 1987 to finish +6 in turnover margin. The Sooners converted all six takeaways into points (34 total).

► Of the 74 players on OU's week 6 depth chart, 24 (or 32%) were freshmen. That includes 17 true freshmen and seven redshirts. Thirty-two true (22) or redshirt (10) freshmen have played in at least one game this season.

► OU has won its last 88 games when holding opponents to 22 or fewer points. Its last loss under the circumstance came at Nebraska in 2009 (10-3).

► Since the start of the 2012 season, OU is 90-7 when scoring at least 35 points and 79-4 when scoring at least 40.

**SOONERS WITH DEGREES**

Sixteen players on OU's roster enter the 2024 season as graduates:

**OL Spencer Brown**  
Advertising management (Michigan State)

**P Luke Elzinga**  
Multidisciplinary studies (Oklahoma)

**DL Trace Ford**  
Business management (Oklahoma State)

**OL Geirean Hatchett**  
Real estate (Washington)

**WR J.J. Hester**  
Sociology (Oklahoma)

**OL Branson Hickman**  
Sports performance leadership (SMU)

**K Tyler Keltner**  
Business management (Florida State)

**LS Ethan Lane**  
Mechanical engineering (Oklahoma)

**WR Major Melson**  
Sports business (Oklahoma)

**K/P Josh Plaster**  
Psychology (Oklahoma)

**Davon Sears**  
Multidisciplinary studies (Oklahoma)

**K Zach Schmit**  
Chemical engineering (Oklahoma)

**OL Michael Tarquin**  
Criminology (USC)

**DL Da'Jon Terry**  
Communications (Tennessee)

**Casey Thompson**  
Sport management (Texas)  
Master's in applied science (Nebraska)

**Woodi Washington**  
Communications (Oklahoma)

# GAYLORD FAMILY OKLAHOMA MEMORIAL STADIUM



OU's \$160 million stadium renovation and modernization project bowed in the south end of the facility and added premium seating and a 62-foot-by-38-foot video board.

## OKLAHOMA'S PALACE ON THE PRAIRIE TURNS 100

► Gaylord Family – Oklahoma Memorial Stadium, one of America's most recognized college football cathedrals, is hosting football games for the 100th year this season. Situated on the east side of the Norman campus, this historical facility is the largest sports arena in the state and ranks among the 18 largest on-campus facilities in the nation.

► In 1921, University of Oklahoma students started a movement for construction of a student union. By 1925, the idea had grown to include a combined football stadium/student union. In the original architect's drawings, the north end of the proposed structure was strikingly similar to the present Oklahoma Memorial Union, which eventually was constructed separately when head coach and athletics director Bennie Owen suggested it would be best to raise funds for a union and a stadium.

► The field is named Owen Field after Owen, who became a charter member of the National Football Hall of Fame. The first game played at the site took place Oct. 20, 1923 (a 63-7 win over Washington, Mo.).

► On Oct. 17, 1925, the first contest was played in front of the new stands on the west side of the field as OU beat Drake 7-0. The 16,000-seat Oklahoma Memorial Stadium, named in honor of University personnel who died in World War I, was erected at a cost of approximately \$293,000.

► Expansions increased the stadium's capacity to 32,000 (1929), 55,000 (1949), 61,836 (1957), 71,187 (1975), 75,004 (1980), 72,765 (1998), 82,112 (2003) and 83,489 (2016). With 2019's widening of aisles and some seats, capacity dropped to 80,126.

► In July, 1970 the original natural grass surface was removed and artificial turf was installed. That tartan turf was replaced with super turf before the 1981 season. Owen Field returned to grass in 1994.

## RECENT RENOVATION

► The OU Board of Regents approved a proposal from OU Athletics on June 25, 2014, to proceed with the development of plans and projects for a major renovation and modernization of the stadium at an estimated cost of \$160 million. The project was carried out entirely from Athletics Department-generated capital funds, bond funds and other private sources.

► The first phase of the building project was completed prior to the 2016 home opener with a focus on the south end zone. The most visible aspect is a completed south end zone seating bowl, a feature that initially increased the seating capacity to 83,489. The addition of handrails and some seat and aisle widening in 2019 reduced capacity to 80,126.

► The seating bowl features an expanded concourse, additional restrooms and concessions, and other amenities. The new structure features 22 suites, 60 open-air loge boxes and 1,976 club seats. Club patrons also benefit from two new clubs.

► Among the most unique features of the new south end zone facility are a pair of open-air fan plazas, one each in the southwest and southeast corners. They each measure at slightly more than 3,000 square feet each and feature a view directly to the game field.

► All student-athlete services in the new building were moved to the ground floor. That space includes a spacious locker room, strength and conditioning area, training room, nutrition center, meeting rooms and the equipment operation. The third floor of the building houses all of the football offices and the team's video department.

► The weight room nearly tripled in size to 26,600 square feet and includes a 70-yard turfed, indoor speed and agility training area. The athletic training room also grew substantially to nearly 10,000 square feet.

► A significantly larger and more more detailed video board replaced the old video board above the north end zone for 2018. The board is 62 feet x 38 feet (2,356 square feet).

## STADIUM QUICK FACTS

|                         |  |
|-------------------------|--|
| First Game:             | Oct. 17, 1925 (beat Drake 7-0)             |
| OU's Stadium Record:    | 421-87-15 (.819)                           |
| Capacity:               | 80,126                                     |
| Surface:                | Natural Grass                              |
| Record Crowd:           | 88,308 (11/11/17 vs. TCU)                  |
| Field Name:             | Owen Field                                 |
| First Game:             | Oct. 20, 1923 (beat Washington [Mo.] 62-7) |
| OU's Owen Field Record: | 424-91-16 (.814)                           |

## OU'S STADIUM BESTS

### INDIVIDUAL

|                  |   |
|------------------|---|
| Rushing Yards:   | 427, Samaje Perine vs. Kansas, 2014     |
| Passing Yards:   | 500, Landry Jones vs. Okla. State, 2012 |
| Receiving Yards: | 208, Ryan Broyles vs. Colorado, 2010    |
| Tackles:         | 28, Kenneth Murray vs. Army, 2018       |
| Interceptions:   | 3 (three players)                       |
| Sacks:           | 5, Cedric Jones vs. Texas Tech, 1994    |

### TEAM

|                |                              |
|----------------|------------------------------|
| Rushing Yards: | 768 vs. Kansas State, 1988   |
| Passing Yards: | 512 vs. Oklahoma State, 2012 |
| Total Yards:   | 829 vs. Kansas State, 1988   |
| Points:        | 79 vs. North Texas, 2007     |
| First Downs:   | 44 vs. Oklahoma State, 2012  |





# BRENT VENABLES

**NAMED OU'S 23RD HEAD COACH DEC. 5, 2021 • FORMER K-STATE/OKLAHOMA/CLEMSON ASSISTANT THREE NATIONAL CHAMPIONSHIPS (ONE WITH OKLAHOMA, TWO WITH CLEMSON) EIGHT NATIONAL CHAMPIONSHIP GAME APPEARANCES • COACHED IN 34 BOWL GAMES 13 CONFERENCE CHAMPIONSHIPS • THREE-TIME BROYLES AWARD FINALIST (2016 WINNER)**

**A** former 13-year University of Oklahoma assistant coach who won a national championship with the Sooners and two more with Clemson University during an ultra-successful 10-year stint as defensive coordinator, Brent Venables was named OU's 23rd head football coach on Dec. 5, 2021, and has coached the Sooners to a 20-12 record in his two-plus seasons.

Venables' 2023 Sooners went 10-3 overall and finished in second place in the Big 12 (7-2). They ranked third nationally in total offense (507.0 ypg) and fourth in scoring offense (41.7 ppg) and led the country in defensive interceptions per game (1.5).

The 53-year-old Venables served as co-defensive coordinator and linebackers coach at Oklahoma from 1999-2003 and as associate head coach, defensive coordinator and linebackers coach from 2004-11 under former head coach Bob Stoops. Venables has coached in eight national championship games between his time at OU and Clemson, winning titles with the Sooners in 2000 and Tigers in 2016 and 2018. In 26 years as a full-time assistant coach, Venables' teams produced 26 winning seasons, won 13 conference titles, went to 30 bowl games (includes four College Football Playoff National Championship games) and won at least 10 games 22 times.

After joining Clemson prior to the 2012 season, Venables constructed one of the nation's top defenses. From 2012-2021, the Tigers ranked first nationally in sacks (445; next most was 392) and opponent third-down conversion percentage (30.2), second in opponent pass efficiency rating (111.1) and takeaways (244; tied), third in scoring defense (17.8 ppg) and opponent completion percentage (53.3), fourth in total defense (311.4 ypg) and pass defense (190.5 ypg), fifth in interceptions (148) and sixth in rushing defense (120.9 ypg). They won league titles each year from 2015-20.

Since 2000, Venables has coached eight national award winners and 16 consensus All-Americans. In that time, 61 defensive players under his guidance have been selected in the NFL Draft (12 first-rounders), including 18 linebackers, two of whom were first-round picks.

As a defensive coordinator and linebackers coach, Venables produced winners of three Butkus Awards (OU's Rocky Calmus in 2001 and Teddy Lehman in 2003, and CU's Isaiah Simmons in 2019), two Nagurski Awards (OU's Roy Williams in 2001 and Derrick Strait in 2003), two Thorpe Awards (Williams in 2001 and Strait in 2003) and one Bednarik Award (Lehman in 2003). And in 2018, Clemson defensive tackle Christian Wilkins became the school's first winner of William V. Campbell Trophy, also known as the "Academic Heisman."

Venables has received national accolades for his coaching and recruiting, including the Frank Broyles Award in 2016 as the nation's top assistant coach after being a finalist in 2015. He was FootballScoop's Defensive Coordinator of the Year in 2014 and Rivals.com's Recruiter of the Year in 2015.

Venables' defensive units were remarkably consistent during his 10 years with the Tigers. Each of his last eight Clemson defenses ranked in the top 15 nationally in yards allowed and seven of the last eight ranked in the top 20 in points allowed. Over his last eight years there, his units ranked first (in 2014), 10th, eighth, fourth, fifth, sixth, 15th and ninth (in 2021) in total defense. Additionally, his units ranked first or second in the ACC in total defense each of his last eight years (ranked first in six of those seasons).

Under Venables' tutelage in 2021, Clemson ranked second nationally in scoring defense (15.0 ppg) and red zone defense (62.1 conversion percentage), fourth in sacks (3.4 per game), eighth in rushing defense (98.8 ypg) and ninth in total defense (308.4 ypg).

## THE VENABLES FILE

Hometown ..... Salina, Kan.  
 High School ..... Salina South, 1989  
 College ..... Kansas State, 1992  
 Family ..... Wife, Julie  
 ..... Sons, Jake and Tyler  
 ..... Daughters, Laney and Addie

## AS A FULL-TIME COACH

Years ..... 29th  
 Combined Record ..... 310-69  
 Head Coaching Record ..... 20-12  
 Conference Championships ..... 13  
 National Championships ..... 3  
 National Championship Game Appearances ..... 8

Venables' 2020 Clemson defense tied for the national lead with 46 sacks, despite no player producing more than 4.5 sacks individually. His 2019 unit allowed fewer than 300 yards of total offense in each of its first 12 games, the first defense nationally since at least 1996 to accomplish that feat. Clemson held 16 straight opponents to 20 or fewer points across the 2018-19 seasons, the school's longest streak since the 1937-40 campaigns.

Clemson's 2018 squad led the nation in scoring defense (13.1 ppg) for the first time in school history and set a program record by recording 54 sacks.

Venables' Clemson defenses ranked among the top 10 nationally in sacks each year from 2014-21 and ranked in the top 10 in tackles for loss from 2013-20. The units led the nation in TFLs every year from 2013-16.

From 1999-2011, Venables helped OU to the 2000 national championship, three other national championship game appearances (2003, '04 and '08) and seven Big 12 titles. He was a finalist for the Broyles Award in 2006 when the Sooners led the Big 12 in total defense and scoring defense.

Oklahoma linebackers under Venables earned three Big 12 Defensive Player of the Year awards, five Big 12 Defensive Newcomer of the Year accolades and six first-team All-America honors. Ten of his OU linebackers — and 31 defensive players overall — were taken in the 2000-12 NFL Drafts.

While Venables was an Oklahoma assistant, the Sooners ranked among the top 16 nationally in total defense eight times (including each year from 2000-06) and among the top 20 in scoring defense eight times. OU led the Big 12 in scoring defense on four occasions (2000, '04, '06 and '11) and topped the conference in total defense three times (2003, '04, and '06).

Prior to joining Stoops' first staff at OU, Venables coached linebackers at Kansas State (1996-98), serving as defensive running game coordinator in 1998, and was a graduate assistant at K-State under Bill Snyder from 1993-95.

As a player at Kansas State (1991-92), Venables earned honorable mention All-Big Eight honors in 1992 after registering 124 tackles. He began his collegiate playing career at Garden City (Kan.) Community College (1989-90), where he earned All-America honors after recording 276 tackles and was inducted into the school's athletics hall of fame in April 2023.

A native of Salina, Kan., Venables received his bachelor's degree in political science from Kansas State in 1992. He and his wife Julie have four children: sons Jake and Tyler and daughters Laney and Addie.

## COACHING HISTORY

### 2022-: Oklahoma

Head Coach

### 2018-21: Clemson

Associate Head Coach, Defensive Coordinator, Linebackers

### 2012-17: Clemson

Defensive Coordinator, Linebackers

### 2004-11: Oklahoma

Associate Head Coach, Defensive Coordinator, Linebackers

### 1999-03: Oklahoma

Co-Defensive Coordinator, Linebackers

### 1998: Kansas State

Linebackers/Defensive Run Game Coord.

### 1996-97: Kansas State

Linebackers

### 1993-95: Kansas State

Graduate Assistant

## BOWLS COACHED (34)

| Year | Bowl             | School       |
|------|------------------|--------------|
| 2023 | Alamo            | Oklahoma     |
| 2022 | Cheez-It         | Oklahoma     |
| 2020 | Sugar (CFP)      | Clemson      |
| 2019 | CFP NCG          | Clemson      |
| 2019 | Fiesta (CFP)     | Clemson      |
| 2018 | CFP NCG          | Clemson      |
| 2018 | Cotton (CFP)     | Clemson      |
| 2017 | Sugar (CFP)      | Clemson      |
| 2016 | CFP NCG          | Clemson      |
| 2016 | Fiesta (CFP)     | Clemson      |
| 2015 | CFP NCG          | Clemson      |
| 2015 | Orange (CFP)     | Clemson      |
| 2014 | Russell Athletic | Clemson      |
| 2013 | Orange           | Clemson      |
| 2012 | Chick-fil-A      | Clemson      |
| 2011 | Insight          | Oklahoma     |
| 2010 | Fiesta           | Oklahoma     |
| 2009 | Sun              | Oklahoma     |
| 2008 | BCS NCG          | Oklahoma     |
| 2007 | Fiesta           | Oklahoma     |
| 2006 | Fiesta           | Oklahoma     |
| 2005 | Holiday          | Oklahoma     |
| 2004 | Orange (BCS NCG) | Oklahoma     |
| 2003 | Sugar (BCS NCG)  | Oklahoma     |
| 2002 | Rose             | Oklahoma     |
| 2001 | Cotton           | Oklahoma     |
| 2000 | Orange (BCS NCG) | Oklahoma     |
| 1999 | Independence     | Oklahoma     |
| 1998 | Alamo            | Kansas State |
| 1997 | Fiesta           | Kansas State |
| 1996 | Cotton           | Kansas State |
| 1995 | Holiday          | Kansas State |
| 1994 | Aloha            | Kansas State |
| 1993 | Copper           | Kansas State |

# OKLAHOMA COACHING STAFF



**Brent Venables**  
Head Coach



**Zac Alley**  
Co-Defensive Coordinator/  
Linebackers



**Todd Bates**  
Associate Head Coach/  
Co-Defensive Coord./Run  
Defense/Defensive Tackles



**Bill Bedenbaugh**  
Offensive Line




**Miguel Chavis**  
Defensive Ends



**Joe Jon Finley**  
Co-Offensive Coordinator/  
Tight Ends



**Brandon Hall**  
Safeties



**Emmett Jones**  
Passing Game Coordinator/  
Wide Receivers



**Seth Littrell**  
Offensive Coordinator/  
Quarterbacks



**DeMarco Murray**  
Running Backs



**Jay Valai**  
Assistant Head Coach for  
Defense/Co-Defensive  
Coordinator/Pass Defense/  
Cornerbacks and Nickelbacks



**Jerry Schmidt**  
Director of Sports  
Enhancement and Strength  
and Conditioning

# DEPTH CHART (As of Texas game)

## OFFENSE

|             |    |   |
|-------------|----|---|
| <b>QB</b>   | 9  | Michael Hawkins Jr. (6-1, 196, Fr.)         |
|             | 11 | Jackson Arnold (6-1, 210, So.)              |
|             | 16 | Casey Thompson (6-0, 200, R-Sr. ^)          |
| <b>RB</b>   | 2  | Jovantae Barnes (6-0, 207, Jr.) <b>OR</b>   |
|             | 27 | Gavin Sawchuk (5-11, 197, R-So.)            |
|             | 20 | Sam Franklin (5-10, 199, R-Jr.)             |
|             | 8  | Taylor Tatum (5-10, 206, Fr.)               |
|             | 0  | Kalib Hicks (5-11, 209, R-Fr.)              |
| <b>TE</b>   | 10 | Bauer Sharp (6-4, 243, R-Jr.) <b>OR</b>     |
|             | 87 | Jake Roberts (6-4, 253, Sr. ^)              |
|             | 86 | Kade McIntyre (6-3, 227, R-Fr.) <b>OR</b>   |
|             | 18 | Kaden Helms (6-5, 238, R-So.)               |
| <b>WR</b>   | 15 | Brenen Thompson (5-9, 168, Jr.)             |
|             | 4  | Nic Anderson (6-4, 216, R-So.)              |
|             | 19 | Jacobe Johnson (6-2, 202, So.)              |
| <b>LT</b>   | 70 | Michael Tarquin (6-6, 313, R-Sr. ^)         |
|             | 71 | Logan Howland (6-6, 309, R-Fr.)             |
| <b>LG</b>   | 76 | Jacob Sexton (6-6, 323, Jr.)                |
|             | 77 | Heath Ozaeta (6-5, 316, R-Fr.) <b>OR</b>    |
|             | 55 | Eddy Pierre-Louis (6-3, 304, Fr.)           |
| <b>C</b>    | 51 | Branson Hickman (6-2, 291, R-Sr.) <b>OR</b> |
|             | 52 | Troy Everett (6-3, 310, R-Jr.) <b>OR</b>    |
|             | 64 | Joshua Bates (6-3, 309, R-Fr.)              |
| <b>RG</b>   | 54 | Febechi Nwaiwu (6-4, 339, R-Jr.)            |
|             | 55 | Eddy Pierre-Louis (6-3, 304, Fr.)           |
|             | 56 | Eugene Brooks (6-3, 336, Fr.)               |
| <b>RT</b>   | 79 | Jake Taylor (6-6, 301, R-So.) <b>OR</b>     |
|             | 58 | Spencer Brown (6-6, 330, R-Sr. ^)           |
|             | 73 | Isaiah Autry-Dent (6-6, 304, Fr.)           |
| <b>SLOT</b> | 6  | Deion Burks (5-9, 194, R-Jr.)               |
|             | 17 | Jaquaize Pettaway (5-10, 194, So.)          |
|             | 88 | Jacob Jordan (5-9, 186, Fr.) <b>OR</b>      |
| <b>WR</b>   | 28 | KJ Daniels (5-9, 161, Fr.)                  |
|             | 13 | J.J. Hester (6-4, 203, R-Sr.)               |
|             | 7  | Zion Kearney (6-1, 206, Fr.)                |
|             | 81 | Zion Ragins (5-8, 150, Fr.)                 |

## DEFENSE

|                |    |  |
|----------------|----|--|
| <b>DE</b>      | 40 | Ethan Downs (6-4, 263, Sr.)                |
|                | 90 | Caiden Woullard (6-4, 264, Sr.) <b>OR</b>  |
|                | 34 | Adepoju Adebawore (6-4, 253, So.)          |
| <b>DT</b>      | 65 | Jayden Jackson (6-2, 312, Fr.)             |
|                | 56 | Gracen Halton (6-2, 285, Jr.)              |
|                | 0  | David Stone (6-3, 295, Fr.) <b>OR</b>      |
|                | 96 | Davon Sears (6-2, 297, R-Sr. ^)            |
| <b>NT</b>      | 52 | Damonic Williams (6-1, 312, Jr.) <b>OR</b> |
|                | 95 | Da'Jon Terry (6-3, 330, R-Sr. ^)           |
|                | 55 | Ashton Sanders (6-1, 297, R-Fr.)           |
| <b>DE</b>      | 32 | R Mason Thomas (6-2, 243, Jr.)             |
|                | 30 | Trace Ford (6-2, 252, R-Sr. ^)             |
|                | 44 | Taylor Wein (6-4, 265, R-Fr.) <b>OR</b>    |
| <b>MIKE</b>    | 16 | Danny Okoye (6-3, 245, Fr.)                |
|                | 28 | Danny Stutsman (6-4, 243, Sr.)             |
|                | 11 | Kobie McKinzie (6-2, 242, R-So.) <b>OR</b> |
| <b>WILL</b>    | 7  | Jaren Kanak (6-2, 232, Jr.)                |
|                | 10 | Kip Lewis (6-1, 215, R-So.) <b>OR</b>      |
|                | 20 | Lewis Carter (6-0, 224, So.) <b>OR</b>     |
| <b>CHEETAH</b> | 24 | Sammy Omosigbo (6-2, 229, So.)             |
|                | 1  | Dasan McCullough (6-5, 235, Jr.)           |
|                | 13 | Reggie Powers III (5-11, 211, Fr.)         |
| <b>CB</b>      | 26 | Kani Walker (6-2, 206, R-Jr.) <b>OR</b>    |
|                | 5  | Woodi Washington (5-11, 191, R-Sr. ^)      |
|                | 23 | Eli Bowen (5-9, 187, Fr.)                  |
| <b>SS</b>      | 2  | Billy Bowman Jr. (5-10, 194, Sr.)          |
|                | 14 | Jaydan Hardy (5-10, 185, Fr.) <b>OR</b>    |
|                | 13 | Reggie Powers III (5-11, 211, Fr.)         |
| <b>FS</b>      | 22 | Peyton Bowen (6-0, 199, So.) <b>OR</b>     |
|                | 3  | Robert Spears-Jennings (6-1, 219, Jr.)     |
|                | 25 | Michael Boganowski (6-2, 214, Fr.)         |
| <b>CB</b>      | 4  | Dez Malone (6-0, 203, Sr. ^) <b>OR</b>     |
|                | 19 | Jacobe Johnson (6-2, 202, So.)             |

## SPECIALISTS

|           |                            |  |           |           |   |          |                              |                                     |
|-----------|----------------------------|--|-----------|-----------|---|----------|------------------------------|-------------------------------------|
| <b>K</b>  | 98                         | Tyler Keltner (5-11, 180, R-Sr. ^) <b>OR</b> | <b>KR</b> | 2         | Billy Bowman Jr. (5-10, 194, Sr.)       | <b>H</b> | 36                           | Josh Plaster (6-0, 185, R-Sr. ^)    |
|           | 34                         | Zach Schmit (5-10, 194, R-Sr.)               |           | 6         | Deion Burks (5-9, 194, R-Jr.) <b>OR</b> |          | 48                           | Luke Elzinga (6-4, 223, R-Sr. ^)    |
|           | 35                         | Liam Evans (5-7, 180, Fr.)                   |           | 20        | Sam Franklin (5-10, 199, R-Jr.)         |          | 9                            | Michael Hawkins Jr. (6-1, 196, Fr.) |
|           | 36                         | Josh Plaster (6-0, 185, R-Sr. ^)             |           | <b>PR</b> | 22                                      |          | Peyton Bowen (6-0, 199, So.) |                                     |
| <b>P</b>  | 48                         | Luke Elzinga (6-4, 223, R-Sr. ^)             | 2         |           | Billy Bowman Jr. (5-10, 194, Sr.)       |          |                              |                                     |
|           | 31                         | Ashton Logan (6-2, 217, R-So.)               | 4         |           | Dez Malone (6-0, 203, Sr. ^)            |          |                              |                                     |
|           | 36                         | Josh Plaster (6-0, 185, R-Sr. ^)             | <b>LS</b> | 50        | Ben Anderson (6-5, 235, R-So.)          |          |                              |                                     |
| <b>KO</b> | 34                         | Zach Schmit (5-10, 194, R-Sr.)               |           | 58        | Ethan Lane (5-11, 230, R-Sr.)           |          |                              |                                     |
|           | 98                         | Tyler Keltner (5-11, 180, R-Sr. ^)           |           |           |   |          |                              |                                     |
| 35        | Liam Evans (5-7, 180, Fr.) |  |           |           |   |          |                              |                                     |

^ Indicates "super senior" (was also a senior in 2023)

# PLAYERS TO WATCH

## OFFENSE

|  |
|--|
| <p><b>QB • MICHAEL HAWKINS JR. (6-1, 196, Fr., Dallas, Texas) 9</b></p> <ul style="list-style-type: none"> <li>▶ Entered Tennessee game late in first half and has been team's QB since.</li> <li>▶ At Auburn, became first OU true frosh QB to win on the road in first career start.</li> <li>▶ Has completed 42 of 67 passes (63%) for 458 yards, 1 TD and 0 INTs on season.</li> <li>▶ 4-star recruit who was rated as country's No. 3 dual-threat QB by Rivals.</li> </ul>              |
| <p><b>QB • JACKSON ARNOLD (6-1, 210, So., Denton, Texas) 11</b></p> <ul style="list-style-type: none"> <li>▶ Started Alamo Bowl last season and first four games of 2024.</li> <li>▶ Has completed 60% of his passes this season (7 TDs and 3 INT).</li> <li>▶ Ranks 2nd on team with 138 rushing yards (3.4 per carry) and has 2 TDs.</li> <li>▶ 2022-23 Gatorade National Player of the Year at Denton Guyer High School.</li> </ul>   |
| <p><b>RB • JOVANTAE BARNES (6-0, 207, Jr., Las Vegas, Nev.) 2</b></p> <ul style="list-style-type: none"> <li>▶ Leads team with 71 carries and 237 rush yards (2 TDs) and has 7 catches (1 TD).</li> <li>▶ Missed 5 of team's 13 games last year due to injury (had 140 rushing yards, 1 TD).</li> <li>▶ Played in 11 games as a freshman in 2022 and rushed for 519 yards (4.5 per carry) and 5 TDs (started vs. Florida State in Cheez-It Bowl and ran 27 times for 108 yards).</li> </ul>  |
| <p><b>TE • BAUER SHARP (6-4, 243, R-Jr., Dothan, Ala.) 10</b></p> <ul style="list-style-type: none"> <li>▶ Has started first 6 games this season (21 catches for 180 yards and 1 TD [Temple]).</li> <li>▶ Transfer from Southeastern Louisiana (40 catches for 366 yards and 4 TDs there).</li> <li>▶ Also rushed 35 times for 216 yards and 5 TDs in his 2 years at SE Louisiana.</li> <li>▶ Began collegiate career as a quarterback and switched to TE in spring 2022.</li> </ul>         |
| <p><b>TE • JAKE ROBERTS (6-4, 253, Sr. ^, Norman, Okla.) 87</b></p> <ul style="list-style-type: none"> <li>▶ Made first OU start Sept. 7 vs. Houston; had 3 catches for 51 yards (11-yard TD).</li> <li>▶ Played 2023 season at Baylor (3 starts in 12 games; 23 catches/231 yards/1 TD).</li> <li>▶ Spent first 3 years at North Texas under head coach Seth Littrell, who is OU's first-year offensive coordinator (22 starts in 37 games; 43 catches/541 yards/3 TDs).</li> </ul>         |
| <p><b>WR • DEION BURKS (5-9, 194, R-Jr., Inkster, Mich.) 6</b></p> <ul style="list-style-type: none"> <li>▶ Has 26 catches, a school record for the first 4 games of an OU career.</li> <li>▶ Has missed last 2 games due to injury.</li> <li>▶ All 3 of his TD catches this season came in first half of season opener vs. Temple.</li> <li>▶ Started all 12 games last year at Purdue; had 629 yards on 47 catches (7 TDs).</li> </ul>   |
| <p><b>WR • BRENEH THOMPSON (5-9, 168, Jr., Spearman, Texas) 15</b></p> <ul style="list-style-type: none"> <li>▶ Has started first 6 games this season (first starts of career).</li> <li>▶ Has 13 catches for 125 yards and one TD (10-yarder vs. Houston).</li> <li>▶ Played in 6 games at OU last year (7 catches for 241 yards and 2 TD; 34.4 ypc).</li> <li>▶ Transferred from Texas where he played in 9 games in 2022 as a frosh (1 catch).</li> </ul>                                 |
| <p><b>OL • MICHAEL TARQUIN (6-6, 313, R-Sr. ^, Ocala, Fla.) 70</b></p> <ul style="list-style-type: none"> <li>▶ Started Temple, Tulane, Tennessee games at RT; Houston, Auburn, Texas at LT.</li> <li>▶ Played at USC during 2023 season (8 starts at right tackle in his 11 games).</li> <li>▶ Spent 2019-22 seasons at Florida (10 starts in his 34 contests).</li> <li>▶ Rated by ESPN as nation's No. 173 overall prospect as a high school senior.</li> </ul>                           |
| <p><b>OL • JACOB SEXTON (6-6, 323, Jr., Edmond, Okla.) 76</b></p> <ul style="list-style-type: none"> <li>▶ Started at LT vs. Temple and Tennessee; at LG vs. Houston, Tulane, Auburn, Texas.</li> <li>▶ Played in 7 of team's 13 games in 2023 and started last 4 games at right tackle.</li> <li>▶ Played in 10 of team's 13 games in 2022 as a true freshman (started at LT in bowl).</li> <li>▶ Consensus 4-star recruit out of high school; ranked No. 221 overall by Rivals.</li> </ul> |
| <p><b>C • BRANSON HICKMAN (6-2, 291, R-Sr., McKinney, Texas) 51</b></p> <ul style="list-style-type: none"> <li>▶ Started opener at center before leaving in 1st half; returned to start last 3 games.</li> <li>▶ Transfer from SMU where he started in 33 of his 37 games at center.</li> <li>▶ Started all 26 of his games the last two seasons for Mustangs.</li> <li>▶ A 2023 second-team All-American Athletic Conference selection.</li> </ul>  |
| <p><b>OL • FEBECHI NWAIWU (6-4, 339, R-Jr., Coppell, Texas) 54</b></p> <ul style="list-style-type: none"> <li>▶ Has started season's first 6 games at right guard.</li> <li>▶ Transfer from North Texas where he played in 24 games and made 19 starts.</li> <li>▶ Started 7 of his 10 games in 2023 (2 at right tackle and 5 at right guard).</li> <li>▶ A 2nd-team freshman All-American and C-USA All-Frosh Team member in 2022.</li> </ul>   |
| <p><b>OL • JAKE TAYLOR (6-6, 301, R-So., Las Vegas, Nev.) 76</b></p> <ul style="list-style-type: none"> <li>▶ Lone career starts came vs. Houston, Auburn, Texas (RT); missed other 3 games.</li> <li>▶ Played in 4 games last season in a backup role and redshirted.</li> <li>▶ Saw action in 8 games in 2022 as a true freshman at right guard.</li> <li>▶ A consensus 4-star recruit out of high school; top player in Nevada by On3.</li> </ul>   |
| <p><b>K • TYLER KELTNER (5-11, 180, R-Sr. ^, Tallahassee, Fla.) 98</b></p> <ul style="list-style-type: none"> <li>▶ SEC Special Teams POW vs. Temple; 3 for 3 on FGs (long of 50), 6 for 6 on PATs.</li> <li>▶ Transferred from Florida State where saw action in 1 game in 2023.</li> <li>▶ Played first 4 years at ETSU; school's all-time leader in FGs, PATs, points by kicker.</li> <li>▶ Is 63 for 83 (.759) on career FGs and 144 for 145 PATs (miss came after penalty).</li> </ul>  |

## DEFENSE

|   |
|---|
| <p><b>DE • ETHAN DOWNS (6-4, 263, Sr., Weatherford, Okla.) 40</b></p> <ul style="list-style-type: none"> <li>▶ Fourth-year Sooner who has started all 31 of his games since start of 2022.</li> <li>▶ Two-time second-team All-Big 12 selection (2022 and '23).</li> <li>▶ OU's active leader in sacks (11.5); second with 26.0 tackles for loss.</li> <li>▶ Led Sooners and ranked 4th in Big 12 in 2022 with 13.5 TFLs.</li> </ul>  |
| <p><b>DT • GRACEN HALTON (6-2, 285, Jr., San Diego, Calif.) 56</b></p> <ul style="list-style-type: none"> <li>▶ Earned first career start vs. Tulane in week 3 (lone career start).</li> <li>▶ Named SEC D-Lineman of the Week vs. Houston (2.0 TFLs, 1.0 sack and safety).</li> <li>▶ Entered 2024 with 4.5 career TFLs and 0 sacks but has 3.5 and 2.5 this season.</li> <li>▶ Consensus 4 star-recruit; totaled 21 tackles in 21 games last 2 seasons for OU.</li> </ul>                       |
| <p><b>NT • DAMONIC WILLIAMS (6-1, 312, Jr., Torrance, Calif.) 52</b></p> <ul style="list-style-type: none"> <li>▶ Has started first 6 games and has logged 16 tackles, 2.0 TFLs, 1.0 sack, QB hurry.</li> <li>▶ Transferred from TCU in summer after 2 seasons and 27 starts there.</li> <li>▶ Totaled 9.5 tackles for loss and 4.5 sacks for Horned Frogs.</li> <li>▶ 2022 true freshman All-American (247Sports) when TCU played for national title.</li> </ul>                                 |
| <p><b>DE • R MASON THOMAS (6-2, 243, Jr., Fort Lauderdale, Fla.) 32</b></p> <ul style="list-style-type: none"> <li>▶ Tied for 9th nationally with 5.5 sacks and leads team with 6.5 TFLs, 3 QB hurries.</li> <li>▶ Had 3.0 sacks, forced fumble and recovery, a PBU and QB hurry vs. Tulane to earn Bronko Nagurski National Defensive Player of the Week honors.</li> <li>▶ First Sooner w/ at least 5.5 sacks over 3-game span since 2015 (Charles Tapper).</li> </ul>                          |
| <p><b>MLB • DANNY STUTSMAN (6-4, 243, Sr., Windermere, Fla.) 28</b></p> <ul style="list-style-type: none"> <li>▶ Preseason first-team All-American (ESPN, The Athletic, Walter Camp).</li> <li>▶ 2023 All-American (Walter Camp [second team]; AP [third team]).</li> <li>▶ Has started all 31 of his games going back to 2022 season (missed 1 last year).</li> <li>▶ OU's active leader with 31.5 TFLs; also has 7.0 sacks and 3 interceptions (1 TD).</li> </ul>                               |
| <p><b>WLB • KIP LEWIS (6-1, 215, R-So., Carthage, Texas) 10</b></p> <ul style="list-style-type: none"> <li>▶ Started last 5 games of 2023 and 5 of 6 in 2024 (has 27 tackles this season).</li> <li>▶ Fourth-quarter pick-6 at Auburn with 4:06 left put OU ahead for good (also had 5 tackles [1 for loss] and was named SEC Defensive Player of the Week).</li> <li>▶ 2023 honorable mention All-Big 12 pick; ranked 2nd on team with 66 tackles.</li> </ul>                                    |
| <p><b>CHEETAH • SAMMY OMOSIGHO (6-2, 229, So., Heartland, Texas) 24</b></p> <ul style="list-style-type: none"> <li>▶ Ranks 5th on team with 19 tackles (has 3.5 TFLs and 2 QB hurries).</li> <li>▶ Made first career starts in last 2 games at Auburn and vs. Texas.</li> <li>▶ Played in 10 games last season and logged 7 tackles.</li> <li>▶ Consensus 4-star recruit and top-200 national prospect.</li> </ul>  |
| <p><b>CB • KANI WALKER (6-2, 206, R-Jr., Suwanee, Ga.) 26</b></p> <ul style="list-style-type: none"> <li>▶ Has started all 6 games; 16 tackles, 1 TFL, 1 INT (10 yards) and team-high 5 PBUs.</li> <li>▶ Started 3 of his 10 games last year; 24 tackles, 1 INT, 1 forced fumble/recovery.</li> <li>▶ Saw limited time in his 6 games in 2022.</li> <li>▶ Played in 4 games at Louisville as a true frosh in 2021 but did not register a stat.</li> </ul>   |
| <p><b>CB • DEZ MALONE (6-0, 203, Sr. ^, Fresno, Calif.) 4</b></p> <ul style="list-style-type: none"> <li>▶ Has started 4 of 6 games (has 12 tackles, 1.0 TFL and 2 PBUs).</li> <li>▶ Transfer from San Diego State; started 23 of his 25 games the last 2 seasons.</li> <li>▶ Registered 90 tackles, 3.0 TFLs, 1.0 sack, 4 interceptions a forced fumble and 7 pass breakups the last 2 seasons at SDSU.</li> </ul>   |
| <p><b>CB • WOODI WASHINGTON (5-11, 191, R-Sr. ^, Murfreesboro, Tenn.) 5</b></p> <ul style="list-style-type: none"> <li>▶ The only sixth-year Sooner on the roster.</li> <li>▶ Has started 2 of his 5 games; has 16 tackles (6 each vs. Houston and Auburn).</li> <li>▶ Has started 39 career games including 31 of his last 34.</li> <li>▶ OU's active leader with 19 pass breakups and is second with 5 interceptions.</li> </ul>  |
| <p><b>SS • BILLY BOWMAN JR. (5-10, 194, Sr., Denton, Texas) 2</b></p> <ul style="list-style-type: none"> <li>▶ Ranks 4th nationally among active players with 11 career INTs (2 this season).</li> <li>▶ AP preseason second-team All-American and preseason first-team All-SEC pick.</li> <li>▶ Earned first-team All-America honors from CBS Sports/247 Sports in 2023.</li> <li>▶ Led nation and set OU records with 3 pick-sixes and 238 INT return yards in 2023.</li> </ul>                 |
| <p><b>FS • ROBERT SPEARS-JENNINGS (6-1, 219, Jr., Broken Arrow, Okla.) 3</b></p> <ul style="list-style-type: none"> <li>▶ Has started last 4 games; team-high 31 tackles in those 4 (13 vs. Tennessee).</li> <li>▶ Ranks second on team with 40 tackles; has 3.5 TFLs, 2.0 sacks, INT, 3 FF, FR.</li> <li>▶ Played in 12 games last year (2 starts) and had 38 tackles (1.0 TFL) and a PBU.</li> <li>▶ Consensus 4-star recruit and top-10 player in Oklahoma as a high school senior.</li> </ul> |
| <p><b>P • LUKE ELZINGA (6-4, 223, R-Sr. ^, Grand Rapids, Mich.) 48</b></p> <ul style="list-style-type: none"> <li>▶ Averaging 46.1 yards (6th nationally) per punt (long of 63; 13 50+; 16 inside 20).</li> <li>▶ Took over full-time punting responsibilities midway through last season.</li> <li>▶ Transfer from Central Michigan where he was primary punter for 3 seasons.</li> <li>▶ A 3-time All-Mid-American Conference pick and 3-time all-academic performer.</li> </ul>                |

| No. | Player                   | Pos.  | Ht.  | Wt. | Yr.     | Hometown (Previous School)                     |
|-----|--------------------------|-------|------|-----|---------|--|
| 0   | Kalib Hicks              | RB    | 5-11 | 213 | R-Fr.   | Denton, Texas (Ryan HS)                        |
| 0   | David Stone              | DL    | 6-3  | 295 | Fr.     | Del City, Okla. (IMG Academy [Fla.])           |
| 1   | Jayden Gibson**          | WR    | 6-5  | 197 | Jr.     | Winter Garden, Fla. (West Orange HS)           |
| 1   | Dasan McCullough*        | LB    | 6-5  | 235 | Jr.     | Bloomington, Ind. (Indiana University)         |
| 2   | Jovantae Barnes**        | RB    | 6-0  | 207 | Jr.     | Las Vegas, Nev. (Desert Pines HS)              |
| 2   | Billy Bowman Jr.***      | DB    | 5-10 | 194 | Sr.     | Denton, Texas (Ryan HS)                        |
| 3   | Jalil Farooq***          | WR    | 6-1  | 208 | Sr.     | Lanham, Md. (Dr. Henry A. Wise Jr. HS)         |
| 3   | Robert Spears-Jennings** | DB    | 6-1  | 219 | Jr.     | Broken Arrow, Okla. (Broken Arrow HS)          |
| 4   | Nic Anderson*            | WR    | 6-4  | 216 | R-So.   | Katy, Texas (Katy HS)                          |
| 4   | Dez Malone               | DB    | 6-0  | 203 | Sr. ^   | Fresno, Calif. (San Diego State University)    |
| 5   | Andrel Anthony*          | WR    | 6-1  | 186 | Sr.     | Lansing, Mich. (University of Michigan)        |
| 5   | Woodi Washington****     | DB    | 5-11 | 191 | R-Sr. ^ | Murfreesboro, Tenn. (Oakland HS)               |
| 6   | Deion Burks              | WR    | 5-9  | 194 | R-Jr.   | Inkster, Mich. (Purdue University)             |
| 6   | Nigel Smith II           | DL    | 6-4  | 269 | Fr.     | Melissa, Texas (Melissa HS)                    |
| 7   | Jaren Kanak**            | LB    | 6-2  | 232 | Jr.     | Hays, Kan. (Hays HS)                           |
| 7   | Zion Kearney             | WR    | 6-1  | 206 | Fr.     | Fresno, Texas (Hightower HS)                   |
| 8   | Taylor Tatum             | RB    | 5-10 | 206 | Fr.     | Longview, Texas (Longview HS)                  |
| 8   | Makari Vickers*          | DB    | 6-1  | 187 | So.     | Quincy, Fla. (Munroe HS)                       |
| 9   | Michael Hawkins Jr.      | QB    | 6-1  | 196 | Fr.     | Dallas, Texas (Emerson HS)                     |
| 9   | Gentry Williams**        | DB    | 6-0  | 187 | Jr.     | Tulsa, Okla. (Booker T. Washington HS)         |
| 10  | Kip Lewis**              | LB    | 6-1  | 215 | R-So.   | Carthage, Texas (Carthage HS)                  |
| 10  | Bauer Sharp              | TE    | 6-4  | 243 | R-Jr.   | Dothan, Ala. (Southeastern Louisiana Univ.)    |
| 11  | Jackson Arnold*          | QB    | 6-1  | 210 | So.     | Denton, Texas (Guyer HS)                       |
| 11  | Kobie McKinzie*          | LB    | 6-2  | 242 | R-So.   | Lubbock, Texas (Lubbock-Cooper HS)             |
| 12  | Devon Jordan             | DB    | 5-11 | 187 | Fr.     | Tulsa, Okla. (Union HS)                        |
| 12  | Brendan Zurbrugg         | QB    | 6-2  | 207 | Fr.     | Alliance, Ohio (Alliance HS)                   |
| 13  | J.J. Hester*             | WR    | 6-4  | 203 | R-Sr.   | Tulsa, Okla. (University of Missouri)          |
| 13  | Reggie Powers III        | DB    | 5-11 | 211 | Fr.     | Centerville, Ohio (Centerville HS)             |
| 14  | Jaydan Hardy             | DB    | 5-10 | 185 | Fr.     | Lewisville, Texas (Lewisville HS)              |
| 14  | Steele Wasel             | QB    | 6-3  | 228 | R-Fr.   | Choctaw, Okla. (University of Akron)           |
| 15  | Kendel Dolby*            | DB    | 5-11 | 190 | Sr.     | Springfield, Ohio (Northeastern Oklahoma A&M)  |
| 15  | Brenen Thompson*         | WR    | 5-9  | 168 | Jr.     | Spearman, Texas (University of Texas)          |
| 16  | Danny Okoye              | DL    | 6-3  | 245 | Fr.     | Tulsa, Okla. (NOAH Homeschool)                 |
| 16  | Casey Thompson           | QB    | 6-0  | 200 | R-Sr. ^ | Oklahoma City, Okla. (Florida Atlantic Univ.)  |
| 17  | Taylor Heim              | LB    | 6-6  | 216 | R-Fr.   | Yukon, Okla. (Bethany HS)                      |
| 17  | Jaquaize Pettaway*       | WR    | 5-10 | 194 | So.     | Houston, Texas (Langham Creek HS)              |
| 18  | Kaden Kellen*            | TE    | 6-5  | 238 | R-So.   | Bellevue, Neb. (Bellevue West HS)              |
| 18  | Erik McCarty             | DB    | 6-1  | 186 | R-Fr.   | McAlester, Okla. (McAlester HS)                |
| 19  | Jacobe Johnson*          | WR/DB | 6-2  | 202 | So.     | Mustang, Okla. (Mustang HS)                    |
| 20  | Lewis Carter*            | LB    | 6-0  | 224 | So.     | Tampa, Fla. (Tampa Catholic HS)                |
| 20  | Sam Franklin             | RB    | 5-10 | 199 | R-Jr.   | Little Rock, Ark. (Univ. of Tennessee-Martin)  |
| 21  | Jeremiah Newcombe        | DB    | 5-9  | 181 | Fr.     | Gilbert, Ariz. (Casteel HS)                    |
| 21  | Xavier Robinson          | RB    | 6-0  | 226 | Fr.     | Yukon, Okla. (Carl Albert HS)                  |
| 22  | Peyton Bowen*            | DB    | 6-0  | 199 | So.     | Corinth, Texas (Guyer HS)                      |
| 22  | Chapman McKown           | RB    | 5-5  | 171 | R-Fr.   | Norman, Okla. (Norman North HS)                |
| 23  | Eli Bowen                | DB    | 5-9  | 187 | Fr.     | Corinth, Texas (Guyer HS)                      |
| 23  | Emeka Megwa              | RB    | 6-0  | 213 | R-Jr.   | Fort Worth, Texas (University of Washington)   |
| 24  | Sammy Omosigho*          | LB    | 6-2  | 229 | So.     | Heartland, Texas (Crandall HS)                 |
| 25  | Andy Bass                | RB    | 5-11 | 206 | Fr.     | Oklahoma City, Okla. (Heritage Hall HS)        |
| 25  | Michael Boganowski       | DB    | 6-2  | 214 | Fr.     | Junction City, Kan. (Junction City HS)         |
| 26  | Kani Walker**            | DB    | 6-2  | 206 | R-Jr.   | Suwanee, Ga. (University of Louisville)        |
| 27  | Jayden Rowe              | DB    | 6-2  | 221 | R-So.   | Tulsa, Okla. (Union HS)                        |
| 27  | Gavin Sawchuk*           | RB    | 5-11 | 197 | R-So.   | Littleton, Colo. (Valor Christian HS)          |
| 28  | KJ Daniels               | WR    | 5-9  | 161 | Fr.     | Franklinton, La. (Bowling Green School)        |
| 28  | Danny Stutsman***        | LB    | 6-4  | 243 | Sr.     | Windermere, Fla. (Foundation Academy)          |
| 29  | Casen Calmus             | DB    | 5-10 | 201 | R-Fr.   | Brentwood, Tenn. (Brentwood Academy)           |
| 29  | Gabe Sawchuk             | RB    | 5-10 | 192 | Fr.     | Littleton, Colo. (Valor Christian HS)          |
| 30  | Trace Ford*              | DL    | 6-2  | 252 | R-Sr. ^ | Edmond, Okla. (Oklahoma State University)      |
| 31  | Cale Fugate              | DB    | 5-10 | 184 | R-Fr.   | Tulsa, Okla. (Bixby HS)                        |
| 31  | Ashton Logan             | P     | 6-2  | 217 | R-So.   | Anaheim Hills, Calif. (University of Colorado) |
| 32  | R Mason Thomas**         | DL    | 6-2  | 243 | Jr.     | Fort Lauderdale, Fla. (Cardinal Gibbons HS)    |
| 33  | Phil Picciotti           | LB    | 6-3  | 245 | R-Fr.   | Perkasie, Pa. (IMG Academy [Fla.])             |
| 34  | Adepoju Adebawore*       | DL    | 6-4  | 253 | So.     | Kansas City, Mo. (North Kansas City HS)        |
| 34  | Zach Schmit**            | K/P   | 5-10 | 194 | R-Sr.   | Oklahoma City, Okla. (Bishop McGuinness HS)    |
| 35  | Liam Evans               | K     | 5-7  | 180 | Fr.     | Moore, Okla. (Moore HS)                        |
| 35  | Jakeb Snyder             | DB    | 5-8  | 178 | R-Fr.   | Bixby, Okla. (Bixby HS)                        |
| 36  | Preston Mickens          | DB    | 5-10 | 199 | Fr.     | Southlake, Texas (Carroll Senior HS)           |
| 36  | Josh Plaster*            | K/P   | 6-0  | 185 | R-Sr. ^ | Flower Mound, Texas (Arizona State Univ.)      |
| 37  | Devon Owen               | DB    | 6-0  | 206 | Fr.     | Argyle, Texas (Argyle HS)                      |
| 38  | Owen Heinecke*           | LB    | 6-2  | 225 | R-So.   | Tulsa, Okla. (Ohio State University)           |
| 39  | Peter Schuh              | DB    | 5-8  | 182 | R-So.   | Montvale, N.J. (St. Joseph Regional HS)        |
| 40  | Ethan Downs***           | DL    | 6-4  | 263 | Sr.     | Weatherford, Okla. (Weatherford HS)            |
| 41  | Emmett Jones III         | DB    | 6-0  | 180 | R-Fr.   | Lancaster, Texas (Lubbock-Cooper HS)           |
| 42  | Wyatt Gilmore            | DL    | 6-4  | 250 | Fr.     | Rogers, Minn. (Rogers HS)                      |
| 44  | Taylor Wein              | DL    | 6-4  | 265 | R-Fr.   | Brentwood, Tenn. (Nolensville HS)              |
| 45  | Hampton Fay              | TE    | 6-5  | 241 | R-Jr.   | Fort Worth, Texas (Michigan State Univ.)       |
| 45  | Mykel Patterson-McDonald | DB    | 5-10 | 176 | Fr.     | Moore, Okla. (Westmoore HS)                    |

| No. | Player            | Pos. | Ht.  | Wt. | Yr.     | Hometown (Previous School)                           |
|-----|-------------------|------|------|-----|---------|--|
| 46  | Dax Noles         | DB   | 6-0  | 194 | Fr.     | Norman, Okla. (Norman HS)                            |
| 47  | James Nesta       | LB   | 6-3  | 220 | Fr.     | Huntersville, N.C. (William Amos Hough HS)           |
| 48  | Luke Elzinga*     | P    | 6-4  | 223 | R-Sr. ^ | Grand Rapids, Mich. (Central Michigan Univ.)         |
| 48  | Jocelyn Malaska   | DB   | 6-1  | 188 | R-So.   | Bethany, Okla. (University of Utah)                  |
| 50  | Ben Anderson*     | LS   | 6-5  | 235 | R-So.   | Charlotte, N.C. (Charlotte Latin School)             |
| 51  | Brandon Hickman   | OL   | 6-2  | 291 | R-Sr.   | McKinney, Texas (SMU)                                |
| 52  | Troy Everett*     | OL   | 6-3  | 310 | R-Jr.   | Roanoke, Va. (Appalachian State University)          |
| 52  | Damonic Williams  | DL   | 6-1  | 312 | Jr.     | Torrance, Calif. (TCU)                               |
| 54  | Febechi Nwaiwu    | OL   | 6-4  | 339 | R-Jr.   | Coppell, Texas (University of North Texas)           |
| 54  | David Rowaiye     | DL   | 6-4  | 310 | R-So.   | Oklahoma City, Okla. (Univ. of New Mexico)           |
| 55  | Eddy Pierre-Louis | OL   | 6-3  | 304 | Fr.     | Tampa, Fla. (Tampa Catholic HS)                      |
| 55  | Ashton Sanders    | DL   | 6-1  | 297 | R-Fr.   | Pasadena, Calif. (Cathedral HS)                      |
| 56  | Eugene Brooks     | OL   | 6-3  | 336 | Fr.     | Las Vegas, Nev. (Sierra Canyon [Calif.] HS)          |
| 56  | Gracen Halton**   | DL   | 6-2  | 285 | Jr.     | San Diego, Calif. (St. Augustine HS)                 |
| 57  | Gunnar Allen      | OL   | 6-0  | 294 | R-So.   | Aledo, Texas (Aledo HS)                              |
| 58  | Spencer Brown     | OL   | 6-6  | 330 | R-Sr. ^ | Detroit, Mich. (Michigan State University)           |
| 58  | Ethan Lane        | LS   | 5-11 | 230 | R-Sr.   | Dallas, Texas (Jesus College Prep. School of Dallas) |
| 61  | Kenneth Wermey    | OL   | 6-5  | 304 | R-Fr.   | Cache, Okla. (Cache HS)                              |
| 64  | Joshua Bates      | OL   | 6-3  | 309 | R-Fr.   | Durango, Colo. (Durango HS)                          |
| 65  | Jayden Jackson    | DL   | 6-2  | 312 | Fr.     | Indianapolis, Ind. (IMG Academy [Fla.])              |
| 65  | Ty Kubicek        | OL   | 6-2  | 290 | R-Fr.   | Sacramento, Calif. (Capital Christian HS)            |
| 66  | Geirean Hatchett  | OL   | 6-5  | 318 | R-Sr.   | Ferndale, Wash. (University of Washington)           |
| 70  | Michael Tarquin   | OL   | 6-6  | 313 | R-Sr. ^ | Ocala, Fla. (USC)                                    |
| 71  | Logan Howland     | OL   | 6-6  | 309 | R-Fr.   | Westfield, N.J. (The Hun School of Princeton)        |
| 72  | Josh Aisosa       | OL   | 6-3  | 320 | Fr.     | Edmond, Okla. (Santa Fe HS)                          |
| 73  | Isaiah Autry-Dent | OL   | 6-6  | 304 | Fr.     | Fulton, Miss. (Itawamba Agricultural HS)             |
| 74  | Evan McClure      | OL   | 6-4  | 273 | Fr.     | Bixby, Okla. (Bixby HS)                              |
| 75  | Daniel Akinkunmi  | OL   | 6-6  | 323 | Fr.     | East London, England (NFL Academy)                   |
| 76  | Jacob Sexton**    | OL   | 6-6  | 322 | Jr.     | Edmond, Okla. (Deer Creek HS)                        |
| 77  | Heath Ozaeta      | OL   | 6-5  | 316 | R-Fr.   | Snoqualmie, Wash. (Mount Si HS)                      |
| 79  | Jake Taylor*      | OL   | 6-6  | 301 | R-So.   | Las Vegas, Nev. (Bishop Gorman HS)                   |
| 80  | Bergin Kysar      | DL   | 6-3  | 250 | Fr.     | Edmond, Okla. (Santa Fe HS)                          |
| 81  | Zion Ragins       | WR   | 5-8  | 150 | Fr.     | Macon, Ga. (Jones County HS)                         |
| 82  | Ivan Carreon      | WR   | 6-6  | 223 | Fr.     | Odessa, Texas (Odessa HS)                            |
| 83  | Major Melson*     | WR   | 5-10 | 188 | R-Sr.   | Mansfield, Texas (Legacy HS)                         |
| 84  | Davon Mitchell    | TE   | 6-3  | 259 | Fr.     | York, Ala. (Los Alamitos [Calif.] HS)                |
| 85  | Trey Brown        | WR   | 5-9  | 180 | R-Fr.   | Nashville, Tenn. (Christ Presbyterian Academy)       |
| 86  | Kade McIntyre     | TE   | 6-3  | 227 | R-Fr.   | Fremont, Neb. (Archbishop Bergan HS)                 |
| 87  | Jake Roberts      | TE   | 6-4  | 253 | Sr. ^   | Norman, Okla. (Baylor University)                    |
| 88  | Jacob Jordan      | WR   | 5-9  | 186 | Fr.     | Southlake, Texas (Carroll Senior HS)                 |
| 89  | Eli Merck         | DL   | 6-0  | 203 | R-Fr.   | Norris, S.C. (D.W. Daniel HS)                        |
| 90  | Caiden Woullard   | DL   | 6-4  | 264 | Sr.     | Massillon, Ohio (Miami [OH] University)              |
| 91  | Drew Heinig       | DL   | 6-5  | 294 | R-Fr.   | Jenks, Okla. (Glenpool HS)                           |
| 93  | Ace Hodges        | DL   | 6-1  | 298 | Fr.     | Oklahoma City, Okla. (Casady School)                 |
| 94  | Mari Atchison     | DL   | 6-2  | 269 | Fr.     | Tulsa, Okla. (NOAH Homeschool)                       |
| 95  | Da'Jon Terry*     | DL   | 6-3  | 330 | R-Sr. ^ | Meridian, Miss. (University of Tennessee)            |
| 96  | Davon Sears       | DL   | 6-2  | 297 | R-Sr. ^ | Detroit, Mich. (Texas State University)              |
| 97  | Kyle Carlson      | LB   | 6-3  | 185 | R-Fr.   | Dallas, Texas (Highland Park HS)                     |
| 98  | Tyler Keltner     | K    | 5-11 | 180 | R-Sr. ^ | Tallahassee, Fla. (Florida State University)         |
| 99  | Markus Strong     | DL   | 6-3  | 299 | R-Fr.   | Raiford, Fla. (Union County HS)                      |

PRONUNCIATION GUIDE

|                   |                                      |                          |                 |
|-------------------|--------------------------------------|--------------------------|-----------------|
| Adepoju Adebawore | add-uh-PUH-joo<br>add-ee-BAH-woh-reh | Heath Ozaeta             | o-ZY-tuh        |
| Josh Aisosa       | eye-SO-suh                           | Mykel Patterson-McDonald | my-KELL         |
| Daniel Akinkunmi  | a-KIN-koon-mee                       | Jaquaize Pettaway        | JAH-kwez        |
| Andrel Anthony    | AN-drell                             | Phil Picciotti           | pih-CHOT-ee     |
| Jovantae Barnes   | jo-VON-tay                           | Eddy Pierre-Louis        | pee-AIR loo-WEE |
| Ivan Carreon      | EYE-vin carr-ee-OWN                  | Zion Ragins              | RAY-ghins       |
| Jalil Farooq      | juh-LIL fuh-RUKE                     | Xavier Robinson          | ex-ZAY-vee-er   |
| Cale Fugate       | FYOO-gate                            | David Rowaiye            | ro-EYE-yay      |
| Geirean Hatchett  | GAIR-in                              | Peter Schuh              | SHOO            |
| Taylor Heim       | HIME                                 | Davon Sears              | duh-VON         |
| Devon Jordan      | DAY-von                              | Michael Tarquin          | TAR-kwin        |
| Jaren Kanak       | JAIR-in CAN-ick                      | Da'Jon Terry             | DAY-szhahn      |
| Ty Kubicek        | KOO-buh-check                        | Brenen Thompson          | BREN-in         |
| Jocelyn Malaska   | JOE-suh-lin ma-LASS-kuh              | Makari Vickers           | muh-KARR-ee     |
| Dasan McCullough  | dah-SAHN                             | Kani Walker              | kuh-NYE         |
| Davon Mitchell    | duh-VON                              | Steele Wasel             | WAH-sull        |
| Febechi Nwaiwu    | feh-BETCH-ee WEE-woo                 | Taylor Wein              | WINE            |
| Danny Okoye       | o-KOY-yay                            | Damonic Williams         | DOM-uh-nick     |
| Sammy Omosigho    | o-mo-SEE-go                          | Caiden Woullard          | WOOL-erd        |
|                   |                                      | Brendan Zurbrugg         | ZER-brugg       |

\* Indicates number of letters earned at Oklahoma

^ Indicates "super senior" (was also a senior in 2023)

Last updated Sept. 27, 2024; Weights as of Aug. 20, 2024

| No. | Player              | Pos. | Ht.  | Wt. | Yr.     | Hometown (Previous School)                           |
|-----|---------------------|------|------|-----|---------|--|
| 34  | Adepoju Adebawore*  | DL   | 6-4  | 253 | So.     | Kansas City, Mo. (North Kansas City HS)              |
| 72  | Josh Aisosa         | OL   | 6-3  | 320 | Fr.     | Edmond, Okla. (Santa Fe HS)                          |
| 75  | Daniel Akinkunmi    | OL   | 6-6  | 323 | Fr.     | East London, England (NFL Academy)                   |
| 57  | Gunnar Allen        | OL   | 6-0  | 294 | R-So.   | Aledo, Texas (Aledo HS)                              |
| 50  | Ben Anderson*       | LS   | 6-5  | 235 | R-So.   | Charlotte, N.C. (Charlotte Latin School)             |
| 4   | Nic Anderson*       | WR   | 6-4  | 216 | R-So.   | Katy, Texas (Katy HS)                                |
| 5   | Andrel Anthony*     | WR   | 6-1  | 186 | Sr.     | Lansing, Mich. (University of Michigan)              |
| 11  | Jackson Arnold*     | QB   | 6-1  | 210 | So.     | Denton, Texas (Guyer HS)                             |
| 94  | Mari Atchison       | DL   | 6-2  | 269 | Fr.     | Tulsa, Okla. (NOAH Homeschool)                       |
| 73  | Isaiah Atry-Dent    | OL   | 6-6  | 304 | Fr.     | Fulton, Miss. (Itawamba Agricultural HS)             |
| 2   | Jovantae Barnes**   | RB   | 6-0  | 207 | Jr.     | Las Vegas, Nev. (Desert Pines HS)                    |
| 25  | Andy Bass           | RB   | 5-11 | 206 | Fr.     | Oklahoma City, Okla. (Heritage Hall HS)              |
| 64  | Joshua Bates        | OL   | 6-3  | 309 | R-Fr.   | Durango, Colo. (Durango HS)                          |
| 25  | Michael Boganowski  | DB   | 6-2  | 214 | Fr.     | Junction City, Kan. (Junction City HS)               |
| 23  | Eli Bowen           | DB   | 5-9  | 187 | Fr.     | Corinth, Texas (Guyer HS)                            |
| 22  | Peyton Bowen*       | DB   | 6-0  | 199 | So.     | Corinth, Texas (Guyer HS)                            |
| 2   | Billy Bowman Jr.*** | DB   | 5-10 | 194 | Sr.     | Denton, Texas (Ryan HS)                              |
| 56  | Eugene Brooks       | OL   | 6-3  | 336 | Fr.     | Las Vegas, Nev. (Sierra Canyon [Calif.] HS)          |
| 58  | Spencer Brown       | OL   | 6-6  | 330 | R-Sr. ^ | Detroit, Mich. (Michigan State University)           |
| 85  | Trey Brown          | WR   | 5-9  | 180 | R-Fr.   | Nashville, Tenn. (Christ Presbyterian Academy)       |
| 6   | Deion Burks         | WR   | 5-9  | 194 | R-Jr.   | Inkster, Mich. (Purdue University)                   |
| 29  | Casen Calmus        | DB   | 5-10 | 201 | R-Fr.   | Brentwood, Tenn. (Brentwood Academy)                 |
| 97  | Kyle Carlson        | LB   | 6-3  | 185 | R-Fr.   | Dallas, Texas (Highland Park HS)                     |
| 82  | Ivan Carreon        | WR   | 6-6  | 223 | Fr.     | Odessa, Texas (Odessa HS)                            |
| 20  | Lewis Carter*       | LB   | 6-0  | 224 | So.     | Tampa, Fla. (Tampa Catholic HS)                      |
| 28  | KJ Daniels          | WR   | 5-9  | 161 | Fr.     | Franklinton, La. (Bowling Green School)              |
| 15  | Kendel Dolby*       | DL   | 5-11 | 190 | Sr.     | Springfield, Ohio (Northeastern Oklahoma A&M)        |
| 40  | Ethan Downs***      | DB   | 6-4  | 263 | Sr.     | Weatherford, Okla. (Weatherford HS)                  |
| 48  | Luke Elzinga*       | P    | 6-4  | 223 | R-Sr. ^ | Grand Rapids, Mich. (Central Michigan Univ.)         |
| 35  | Liam Evans          | K    | 5-7  | 180 | Fr.     | Moore, Okla. (Moore HS)                              |
| 52  | Troy Everett*       | OL   | 6-3  | 310 | R-Jr.   | Roanoke, Va. (Appalachian State University)          |
| 3   | Jalil Farooq***     | WR   | 6-1  | 208 | Sr.     | Lanham, Md. (Dr. Henry A. Wise Jr. HS)               |
| 45  | Hampton Fay         | TE   | 6-5  | 241 | R-Jr.   | Fort Worth, Texas (Michigan State Univ.)             |
| 30  | Trace Ford*         | DL   | 6-2  | 252 | R-Sr. ^ | Edmond, Okla. (Oklahoma State University)            |
| 20  | Sam Franklin        | RB   | 5-10 | 199 | R-Jr.   | Little Rock, Ark. (Univ. of Tennessee-Martin)        |
| 31  | Cale Fugate         | DB   | 5-10 | 184 | R-Fr.   | Tulsa, Okla. (Bixby HS)                              |
| 1   | Jayden Gibson**     | WR   | 6-5  | 197 | Jr.     | Winter Garden, Fla. (West Orange HS)                 |
| 42  | Wyatt Gilmore       | DL   | 6-4  | 250 | Fr.     | Rogers, Minn. (Rogers HS)                            |
| 56  | Gracen Halton**     | DL   | 6-2  | 285 | Jr.     | San Diego, Calif. (St. Augustine HS)                 |
| 14  | Jaydan Hardy        | DB   | 5-10 | 185 | Fr.     | Lewisville, Texas (Lewisville HS)                    |
| 66  | Geirean Hatchett    | OL   | 6-5  | 318 | R-Sr.   | Ferndale, Wash. (University of Washington)           |
| 9   | Michael Hawkins Jr. | QB   | 6-1  | 196 | Fr.     | Dallas, Texas (Emerson HS)                           |
| 17  | Taylor Heim         | LB   | 6-6  | 216 | R-Fr.   | Yukon, Okla. (Bethany HS)                            |
| 38  | Owen Heinecke*      | LB   | 6-2  | 225 | R-So.   | Tulsa, Okla. (Ohio State University)                 |
| 91  | Drew Heinig         | DL   | 6-5  | 294 | R-Fr.   | Jenks, Okla. (Glenpool HS)                           |
| 18  | Kaden Helms*        | TE   | 6-5  | 238 | R-So.   | Bellevue, Neb. (Bellevue West HS)                    |
| 13  | J.J. Hester*        | WR   | 6-4  | 203 | R-Sr.   | Tulsa, Okla. (University of Missouri)                |
| 51  | Branson Hickman     | OL   | 6-2  | 291 | R-Sr.   | McKinney, Texas (SMU)                                |
| 0   | Kalib Hicks         | RB   | 5-11 | 209 | R-Fr.   | Denton, Texas (Ryan HS)                              |
| 93  | Ace Hodges          | DL   | 6-1  | 298 | Fr.     | Oklahoma City, Okla. (Casady School)                 |
| 71  | Logan Howland       | OL   | 6-6  | 309 | R-Fr.   | Westfield, N.J. (The Hun School of Princeton)        |
| 65  | Jayden Jackson      | DL   | 6-2  | 312 | Fr.     | Indianapolis, Ind. (IMG Academy [Fla.] )             |
| 19  | Jacobe Johnson*     | DB   | 6-2  | 202 | So.     | Mustang, Okla. (Mustang HS)                          |
| 41  | Emmett Jones III    | DB   | 6-0  | 180 | R-Fr.   | Lancaster, Texas (Lubbock-Cooper HS)                 |
| 12  | Devon Jordan        | DB   | 5-11 | 187 | Fr.     | Tulsa, Okla. (Union HS)                              |
| 88  | Jacob Jordan        | WR   | 5-9  | 186 | Fr.     | Southlake, Texas (Carroll Senior HS)                 |
| 7   | Jaren Kanak**       | LB   | 6-2  | 232 | Jr.     | Hays, Kan. (Hays HS)                                 |
| 7   | Zion Kearney        | WR   | 6-1  | 206 | Fr.     | Fresno, Texas (Hightower HS)                         |
| 98  | Tyler Keltner       | K    | 5-11 | 180 | R-Sr. ^ | Tallahassee, Fla. (Florida State University)         |
| 65  | Ty Kubicek          | OL   | 6-2  | 290 | R-Fr.   | Sacramento, Calif. (Capital Christian HS)            |
| 80  | Bergin Kysar        | DL   | 6-3  | 250 | Fr.     | Edmond, Okla. (Santa Fe HS)                          |
| 58  | Ethan Lane          | LS   | 5-11 | 230 | R-Sr.   | Dallas, Texas (Jesus College Prep. School of Dallas) |
| 10  | Kip Lewis**         | LB   | 6-1  | 215 | R-So.   | Carthage, Texas (Carthage HS)                        |
| 31  | Ashton Logan        | P    | 6-2  | 217 | R-So.   | Anaheim Hills, Calif. (University of Colorado)       |
| 48  | Jocelyn Malaska     | DB   | 6-1  | 188 | R-So.   | Bethany, Okla. (University of Utah)                  |
| 4   | Dez Malone          | DB   | 6-0  | 203 | Sr. ^   | Fresno, Calif. (San Diego State University)          |
| 18  | Erik McCarty        | DB   | 6-1  | 186 | R-Fr.   | McAlester, Okla. (McAlester HS)                      |
| 74  | Evan McClure        | OL   | 6-4  | 273 | Fr.     | Bixby, Okla. (Bixby HS)                              |
| 1   | Dasan McCullough*   | LB   | 6-5  | 235 | Jr.     | Bloomington, Ind. (Indiana University)               |
| 86  | Kade McIntyre       | TE   | 6-3  | 227 | R-Fr.   | Fremont, Neb. (Archbishop Bergan HS)                 |
| 11  | Kobie McKinzie*     | LB   | 6-2  | 242 | R-So.   | Lubbock, Texas (Lubbock-Cooper HS)                   |
| 22  | Chapman McKown      | RB   | 5-5  | 171 | R-Fr.   | Norman, Okla. (Norman North HS)                      |
| 23  | Emeka Megwa         | RB   | 6-0  | 213 | R-Jr.   | Fort Worth, Texas (University of Washington)         |
| 83  | Major Melson*       | WR   | 5-10 | 188 | R-Sr.   | Mansfield, Texas (Legacy HS)                         |
| 89  | Eli Merck           | WR   | 6-0  | 203 | R-Fr.   | Norris, S.C. (D.W. Daniel HS)                        |
| 36  | Preston Mickens     | DB   | 5-10 | 199 | Fr.     | Southlake, Texas (Carroll Senior HS)                 |
| 84  | Davon Mitchell      | TE   | 6-3  | 259 | Fr.     | York, Ala. (Los Alamitos [Calif.] HS)                |

| No. | Player                   | Pos. | Ht.  | Wt. | Yr.     | Hometown (Previous School)                    |
|-----|--------------------------|------|------|-----|---------|---|
| 47  | James Nesta              | LB   | 6-3  | 220 | Fr.     | Huntersville, N.C. (William Amos Hough HS)    |
| 21  | Jeremiah Newcombe        | DB   | 5-9  | 181 | Fr.     | Gilbert, Ariz. (Casteel HS)                   |
| 46  | Dax Noles                | DB   | 6-0  | 194 | Fr.     | Norman, Okla. (Norman HS)                     |
| 54  | Febechi Nwaiwu           | OL   | 6-4  | 339 | R-Jr.   | Coppell, Texas (University of North Texas)    |
| 16  | Danny Okoye              | DL   | 6-3  | 245 | Fr.     | Tulsa, Okla. (NOAH Homeschool)                |
| 24  | Sammy Omosigho*          | LB   | 6-2  | 229 | So.     | Heartland, Texas (Crandall HS)                |
| 37  | Devon Owen               | DB   | 6-0  | 206 | Fr.     | Argyle, Texas (Argyle HS)                     |
| 77  | Heath Ozaeta             | OL   | 6-5  | 316 | R-Fr.   | Snoqualmie, Wash. (Mount Si HS)               |
| 45  | Mykel Patterson-McDonald | DB   | 5-10 | 176 | Fr.     | Moore, Okla. (Westmoore HS)                   |
| 17  | Jaquaize Pettaway*       | WR   | 5-10 | 194 | So.     | Houston, Texas (Langham Creek HS)             |
| 33  | Phil Picciotti           | LB   | 6-3  | 245 | R-Fr.   | Perkasie, Pa. (IMG Academy [Fla.] )           |
| 55  | Eddy Pierre-Louis        | OL   | 6-3  | 304 | Fr.     | Tampa, Fla. (Tampa Catholic HS)               |
| 36  | Josh Plaster*            | K/P  | 6-0  | 185 | R-Sr. ^ | Flower Mound, Texas (Arizona State Univ.)     |
| 13  | Reggie Powers III        | DB   | 5-11 | 211 | Fr.     | Centerville, Ohio (Centerville HS)            |
| 81  | Zion Ragins              | WR   | 5-8  | 150 | Fr.     | Macon, Ga. (Jones County HS)                  |
| 87  | Jake Roberts             | TE   | 6-4  | 253 | Sr. ^   | Norman, Okla. (Baylor University)             |
| 21  | Xavier Robinson          | RB   | 6-0  | 226 | Fr.     | Yukon, Okla. (Carl Albert HS)                 |
| 54  | David Rowaiwe            | DL   | 6-4  | 310 | R-So.   | Oklahoma City, Okla. (Univ. of New Mexico)    |
| 27  | Jayden Rowe              | DB   | 6-2  | 221 | R-So.   | Tulsa, Okla. (Union HS)                       |
| 55  | Ashton Sanders           | DL   | 6-1  | 297 | R-Fr.   | Pasadena, Calif. (Cathedral HS)               |
| 29  | Gabe Sawchuk             | RB   | 5-10 | 192 | Fr.     | Littleton, Colo. (Valor Christian HS)         |
| 27  | Gavin Sawchuk*           | RB   | 5-11 | 197 | R-So.   | Littleton, Colo. (Valor Christian HS)         |
| 34  | Zach Schmit**            | K/P  | 5-10 | 194 | R-Sr.   | Oklahoma City, Okla. (Bishop McGuinness HS)   |
| 39  | Peter Schuh              | DB   | 5-8  | 182 | R-So.   | Montvale, N.J. (St. Joseph Regional HS)       |
| 96  | Davon Sears              | DL   | 6-2  | 297 | R-Sr. ^ | Detroit, Mich. (Texas State University)       |
| 76  | Jacob Sexton**           | OL   | 6-6  | 323 | Jr.     | Edmond, Okla. (Deer Creek HS)                 |
| 10  | Bauer Sharp              | TE   | 6-4  | 243 | R-Jr.   | Dothan, Ala. (Southeastern Louisiana Univ.)   |
| 6   | Nigel Smith II           | DL   | 6-4  | 269 | Fr.     | Melissa, Texas (Melissa HS)                   |
| 35  | Jake Snyder              | DB   | 5-8  | 178 | R-Fr.   | Bixby, Okla. (Bixby HS)                       |
| 3   | Robert Spears-Jennings** | DB   | 6-1  | 219 | Jr.     | Broken Arrow, Okla. (Broken Arrow HS)         |
| 0   | David Stone              | DL   | 6-3  | 295 | Fr.     | Del City, Okla. (IMG Academy [Fla.] )         |
| 99  | Markus Strong            | DL   | 6-3  | 299 | R-Fr.   | Raiford, Fla. (Union County HS)               |
| 28  | Danny Stutsman***        | LB   | 6-4  | 243 | Sr.     | Windermere, Fla. (Foundation Academy)         |
| 70  | Michael Tarquin          | OL   | 6-6  | 313 | R-Sr. ^ | Ocala, Fla. (USC)                             |
| 8   | Taylor Tatum             | RB   | 5-10 | 206 | Fr.     | Longview, Texas (Longview HS)                 |
| 79  | Jake Taylor*             | OL   | 6-6  | 301 | R-So.   | Las Vegas, Nev. (Bishop Gorman HS)            |
| 95  | DaJon Terry*             | DL   | 6-3  | 330 | R-Sr. ^ | Meridian, Miss. (University of Tennessee)     |
| 32  | R Mason Thomas**         | DL   | 6-2  | 243 | Jr.     | Fort Lauderdale, Fla. (Cardinal Gibbons HS)   |
| 15  | Brenen Thompson*         | WR   | 5-9  | 168 | Jr.     | Spearman, Texas (University of Texas)         |
| 16  | Casey Thompson           | QB   | 6-0  | 200 | R-Sr. ^ | Oklahoma City, Okla. (Florida Atlantic Univ.) |
| 8   | Makari Vickers*          | DB   | 6-1  | 187 | So.     | Quincy, Fla. (Munroe HS)                      |
| 26  | Kani Walker**            | DB   | 6-2  | 206 | R-Jr.   | Suwanee, Ga. (University of Louisville)       |
| 14  | Steele Wasel             | QB   | 6-3  | 228 | R-Fr.   | Choctaw, Okla. (University of Akron)          |
| 5   | Woodi Washington****     | DB   | 5-11 | 191 | R-Sr. ^ | Murfreesboro, Tenn. (Oakland HS)              |
| 44  | Taylor Wein              | DL   | 6-4  | 265 | R-Fr.   | Brentwood, Tenn. (Nolensville HS)             |
| 61  | Kenneth Wermey           | OL   | 6-5  | 304 | R-Fr.   | Cache, Okla. (Cache HS)                       |
| 52  | Damonic Williams         | DL   | 6-1  | 312 | Jr.     | Torrance, Calif. (TCU)                        |
| 9   | Gentry Williams**        | DB   | 6-0  | 187 | Jr.     | Tulsa, Okla. (Booker T. Washington HS)        |
| 90  | Caiden Woullard          | DL   | 6-4  | 264 | Sr.     | Massillon, Ohio (Miami [OH] University)       |
| 12  | Brendan Zurbrugg         | QB   | 6-2  | 207 | Fr.     | Alliance, Ohio (Alliance HS)                  |

**COACHING STAFF**

|                              |  |
|------------------------------|--|
| Brent Venables               | Head Coach   |
| Zac Alley                    | Co-Defensive Coordinator/Linebackers   |
| Todd Bates                   | Associate Head Coach/Co-Def. Coord./Run Defense/Defensive Tackles                                  |
| Bill Bedenbaugh (BEE-din-bo) | Offensive Line   |
| Miguel Chavis (CHAY-viss)    | Defensive Ends   |
| Joe Jon Finley               | Co-Offensive Coordinator/Tight Ends  |
| Brandon Hall                 | Safeties   |
| Emmett Jones                 | Passing Game Coordinator/Wide Receivers  |
| Seth Littrell (lih-TRELL)    | Offensive Coordinator/Quarterbacks   |
| DeMarco Murray               | Running Backs  |
| Jay Valai (vuh-LIE)          | Assistant Head Coach for Defense/Co-Defensive Coordinator/Pass Defense/Cornerbacks and Nickelbacks |

\* Indicates number of letters earned at Oklahoma

^ Indicates "super senior" (was also a senior in 2023)

Last updated Sept. 27, 2024; Weights as of Aug. 20, 2024

# CAREER STATS/HIGHS

## #34 DL ADEPOJU ADEBAWORE

| YEAR          | G-GS        | UT       | AT       | TOT      | TFL           | SACKS         | INT        | FF       | FR       | PB       | QBH      |
|---------------|-------------|----------|----------|----------|---------------|---------------|------------|----------|----------|----------|----------|
| 2023          | 13-0        | 3        | 3        | 6        | 3.0-14        | 1.5-12        | 0-0        | 0        | 0        | 1        | 3        |
| 2024          | 5-0         | 0        | 1        | 1        | 0.0-0         | 0.0-0         | 0-0        | 0        | 0        | 0        | 1        |
| <b>Career</b> | <b>18-0</b> | <b>3</b> | <b>4</b> | <b>7</b> | <b>3.0-14</b> | <b>1.5-12</b> | <b>0-0</b> | <b>0</b> | <b>0</b> | <b>1</b> | <b>4</b> |

### CAREER HIGHS

|          |                        |
|----------|------------------------|
| Tackles: | 3 at Tulsa (9/16/23)   |
| TFL:     | 2.5 at Tulsa (9/16/23) |
| Sacks:   | 1.0 at Tulsa (9/16/23) |
| INT:     | N/A                    |
| PBU:     | N/A                    |

## #4 WR NIC ANDERSON

| YEAR          | G-GS        | REC       | YDS        | AVG         | TD        | LONG      |
|---------------|-------------|-----------|------------|-------------|-----------|-----------|
| 2022          | 3-0         | 0         | 0          | —           | 0         | —         |
| 2023          | 13-6        | 38        | 798        | 21.0        | 10        | 63        |
| 2024          | 1-1         | 0         | 0          | —           | 0         | —         |
| <b>Career</b> | <b>17-7</b> | <b>38</b> | <b>798</b> | <b>21.0</b> | <b>10</b> | <b>63</b> |

### CAREER HIGHS

|        |                        |
|--------|------------------------|
| Rec:   | 5 vs. UCF (10/21/23)   |
| Yards: | 120 at Tulsa (9/16/23) |
| TDs:   | 3 at Tulsa (9/16/23)   |

## #5 WR ANDREL ANTHONY (\*AT MICHIGAN)

| YEAR          | G-GS        | REC       | YDS        | AVG         | TD       | LONG      |
|---------------|-------------|-----------|------------|-------------|----------|-----------|
| 2021*         | 11-0        | 12        | 248        | 20.7        | 3        | 93        |
| 2022*         | 14-0        | 7         | 80         | 11.4        | 1        | 29        |
| 2023          | 6-6         | 27        | 429        | 15.9        | 1        | 55        |
| 2024          | 1-0         | 1         | 4          | 4.0         | 0        | 4         |
| <b>Career</b> | <b>32-6</b> | <b>47</b> | <b>761</b> | <b>16.1</b> | <b>5</b> | <b>93</b> |

### CAREER HIGHS

|        |                                    |
|--------|------------------------------------|
| Rec:   | 7 (2x) MR: at Cincinnati (9/23/23) |
| Yards: | *155 at Michigan State (10/30/21)  |
| TDs:   | *1 (3x[2x*]) MR: vs. SMU (9/9/23)  |

## #11 QB JACKSON ARNOLD

| YEAR          | G-GS        | C-A            | PCT         | YDS          | AVG/G        | TD        | INT      | LG        |
|---------------|-------------|----------------|-------------|--------------|--------------|-----------|----------|-----------|
| 2023          | 7-1         | 44-69          | 80.4        | 563          | 80.4         | 4         | 3        | 63        |
| 2024          | 4-4         | 61-102         | 59.8        | 538          | 134.5        | 7         | 3        | 47        |
| <b>Career</b> | <b>11-5</b> | <b>105-171</b> | <b>61.4</b> | <b>1,101</b> | <b>100.1</b> | <b>11</b> | <b>6</b> | <b>63</b> |

| YEAR          | RUSH      | YDS        | AVG        | TD       | LG        |
|---------------|-----------|------------|------------|----------|-----------|
| 2023          | 31        | 116        | 3.7        | 1        | 20        |
| 2024          | 41        | 138        | 3.4        | 2        | 47        |
| <b>Career</b> | <b>72</b> | <b>254</b> | <b>3.5</b> | <b>3</b> | <b>47</b> |

### CAREER HIGHS

|           |                            |
|-----------|----------------------------|
| Comp:     | 26 vs. Arizona (12/28/23)  |
| Att:      | 45 vs. Arizona (12/28/23)  |
| Pass Yds: | 361 vs. Arizona (12/28/23) |
| Pass TDs: | 3 vs. Temple (8/30/24)     |
| Rush:     | 14 vs. Tulane (9/14/24)    |
| Rush Yds: | 97 vs. Tulane (9/14/24)    |
| Rush TDs: | 2 vs. Tulane (9/14/24)     |

## #2 RB JOVANTAE BARNES

| YEAR          | G-GS        | RUSH           | AVG        | TD       | LG        | REC          | AVG        | TD       | LG        |
|---------------|-------------|----------------|------------|----------|-----------|--------------|------------|----------|-----------|
| 2022          | 11-1        | 116-519        | 4.5        | 5        | 31        | 5-26         | 5.2        | 0        | 13        |
| 2023          | 8-1         | 37-140         | 3.8        | 1        | 17        | 5-23         | 4.6        | 0        | 11        |
| 2024          | 6-3         | 71-237         | 3.3        | 2        | 17        | 7-26         | 3.7        | 1        | 12        |
| <b>Career</b> | <b>25-5</b> | <b>224-896</b> | <b>4.0</b> | <b>8</b> | <b>31</b> | <b>17-75</b> | <b>4.4</b> | <b>1</b> | <b>13</b> |

### CAREER HIGHS

|        |                                  |
|--------|----------------------------------|
| Rush:  | 27 vs. Florida State (12/29/22)  |
| Yards: | 108 vs. Florida State (12/29/22) |
| TDs:   | 2 (2x) MR: vs. Kansas (10/15/22) |
| Rec:   | 3 vs. Houston (9/7/24)           |
| Yards: | 17 vs. Arkansas State (9/2/23)   |
| TDs:   | 1 vs. Tennessee (9/21/14)        |

## #25 DB MICHAEL BOGANOWSKI

| YEAR          | G-GS       | UT       | AT       | TOT      | TFL          | SACKS        | INT        | FF       | FR       | PB       | QBH      |
|---------------|------------|----------|----------|----------|--------------|--------------|------------|----------|----------|----------|----------|
| 2024          | 6-0        | 3        | 2        | 5        | 0.0-0        | 0.0-0        | 0-0        | 0        | 0        | 0        | 0        |
| <b>Career</b> | <b>6-0</b> | <b>3</b> | <b>2</b> | <b>5</b> | <b>0.0-0</b> | <b>0.0-0</b> | <b>0-0</b> | <b>0</b> | <b>0</b> | <b>0</b> | <b>0</b> |

### CAREER HIGHS

|          |                       |
|----------|-----------------------|
| Tackles: | 2 at Auburn (9/28/24) |
| TFL:     | N/A                   |
| Sacks:   | N/A                   |
| INT:     | N/A                   |
| PBU:     | N/A                   |

## #23 DB ELI BOWEN

| YEAR          | G-GS       | UT       | AT       | TOT       | TFL          | SACKS        | INT        | FF       | FR       | PB       | QBH      |
|---------------|------------|----------|----------|-----------|--------------|--------------|------------|----------|----------|----------|----------|
| 2024          | 4-1        | 9        | 3        | 12        | 1.0-1        | 0.0-0        | 0-0        | 0        | 0        | 1        | 0        |
| <b>Career</b> | <b>4-1</b> | <b>9</b> | <b>3</b> | <b>12</b> | <b>1.0-1</b> | <b>0.0-0</b> | <b>0-0</b> | <b>0</b> | <b>0</b> | <b>1</b> | <b>0</b> |

### CAREER HIGHS

|          |                           |
|----------|---------------------------|
| Tackles: | 8 vs. Texas (10/12/24)    |
| TFL:     | 1.0 vs. Texas (10/12/24)  |
| Sacks:   | N/A                       |
| INT:     | N/A                       |
| PBU:     | 1 vs. Tennessee (9/21/24) |

## #22 DB PEYTON BOWEN

| YEAR          | G-GS        | UT        | AT        | TOT       | TFL          | SACKS        | INT        | FF       | FR       | PB       | QBH      |
|---------------|-------------|-----------|-----------|-----------|--------------|--------------|------------|----------|----------|----------|----------|
| 2023          | 13-2        | 21        | 15        | 36        | 1.0-9        | 1.0-9        | 0-0        | 0        | 1        | 5        | 1        |
| 2024          | 6-5         | 9         | 9         | 18        | 0.0-0        | 0.0-0        | 0-0        | 0        | 0        | 0        | 0        |
| <b>Career</b> | <b>19-7</b> | <b>30</b> | <b>24</b> | <b>54</b> | <b>1.0-9</b> | <b>1.0-9</b> | <b>0-0</b> | <b>0</b> | <b>1</b> | <b>5</b> | <b>1</b> |

### CAREER HIGHS

|          |                           |
|----------|---------------------------|
| Tackles: | 7 vs. Tennessee (9/21/24) |
| TFL:     | 1.0 vs. UCF (10/21/23)    |
| Sacks:   | 1.0 vs. UCF (10/21/23)    |
| INT:     | N/A                       |
| PBU:     | 2 at Tulsa (9/16/23)      |

## #2 DB BILLY BOWMAN JR.

| YEAR          | G-GS         | UT         | AT        | TOT        | TFL           | SACKS        | INT           | FF       | FR       | PB        | QBH      |
|---------------|--------------|------------|-----------|------------|---------------|--------------|---------------|----------|----------|-----------|----------|
| 2021          | 11-7         | 14         | 8         | 22         | 1.5-5         | 0.0-0        | 0-0           | 1        | 0        | 2         | 0        |
| 2022          | 11-9         | 37         | 23        | 60         | 2.0-5         | 0.0-0        | 3-11          | 1        | 1        | 5         | 0        |
| 2023          | 13-13        | 37         | 26        | 63         | 3.0-6         | 0.0-0        | 6-238         | 0        | 0        | 4         | 0        |
| 2024          | 6-6          | 18         | 6         | 21         | 1.0-1         | 0.0-0        | 2-2           | 0        | 1        | 1         | 0        |
| <b>Career</b> | <b>41-35</b> | <b>106</b> | <b>63</b> | <b>165</b> | <b>7.5-17</b> | <b>0.0-0</b> | <b>11-251</b> | <b>2</b> | <b>2</b> | <b>12</b> | <b>0</b> |

### CAREER HIGHS

|          |                                       |
|----------|---------------------------------------|
| Tackles: | 11 (2x) MR: vs. Texas (10/7/23)       |
| TFL:     | 1.0 (5x) MR: vs. Temple (8/30/24)     |
| Sacks:   | N/A                                   |
| INT:     | 1 (11x) MR: vs. Texas (10/12/24)      |
| PBU:     | 2 (2x) MR: vs. Kansas State (9/24/22) |

## #6 WR DEION BURKS (\*AT PURDUE)

| YEAR          | G-GS         | REC       | YDS          | AVG         | TD        | LONG      |
|---------------|--------------|-----------|--------------|-------------|-----------|-----------|
| 2021*         | 4-0          | 1         | 26           | 26.0        | 0         | 26        |
| 2022*         | 14-1         | 15        | 149          | 9.9         | 0         | 30        |
| 2023*         | 12-12        | 47        | 629          | 13.4        | 7         | 84        |
| 2024          | 4-4          | 26        | 201          | 7.7         | 3         | 20        |
| <b>Career</b> | <b>34-17</b> | <b>89</b> | <b>1,005</b> | <b>11.3</b> | <b>10</b> | <b>84</b> |

| YEAR          | RUSH      | YDS       | AVG        | TD       | LG        |
|---------------|-----------|-----------|------------|----------|-----------|
| 2021*         | 2         | 3         | 1.5        | 0        | 6         |
| 2022*         | 1         | 4         | 4.0        | 0        | 4         |
| 2023*         | 4         | 12        | 3.0        | 0        | 10        |
| 2024          | 5         | 32        | 6.4        | 0        | 11        |
| <b>Career</b> | <b>12</b> | <b>51</b> | <b>4.3</b> | <b>0</b> | <b>11</b> |

### CAREER HIGHS

|        |                                |
|--------|--------------------------------|
| Rec:   | 9 vs. Houston (9/7/24)         |
| Yards: | *152 vs. Fresno State (9/2/23) |
| TDs:   | 3 vs. Temple (8/30/24)         |
| Rush:  | 3 vs. Temple (8/30/24)         |
| Yards: | 18 vs. Tennessee (9/21/24)     |
| TDs:   | N/A                            |

## #82 WR IVAN CARREON

| YEAR          | G-GS       | REC      | YDS       | AVG        | TD       | LONG      |
|---------------|------------|----------|-----------|------------|----------|-----------|
| 2024          | 4-0        | 2        | 14        | 7.0        | 0        | 12        |
| <b>Career</b> | <b>4-0</b> | <b>2</b> | <b>14</b> | <b>7.0</b> | <b>0</b> | <b>12</b> |

### CAREER HIGHS

|        |                                 |
|--------|---------------------------------|
| Rec:   | 1 (2x) MR: vs. Texas (10/12/24) |
| Yards: | 12 vs. Texas (10/12/24)         |
| TDs:   | N/A                             |

## #20 LB LEWIS CARTER

| YEAR          | G-GS        | UT        | AT       | TOT       | TFL          | SACKS        | INT        | FF       | FR       | PB       | QBH      |
|---------------|-------------|-----------|----------|-----------|--------------|--------------|------------|----------|----------|----------|----------|
| 2023          | 13-0        | 2         | 5        | 7         | 0.5-0        | 0.0-0        | 0-0        | 0        | 0        | 0        | 1        |
| 2024          | 6-0         | 13        | 2        | 15        | 2.0-8        | 0.0-0        | 0-0        | 1        | 1        | 0        | 0        |
| <b>Career</b> | <b>19-0</b> | <b>15</b> | <b>7</b> | <b>22</b> | <b>2.5-8</b> | <b>0.0-0</b> | <b>0-0</b> | <b>1</b> | <b>1</b> | <b>0</b> | <b>1</b> |

### CAREER HIGHS

|          |                             |
|----------|-----------------------------|
| Tackles: | 6 vs. Tennessee (9/21/24)   |
| TFL:     | 2.0 vs. Tennessee (9/21/24) |
| Sacks:   | N/A                         |
| INT:     | N/A                         |
| PBU:     | N/A                         |

## #15 DB KENDEL DOLBY

| YEAR          | G-GS        | UT        | AT        | TOT       | TFL           | SACKS         | INT        | FF       | FR       | PB       | QBH      |
|---------------|-------------|-----------|-----------|-----------|---------------|---------------|------------|----------|----------|----------|----------|
| 2023          | 13-3        | 33        | 16        | 49        | 5.0-25        | 2.0-21        | 2-7        | 0        | 0        | 3        | 4        |
| 2024          | 3-3         | 7         | 3         | 10        | 1.0-2         | 1.0-2         | 0-0        | 0        | 0        | 1        | 1        |
| <b>Career</b> | <b>16-6</b> | <b>40</b> | <b>19</b> | <b>59</b> | <b>6.0-27</b> | <b>3.0-23</b> | <b>2-7</b> | <b>0</b> | <b>0</b> | <b>4</b> | <b>5</b> |

### CAREER HIGHS

|          |                                 |
|----------|---------------------------------|
| Tackles: | 8 (2x) MR: vs. TCU (11/24/23)   |
| TFL:     | 2.0 vs. Arizona (12/28/23)      |
| Sacks:   | 2.0 vs. Arizona (12/28/23)      |
| INT:     | 1 (2x) MR: vs. Texas (10/7/23)  |
| PBU:     | 1 (5x) MR: vs. Temple (8/30/24) |

## #40 DL ETHAN DOWNS

| YEAR          | G-GS         | UT        | AT        | TOT       | TFL             | SACKS          | INT         | FF       | FR          | PB       | QBH       |
|---------------|--------------|-----------|-----------|-----------|-----------------|----------------|-------------|----------|-------------|----------|-----------|
| 2021          | 13-0         | 9         | 5         | 14        | 3.0-9           | 0.5-3          | 0-0         | 1        | 0-0         | 0        | 2         |
| 2022          | 13-13        | 18        | 20        | 38        | 13.5-53         | 4.5-24         | 0-0         | 0        | 1-12        | 3        | 9         |
| 2023          | 13-12        | 14        | 15        | 29        | 6.5-28          | 4.5-23         | 1-13        | 0        | 0-0         | 0        | 6         |
| 2024          | 6-6          | 9         | 4         | 13        | 3.0-15          | 2.0-13         | 0-0         | 1        | 1-1         | 1        | 1         |
| <b>Career</b> | <b>44-31</b> | <b>50</b> | <b>44</b> | <b>94</b> | <b>26.0-105</b> | <b>11.5-63</b> | <b>1-13</b> | <b>2</b> | <b>2-13</b> | <b>4</b> | <b>18</b> |

### CAREER HIGHS

|          |                                 |
|----------|---------------------------------|
| Tackles: | 6 (2x) MR: vs. UCF (10/21/23)   |
| TFL:     | 3.0 at West Virginia (11/12/22) |
| Sacks:   | 2.0 vs. Texas (10/7/23)         |
| INT:     | 1 at Kansas (10/28/23)          |
| PBU:     | 1 (4x) MR: at Auburn (9/28/24)  |

## #48 P LUKE ELZINGA (\*AT CENTRAL MICHIGAN)

| YEAR  | GP-GS | PUNTS-YDS                 | AVG  | LONG | TB | FC | I20 | 50+ | BLK |
|-------|-------|---------------------------|------|------|----|----|-----|-----|-----|
| 2019* |       | REDSHIRTED — DID NOT PLAY |      |      |    |    |     |     |     |
| 2020* | 6-0   | 33-1,425                  | 43.2 | 76   | 2  | 10 | 14  | 6   | 0   |
| 2021* | 13-0  | 57-2,355                  | 41.3 |      |    |    |     |     |     |

**#3 WR JALIL FAROOQ**

| YEAR          | G-GS         | REC       | YDS          | AVG         | TD       | LONG      |
|---------------|--------------|-----------|--------------|-------------|----------|-----------|
| 2021          | 8-0          | 4         | 69           | 17.3        | 0        | 30        |
| 2022          | 13-10        | 37        | 466          | 12.6        | 5        | 41        |
| 2023          | 13-13        | 45        | 694          | 15.4        | 2        | 49        |
| 2024          | 1-1          | 1         | 47           | 47.0        | 0        | 47        |
| <b>Career</b> | <b>35-24</b> | <b>87</b> | <b>1,276</b> | <b>14.6</b> | <b>7</b> | <b>49</b> |

| YEAR          | RUSH      | YDS        | AVG        | TD       | LG        |
|---------------|-----------|------------|------------|----------|-----------|
| 2021          | 0         | 0          | —          | 0        | —         |
| 2022          | 17        | 95         | 5.6        | 0        | 22        |
| 2023          | 0         | 0          | —          | 0        | —         |
| 2024          | 3         | 14         | 4.7        | 0        | 5         |
| <b>Career</b> | <b>32</b> | <b>235</b> | <b>7.3</b> | <b>0</b> | <b>24</b> |

| YEAR          | KR        | YDS        | AVG         | TD       | LG        |
|---------------|-----------|------------|-------------|----------|-----------|
| 2021          | —         | —          | —           | —        | —         |
| 2022          | 12        | 275        | 22.9        | 0        | 47        |
| 2023          | 19        | 422        | 22.2        | 0        | 62        |
| 2024          | —         | —          | —           | —        | —         |
| <b>Career</b> | <b>31</b> | <b>697</b> | <b>22.5</b> | <b>0</b> | <b>62</b> |

**CAREER HIGHS**

Rec: 7 at Oklahoma State (11/4/23)  
 Yards: 130 vs. Texas (10/7/23)  
 TDs: 1 (7x) MR: at Tulsa (9/26/24)  
 Rush: 5 (2x) MR: at Kansas (10/28/23)  
 Yards: 60 vs. Texas (10/8/22)  
 TDs: N/A

**#30 DL TRACE FORD (\*AT OKLAHOMA STATE)**

| YEAR          | G-GS                      | UT        | AT TOT    | TFL       | SACKS          | INT           | FF          | FR       | PB       | QBH       |
|---------------|---------------------------|-----------|-----------|-----------|----------------|---------------|-------------|----------|----------|-----------|
| 2019*         | 13-6                      | 20        | 9         | 29        | 4.0-22         | 3.0-21        | 1-5         | 1        | 0        | 5         |
| 2020*         | 10-9                      | 15        | 7         | 22        | 4.5-35         | 4.5-35        | 0-0         | 2        | 0        | 4         |
| 2021*         | REDSHIRTED — DID NOT PLAY |           |           |           |                |               |             |          |          |           |
| 2022*         | 9-0                       | 6         | 2         | 8         | 3.0-11         | 1.0-1         | 0-0         | 0        | 0        | 6         |
| 2023          | 13-1                      | 7         | 11        | 18        | 3.5-7          | 0.0-0         | 1-26        | 0        | 0        | 3         |
| 2024          | 6-0                       | 7         | 1         | 8         | 3.0-8          | 1.0-3         | 0-0         | 2        | 0        | 1         |
| <b>Career</b> | <b>51-17</b>              | <b>55</b> | <b>30</b> | <b>85</b> | <b>18.0-83</b> | <b>9.5-60</b> | <b>2-31</b> | <b>5</b> | <b>0</b> | <b>19</b> |

**CAREER HIGHS**

Tackles: 5 at Auburn (9/28/24)  
 TFL: 2.0 (2x) MR: vs. Tennessee (9/21/24)  
 Sacks: \*1.0 (9x [8x]) MR: vs. Tennessee (9/21/24)  
 INT: 1 (2x[1x\*]) MR: at Tulsa (9/16/23)  
 PBU: \*2 (4x[3x\*]) MR: vs. UCF (10/21/23)

**#20 RB SAM FRANKLIN (\*AT UT MARTIN)**

| YEAR          | G-GS         | RUSH       | YDS          | AVG        | TD        | LONG      |
|---------------|--------------|------------|--------------|------------|-----------|-----------|
| 2021*         | 2-0          | 7          | 67           | 9.6        | 1         | 30        |
| 2022*         | 11-2         | 85         | 676          | 8.0        | 8         | 89        |
| 2023*         | 11-11        | 223        | 1386         | 6.2        | 11        | 81        |
| 2024          | 6-0          | 5          | 42           | 8.4        | 0         | 30        |
| <b>Career</b> | <b>30-13</b> | <b>320</b> | <b>2,171</b> | <b>6.8</b> | <b>20</b> | <b>89</b> |

| YEAR          | REC       | YDS        | AVG        | TD       | LG        |
|---------------|-----------|------------|------------|----------|-----------|
| 2021*         | 1         | 2          | 2.0        | 0        | 2         |
| 2022*         | 12        | 55         | 4.6        | 0        | 18        |
| 2023*         | 14        | 117        | 8.4        | 1        | 39        |
| 2024          | 0         | 0          | —          | 0        | —         |
| <b>Career</b> | <b>27</b> | <b>174</b> | <b>6.4</b> | <b>1</b> | <b>39</b> |

| YEAR          | KR        | YDS        | AVG         | TD       | LG        |
|---------------|-----------|------------|-------------|----------|-----------|
| 2021*         | —         | —          | —           | —        | —         |
| 2022*         | 8         | 160        | 20.0        | 0        | 47        |
| 2023*         | —         | —          | —           | —        | —         |
| 2024          | 4         | 82         | 20.5        | 0        | 24        |
| <b>Career</b> | <b>12</b> | <b>242</b> | <b>20.2</b> | <b>0</b> | <b>47</b> |

**CAREER HIGHS**

Rush: \*32 at North Alabama (9/23/23)  
 Yards: \*259 vs. Missouri State (9/9/23)  
 TDs: \*3 (2x) MR: vs. Missouri State (9/9/23)  
 Rec: \*5 at Tenn. Tech (11/4/23)  
 Yards: \*73 at Tenn. Tech (11/4/23)  
 TD: \*1 at Tenn. Tech (11/4/23)

**#1 WR JAYDEN GIBSON**

| YEAR          | G-GS        | REC       | YDS        | AVG         | TD       | LONG      |
|---------------|-------------|-----------|------------|-------------|----------|-----------|
| 2022          | 9-0         | 1         | 12         | 12.0        | 0        | 12        |
| 2023          | 13-1        | 14        | 375        | 26.8        | 5        | 59        |
| <b>Career</b> | <b>22-1</b> | <b>15</b> | <b>387</b> | <b>25.8</b> | <b>5</b> | <b>59</b> |

**CAREER HIGHS**

Rec: 2 (5x) MR: vs. TCU (11/24/23)  
 Yards: 82 at BYU (11/18/23)  
 TDs: 1 (5x) vs. TCU (11/24/23)

**#56 DL GRACEN HALTON**

| YEAR          | G-GS        | UT        | AT TOT    | TFL       | SACKS         | INT           | FF         | FR       | PB         | QBH      |
|---------------|-------------|-----------|-----------|-----------|---------------|---------------|------------|----------|------------|----------|
| 2022          | 10-0        | 2         | 8         | 10        | 1.0-3         | 0.0-0         | 0-0        | 0        | 0          | 0        |
| 2023          | 11-0        | 5         | 6         | 11        | 3.5-9         | 0.0-0         | 0-0        | 0        | 0          | 1        |
| 2024          | 6-1         | 9         | 2         | 11        | 3.5-25        | 2.5-20        | 0-0        | 1        | 1-0        | 0        |
| <b>Career</b> | <b>27-1</b> | <b>16</b> | <b>16</b> | <b>32</b> | <b>8.0-37</b> | <b>2.5-20</b> | <b>0-0</b> | <b>1</b> | <b>1-0</b> | <b>0</b> |

**CAREER HIGHS**

Tackles: 3 (3x) MR: vs. Temple (8/30/24)  
 TFL: 2.0 vs. Houston (9/7/24)  
 Sacks: 1.5 vs. Temple (8/30/24)  
 INT: N/A  
 PBU: N/A

**#14 DB JAYDAN HARDY**

| YEAR          | G-GS       | UT       | AT TOT   | TFL      | SACKS        | INT          | FF          | FR       | PB       | QBH      |
|---------------|------------|----------|----------|----------|--------------|--------------|-------------|----------|----------|----------|
| 2024          | 6-0        | 1        | 1        | 2        | 0.0-0        | 0.0-0        | 1-26        | 0        | 0        | 0        |
| <b>Career</b> | <b>6-0</b> | <b>2</b> | <b>1</b> | <b>2</b> | <b>0.0-0</b> | <b>0.0-0</b> | <b>1-26</b> | <b>0</b> | <b>0</b> | <b>0</b> |

**CAREER HIGHS**

Tackles: 1 (2x) MR: vs. Tennessee (9/21/24)  
 TFL: N/A  
 Sacks: N/A  
 INT: 1 vs. Temple (8/30/24)  
 PBU: N/A

**#9 QB MICHAEL HAWKINS JR.**

| YEAR          | G-GS       | C-A          | PCT         | YDS        | AVG/G        | TD       | INT      | LG        |
|---------------|------------|--------------|-------------|------------|--------------|----------|----------|-----------|
| 2024          | 4-2        | 42-67        | 62.7        | 458        | 114.5        | 1        | 0        | 60        |
| <b>Career</b> | <b>4-2</b> | <b>42-67</b> | <b>62.7</b> | <b>458</b> | <b>114.5</b> | <b>1</b> | <b>0</b> | <b>60</b> |

**CAREER HIGHS**

Comp: 19 vs. Texas (10/12/24)  
 Att: 30 vs. Texas (10/12/24)  
 Pass Yds: 161 at Auburn (9/28/24)  
 Pass TDs: 1 vs. Tennessee (9/21/24)  
 Rush: 20 vs. Texas (10/12/24)  
 Rush Yds: 69 at Auburn (9/28/24)  
 Rush TDs: 1 at Auburn (9/28/24)

**#38 LB OWEN HEINECKE**

| YEAR          | G-GS         | UT       | AT TOT   | TFL      | SACKS        | INT          | FF         | FR       | PB       | QBH      |
|---------------|--------------|----------|----------|----------|--------------|--------------|------------|----------|----------|----------|
| 2022          | DID NOT PLAY |          |          |          |              |              |            |          |          |          |
| 2023          | 13-0         | 1        | 3        | 4        | 0.0-0        | 0.0-0        | 0-0        | 0        | 0        | 0        |
| 2024          | 6-0          | 3        | 0        | 3        | 0.0-0        | 0.0-0        | 0-0        | 0        | 0        | 0        |
| <b>Career</b> | <b>19-0</b>  | <b>4</b> | <b>3</b> | <b>7</b> | <b>0.0-0</b> | <b>0.0-0</b> | <b>0-0</b> | <b>0</b> | <b>0</b> | <b>0</b> |

**CAREER HIGHS**

Tackles: 2 vs. Temple (8/30/24)  
 TFL: N/A  
 Sacks: N/A  
 INT: N/A  
 PBU: N/A

**#18 TE KADEN HELMS**

| YEAR          | G-GS                       | REC      | YDS      | AVG        | TD       | LONG     |
|---------------|----------------------------|----------|----------|------------|----------|----------|
| 2022          | 3-0                        | 1        | 4        | 4.0        | 0        | 4        |
| 2023          | DID NOT PLAY DUE TO INJURY |          |          |            |          |          |
| 2024          | 2-0                        | 0        | 0        | —          | 0        | —        |
| <b>Career</b> | <b>5-0</b>                 | <b>1</b> | <b>4</b> | <b>4.0</b> | <b>0</b> | <b>4</b> |

**CAREER HIGHS**

Rec: 1 at Nebraska (9/17/22)  
 Yards: 4 at Nebraska (9/17/22)  
 TDs: N/A

**#13 WR J.J. HESTER (\*AT MISSOURI)**

| YEAR          | G-GS        | REC       | YDS        | AVG         | TD       | LONG      |
|---------------|-------------|-----------|------------|-------------|----------|-----------|
| 2020*         | REDSHIRTED  |           |            |             |          |           |
| 2021*         | 13-1        | 12        | 225        | 18.5        | 2        | 65        |
| 2022          | 3-0         | 1         | 13         | 13.0        | 0        | 13        |
| 2023          | 6-0         | 0         | 0          | —           | 0        | 0         |
| 2024          | 6-2         | 4         | 90         | 22.5        | 0        | 60        |
| <b>Career</b> | <b>28-2</b> | <b>17</b> | <b>328</b> | <b>19.3</b> | <b>2</b> | <b>65</b> |

**CAREER HIGHS**

Rec: \*3 (2x\* [1x]) MR: at Auburn (9/28/24)  
 Yards: 86 at Auburn (9/28/24)  
 TDs: 1\* (2x\*) MR: vs. North Texas (10/9/21)

**#0 RB KALIB HICKS**

| YEAR          | G-GS       | RUSH     | YDS       | AVG        | TD       | LONG     |
|---------------|------------|----------|-----------|------------|----------|----------|
| 2023          | 4-0        | 3        | 14        | 4.7        | 1        | 9        |
| 2024          | 3-0        | 0        | 0         | —          | 0        | —        |
| <b>Career</b> | <b>7-0</b> | <b>3</b> | <b>14</b> | <b>4.7</b> | <b>1</b> | <b>9</b> |

**CAREER HIGHS**

Rush: 3 vs. Arkansas State (9/2/23)  
 Yards: 14 vs. Arkansas State (9/2/23)  
 TDs: 1 vs. Arkansas State (9/2/23)

**#65 DL JAYDEN JACKSON**

| YEAR          | G-GS       | UT       | AT TOT   | TFL       | SACKS        | INT          | FF         | FR       | PB       | QBH      |
|---------------|------------|----------|----------|-----------|--------------|--------------|------------|----------|----------|----------|
| 2024          | 6-4        | 3        | 9        | 12        | 0.0-0        | 0.0-0        | 0-0        | 0        | 0        | 0        |
| <b>Career</b> | <b>6-4</b> | <b>3</b> | <b>9</b> | <b>12</b> | <b>0.0-0</b> | <b>0.0-0</b> | <b>1-0</b> | <b>0</b> | <b>0</b> | <b>0</b> |

**CAREER HIGHS**

Tackles: 5 vs. Texas (10/12/24)  
 TFL: N/A  
 Sacks: N/A  
 INT: N/A  
 PBU: N/A

**#19 DB JACOBE JOHNSON**

| YEAR          | G-GS        | UT        | AT TOT   | TFL       | SACKS        | INT          | FF         | FR       | PB       | QBH      |
|---------------|-------------|-----------|----------|-----------|--------------|--------------|------------|----------|----------|----------|
| 2023          | 13-0        | 5         | 3        | 8         | 0.5-1        | 0.0-0        | 1-0        | 0        | 0        | 0        |
| 2024          | 6-0         | 6         | 1        | 7         | 0.0-0        | 0.0-0        | 0-0        | 0        | 0        | 0        |
| <b>Career</b> | <b>19-0</b> | <b>11</b> | <b>4</b> | <b>15</b> | <b>0.5-1</b> | <b>0.0-0</b> | <b>1-0</b> | <b>0</b> | <b>0</b> | <b>0</b> |

**CAREER HIGHS**

Tackles: 4 vs. Temple (8/30/24)  
 TFL: N/A  
 Sacks: N/A  
 INT: 1 vs. West Virginia (11/11/23)  
 PBU: N/A

**#12 DB DEVON JORDAN**

| YEAR          | G-GS       | UT       | AT TOT   | TFL      | SACKS        | INT          | FF         | FR       | PB       | QBH      |
|---------------|------------|----------|----------|----------|--------------|--------------|------------|----------|----------|----------|
| 2024          | 5-0        | 0        | 0        | 0        | 0.0-0        | 0.0-0        | 0-0        | 0        | 0        | 0        |
| <b>Career</b> | <b>5-0</b> | <b>0</b> | <b>0</b> | <b>0</b> | <b>0.0-0</b> | <b>0.0-0</b> | <b>0-0</b> | <b>0</b> | <b>0</b> | <b>0</b> |

| YEAR          | KR       | YDS       | AVG         | TD       | LG        |
|---------------|----------|-----------|-------------|----------|-----------|
| 2024          | 1        | 12        | 12.0        | 0        | 12        |
| <b>Career</b> | <b>1</b> | <b>12</b> | <b>12.0</b> | <b>0</b> | <b>12</b> |

**CAREER HIGHS**

Tackles: N/A  
 TFL: N/A  
 Sacks: N/A  
 INT: N/A  
 PBU: N/A

**#7 LB JAREN KANAK**

| YEAR          | G-GS        | UT        | AT TOT    | TFL       | SACKS         | INT          | FF         | FR       | PB       | QBH      |
|---------------|-------------|-----------|-----------|-----------|---------------|--------------|------------|----------|----------|----------|
| 2022          | 13-0        | 7         | 17        | 24        | 1.0-2         | 0.0-0        | 0-0        | 1        | 1        | 0        |
| 2023          | 13-9        | 27        | 35        | 62        | 6.0-19        | 2.0-7        | 0-0        | 1        | 0        | 2        |
| 2024          | 6-0         | 0         | 7         | 7         | 0.0-0         | 0.0-0        | 0-0        | 1        | 1        | 2        |
| <b>Career</b> | <b>32-9</b> | <b>34</b> | <b>59</b> | <b>93</b> | <b>7.0-21</b> | <b>2.0-7</b> | <b>0-0</b> | <b>2</b> | <b>2</b> | <b>2</b> |

**CAREER HIGHS**

Tackles: 13 vs. Texas (10/7/23)  
 TFL: 2.0 at Tulsa (9/16/23)  
 Sacks: 1.0 (2x) MR: vs. Texas (10/7/23)  
 INT: N/A  
 PBU: 2 vs. SMU (9/9/23)

**#7 WR ZION KEARNEY**

| YEAR | G-GS | REC |
|------|------|-----|
|------|------|-----|



**#98 K TYLER KELTNER (\*AT ETSU; \*AT FLA. STATE)**

| YEAR          | GP-GS       | FGM-FGA      | PCT         | BLK      | LONG      | PAT            | PCT         |
|---------------|-------------|--------------|-------------|----------|-----------|----------------|-------------|
| 2019*         | 12-0        | 14-18        | .778        | 2        | 48        | 27-27          | 100.0       |
| 2020*         | 6-0         | 7-10         | .700        | 0        | 54        | 15-15          | 100.0       |
| 2021*         | 13-0        | 18-23        | .783        | 0        | 51        | 51-51          | 100.0       |
| 2022*         | 11-0        | 17-23        | .739        | 0        | 49        | 38-38          | 100.0       |
| 2023*         | 1-0         | 0-0          | —           | —        | —         | 1-1            | 100.0       |
| 2024          | 5-0         | 7-9          | .777        | —        | 50        | 12-13          | 100.0       |
| <b>Career</b> | <b>48-0</b> | <b>63-83</b> | <b>75.9</b> | <b>2</b> | <b>54</b> | <b>144-145</b> | <b>99.3</b> |

**CAREER HIGHS**

Field Goals Made:                 ^4 at Mercer (10/15/22)  
 PAT Made:                             ^8 at W. Carolina (11/13/21)  
 Long:                                     ^54 vs. W. Carolina (3/27/21)

**#80 DL BERGIN KY SAR**

| YEAR          | G-GS       | UT       | AT       | TOT      | TFL          | SACKS        | INT      | FF       | FR       | PB       | QBH      |
|---------------|------------|----------|----------|----------|--------------|--------------|----------|----------|----------|----------|----------|
| 2024          | 1-0        | 1        | 0        | 1        | 0.0-0        | 0.0-0        | 0        | 0        | 0        | 0        | 0        |
| <b>Career</b> | <b>1-0</b> | <b>1</b> | <b>0</b> | <b>1</b> | <b>0.0-0</b> | <b>0.0-0</b> | <b>0</b> | <b>0</b> | <b>0</b> | <b>0</b> | <b>0</b> |

**CAREER HIGHS**

Tackles:                                 1 vs. Temple (8/30/24)  
 TFL:                                     N/A  
 Sacks:                                 N/A  
 INT:                                     N/A  
 PBU:                                    N/A

**#10 LB KIP LEWIS**

| YEAR          | G-GS        | UT        | AT        | TOT       | TFL           | SACKS        | INT         | FF       | FR       | PB       | QBH      |
|---------------|-------------|-----------|-----------|-----------|---------------|--------------|-------------|----------|----------|----------|----------|
| 2022          | 5-0         | 1         | 1         | 2         | 0.5-2         | 0.0-0        | 0-0         | 0        | 0        | 0        | 0        |
| 2023          | 13-5        | 38        | 28        | 66        | 3.5-11        | 1.0-7        | 0-0         | 0        | 1        | 0        | 1        |
| 2024          | 6-5         | 16        | 11        | 27        | 2.5-3         | 0.0-0        | 1-63        | 0        | 0        | 0        | 0        |
| <b>Career</b> | <b>24-9</b> | <b>55</b> | <b>40</b> | <b>95</b> | <b>6.5-16</b> | <b>1.0-7</b> | <b>1-63</b> | <b>0</b> | <b>1</b> | <b>0</b> | <b>1</b> |

**CAREER HIGHS**

Tackles:                                 15 at Okla. State (11/4/23)  
 TFL:                                     2.0 vs. Arizona (12/28/23)  
 Sacks:                                 1.0 vs. Arizona (12/28/23)  
 INT:                                     1 at Auburn (9/28/24)  
 PBU:                                    N/A

**#31 P ASHTON LOGAN (\*AT COLORADO)**

| YEAR          | GP-GS      | PUNTS-YDS     | AVG         | LONG      | TB       | FC       | I20      | 50+      | BLK      |  |
|---------------|------------|---------------|-------------|-----------|----------|----------|----------|----------|----------|--|
| 2022*         | 3-0        | 17-690        | 40.6        | 55        | 1        | 6        | 4        | 2        | 0        |  |
| 2023          |            | DID NOT PLAY  |             |           |          |          |          |          |          |  |
| <b>Career</b> | <b>3-0</b> | <b>17-690</b> | <b>40.6</b> | <b>55</b> | <b>1</b> | <b>6</b> | <b>4</b> | <b>2</b> | <b>0</b> |  |

**CAREER HIGHS**

Punts:                                     \*7 at Air Force (9/10/22)  
 Average (min. 3):                 \*43.2 (4 punts) vs. TCU (9/2/22)  
 Long:                                     \*55 at Air Force (9/10/22)

**#48 DB JOCELYN MALASKA (\*AT UTAH)**

| YEAR          | G-GS       | UT       | AT       | TOT      | TFL          | SACKS        | INT        | FF       | FR       | PB       | QBH      |
|---------------|------------|----------|----------|----------|--------------|--------------|------------|----------|----------|----------|----------|
| 2022*         | 3-0        | 0        | 0        | 0        | 0.0-0        | 0.0-0        | 0-0        | 0        | 0        | 0        | 0        |
| 2023*         | 5-0        | 0        | 0        | 0        | 0.0-0        | 0.0-0        | 0-0        | 0        | 0        | 0        | 0        |
| 2024          | 1-0        | 0        | 0        | 0        | 0.0-0        | 0.0-0        | 0-0        | 0        | 0        | 0        | 0        |
| <b>Career</b> | <b>9-0</b> | <b>0</b> | <b>0</b> | <b>0</b> | <b>0.0-0</b> | <b>0.0-0</b> | <b>0-0</b> | <b>0</b> | <b>0</b> | <b>0</b> | <b>0</b> |

**CAREER HIGHS**

Tackles:                                 N/A  
 TFL:                                     N/A  
 Sacks:                                 N/A  
 INT:                                     N/A  
 PBU:                                    N/A

**#4 DB DEZ MALONE (\*AT SAN DIEGO STATE)**

| YEAR          | G-GS         | UT        | AT        | TOT        | TFL           | SACKS         | INT        | FF       | FR       | PB        | QBH      |
|---------------|--------------|-----------|-----------|------------|---------------|---------------|------------|----------|----------|-----------|----------|
| 2020*         | 2-0          | 0         | 0         | 0          | 0.0-0         | 0.0-0         | 0-0        | 0        | 0        | 0         | 0        |
| 2021*         | 8-0          | 0         | 0         | 0          | 0.0-0         | 0.0-0         | 0-0        | 0        | 0        | 0         | 0        |
| 2022*         | 13-11        | 34        | 9         | 43         | 1.0-1         | 0.0-0         | 3-0        | 0        | 0        | 5         | 1        |
| 2023*         | 12-12        | 33        | 14        | 47         | 2.0-15        | 1.0-10        | 1-0        | 1        | 0        | 7         | 1        |
| 2024          | 6-4          | 9         | 3         | 12         | 1.0-2         | 0.0-0         | 0-0        | 0        | 0        | 2         | 0        |
| <b>Career</b> | <b>40-27</b> | <b>76</b> | <b>26</b> | <b>102</b> | <b>4.0-18</b> | <b>1.0-10</b> | <b>4-0</b> | <b>1</b> | <b>0</b> | <b>14</b> | <b>2</b> |

**CAREER HIGHS**

Tackles:                                 \*6 (3x) MR: at Air Force (9/30/23)  
 TFL:                                     1.0 (3x) MR: vs. Tulane (9/14/24)  
 Sacks:                                 \*1.0 vs. Nevada (1/21/23)  
 INT:                                     \*1 (4x) MR: vs. Idaho State (9/2/23)  
 PBU:                                    \*4 vs. Idaho State (9/2/23)

**#1 LB DASAN McCULLOUGH (\*AT INDIANA)**

| YEAR          | G-GS         | UT        | AT        | TOT       | TFL            | SACKS         | INT      | FF       | FR       | PB       | QBH      |
|---------------|--------------|-----------|-----------|-----------|----------------|---------------|----------|----------|----------|----------|----------|
| 2022*         | 12-4         | 32        | 17        | 49        | 6.5-38         | 4.0-33        | 0        | 0        | 0        | 3        | 3        |
| 2023          | 10-7         | 15        | 15        | 30        | 3.5-4          | 0.0-0         | 0        | 0        | 0        | 3        | 3        |
| 2024          | 1-0          | 1         | 0         | 1         | 0.0-0          | 0.0-0         | 0        | 0        | 0        | 0        | 0        |
| <b>Career</b> | <b>23-11</b> | <b>48</b> | <b>32</b> | <b>80</b> | <b>10.0-42</b> | <b>4.0-33</b> | <b>0</b> | <b>0</b> | <b>0</b> | <b>6</b> | <b>6</b> |

**CAREER HIGHS**

Tackles:                                 \*8 at Rutgers (10/22/22)  
 TFL:                                     \*2.0 vs. Idaho (9/10/22)  
 Sacks:                                 \*2.0 vs. Idaho (9/10/22)  
 INT:                                     N/A  
 PBU:                                    \*2 vs. Maryland (10/15/22)

**#86 TE KA DE McINTYRE**

| YEAR          | G-GS       | REC      | YDS       | AVG         | TD       | LONG      |
|---------------|------------|----------|-----------|-------------|----------|-----------|
| 2023          | 2-0        | 1        | 26        | 26.0        | 0        | 26        |
| 2024          | 3-0        | 0        | 0         | —           | 0        | —         |
| <b>Career</b> | <b>5-0</b> | <b>1</b> | <b>26</b> | <b>26.0</b> | <b>0</b> | <b>26</b> |

**CAREER HIGHS**

Rec:                                     1 vs. Arkansas State (9/2/23)  
 Yards:                                 26 vs. Arkansas State (9/2/23)  
 TDs:                                    N/A

**#11 LB KOBIE MCKINZIE**

| YEAR          | G-GS        | UT        | AT        | TOT       | TFL          | SACKS        | INT        | FF       | FR       | PB       | QBH      |
|---------------|-------------|-----------|-----------|-----------|--------------|--------------|------------|----------|----------|----------|----------|
| 2022          | 4-0         | 0         | 0         | 0         | 0.0-0        | 0.0-0        | 0-0        | 0        | 0        | 0        | 0        |
| 2023          | 13-0        | 12        | 10        | 22        | 1.0-2        | 0.0-0        | 0-0        | 0        | 0        | 3        | 1        |
| 2024          | 6-1         | 7         | 8         | 15        | 2.0-7        | 1.0-6        | 0-0        | 0        | 0        | 1        | 0        |
| <b>Career</b> | <b>23-1</b> | <b>19</b> | <b>18</b> | <b>37</b> | <b>3.0-9</b> | <b>1.0-6</b> | <b>0-0</b> | <b>0</b> | <b>0</b> | <b>4</b> | <b>1</b> |

**CAREER HIGHS**

Tackles:                                 7 at Okla. State (11/4/23)  
 TFL:                                     1.0 (3x) MR: at Auburn (9/28/24)  
 Sacks:                                 1.0 at Auburn (9/28/24)  
 INT:                                     N/A  
 PBU:                                    1 (4x) MR: at Auburn (9/28/24)

**#23 RB EMEKA MEGWA (\*AT WASHINGTON)**

| YEAR          | G-GS       | RUSH                      | YDS      | AVG        | TD       | LONG     |
|---------------|------------|---------------------------|----------|------------|----------|----------|
| 2021*         |            | REDSHIRTED — DID NOT PLAY |          |            |          |          |
| 2022          |            | DID NOT PLAY              |          |            |          |          |
| 2023          | 2-0        | 1                         | 6        | 6.0        | 0        | 6        |
| <b>Career</b> | <b>2-0</b> | <b>1</b>                  | <b>6</b> | <b>6.0</b> | <b>0</b> | <b>6</b> |

**CAREER HIGHS**

Rush:                                     1 vs. TCU (11/24/23)  
 Yards:                                 6 vs. TCU (11/24/23)  
 TDs:                                    N/A

**#47 LB JAMES NESTA**

| YEAR          | G-GS       | UT       | AT       | TOT      | TFL          | SACKS        | INT        | FF       | FR       | PB       | QBH      |
|---------------|------------|----------|----------|----------|--------------|--------------|------------|----------|----------|----------|----------|
| 2024          | 1-0        | 1        | 1        | 2        | 0.0-0        | 0.0-0        | 0-0        | 0        | 0        | 0        | 0        |
| <b>Career</b> | <b>1-0</b> | <b>1</b> | <b>1</b> | <b>2</b> | <b>0.0-0</b> | <b>0.0-0</b> | <b>0-0</b> | <b>0</b> | <b>0</b> | <b>0</b> | <b>0</b> |

**CAREER HIGHS**

Tackles:                                 2 vs. Temple (8/30/24)  
 TFL:                                     N/A  
 Sacks:                                 N/A  
 INT:                                     N/A  
 PBU:                                    N/A

**#21 DB JEREMIAH NEWCOMBE**

| YEAR          | G-GS       | UT       | AT       | TOT      | TFL          | SACKS        | INT        | FF       | FR       | PB       | QBH      |
|---------------|------------|----------|----------|----------|--------------|--------------|------------|----------|----------|----------|----------|
| 2024          | 1-0        | 0        | 1        | 1        | 0.0-0        | 0.0-0        | 0-0        | 0        | 0        | 0        | 0        |
| <b>Career</b> | <b>1-0</b> | <b>0</b> | <b>1</b> | <b>1</b> | <b>0.0-0</b> | <b>0.0-0</b> | <b>0-0</b> | <b>0</b> | <b>0</b> | <b>0</b> | <b>0</b> |

**CAREER HIGHS**

Tackles:                                 1 vs. Temple (8/30/24)  
 TFL:                                     N/A  
 Sacks:                                 N/A  
 INT:                                     N/A  
 PBU:                                    N/A

**#24 LB SAMMY OMSIGHO**

| YEAR          | G-GS        | UT        | AT        | TOT       | TFL          | SACKS        | INT        | FF       | FR       | PB       | QBH      |
|---------------|-------------|-----------|-----------|-----------|--------------|--------------|------------|----------|----------|----------|----------|
| 2023          | 10-0        | 3         | 4         | 7         | 0.5-0        | 0.0-0        | 0-0        | 0        | 0        | 0        | 0        |
| 2024          | 6-2         | 10        | 9         | 19        | 3.5-7        | 0.0-0        | 0-0        | 0        | 0        | 0        | 2        |
| <b>Career</b> | <b>16-2</b> | <b>13</b> | <b>13</b> | <b>26</b> | <b>4.0-7</b> | <b>0.0-0</b> | <b>0-0</b> | <b>0</b> | <b>0</b> | <b>0</b> | <b>2</b> |

**CAREER HIGHS**

Tackles:                                 5 vs. Houston (9/7/24)  
 TFL:                                     2.0 vs. Houston (9/7/24)  
 Sacks:                                 N/A  
 INT:                                     N/A  
 PBU:                                    N/A

**#17 WR JAQUAIZE PETTAWAY**

| YEAR          | G-GS        | REC       | YDS        | AVG        | TD       | LONG      |
|---------------|-------------|-----------|------------|------------|----------|-----------|
| 2023          | 9-0         | 11        | 70         | 6.4        | 0        | 13        |
| 2024          | 6-1         | 5         | 87         | 17.4       | 0        | 46        |
| <b>Career</b> | <b>15-1</b> | <b>16</b> | <b>157</b> | <b>9.8</b> | <b>0</b> | <b>46</b> |

**CAREER HIGHS**

Rec:                                     9 vs. Arkansas State (9/2/23)  
 Yards:                                 56 vs. Arkansas State (9/2/23)  
 TDs:                                    N/A  
 Rush:                                     1 at Tulsa (9/16/23)  
 Yards:                                 10 at Tulsa (9/16/23)  
 TDs:                                    N/A

**CAREER HIGHS**

Rec:                                     9 vs. Arkansas State (9/2/23)  
 Yards:                                 56 vs. Arkansas State (9/2/23)  
 TDs:                                    N/A  
 Rush:                                     1 at Tulsa (9/16/23)  
 Yards:                                 10 at Tulsa (9/16/23)  
 TDs:                                    N/A

**#36 P JOSH PLASTER**

| YEAR          | GP-GS       | PUNTS-YDS     | AVG         | LONG      | TB       | FC       | I20      | 50+      | BLK      |
|---------------|-------------|---------------|-------------|-----------|----------|----------|----------|----------|----------|
| 2023          | 12-0        | 14-564        | 40.3        | 50        | 0        | 4        | 5        | 2        | 0        |
| 2024          | 6-0         | 0-0           | —           | —         | —        | —        | —        | —        | —        |
| <b>Career</b> | <b>18-0</b> | <b>14-564</b> | <b>40.3</b> | <b>50</b> | <b>0</b> | <b>4</b> | <b>5</b> | <b>2</b> | <b>0</b> |

**CAREER HIGHS**

Punts:                                     6 at Cincinnati (9/23/23)  
 Average (min. 3):                 42.7 (3 punts) vs. SMU (9/9/23)  
 Long:                                     50 vs. Arkansas State (9/2/23)

**#13 DB REGGIE POWERS III**

| YEAR          | G-GS       | UT       | AT       | TOT      | TFL          | SACKS        | INT        | FF       | FR       | PB       | QBH      |
|---------------|------------|----------|----------|----------|--------------|--------------|------------|----------|----------|----------|----------|
| 2024          | 5-0        | 1        | 0        | 1        | 0.0-0        | 0.0-0        | 0-0        | 0        | 0        | 0        | 0        |
| <b>Career</b> | <b>5-0</b> | <b>1</b> | <b>0</b> | <b>1</b> | <b>0.0-0</b> | <b>0.0-0</b> | <b>0-0</b> | <b>0</b> | <b>0</b> | <b>0</b> | <b>0</b> |

**CAREER HIGHS**

Tackles:                                 1 vs. Texas (10/12/24)  
 TFL:                                     N/A  
 Sacks:                                 N/A  
 INT:                                     N/A  
 PBU:                                    N/A

**#81 WR ZION RAGINS**

| YEAR | G-GS | REC | YDS | AVG  | TD | LONG |
|------|------|-----|-----|------|----|------|
| 2024 | 6-2  | 4   | 44  | 11.0 | 0  |      |

### #21 RB XAVIER ROBINSON

| YEAR          | G-GS       | RUSH       | AVG        | TD       | LG       | REC         | AVG        | TD       | LG       |
|---------------|------------|------------|------------|----------|----------|-------------|------------|----------|----------|
| 2024          | 1-0        | 0-0        | 0.0        | 0        | —        | 2-12        | 6.0        | 0        | 7        |
| <b>Career</b> | <b>1-0</b> | <b>0-0</b> | <b>0.0</b> | <b>0</b> | <b>—</b> | <b>2-12</b> | <b>6.0</b> | <b>0</b> | <b>7</b> |

#### CAREER HIGHS

|        |                         |
|--------|-------------------------|
| Rush:  | N/A                     |
| Yards: | N/A                     |
| TDs:   | N/A                     |
| Rec:   | 2 vs. Texas (10/12/24)  |
| Yards: | 12 vs. Texas (10/12/24) |
| TDs:   | N/A                     |

### #27 DB JAYDEN ROWE

| YEAR          | G-GS       | UT       | AT TOT   | TFL      | SACKS        | INT          | FF         | FR       | PB       | QBH      |
|---------------|------------|----------|----------|----------|--------------|--------------|------------|----------|----------|----------|
| 2022          | 3-0        | 0        | 0        | 0        | 0.0-0        | 0.0-0        | 0-0        | 0        | 0        | 0        |
| 2023          | 1-0        | 0        | 0        | 0        | 0.0-0        | 0.0-0        | 0-0        | 0        | 0        | 0        |
| 2024          | 3-0        | 0        | 0        | 0        | 0.0-0        | 0.0-0        | 0-0        | 0        | 0        | 0        |
| <b>Career</b> | <b>7-0</b> | <b>0</b> | <b>0</b> | <b>0</b> | <b>0.0-0</b> | <b>0.0-0</b> | <b>0-0</b> | <b>0</b> | <b>0</b> | <b>0</b> |

#### CAREER HIGHS

|          |     |
|----------|-----|
| Tackles: | N/A |
| TFL:     | N/A |
| Sacks:   | N/A |
| INT:     | N/A |
| PBU:     | N/A |

### #55 DL ASHTON SANDERS

| YEAR          | G-GS       | UT       | AT TOT   | TFL      | SACKS        | INT          | FF       | FR       | PB       | QBH      |
|---------------|------------|----------|----------|----------|--------------|--------------|----------|----------|----------|----------|
| 2023          | 3-0        | 0        | 1        | 1        | 0.5-1        | 0.0-0        | 0-0      | 0        | 0        | 0        |
| 2024          | 6-0        | 0        | 1        | 1        | 0.5-3        | 0.5-3        | 0-0      | 0        | 0        | 0        |
| <b>Career</b> | <b>9-0</b> | <b>0</b> | <b>2</b> | <b>2</b> | <b>1.0-4</b> | <b>0.5-3</b> | <b>0</b> | <b>0</b> | <b>0</b> | <b>0</b> |

#### CAREER HIGHS

|          |                                 |
|----------|---------------------------------|
| Tackles: | 1 (2x) MR: vs. Temple (8/30/24) |
| TFL:     | 0.5 vs. Temple (8/30/24)        |
| Sacks:   | 0.5 vs. Temple (8/30/24)        |
| INT:     | N/A                             |
| PBU:     | N/A                             |

### #27 RB GAVIN SAWCHUK

| YEAR          | G-GS         | RUSH       | YDS        | AVG        | TD        | LONG      |
|---------------|--------------|------------|------------|------------|-----------|-----------|
| 2022          | 2-0          | 17         | 105        | 6.2        | 1         | 25        |
| 2023          | 12-7         | 120        | 744        | 6.2        | 9         | 64        |
| 2024          | 6-3          | 20         | 42         | 2.1        | 0         | 7         |
| <b>Career</b> | <b>20-10</b> | <b>157</b> | <b>891</b> | <b>5.7</b> | <b>10</b> | <b>64</b> |

| YEAR          | REC       | YDS        | AVG        | TD       | LG        |
|---------------|-----------|------------|------------|----------|-----------|
| 2022          | 1         | 8          | 8.0        | 0        | 8         |
| 2023          | 14        | 94         | 6.7        | 0        | 20        |
| 2024          | 3         | 17         | 5.6        | 0        | 7         |
| <b>Career</b> | <b>18</b> | <b>119</b> | <b>6.6</b> | <b>0</b> | <b>20</b> |

#### CAREER HIGHS

|        |                                  |
|--------|----------------------------------|
| Rush:  | 22 (2x) MR: vs. TCU (11/24/23)   |
| Yards: | 135 vs. West Virginia (11/11/23) |
| TDs:   | 3 vs. TCU (11/24/23)             |
| Rec:   | 3 vs. Arizona (12/28/23)         |
| Yards: | 42 vs. Arizona (12/28/23)        |
| TDs:   | N/A                              |

### #34 K ZACH SCHMIT

| YEAR          | GP-GS       | FGM-FGA      | PCT         | BLK      | LONG      | PAT            | PCT          |
|---------------|-------------|--------------|-------------|----------|-----------|----------------|--------------|
| 2020          | 2-0         | 0-0          | —           | —        | —         | 0-0            | —            |
| 2021          | 4-0         | 1-1          | 100.0       | 0        | 46        | 4-4            | 100.0        |
| 2022          | 13-0        | 12-18        | 66.7        | 0        | 44        | 53-53          | 100.0        |
| 2023          | 13-0        | 15-21        | 71.4        | 0        | 46        | 67-67          | 100.0        |
| 2024          | 6-0         | 2-2          | 100.0       | 0        | 39        | 1-1            | 100.0        |
| <b>Career</b> | <b>38-0</b> | <b>30-41</b> | <b>73.2</b> | <b>0</b> | <b>46</b> | <b>125-125</b> | <b>100.0</b> |

#### CAREER HIGHS

|                   |                                      |
|-------------------|--------------------------------------|
| Field Goals Made: | 2 (8x) MR: at Auburn (9/28/24)       |
| PAT Made:         | 8 vs. Arkansas State (9/2/23)        |
| Long:             | 46 (2x) MR: vs. Iowa State (9/30/23) |

### #96 DL DAVON SEARS (\*AT TEXAS STATE)

| YEAR          | G-GS                      | UT       | AT TOT   | TFL       | SACKS         | INT          | FF       | FR       | PB       | QBH      |
|---------------|---------------------------|----------|----------|-----------|---------------|--------------|----------|----------|----------|----------|
| 2021*         | REDSHIRTED — DID NOT PLAY |          |          |           |               |              |          |          |          |          |
| 2022*         | 12-0                      | 8        | 7        | 15        | 3.5-15        | 1.0-7        | 0        | 0        | 2        | 1        |
| 2023          | 3-0                       | 0        | 1        | 1         | 0.5-1         | 0.5-1        | 0        | 0        | 0        | 0        |
| 2024          | 2-0                       | 0        | 1        | 1         | 0.0-0         | 0.0-0        | 0        | 0        | 0        | 0        |
| <b>Career</b> | <b>17-0</b>               | <b>8</b> | <b>9</b> | <b>17</b> | <b>4.0-16</b> | <b>1.5-8</b> | <b>0</b> | <b>0</b> | <b>2</b> | <b>1</b> |

#### CAREER HIGHS

|          |  |
|----------|--|
| Tackles: | *4 (2x) MR: at S. Alabama (11/12/22)   |
| TFL:     | *1.0 (3x) MR: at S. Alabama (11/12/22) |
| Sacks:   | *1.0 vs. FIU (9/10/22)                 |
| INT:     | N/A                                    |
| PBU:     | *1 (2x) MR: at James Madison (10/1/22) |

### #10 TE BAUER SHARP (\*AT SE LOUISIANA)

| YEAR          | G-GS         | REC       | YDS        | AVG        | TD       | LONG      |
|---------------|--------------|-----------|------------|------------|----------|-----------|
| 2021*         | 1-0          | 0         | 0          | 0.0        | 0        | —         |
| 2022*         | 13-2         | 11        | 78         | 7.1        | 1        | 24        |
| 2023*         | 11-8         | 29        | 288        | 9.9        | 3        | 33        |
| 2024          | 6-6          | 21        | 180        | 8.6        | 1        | 35        |
| <b>Career</b> | <b>31-16</b> | <b>61</b> | <b>546</b> | <b>8.9</b> | <b>5</b> | <b>35</b> |

| YEAR          | RUSH      | YDS        | AVG        | TD       | LG        |
|---------------|-----------|------------|------------|----------|-----------|
| 2021*         | 0         | 0          | 0.0        | 0        | —         |
| 2022*         | 10        | 83         | 8.3        | 0        | 55        |
| 2023*         | 25        | 133        | 5.3        | 5        | 30        |
| 2024          | 0         | 0          | —          | 0        | —         |
| <b>Career</b> | <b>35</b> | <b>216</b> | <b>6.2</b> | <b>5</b> | <b>55</b> |

#### CAREER HIGHS

|        |   |
|--------|---|
| Rec:   | 5 (2x) MR: vs. Temple (8/30/24)         |
| Yards: | *67 at Northwestern State (10/19/23)    |
| TDs:   | *2 at Eastern Washington (9/16/23)      |
| Rush:  | *4 (4x) MR: at TA&M-Commerce (11/11/23) |
| Yards: | *63 at Jacksonville State (10/22/22)    |
| TDs:   | *2 at Texas A&M-Commerce (11/11/23)     |

### #3 DB ROBERT SPEARS-JENNINGS

| YEAR          | G-GS        | UT        | AT TOT    | TFL       | SACKS         | INT           | FF         | FR       | PB       | QBH      |
|---------------|-------------|-----------|-----------|-----------|---------------|---------------|------------|----------|----------|----------|
| 2022          | 9-0         | 6         | 9         | 15        | 0.5-1         | 0.0-0         | 0-0        | 0        | 0        | 0        |
| 2023          | 12-2        | 20        | 18        | 38        | 1.0-2         | 0.0-0         | 0-0        | 0        | 0        | 1        |
| 2024          | 6-4         | 30        | 11        | 41        | 3.5-19        | 2.0-18        | 1-0        | 3        | 1        | 0        |
| <b>Career</b> | <b>27-6</b> | <b>56</b> | <b>38</b> | <b>94</b> | <b>5.0-21</b> | <b>2.0-18</b> | <b>1-0</b> | <b>3</b> | <b>1</b> | <b>0</b> |

#### CAREER HIGHS

|          |                                  |
|----------|----------------------------------|
| Tackles: | 13 vs. Tennessee (9/21/24)       |
| TFL:     | 1.0 (4x) MR: at Auburn (9/28/24) |
| Sacks:   | 1.0 (2x) MR: at Auburn (9/28/24) |
| INT:     | 1 vs. Houston (9/7/24)           |
| PBU:     | 1 at Okla. State (11/4/23)       |

### #0 DL DAVID STONE

| YEAR          | G-GS       | UT       | AT TOT   | TFL      | SACKS        | INT          | FF         | FR       | PB       | QBH      |
|---------------|------------|----------|----------|----------|--------------|--------------|------------|----------|----------|----------|
| 2024          | 6-0        | 1        | 2        | 3        | 1.0-4        | 0.0-0        | 0-0        | 0        | 0        | 0        |
| <b>Career</b> | <b>6-0</b> | <b>1</b> | <b>2</b> | <b>3</b> | <b>1.0-4</b> | <b>0.0-0</b> | <b>0-0</b> | <b>0</b> | <b>0</b> | <b>0</b> |

#### CAREER HIGHS

|          |                             |
|----------|-----------------------------|
| Tackles: | 2 vs. Temple (8/30/24)      |
| TFL:     | 1.0 vs. Tennessee (9/21/24) |
| Sacks:   | N/A                         |
| INT:     | N/A                         |
| PBU:     | N/A                         |

### #99 DL MARKUS STRONG

| YEAR          | G-GS       | UT       | AT TOT   | TFL      | SACKS        | INT          | FF         | FR       | PB       | QBH      |
|---------------|------------|----------|----------|----------|--------------|--------------|------------|----------|----------|----------|
| 2023          | 1-0        | 1        | 0        | 1        | 0.0-0        | 0.0-0        | 0-0        | 0        | 0        | 0        |
| 2024          | 1-0        | 2        | 0        | 2        | 2.0-7        | 2.0-7        | 0-0        | 0        | 0        | 0        |
| <b>Career</b> | <b>2-0</b> | <b>3</b> | <b>0</b> | <b>3</b> | <b>2.0-7</b> | <b>2.0-7</b> | <b>0-0</b> | <b>0</b> | <b>0</b> | <b>0</b> |

#### CAREER HIGHS

|          |                          |
|----------|--------------------------|
| Tackles: | 2 vs. Temple (8/30/24)   |
| TFL:     | 2.0 vs. Temple (8/30/24) |
| Sacks:   | 2.0 vs. Temple (8/30/24) |
| INT:     | N/A                      |
| PBU:     | N/A                      |

### #28 LB DANNY STUTSMAN

| YEAR          | G-GS         | UT         | AT TOT     | TFL        | SACKS          | INT           | FF          | FR       | PB       | QBH      |
|---------------|--------------|------------|------------|------------|----------------|---------------|-------------|----------|----------|----------|
| 2021          | 10-0         | 21         | 17         | 38         | 1.5-6          | 1.0-6         | 0-0         | 2        | 0        | 0        |
| 2022          | 13-13        | 68         | 57         | 125        | 10.5-33        | 3.0-22        | 2-40        | 0        | 0        | 5        |
| 2023          | 12-12        | 51         | 53         | 104        | 16.0-50        | 3.0-25        | 1-30        | 2        | 1        | 3        |
| 2024          | 6-6          | 24         | 22         | 46         | 3.5-6          | 0.0-0         | 0-0         | 0        | 0        | 1        |
| <b>Career</b> | <b>41-31</b> | <b>124</b> | <b>149</b> | <b>316</b> | <b>31.5-95</b> | <b>7.0-53</b> | <b>3-70</b> | <b>4</b> | <b>1</b> | <b>8</b> |

#### CAREER HIGHS

|          |                                   |
|----------|-----------------------------------|
| Tackles: | 18 at Texas Tech (11/26/22)       |
| TFL:     | 4.0 vs. Kent State (9/10/22)      |
| Sacks:   | 1.0 (7x) MR: at BYU (11/18/23)    |
| INT:     | 1 (3x) MR: at Tulsa (9/16/23)     |
| PBU:     | 1 (4x) MR: vs. Arizona (12/28/23) |

### #8 RB TAYLOR TATUM

| YEAR          | G-GS       | RUSH      | YDS        | AVG        | TD       | LONG      |
|---------------|------------|-----------|------------|------------|----------|-----------|
| 2024          | 5-1        | 20        | 133        | 6.7        | 2        | 35        |
| <b>Career</b> | <b>5-1</b> | <b>20</b> | <b>133</b> | <b>6.7</b> | <b>2</b> | <b>35</b> |

| YEAR          | REC      | YDS       | AVG        | TD       | LG       |
|---------------|----------|-----------|------------|----------|----------|
| 2024          | 2        | 13        | 6.5        | 1        | 9        |
| <b>Career</b> | <b>2</b> | <b>13</b> | <b>6.5</b> | <b>1</b> | <b>9</b> |

#### CAREER HIGHS

|        |                                 |
|--------|---------------------------------|
| Rush:  | 9 vs. Tulane (9/14/24)          |
| Yards: | 69 vs. Temple (8/30/24)         |
| TDs:   | 1 (2x) MR: vs. Tulane (9/14/24) |
| Rec:   | 1 (2x) MR: vs. Texas (10/12/24) |
| Yards: | 9 vs. Tulane (9/14/24)          |
| TD:    | 1 vs. Tulane (9/14/24)          |

### #95 DL DA'JON TERRY (\*AT KANSAS; \*AT TENNESSEE)

| YEAR          | G-GS         | UT        | AT TOT    | TFL       | SACKS          | INT           | FF       | FR       | PB       | QBH      |
|---------------|--------------|-----------|-----------|-----------|----------------|---------------|----------|----------|----------|----------|
| 2019*         | 3-0          | 2         | 0         | 2         | 0.0-0          | 0.0-0         | 0        | 0        | 0        | 0        |
| 2020*         | 8-2          | 11        | 3         | 14        | 2.0-13         | 2.0-13        | 0        | 0        | 0        | 2        |
| 2021*         | 12-0         | 11        | 8         | 19        | 2.5-8          | 1.0-6         | 0        | 0        | 0        | 0        |
| 2022*         | 13-7         | 7         | 9         | 16        | 3.5-15         | 2.0-12        | 0        | 0        | 0        | 3        |
| 2023          | 13-4         | 7         | 11        | 18        | 4.0-11         | 1.0-4         | 0        | 0        | 0        | 1        |
| 2024          | 6-1          | 6         | 7         | 13        | 2.0-4          | 0.5-1         | 0        | 0        | 1        | 0        |
| <b>Career</b> | <b>55-14</b> | <b>44</b> | <b>38</b> | <b>82</b> | <b>15.0-51</b> | <b>6.5-36</b> | <b>0</b> | <b>0</b> | <b>1</b> | <b>6</b> |

#### CAREER HIGHS

|          |                                       |
|----------|---------------------------------------|
| Tackles: | *4 (4x[2x]) MR: vs. Tulane (9/14/24)  |
| TFL:     | *1.5 (2x[1x]) MR: vs. Texas (10/7/23) |
| Sacks:   | *1.0 (4x[1x]) MR: vs. Texas (10/7/23) |
| INT:     | N/A                                   |
| PBU:     | *2 vs. Iowa State (10/31/20)          |

### #32 DL R MASON THOMAS

| YEAR | G-GS | UT | AT TOT | TFL | SACKS  | INT    | FF  | FR | PB  | QBH |
|------|------|----|--------|-----|--------|--------|-----|----|-----|-----|
| 2022 | 10-0 | 4  | 3      | 7   | 1.0-6  | 0.5-5  | 0-0 | 0  | 0   | 1   |
| 2023 | 9-0  | 5  | 4      | 9   | 2.5-14 | 1.0-7  | 0-0 | 0  | 0   | 1   |
| 2024 | 6-4  | 8  | 4      | 12  | 6.5-38 | 5.5-37 | 0-0 | 1  | 1</ |     |

**#16 QB CASEY THOMPSON** (\*AT TEXAS; \*AT NEBRASKA; \*AT FAU)

| YEAR          | G-GS         | C-A                       | PCT         | YDS          | AVG/G        | TD        | INT       | LG        |
|---------------|--------------|---------------------------|-------------|--------------|--------------|-----------|-----------|-----------|
| 2018-         |              | REDSHIRTED — DID NOT PLAY |             |              |              |           |           |           |
| 2019-         | 4-0          | 8-12                      | 66.7        | 84           | 21.0         | 0         | 0         | 37        |
| 2020-         | 3-0          | 12-17                     | 70.6        | 225          | 75.0         | 6         | 0         | 73        |
| 2021-         | 12-10        | 165-261                   | 63.2        | 2,113        | 176.1        | 24        | 9         | 75        |
| 2022*         | 12-10        | 173-274                   | 63.1        | 2,407        | 200.6        | 17        | 10        | 87        |
| 2023*         | 3-3          | 50-79                     | 63.3        | 509          | 169.7        | 5         | 5         | 72        |
| <b>Career</b> | <b>34-23</b> | <b>408-643</b>            | <b>63.5</b> | <b>5,338</b> | <b>157.0</b> | <b>52</b> | <b>24</b> | <b>75</b> |

| YEAR          | RUSH       | YDS                       | AVG        | TD        | LG        |
|---------------|------------|---------------------------|------------|-----------|-----------|
| 2018-         |            | REDSHIRTED — DID NOT PLAY |            |           |           |
| 2019-         | 7          | 15                        | 2.1        | 1         | 9         |
| 2020-         | 8          | 31                        | 3.9        | 0         | 22        |
| 2021-         | 55         | 157                       | 2.9        | 4         | 41        |
| 2022*         | 56         | -21                       | -0.4       | 5         | 31        |
| 2023*         | 10         | 2                         | 0.2        | 0         | 14        |
| <b>Career</b> | <b>136</b> | <b>184</b>                | <b>1.4</b> | <b>10</b> | <b>41</b> |

**CAREER HIGHS**

|           |                                   |
|-----------|-----------------------------------|
| Comp:     | *30 vs. Kansas (11/13/21)         |
| Att:      | *43 vs. Kansas (11/13/21)         |
| Pass Yds: | *388 vs. Oklahoma (10/9/21)       |
| Pass TDs: | -5 vs. Monmouth (9/2/23)          |
| Rush:     | *11 vs. Wisconsin (11/19/22)      |
| Rush Yds: | *44 at Arkansas (9/11/21)         |
| Rush TDs: | *3 vs. Georgia Southern (9/10/22) |

**#8 DB MAKARI VICKERS**

| YEAR          | G-GS        | UT       | AT TOT   | TFL      | SACKS        | INT          | FF         | FR       | PB       | QBH      |          |
|---------------|-------------|----------|----------|----------|--------------|--------------|------------|----------|----------|----------|----------|
| 2023          | 8-0         | 4        | 4        | 8        | 0.0-0        | 0.0-0        | 0-0        | 0        | 0        | 1        | 0        |
| 2024          | 3-0         | 1        | 0        | 1        | 0.0-0        | 0.0-0        | 0-0        | 0        | 0        | 0        | 0        |
| <b>Career</b> | <b>11-0</b> | <b>5</b> | <b>4</b> | <b>9</b> | <b>0.0-0</b> | <b>0.0-0</b> | <b>0-0</b> | <b>0</b> | <b>0</b> | <b>1</b> | <b>0</b> |

**CAREER HIGHS**

|          |                                     |
|----------|-------------------------------------|
| Tackles: | 2 (2x) MR: vs. Iowa State (9/30/23) |
| TFL:     | N/A                                 |
| Sacks:   | N/A                                 |
| INT:     | N/A                                 |
| PBU:     | 1 at Tulsa (9/16/23)                |

**#26 DB KANI WALKER** (\*AT LOUISVILLE)

| YEAR          | G-GS        | UT        | AT TOT    | TFL       | SACKS        | INT          | FF          | FR       | PB       | QBH      |
|---------------|-------------|-----------|-----------|-----------|--------------|--------------|-------------|----------|----------|----------|
| 2021*         | 4-0         | 0         | 0         | 0         | 0.0-0        | 0.0-0        | 0-0         | 0        | 0        | 0        |
| 2022          | 6-0         | 2         | 1         | 3         | 1.5-1        | 0.0-0        | 0-0         | 0        | 0        | 0        |
| 2023          | 10-3        | 13        | 11        | 24        | 0.0-0        | 0.0-0        | 1-0         | 1        | 1        | 4        |
| 2024          | 6-6         | 11        | 5         | 16        | 1.0-1        | 0.0-0        | 1-0         | 0        | 0        | 5        |
| <b>Career</b> | <b>26-9</b> | <b>26</b> | <b>17</b> | <b>43</b> | <b>2.5-2</b> | <b>0.0-0</b> | <b>2-10</b> | <b>1</b> | <b>1</b> | <b>9</b> |

**CAREER HIGHS**

|          |                                    |
|----------|------------------------------------|
| Tackles: | 5 (3x) MR: vs. Tennessee (9/21/24) |
| TFL:     | 1.0 vs. Tennessee (9/21/24)        |
| Sacks:   | N/A                                |
| INT:     | 1 (2x) MR: vs. Temple (8/30/24)    |
| PBU:     | 2 (2x) MR: vs. Tulane (9/14/24)    |

**#5 DB WOODI WASHINGTON**

| YEAR          | G-GS         | UT         | AT TOT    | TFL        | SACKS        | INT          | FF          | FR       | PB       | QBH       |
|---------------|--------------|------------|-----------|------------|--------------|--------------|-------------|----------|----------|-----------|
| 2019          | 4-0          | 5          | 10        | 15         | 0.0-0        | 0.0-0        | 0-0         | 0        | 0        | 0         |
| 2020          | 10-5         | 32         | 13        | 45         | 0.0-0        | 0.0-0        | 2-0         | 0        | 0        | 4         |
| 2021          | 6-5          | 20         | 7         | 27         | 0.0-0        | 0.0-0        | 2-32        | 0        | 0        | 2         |
| 2022          | 13-13        | 42         | 25        | 67         | 1.0-1        | 0.0-0        | 1-0         | 1        | 0        | 6         |
| 2023          | 13-13        | 30         | 18        | 48         | 2.5-5        | 0.0-0        | 0-0         | 0        | 0        | 7         |
| 2024          | 5-2          | 7          | 9         | 16         | 0.0-0        | 0.0-0        | 0-0         | 0        | 0        | 0         |
| <b>Career</b> | <b>51-38</b> | <b>138</b> | <b>82</b> | <b>218</b> | <b>3.5-6</b> | <b>0.0-0</b> | <b>5-32</b> | <b>1</b> | <b>0</b> | <b>19</b> |

**CAREER HIGHS**

|          |                                     |
|----------|-------------------------------------|
| Tackles: | 10 vs. LSU (12/28/19)               |
| TFL:     | 1.0 (2x) MR: vs. Arizona (12/28/23) |
| Sacks:   | N/A                                 |
| INT:     | 2 at Okla. State (11/27/21)         |
| PBU:     | 2 vs. TCU (11/24/23)                |

**#52 DL DAMONIC WILLIAMS** (\*AT TCU)

| YEAR          | G-GS         | UT        | AT TOT    | TFL       | SACKS          | INT           | FF       | FR       | PB       | QBH      |
|---------------|--------------|-----------|-----------|-----------|----------------|---------------|----------|----------|----------|----------|
| 2022*         | 15-15        | 12        | 15        | 27        | 4.5-14         | 1.5-8         | 0        | 1        | 0        | 0        |
| 2023*         | 12-12        | 14        | 19        | 33        | 5.0-23         | 3.0-20        | 0        | 0        | 0        | 2        |
| 2024          | 6-6          | 9         | 7         | 16        | 2.0-6          | 1.0-5         | 0        | 0        | 0        | 1        |
| <b>Career</b> | <b>33-33</b> | <b>35</b> | <b>41</b> | <b>76</b> | <b>11.5-43</b> | <b>5.5-33</b> | <b>0</b> | <b>1</b> | <b>0</b> | <b>3</b> |

**CAREER HIGHS**

|          |                                   |
|----------|-----------------------------------|
| Tackles: | *7 at Texas Tech (11/2/23)        |
| TFL:     | *1.5 vs. Kansas State (10/22/22)  |
| Sacks:   | 1.0 (5x) MR: vs. Houston (9/7/24) |
| INT:     | N/A                               |
| PBU:     | N/A                               |

**#9 DB GENTRY WILLIAMS**

| YEAR          | G-GS         | UT        | AT TOT    | TFL       | SACKS         | INT          | FF          | FR       | PB       | QBH      |
|---------------|--------------|-----------|-----------|-----------|---------------|--------------|-------------|----------|----------|----------|
| 2022          | 12-0         | 3         | 4         | 7         | 0.0-0         | 0.0-0        | 1-0         | 0        | 0        | 0        |
| 2023          | 10-10        | 21        | 9         | 30        | 4.0-17        | 0.0-0        | 3-13        | 0        | 1        | 0        |
| 2024          | 2-0          | 0         | 0         | 0         | 0.0-0         | 0.0-0        | 0-0         | 0        | 0        | 0        |
| <b>Career</b> | <b>24-10</b> | <b>24</b> | <b>13</b> | <b>37</b> | <b>4.0-17</b> | <b>0.0-0</b> | <b>4-13</b> | <b>0</b> | <b>1</b> | <b>0</b> |

**CAREER HIGHS**

|          |                                       |
|----------|---------------------------------------|
| Tackles: | 7 vs. TCU (11/24/23)                  |
| TFL:     | 1.0 (4x) MR: vs. Iowa State (9/30/23) |
| Sacks:   | N/A                                   |
| INT:     | 1 (3x) MR: vs. Iowa State (9/30/23)   |
| PBU:     | 1 vs. UCF (10/21/23)                  |

**#90 DL CAIDEN WOULLARD** (\*AT MIAMI [OH])

| YEAR          | G-GS         | UT        | AT TOT    | TFL       | SACKS           | INT            | FF         | FR       | PB       | QBH      |
|---------------|--------------|-----------|-----------|-----------|-----------------|----------------|------------|----------|----------|----------|
| 2021*         | 11-0         | 2         | 3         | 5         | 0.5-3           | 0.5-3          | 0-0        | 0        | 0        | 1        |
| 2022*         | 13-12        | 14        | 15        | 29        | 5.0-37          | 4.0-31         | 0-0        | 1        | 0        | 3        |
| 2023*         | 14-14        | 19        | 22        | 41        | 12.0-66         | 9.5-58         | 0-0        | 2        | 0        | 1        |
| 2024          | 6-0          | 2         | 3         | 5         | 0.5-1           | 0.0-0          | 0-0        | 0        | 0        | 1        |
| <b>Career</b> | <b>44-26</b> | <b>37</b> | <b>43</b> | <b>79</b> | <b>18.0-107</b> | <b>14.0-92</b> | <b>0-0</b> | <b>3</b> | <b>0</b> | <b>6</b> |

**CAREER HIGHS**

|          |  |
|----------|--|
| Tackles: | *7 at Western Michigan (10/14/23)      |
| TFL:     | *2.0 (2x) MR at W. Michigan (10/14/23) |
| Sacks:   | *2.0 (2x) MR at W. Michigan (10/14/23) |
| INT:     | N/A                                    |
| PBU:     | *1 (5x* [1x]) MR: at Auburn (9/28/24)  |

# THE LAST TIME...

## INDIVIDUAL

### Rushed 30 times

OU: 37, Samaje Perine vs. Oklahoma State (12/3/16)  
Opp.: 33, Ollie Gordon, Oklahoma State (11/4/23)

### Rushed 40 times

OU: 55, Steve Owens at Oklahoma State (11/29/69)  
Opp.: 40, Ricky Williams, Texas (10/11/97)

### Rushed 50 times

OU: 55, Steve Owens at Oklahoma State (11/29/69)  
Opp.: Has not happened since at least 1996

### Rushed for 100 yards

OU: 134, Gavin Sawchuk vs. Arizona (12/28/23)  
Opp.: 118, Quintrevion Wisner, Texas (10/12/24)

### Quarterback rushed for 100 yards

OU: 113, Dillon Gabriel vs. Texas (10/7/23)  
Opp.: 119, Garrett Greene, West Virginia (11/12/22)

### Rushed for 200 yards

OU: 211, Eric Gray at West Virginia (11/12/22)  
Opp.: 252, Pooka Williams, Kansas (11/17/18)

### Rushed for 300 yards

OU: 427, Samaje Perine vs. Kansas (11/22/14)  
Opp.: 331, Justin Crawford, West Virginia (11/19/16)

### Rushed for 400 yards

OU: 427, Samaje Perine vs. Kansas (11/22/14)  
Opp.: Never

### Two 100-yard rushers

OU: 108, Jovantae Barnes and 100, Gavin Sawchuk vs. Florida State (12/29/22)  
Opp.: 136, Kendre Miller and 116, Max Duggan, TCU (10/1/22)

### Three 100-yard rushers

OU: 146, Trevor Knight, 144, Alex Ross & 110, Samaje Perine at Iowa State (11/1/14)  
Opp.: Never

### Had a 70-yard run from scrimmage

OU: 74, Caleb Williams vs. Iowa State (11/20/21)  
Opp.: 75, Sony Michel, Georgia (1/1/18)

### Had an 80-yard run from scrimmage

OU: 86, Kennedy Brooks vs. Kansas State (10/27/18)  
Opp.: 81, D'Onta Foreman, Texas (10/10/15)

### Had a 90-yard run from scrimmage

OU: 99, Abdul Adams at Baylor (9/23/17)  
Opp.: 99, Eric Vann, Kansas (10/4/97)

### Rushed for three touchdowns

OU: 3, Gavin Sawchuk vs. TCU (11/24/23)  
Opp.: 4, Adrian Martinez, Kansas State (9/24/22)

### Rushed for four touchdowns

OU: 4, Rodney Anderson vs. West Virginia (11/25/17)  
Opp.: 4, Adrian Martinez, Kansas State (9/24/22)

### Rushed for five touchdowns

OU: 5, Samaje Perine vs. Kansas (11/22/14)  
Opp.: Never

### Rushed for six touchdowns

OU: 6, Quentin Griffin vs. Texas (10/7/00)  
Opp.: Never

### Passed for 300 yards

OU: 361, Jackson Arnold vs. Arizona (12/28/23)  
Opp.: 338, Payton Thorne, Auburn (9/28/24)

### Passed for 400 yards

OU: 400, Dillon Gabriel vs. TCU (11/24/23)  
Opp.: 418, Jordan Travis, Florida State (12/29/22)

### Passed for 500 yards

OU: 598, Baker Mayfield at Oklahoma State (11/4/17)  
Opp.: 539, Will Grier, West Virginia (11/23/18)

### Attempted 40 passes

OU: 45, Jackson Arnold vs. Arizona (12/28/23)  
Opp.: 58, Josh Hoover, TCU (11/24/23)

### Attempted 50 passes

OU: 71, Landry Jones vs. Oklahoma State (11/24/12)  
Opp.: 58, Josh Hoover, TCU (11/24/23)

### Attempted 60 passes

OU: 71, Landry Jones vs. Oklahoma State (11/24/12)  
Opp.: 67, Spencer Sanders, Oklahoma State (11/19/22)

### Threw three touchdown passes

OU: 4, Jackson Arnold vs. Temple (8/30/24)  
Opp.: 3, Payton Thorne, Auburn (9/28/24)

### Threw four touchdown passes

OU: 4, Jackson Arnold vs. Temple (8/30/24)  
Opp.: 4, Josh Hoover, TCU (11/24/23)

### Threw five touchdown passes

OU: 5, Dillon Gabriel vs. West Virginia (11/11/23)  
Opp.: 5, Casey Thompson, Texas (10/9/21)

### Threw six touchdown passes

OU: 6, Dillon Gabriel at Texas Tech (11/26/22)  
Opp.: 7, Joe Burrow, LSU (12/28/19)

### Non-quarterback touchdown pass

OU: 2 yards, Michael Turk to Zach Schmit at Iowa State (10/29/22)  
Opp.: 9 yards, Pooka Williams to Jeremiah Booker, Kansas (11/17/18)

### Caught 10 passes

OU: 12, Drake Stoops vs. TCU (11/24/23)  
Opp.: 10, Tetairoa McMillan, Arizona (12/28/23)

### Had 100 yards receiving

OU: 125, Drake Stoops vs. TCU (11/24/23)  
Opp.: 160, Tetairoa McMillan; 152, Jacob Cowing, Arizona (12/28/23)

### Two 100-yard receivers

OU: 164, Drake Stoops; 119, Nic Anderson vs. West Virginia (11/11/23)  
Opp.: 160, Tetairoa McMillan; 152, Jacob Cowing, Arizona (12/28/23)

### Three 100-yard receivers

OU: 126, Jalil Farooq; 120, Nic Anderson; 112, Andre Anthony at Tulsa (9/16/23)  
Opp.: Has not happened since at least 1996

### Had 150 yards receiving

OU: 164, Drake Stoops vs. West Virginia (11/11/23)  
Opp.: 160, Tetairoa McMillan; 152, Jacob Cowing, Arizona (12/28/23)

### Had 200 yards receiving

OU: 243, Marquise Brown at West Virginia (11/23/18)  
Opp.: 202, Johnny Wilson, Florida State (12/29/22)

### Had a 70-yard pass completion

OU: 77, Dillon Gabriel to Marvin Mims at Texas Tech (11/26/22)  
Opp.: 86, John Rhys-Plumlee to Javon Baker, UCF (10/21/23)

### Had an 80-yard pass completion

OU: 82, Kyler Murray to CeeDee Lamb, vs. Kansas State (10/27/18)  
Opp.: 86, John Rhys-Plumlee to Javon Baker, UCF (10/21/23)

### Had a 90-yard pass completion

OU: 90, Eric Moore to P.J. Mills vs. Iowa State (10/7/95)  
Opp.: 90, Jake Waters to Tyler Lockett, Kansas State (11/23/13)

### Caught two touchdown passes

OU: 3, Drake Stoops vs. West Virginia (11/11/23)  
Opp.: 2, Jacob Cowing, Arizona (12/28/23)

### Caught three touchdown passes

OU: 3, Deion Burks vs. Temple (8/30/24)  
Opp.: 3, Quentin Johnston, TCU (10/16/21)

### Caught four touchdown passes

OU: 4, Kenny Stills at West Virginia (11/17/12)  
Opp.: 4, Justin Jefferson, LSU (12/28/19)

### 100-yard rusher and 100-yard receiver

OU: 164 (rec.), Drake Stoops; 119 (rec.), Nic Anderson; 135 (rush), Gavin Sawchuk vs. WVU (11/11/23)  
Opp.: 137 (rush), Ollie Gordon; 136 (rec.), Rashod Owens, Oklahoma State (11/4/23)

### 100-yard rusher and 100-yard receiver (same player)

OU: 151 (rush) and 139 (rec.) Rodney Anderson vs. TCU (11/11/17)  
Opp.: Has not happened since at least 1996

### 150-yard rusher and 150-yard receiver

OU: 162 (rec.), Marvin Mims; 163 (rush) Eric Gray at Texas Tech (11/26/22)  
Opp.: 161 (rush), Zack Langer, 189 (rec.), Keyarris Garrett, Tulsa (9/19/15)

### 200-yard rusher and 200-yard receiver

OU: 263 (rush), Joe Mixon, 202 (rec.), Dede Westbrook at Texas Tech (10/22/16)  
Opp.: 344 (rush), Tavon Austin, 205 (rec.), Stedman Bailey, West Virginia (11/17/12)

### 100 yards receiving and 100 yards in kickoff returns (same player)

OU: 126 (rec.) and 105 (KR), Jalil Farooq at Tulsa (9/16/23)  
Opp.: 278 (rec.) and 162 (KR), Tyler Lockett, Kansas State (11/23/13)

### Returned a punt for a touchdown

OU: 82, Gavin Freeman vs. Arkansas State (9/2/23)  
Opp.: 92, Tyreek Hill, Oklahoma State (12/6/14)

### Returned a kickoff for a touchdown

OU: 97, Joe Mixon vs. Ohio State (9/17/16)  
Opp.: 100, Brennan Presley, Oklahoma State (11/27/21)

### Returned an interception for a touchdown

OU: 63, Kip Lewis at Auburn (9/28/24)  
Opp.: 22, Tyler Grubbs, Tulane (9/14/24)

### Returned a fumble for a touchdown

OU: 21, Jaren Kanak vs. Temple (8/30/24)  
Opp.: 87, Gunner Maldonado, Arizona (12/28/23)

### Returned a blocked field goal for a touchdown

OU: 48, Darryl Bright vs. Texas Tech (11/21/98)  
Opp.: Under research

### Returned a blocked punt for a touchdown

OU: 0, Austin Stogner vs. West Virginia (10/19/19)  
Opp.: 24, Nathan Jeffery, UTEP (9/1/12)

### Had 10 tackles

OU: 13, Robert Spears-Jennings vs. Tennessee (9/21/24)  
Opp.: 11, Anthony Hill Jr., Texas (10/12/24)

**Had 15 tackles**

OU: 15, Danny Stutsman vs. Houston (9/7/24)  
Opp.: 15, Dillon Doyle, Baylor (11/5/22)

**Had 20 tackles**

OU: 28, Kenneth Murray; 23, Curtis Bolton vs. Army (9/22/18)  
Opp.: 21, Jalen Reeves-Maybin, Tennessee (9/12/15)

**Had multiple interceptions**

OU: 2, Woodi Washington at Oklahoma State (11/27/21)  
Opp.: 2, Dylan Haines, Texas (10/8/16)

**Had at least 2.0 sacks**

OU: 2.0, R Mason Thomas at Auburn (9/28/24)  
Opp.: 2.0, Anthony Hill Jr., Texas (10/12/24)

**Blocked a punt**

OU: Peyton Bowen vs. Iowa State (9/30/23)  
Opp.: Kitan Crawford, Texas (10/7/23)

**Blocked a field goal**

OU: Perrion Winfrey vs. Texas (10/10/20)  
Opp.: Lorenzo Carter, Georgia (1/1/18)

**Blocked an extra point attempt**

OU: Isaiah Coe vs. Nebraska (9/18/21)  
Opp.: Team, Kansas (11/17/18)

**Recorded a safety**

OU: Gracen Halton vs. Houston (9/7/24)  
Opp.: Jayson Jenkins, Tennessee (9/21/24)

**Made three field goals**

OU: 3, Tyler Keltner vs. Temple (8/30/24)  
Opp.: 3, Max Gilbert, Tennessee (9/21/24)

**Made a 50-yard field goal**

OU: 50, Tyler Keltner vs. Temple (8/30/24)  
Opp.: 54, Carter Brown, Cincinnati (9/23/23)

**Had a 70-yard punt**

OU: 85, Michael Turk vs. Texas (10/9/21)  
Opp.: 78, Will Karoll, Tulane (9/14/24)

**Converted a two-point PAT**

OU: Michael Hawkins Jr. rush at Auburn (9/28/24)  
Opp.: Noah Fifita pass to Montana Lemonious-Craig, Arizona (12/28/23)

**Returned a blocked/failed PAT for a two-point conversion:**

OU: Billy Bowman at West Virginia (11/12/22) [fumbled kick snap]  
Opp.: Quandre Diggs, Texas (10/13/12)

**Returned a two-point PAT attempt for a two-point conversion:**

OU: Robert Barnes at Texas Tech (11/3/18)  
Opp.: N/A

**TEAM****Scored 40 points**

OU: 51-3, vs. Temple (8/30/24)  
Opp: 45-69, TCU (11/24/23)

**Scored 50 points**

OU: 51-3, vs. Temple (8/30/24)  
Opp: 51-48, Texas Tech (11/26/22)

**Scored 60 points**

OU: 69-45, vs. TCU (11/24/23)  
Opp: 63-28, LSU (12/28/19)

**Scored 70 points**

OU: 73-0, Arkansas State (9/2/23)  
Opp.: 73-21, Nebraska (11/2/96)

**Posted a shutout**

OU: 73-0, Arkansas State (9/2/23)  
Opp.: 49-0, vs. Texas (10/8/22)

**Rushed for 200 yards**

OU: 220, vs. Temple (8/30/24)  
Opp.: 225, Kansas (10/28/23)

**Rushed for 300 yards**

OU: 312, at Nebraska (9/17/22)  
Opp.: 361, TCU (10/1/22)

**Rushed for 400 yards**

OU: 435, vs. Florida (12/30/20)  
Opp.: 458 at West Virginia (11/17/12)

**Rushed for 500 yards**

OU: 510, Kansas (11/22/14)  
Opp.: Never

**Rushed for 600 yards**

OU: 768 vs. Kansas State (10/15/88)  
Opp.: Never

**Rushed for 700 yards**

OU: 768 vs. Kansas State (10/15/88)  
Opp.: Never

**Rushed for less than 100 yards**

OU: 89, vs. Texas (10/12/24)  
Opp.: 58, Houston (9/7/24)

**Rushed for five touchdowns**

OU: 5, vs. TCU (11/24/23)  
Opp.: 5, Baylor (11/5/22)

**Rushed for six touchdowns**

OU: 6, Arkansas State (9/2/23)  
Opp.: 6, Kansas State (10/26/19)

**Rushed for seven touchdowns**

OU: 7, Texas Tech (10/24/15)  
Opp.: 8, Nebraska (11/1/97)

**Rushed for eight touchdowns**

OU: 8, Florida A&M (9/8/12)  
Opp.: 8, Nebraska (11/1/97)

**Passed for 300 yards**

OU: 361, vs. Arizona (12/28/23)  
Opp.: 338, Auburn (9/28/24)

**Passed for 400 yards**

OU: 400, vs. TCU (11/24/23)  
Opp.: 418, Florida State (12/29/22)

**Passed for 500 yards**

OU: 598, at Oklahoma State (11/4/17)  
Opp.: 532, LSU (12/28/19)

**Passed for less than 100 yards**

OU: 39, vs. Texas (10/8/22)  
Opp.: 65, TCU (11/23/19)

**Passed for five touchdowns**

OU: 5, West Virginia (11/11/23)  
Opp.: 5, Texas (10/9/21)

**Passed for six touchdowns**

OU: 6, at Texas Tech (11/26/22)  
Opp.: 7, LSU (12/28/19)

**Gained 500 yards total offense**

OU: 562, vs. Arizona (12/28/23)  
Opp.: 520, TCU (11/24/23)

**Gained 600 yards total offense**

OU: 607, vs. TCU (11/24/23)  
Opp.: 668, TCU (10/1/22)

**Gained 700 yards total offense**

OU: 701, vs. Kansas (10/15/22)  
Opp.: 704, West Virginia (11/23/18)

**Gained 800 yards total offense**

OU: 854, at Texas Tech (10/22/16)  
Opp.: 854, Texas Tech (10/22/16)

**Held under 100 total yards**

OU: 83, vs. Navy (10/2/65)  
Opp.: 44 vs. Idaho State (9/12/09)

**Held under 200 total yards**

OU: 195, vs. Texas (10/8/22)  
Opp.: 197, Temple (8/30/24)

**Had 3 interceptions**

OU: 3, at Iowa State (10/29/22)  
Opp.: 3, Arizona (12/28/23)

**Had 4 interceptions**

OU: 4, vs. Oklahoma State (11/19/22)  
Opp.: 4, Texas (10/12/02)

**Had 5 or more interceptions**

OU: 5, at Tulsa (9/16/23)  
Opp.: 5, Nebraska (11/7/09)

**Had 15 or more tackles for loss**

OU: 15.0, at Tulsa (9/16/23)  
Opp.: N/A

# BEST OF THE 2000s

## INDIVIDUAL

### OFFENSE

#### Rushing Yards

427, Samaje Perine vs. Kansas (11/22/14)\*  
263, Joe Mixon at Texas Tech (10/22/16)  
249, Adrian Peterson at Oklahoma State (10/30/04)  
248, Quentin Griffin vs. Texas (10/12/02)  
242, Samaje Perine at West Virginia (9/20/14)

#### Rushing Attempts

37, Samaje Perine vs. Oklahoma State (12/3/16)  
36, Adrian Peterson at Kansas State (10/16/04)  
35, Samaje Perine vs. Texas (10/8/16)  
35, DeMarco Murray vs. Utah State (9/4/10)  
35, Allen Patrick at Missouri (10/28/06)  
35, Allen Patrick vs. Colorado (10/21/06)

#### Rushing Touchdowns

6, Quentin Griffin vs. Texas (10/7/00)\*  
5, Samaje Perine vs. Kansas (11/22/14)  
5, DeMarco Murray vs. North Texas (9/1/07)  
4, Done 8 times, MR:  
Rodney Anderson vs. West Virginia (11/25/17)

#### Passing Yards

598, Baker Mayfield at Oklahoma State (11/4/17)\*  
554, Landry Jones at West Virginia (11/17/12)  
545, Baker Mayfield at Texas Tech (10/22/16)  
505, Landry Jones at Kansas State (10/29/11)  
500, Landry Jones vs. Oklahoma State (11/24/12)

#### Pass Completions

46, Landry Jones vs. Oklahoma State (11/24/12)\*  
38, Landry Jones at West Virginia (11/17/12)  
37, Landry Jones at Oklahoma State (11/27/10)  
36, Done 5 times, MR: Landry Jones at Baylor (11/19/11)

#### Pass Attempts

71, Landry Jones vs. Oklahoma State (11/24/12)\*  
62, Landry Jones at Oklahoma State (11/27/10)  
59, Landry Jones at Texas A&M (11/6/10)  
58, Landry Jones at Nebraska (11/7/09)  
55, Landry Jones vs. Texas Tech (10/22/11)

#### Passing Touchdowns

7, Baker Mayfield at Texas Tech (10/22/16)\*  
6, Dillon Gabriel at Texas Tech (11/26/22)  
6, Caleb Williams vs. Texas Tech (10/30/21)  
6, Kyler Murray vs. Baylor (9/29/18)  
6, Landry Jones at West Virginia (11/17/12)  
6, Landry Jones vs. Tulsa (9/19/09)  
5, Done 21 times, MR: Dillon Gabriel vs. W. Virginia (11/11/23)

#### Receptions

15, Sterling Shepard vs. Kansas State (10/18/14)\*  
15, Justin Brown vs. Oklahoma State (11/24/12)\*  
15, Jalen Saunders vs. Notre Dame (10/27/12)\*  
15, Ryan Broyles vs. Iowa State (10/16/10)\*  
14, Sterling Shepard at Baylor (11/14/15)  
14, Ryan Broyles at Kansas State (10/29/11)  
14, Ryan Broyles vs. Tulsa (9/3/11)

#### Receiving Yards

265, Marquise Brown at Oklahoma State (11/4/17)\*  
243, Marquise Brown at West Virginia (11/23/18)  
232, Dede Westbrook vs. Texas (10/8/16)  
217, Ryan Broyles at Kansas (10/15/11)  
215, Sterling Shepard at TCU (10/4/14)

#### Receiving Touchdowns

4, Kenny Stills at West Virginia (11/17/12)\*  
4, Jermaine Gresham vs. Texas A&M (11/3/07)\*  
4, Trent Smith at Kansas (10/13/01)\*  
3, Done 19 times, MR: Deion Burks vs. Temple (8/30/24)

#### Total Offense

589, Baker Mayfield at Oklahoma State (11/4/17)\*  
572, Baker Mayfield vs. Tulsa (9/19/15)  
564, Baker Mayfield at Texas Tech (10/22/16)  
554, Landry Jones at West Virginia (11/17/12)  
508, Jalen Hurts vs. Houston (9/1/19)

#### All-Purpose Yards

446, Samaje Perine vs. Kansas (11/22/14)\*  
377, Joe Mixon at Texas Tech (10/22/16)  
316, Ryan Broyles vs. Oklahoma State (11/28/09)  
301, Ryan Broyles at Kansas (10/15/11)  
290, Rodney Anderson vs. TCU (11/11/17)

#### Tackles

28, Kenneth Murray vs. Army (9/22/18)  
23, Curtis Bolton vs. Army (9/22/18)  
19, Dominique Alexander vs. Texas (10/12/13)  
19, Travis Lewis vs. Texas (10/11/08)  
19, Lance Mitchell at Missouri (10/5/02)

#### Tackles for Loss

5.0, Pryce Macon vs. Nebraska (12/4/10)  
5.0, Rufus Alexander vs. Middle Tennessee (9/23/06)  
5.0, Teddy Lehman vs. Kansas State (12/6/03)  
5.0, Jimmy Wilkerson at Baylor (11/4/00)  
4.0, many times, MR: Danny Stutsman vs. Kent State (9/10/22)

#### Sacks

3.0, 16 times, MR: R Mason Thomas vs. Tulane (9/14/24)

#### Interceptions

3, Tony Jefferson vs. Ball State (10/1/11)\*  
3, J.T. Thatcher vs. Kansas (9/30/00)\*  
2, 24 times, MR: Woodi Washington at Okla. State (11/27/21)

#### Pass Breakups

5, Derrick Strait vs. Oklahoma State (11/24/01)  
4, 9 times, MR: Tre Brown vs. Baylor (9/29/18)

## SPECIAL TEAMS

#### Field Goals Made

4, 10 times, MR: Gabe Brkic vs. Texas (10/9/21)\*

## LONGEST PLAYS

#### Rush

99, Abdul Adams at Baylor (9/23/17)\*#  
95, Damien Williams vs. Texas (10/13/12)#  
92, DeMarco Murray vs. Utah State (9/15/07)#  
89, Damien Williams vs. Florida A&M (9/8/12)#  
86, Kennedy Brooks vs. Kansas State (10/27/18)#  
84, Adrian Peterson vs. Oklahoma State (11/26/05)#

#### Pass Play

88, Baker Mayfield to Dede Westbrook vs. Kansas State (10/15/16)#  
87, Kyler Murray to Marquise Brown vs. Tulane (9/16/17)#  
86, Landry Jones to Cameron Kenney at OSU (11/27/10)#  
86, Kyler Murray to CeeDee Lamb vs. Baylor (9/29/18)#  
84, Baker Mayfield to Marquise Brown at Oklahoma State (11/4/17)#  
82, Kyler Murray to CeeDee Lamb vs. Kansas State (10/27/18)#  
82, Baker Mayfield to CeeDee Lamb vs. Tulane (9/16/17)#  
82, Blake Bell to Jaz Reynolds vs. Tulsa (9/14/13)

#### Punt

85, Michael Turk vs. Texas (10/9/21)  
85, Tress Way vs. Utah State (9/4/10)  
75, Tress Way at TCU (12/1/12)  
75, Michael Cohen at Texas A&M (11/4/06)  
74, Tress Way vs. Oklahoma State (11/28/09)  
73, Cody Freeby at Texas Tech (11/19/05)

#### Field Goal

56, Gabe Brkic vs. Western Carolina (9/11/21)  
56, Gabe Brkic vs. Tulane (9/4/21)  
55, Gabe Brkic vs. Tulane (9/4/21)  
54, Gabe Brkic vs. Iowa State (12/19/20)  
53, Gabe Brkic vs. Texas Tech (10/30/21)  
53, Michael Hunnicutt at Kansas State (10/29/11)  
53, Garrett Hartley vs. Utah State (9/15/07)  
52, Garrett Hartley vs. Texas (10/8/05)  
51, Gabe Brkic vs. Tulane (9/4/21)  
51, Gabe Brkic at Iowa State (10/3/20)  
51, Austin Seibert vs. West Virginia (11/25/17)  
50, Tyler Keltner vs. Temple (8/30/23)  
50, Gabe Brkic vs. Baylor (12/5/20)  
50, Gabe Brkic vs. Kansas (11/7/20)  
50, Garrett Hartley at Nebraska (10/29/05)

#### Punt Return

91, Antonio Perkins at Tulsa (8/30/02)#  
91, Jalen Saunders vs. Iowa State (11/16/13)#  
90, Justin Brown vs. Kansas (10/20/12)#  
87, Ryan Broyles vs. Oklahoma State (11/28/09)#  
84, Antonio Perkins vs. UCLA (9/20/03)#

#### Kick Return

100, Alex Ross at West Virginia (9/20/14)\*#  
100, Roy Finch vs. Kansas (10/20/12)\*#  
100, Mark Bradley at Iowa State (10/4/03)\*#  
97, Joe Mixon vs. Ohio State (9/17/16)#  
93, J.T. Thatcher at Kansas State (10/14/00)

#### Interception Return

100, Billy Bowman at BYU (11/18/23)\*#  
100, Julian Wilson vs. Tennessee (9/13/14)\*#  
97, Derrick Strait at Texas Tech (11/22/03)  
85, Dominique Franks at Kansas (10/24/09)#  
85, J.T. Thatcher vs. Texas Tech (11/18/00)#  
80, Jordan Evans at West Virginia (11/19/16)#

#### Fumble Return

70, Nik Bonitto at Kansas State (10/2/21)\*  
69, Cory Heinecke at Air Force (9/1/01)#  
61, Reggie Smith vs. Miami (FL) (9/8/07)#  
56, Jamell Fleming vs. Texas (10/8/11)#  
53, Keenan Clayton vs. Texas Tech (11/22/08)

\* School record

# Play resulted in a touchdown

## TEAM

## OFFENSE

**First Downs**

44, vs. Oklahoma State (11/24/12)  
 41, at Iowa State (11/1/14)  
 39, vs. Missouri (12/6/08)  
 38, vs. Tulsa (9/19/15)  
 37, vs. Iowa State (10/16/10)

**Rushing Yards**

510, vs. Kansas (11/22/14)  
 510, at Iowa State (11/1/14)  
 435, vs. Florida (12/30/20)  
 405, vs. Texas Tech (10/24/15)  
 405, vs. Iowa State (11/16/13)  
 384, at Texas Tech (11/15/14)

**Rushing Attempts**

66, vs. Iowa State (10/19/02)  
 64, vs. TCU (11/23/19)  
 64, at West Virginia (11/19/16)  
 63, vs. Oklahoma State (12/6/14)  
 61, vs. Texas A&M (11/8/03)  
 61, vs. Texas Tech (11/23/02)

**Rushing Touchdowns**

8, vs. Florida A&M (9/8/12)  
 7, vs. Texas Tech (10/24/15)  
 7, vs. North Texas (9/1/07)  
 7, vs. Texas (10/7/00)  
 6, vs. Kansas (11/7/20)  
 6, at Texas Tech (10/31/20)  
 6, vs. Texas (10/13/12)  
 6, vs. Missouri (12/6/08)

**Passing Yards**

598, at Oklahoma State (11/4/17)  
 554, at West Virginia (11/17/12)  
 545, at Texas Tech (10/22/16)  
 520, at Kansas State (10/29/11)  
 512, vs. Oklahoma State (11/24/12)

**Pass Completions**

47, vs. Oklahoma State (11/24/12)  
 39, vs. Tulsa (9/3/11)  
 39, vs. Tulsa (11/3/01)  
 38, at West Virginia (11/17/12)  
 37, at Oklahoma State (11/27/10)  
 37, at Kansas State (10/29/11)

**Pass Attempts**

73, vs. Oklahoma State (11/24/12)  
 62, at Oklahoma State (11/27/10)  
 60, at Texas A&M (11/6/10)  
 58, at Nebraska (11/7/09)  
 55, vs. Texas Tech (10/22/11)

**Passing Touchdowns**

7, vs. Texas Tech (10/30/21)  
 7, at Texas Tech (10/22/16)  
 6, at Texas Tech (11/26/22)  
 6, vs. South Dakota (9/7/19)  
 6 vs. Baylor (9/29/18)  
 6, at West Virginia (11/17/12)  
 6, vs. Tulsa (9/19/09)  
 6, vs. Miami (FL) (9/8/07)  
 5, 26 times, MR: vs. West Virginia (11/11/23)

**Total Offense**

854, at Texas Tech (10/22/16)  
 785, at Oklahoma State (11/4/17)  
 773, vs. Tulsa (9/19/15)  
 751, at Iowa State (11/1/14)  
 733, vs. South Dakota (9/7/19)  
 710, at Kansas (10/31/15)  
 702, vs. Oklahoma State (11/10/18)  
 702, vs. Kansas State (10/27/18)

**Points**

79, vs. North Texas (9/1/07)  
 77, vs. Texas A&M (11/8/03)  
 76, vs. Western Carolina (9/11/21)  
 73, vs. Arkansas State (9/2/23)  
 70, vs. South Dakota (9/7/19)  
 69, vs. TCU (11/24/23)  
 69, vs. Florida A&M (9/8/12)  
 68, vs. UTEP (9/14/02)  
 66, at Tulsa (9/16/23)  
 66, at Texas Tech (10/22/16)  
 66, at Texas A&M (11/8/08)

## DEFENSE

**Fewest First Downs Allowed**

1, vs. Chattanooga (8/30/08)  
 3, vs. Colorado (12/4/04)  
 3, vs. Texas A&M (11/8/03)  
 5, vs. Colorado (10/21/06)  
 5, vs. Iowa State (10/19/02)  
 5, vs. Texas A&M (11/10/01)

**Fewest Rush Yards Allowed**

-48, at Baylor (11/18/06)  
 -22, vs. Idaho State (9/12/09)  
 -7, at Texas Tech (11/17/01)  
 -7, vs. Texas (10/7/00)  
 -4, vs. Colorado (12/4/04)

**Fewest Pass Yards Allowed**

13, vs. Arkansas (1/1/02)  
 16, at Kansas (10/19/13)  
 20, vs. Chattanooga (8/30/08)  
 25, at Baylor (11/4/00)  
 32, vs. Texas A&M (11/8/03)  
 40, vs. Army (9/22/18)

**Fewest Completions Allowed**

2, vs. Arkansas (1/1/02)  
 3, vs. Army (9/22/18)  
 3, vs. Chattanooga (8/30/08)  
 3, vs. Colorado (10/21/06)  
 4, vs. Texas A&M (11/8/03)  
 4, vs. Iowa State (10/19/02)

**Fewest Total Yards Allowed**

36, vs. Chattanooga (8/30/08)  
 44, vs. Idaho State (9/12/09)  
 46, vs. Colorado (12/4/04)  
 50, vs. Arkansas (1/1/02)  
 54, vs. Texas A&M (11/8/03)

**Fewest Points Allowed**

0, 15 times, MR: vs. Western Carolina (9/11/21)

**Most Sacks Recorded**

9, vs. Kansas (11/7/20)  
 9, vs. Texas (10/12/19)  
 9, vs. Arkansas (1/1/02)  
 9, at Nebraska (10/29/05)  
 8, vs. Texas (10/8/11)  
 7, 8 times, MR: vs. Iowa State (11/20/21)

**Most Tackles for Loss Recorded**

17, vs. Idaho State (9/12/09)  
 16, vs. Texas (10/8/11)  
 15, at Tulsa (9/16/23)  
 15, vs. Baylor (12/7/19)  
 15, vs. Texas (10/12/19)  
 15, vs. Oklahoma State (11/26/05)  
 14, 3 times, MR: vs. Kent State (9/10/22)

**Most Interceptions Recorded**

5, at Tulsa (9/16/23)  
 5, at Texas Tech (11/22/03)  
 5, vs. Kansas (9/30/00)  
 4, vs. Oklahoma State (11/19/22)  
 4, vs. Texas Tech (10/24/15)  
 4, vs. Texas (10/6/01)  
 3, 26 times, MR: at Iowa State (10/29/22)

**Most Turnovers Forced**

7, vs. Kansas (9/30/00)  
 7, vs. UTEP (9/2/00)  
 6, vs. Texas (10/11/03)  
 5, 11 times, MR: at Tulsa (9/16/23)

**2024 RESULTS** (OVERALL: 4-2 | SEC: 1-2 | HOME: 3-1 | AWAY: 1-0 | NEUTRAL: 0-1)

| Date  | CFP/AP/C   | Opponent (Rank)    | TV   | Site             | Result   | Attend. | Top Passer                      | Top Rusher            | Top Receiver      | Top Tackler          |
|-------|------------|--------------------|------|------------------|----------|---------|---------------------------------|-----------------------|-------------------|----------------------|
| 8/30  | (NA/16/16) | Temple             | ESPN | Norman           | W, 51-3  | 83,329  | Arnold (17-25-141-0, 4 TD)      | Tatum (5-69-1)        | Burks (6-36-3)    | Stutsman (6)         |
| 9/7   | (NA/15/13) | Houston            | SECN | Norman           | W, 16-12 | 83,653  | Arnold (19-32-174-1, 2 TD)      | Barnes (12-40-0)      | Burks (9-53-0)    | Stutsman (15)        |
| 9/14  | (NA/15/13) | Tulane             | ESPN | Norman           | W, 34-19 | 83,325  | Arnold (18-29-169-1, 1 TD)      | Arnold (14-97-2)      | Burks (7-80-0)    | Stutsman (12)        |
| 9/21  | (NA/15/13) | Tennessee (NA/6/7) | ABC  | Norman           | L, 15-25 | 84,071  | Hawkins Jr. (11-18-132-0, 1 TD) | Hawkins Jr. (12-22-0) | Pettaway (3-79-0) | Spears-Jennings (13) |
| 9/28  | (NA/21/18) | at Auburn          | ABC  | Auburn, Ala.     | W, 27-21 | 88,043  | Hawkins Jr. (11-15-161-0, 0 TD) | Hawkins Jr. (14-69-1) | Hester (3-86-0)   | Bowman Jr. (8)       |
| 10/12 | (NA/18/16) | vs. Texas (NA/1/1) | ABC  | Dallas, Texas    | L, 3-34  | 92,100  | Hawkins Jr. (19-30-148-0, 0 TD) | Barnes (14-38-0)      | Kearney (4-45-0)  | Bowen, E. (8)        |
| 10/19 |            | South Carolina     | SECN | Norman           |          |         |                                 |                       |                   |                      |
| 10/26 |            | at Ole Miss        |      | Oxford, Miss.    |          |         |                                 |                       |                   |                      |
| 11/2  |            | Maine              |      | Norman           |          |         |                                 |                       |                   |                      |
| 11/9  |            | at Missouri        |      | Columbia, Mo.    |          |         |                                 |                       |                   |                      |
| 11/23 |            | Alabama            |      | Norman           |          |         |                                 |                       |                   |                      |
| 11/30 |            | at LSU             |      | Baton Rouge, La. |          |         |                                 |                       |                   |                      |

**TEAM STATISTICS**

|                                 | OU                 | OPP                |
|---------------------------------|--------------------|--------------------|
| <b>SCORING</b>                  | <b>146</b>         | <b>114</b>         |
| Points Per Game                 | 24.3               | 19.0               |
| Points off Turnovers            | 56                 | 23                 |
| <b>FIRST DOWNS</b>              | <b>101</b>         | <b>104</b>         |
| Rushing                         | 40                 | 42                 |
| Passing                         | 47                 | 53                 |
| Penalty                         | 14                 | 9                  |
| <b>RUSHING YARDAGE</b>          | <b>732</b>         | <b>705</b>         |
| Yards gained rushing            | 915                | 882                |
| Yards lost rushing              | 183                | 177                |
| Rushing Attempts                | 215                | 230                |
| Average Per Rush                | 3.4                | 3.1                |
| Average Per Game                | 122.0              | 117.5              |
| TDs Rushing                     | 7                  | 4                  |
| <b>PASSING YARDAGE</b>          | <b>994</b>         | <b>1322</b>        |
| Comp-Att-Int                    | 104-170-3          | 106-170-6          |
| Average Per Pass                | 5.8                | 7.8                |
| Average Per Catch               | 9.6                | 12.5               |
| Average Per Game                | 165.7              | 220.3              |
| TDs Passing                     | 8                  | 8                  |
| <b>TOTAL OFFENSE</b>            | <b>1726</b>        | <b>2027</b>        |
| Total Plays                     | 385                | 400                |
| Average Per Play                | 4.5                | 5.1                |
| Average Per Game                | 287.7              | 337.8              |
| <b>KICK RETURNS: #-Yards</b>    | <b>6-104</b>       | <b>6-101</b>       |
| <b>PUNT RETURNS: #-Yards</b>    | <b>13-108</b>      | <b>13-79</b>       |
| <b>INT RETURNS: #-Yards</b>     | <b>6-101</b>       | <b>3-39</b>        |
| <b>KICK RETURN AVERAGE</b>      | <b>17.3</b>        | <b>16.8</b>        |
| <b>PUNT RETURN AVERAGE</b>      | <b>8.3</b>         | <b>6.1</b>         |
| <b>INT RETURN AVERAGE</b>       | <b>16.8</b>        | <b>13.0</b>        |
| <b>FUMBLES-LOST</b>             | <b>8-4</b>         | <b>10-8</b>        |
| <b>PENALTIES-Yards</b>          | <b>38-333</b>      | <b>47-376</b>      |
| Average Per Game                | 55.5               | 62.7               |
| <b>PUNTS-Yards</b>              | <b>36-1654</b>     | <b>32-1446</b>     |
| Average Per Punt                | 45.9               | 45.2               |
| Net punt average                | 43.7               | 40.6               |
| <b>TIME OF POSSESSION/Game</b>  | <b>27:43</b>       | <b>32:19</b>       |
| <b>3RD-DOWN Conversions</b>     | <b>22-82</b>       | <b>28-89</b>       |
| 3rd-Down Pct                    | 27%                | 31%                |
| <b>4TH-DOWN Conversions</b>     | <b>5-9</b>         | <b>5-9</b>         |
| 4th-Down Pct                    | 56%                | 56%                |
| <b>SACKS BY-Yards</b>           | <b>19-115</b>      | <b>19-105</b>      |
| <b>MISC YARDS</b>               | <b>0</b>           | <b>0</b>           |
| <b>TOUCHDOWNS SCORED</b>        | <b>17</b>          | <b>13</b>          |
| <b>FIELD GOALS-ATTEMPTS</b>     | <b>9-11</b>        | <b>8-12</b>        |
| <b>ON-SIDE KICKS</b>            | <b>0-1</b>         | <b>0-0</b>         |
| <b>RED-ZONE SCORES</b>          | <b>(18-20) 90%</b> | <b>(12-16) 75%</b> |
| <b>RED-ZONE TOUCHDOWNS</b>      | <b>(13-20) 65%</b> | <b>(6-16) 38%</b>  |
| <b>PAT-ATTEMPTS</b>             | <b>(13-14) 93%</b> | <b>(10-11) 91%</b> |
| <b>2-PT CONVERSION ATTEMPTS</b> | <b>(1-3) 33%</b>   | <b>(0-2) 0%</b>    |
| <b>ATTENDANCE</b>               | <b>334378</b>      | <b>88043</b>       |
| Games/Avg Per Game              | 4/83,595           | 1/88,043           |
| Neutral Site Games              |                    | 1/92100            |

**SCORE BY QUARTERS**

|           | 1st | 2nd | 3rd | 4th | OT | TOTAL |
|-----------|-----|-----|-----|-----|----|-------|
| Oklahoma  | 44  | 38  | 9   | 55  | —  | 146   |
| Opponents | 13  | 53  | 22  | 26  | —  | 114   |

**RUSHING**

| Name                 | G        | Att        | Gain       | Loss       | Net        | Avg        | TD       | Long      | Avg/G        |
|----------------------|----------|------------|------------|------------|------------|------------|----------|-----------|--------------|
| Barnes, Jovontae     | 6        | 71         | 254        | 17         | 237        | 3.3        | 2        | 17        | 39.5         |
| Arnold, Jackson      | 4        | 41         | 213        | 75         | 138        | 3.4        | 2        | 47        | 34.5         |
| Tatum, Taylor        | 5        | 20         | 133        | 0          | 133        | 6.7        | 2        | 35        | 26.6         |
| Hawkins Jr., Michael | 4        | 48         | 193        | 65         | 128        | 2.7        | 1        | 48        | 32           |
| Franklin, Sam        | 6        | 5          | 46         | 4          | 42         | 8.4        | 0        | 30        | 7            |
| Sawchuk, Gavin       | 6        | 20         | 44         | 2          | 42         | 2.1        | 0        | 7         | 7            |
| Burks, Deion         | 4        | 5          | 32         | 0          | 32         | 6.4        | 0        | 11        | 8            |
| Team                 | 6        | 5          | 0          | 20         | -20        | -4         | 0        | 0         | -3.3         |
| <b>Total</b>         | <b>6</b> | <b>215</b> | <b>915</b> | <b>183</b> | <b>732</b> | <b>3.4</b> | <b>7</b> | <b>48</b> | <b>122</b>   |
| <b>Opponents</b>     | <b>6</b> | <b>230</b> | <b>882</b> | <b>177</b> | <b>705</b> | <b>3.1</b> | <b>4</b> | <b>43</b> | <b>117.5</b> |

**PASSING**

| Name                 | G        | Effic        | Comp-Att-Int     | Pct         | Yds         | TD       | Long      | Avg/G        |
|----------------------|----------|--------------|------------------|-------------|-------------|----------|-----------|--------------|
| Arnold, Jackson      | 4        | 120.9        | 61-102-3         | 59.8        | 538         | 7        | 47        | 134.5        |
| Hawkins Jr., Michael | 4        | 125.0        | 42-67-0          | 62.7        | 458         | 1        | 60        | 114.5        |
| Tatum, Taylor        | 5        | 83.2         | 1-1-0            | 100.0       | -2          | 0        | 0         | -0.4         |
| <b>Total</b>         | <b>6</b> | <b>122.3</b> | <b>104-170-3</b> | <b>61.2</b> | <b>994</b>  | <b>8</b> | <b>60</b> | <b>165.7</b> |
| <b>Opponents</b>     | <b>6</b> | <b>136.1</b> | <b>106-170-6</b> | <b>62.4</b> | <b>1322</b> | <b>8</b> | <b>66</b> | <b>220.3</b> |

**RECEIVING**

| Name               | G        | No         | Yds         | Avg         | TD       | Long      | Avg/G        |
|--------------------|----------|------------|-------------|-------------|----------|-----------|--------------|
| Burks, Deion       | 4        | 26         | 201         | 7.7         | 3        | 20        | 50.3         |
| Sharp, Bauer       | 6        | 21         | 180         | 8.6         | 1        | 35        | 30.0         |
| Thompson, Brenen   | 6        | 13         | 125         | 9.6         | 1        | 33        | 20.8         |
| Roberts, Jake      | 6        | 7          | 79          | 11.3        | 1        | 28        | 13.2         |
| Barnes, Jovontae   | 6        | 7          | 26          | 3.7         | 1        | 12        | 4.3          |
| Pettaway, Jaquaize | 6        | 5          | 87          | 17.4        | 0        | 46        | 14.5         |
| Kearney, Zion      | 4        | 5          | 57          | 11.4        | 0        | 15        | 14.3         |
| Hester, J.J.       | 6        | 4          | 90          | 22.5        | 0        | 60        | 15.0         |
| Ragins, Zion       | 6        | 4          | 44          | 11.0        | 0        | 14        | 7.3          |
| Sawchuk, Gavin     | 6        | 3          | 17          | 5.7         | 0        | 7         | 2.8          |
| Tatum, Taylor      | 5        | 2          | 13          | 6.5         | 1        | 9         | 2.6          |
| Robinson, Xavier   | 1        | 2          | 12          | 6.0         | 0        | 7         | 12.0         |
| Carreon, Ivan      | 4        | 2          | 14          | 7.0         | 0        | 12        | 3.5          |
| Anthony, Andrei    | 1        | 1          | 4           | 4.0         | 0        | 4         | 4.0          |
| Farooq, Jalil      | 1        | 1          | 47          | 47.0        | 0        | 47        | 47.0         |
| Arnold, Jackson    | 4        | 1          | -2          | -2.0        | 0        | 0         | -0.5         |
| <b>Total</b>       | <b>6</b> | <b>104</b> | <b>994</b>  | <b>9.6</b>  | <b>8</b> | <b>60</b> | <b>165.7</b> |
| <b>Opponents</b>   | <b>6</b> | <b>106</b> | <b>1322</b> | <b>12.5</b> | <b>8</b> | <b>66</b> | <b>220.3</b> |



**PUNT RETURNS**

| Name              | No.       | Yds        | Avg        | TD       | Long      |
|-------------------|-----------|------------|------------|----------|-----------|
| Bowen, Peyton     | 12        | 110        | 9.2        | 0        | 24        |
| Bowman Jr., Billy | 1         | -2         | -2.0       | 0        | 0         |
| <b>Total</b>      | <b>13</b> | <b>108</b> | <b>8.3</b> | <b>0</b> | <b>24</b> |
| <b>Opponents</b>  | <b>13</b> | <b>79</b>  | <b>6.1</b> | <b>0</b> | <b>18</b> |

**KICK RETURNS**

| Name              | No.      | Yds        | Avg         | TD       | Long      |
|-------------------|----------|------------|-------------|----------|-----------|
| Franklin, Sam     | 4        | 82         | 20.5        | 0        | 24        |
| Bowman Jr., Billy | 1        | 10         | 10.0        | 0        | 10        |
| Jordan, Devon     | 1        | 12         | 12.0        | 0        | 12        |
| <b>Total</b>      | <b>6</b> | <b>104</b> | <b>17.3</b> | <b>0</b> | <b>24</b> |
| <b>Opponents</b>  | <b>6</b> | <b>101</b> | <b>16.8</b> | <b>0</b> | <b>27</b> |

**INTERCEPTIONS**

| Name                    | No.      | Yds        | Avg         | TD       | Long      |
|-------------------------|----------|------------|-------------|----------|-----------|
| Bowman Jr., Billy       | 2        | 2          | 1.0         | 0        | 2         |
| Lewis, Kip              | 1        | 63         | 63.0        | 1        | 63        |
| Hardy, Jaydan           | 1        | 26         | 26.0        | 0        | 26        |
| Walker, Kani            | 1        | 10         | 10.0        | 0        | 10        |
| Spears-Jennings, Robert | 1        | 0          | 0.0         | 0        | 0         |
| <b>Total</b>            | <b>6</b> | <b>101</b> | <b>16.8</b> | <b>1</b> | <b>63</b> |
| <b>Opponents</b>        | <b>3</b> | <b>39</b>  | <b>13.0</b> | <b>1</b> | <b>22</b> |

**FUMBLE RETURNS**

| Name                    | No.      | Yds       | Avg        | TD       | Long      |
|-------------------------|----------|-----------|------------|----------|-----------|
| Kanak, Jaren            | 1        | 21        | 21.0       | 1        | 21        |
| Thomas, R Mason         | 1        | 8         | 8.0        | 0        | 8         |
| Downs, Ethan            | 1        | 1         | 1.0        | 0        | 1         |
| Terry, Da'Jon           | 1        | 0         | 0.0        | 0        | 0         |
| Bowman Jr., Billy       | 1        | 0         | 0.0        | 0        | 0         |
| Carter, Lewis           | 1        | 0         | 0.0        | 0        | 0         |
| Spears-Jennings, Robert | 1        | 0         | 0.0        | 0        | 0         |
| Terry, Da'Jon           | 1        | 0         | 0.0        | 0        | 0         |
| <b>Total</b>            | <b>8</b> | <b>30</b> | <b>3.8</b> | <b>1</b> | <b>21</b> |
| <b>Opponents</b>        | <b>4</b> | <b>0</b>  | <b>0.0</b> | <b>0</b> | <b>0</b>  |

**FIELD GOALS BY PLAYER**

| Name           | FGM-FGA | Pct.  | 01-19 | 20-29 | 30-39 | 40-49 | 50-99 | Lg | Blk |
|----------------|---------|-------|-------|-------|-------|-------|-------|----|-----|
| Keltner, Tyler | 7-9     | 77.8  | 0-0   | 2-2   | 2-2   | 2-4   | 1-1   | 50 | 0   |
| Schmit, Zach   | 2-2     | 100.0 | 0-0   | 1-1   | 1-1   | 0-0   | 0-0   | 39 | 0   |

**FIELD GOALS SEQUENCE**

|                | Oklahoma       | Opponents      |
|----------------|----------------|----------------|
| Temple         | (50),(42),(24) | (49)           |
| Houston        | 45             | (43),(44)      |
| Tulane         | (29),(39)      | 50             |
| Tennessee      | (37)           | (27),(41),(32) |
| Auburn         | (24),(39)      | 27,51          |
| Texas          | 44,(42)        | 44,(41),(29)   |
| South Carolina |                |                |
| Ole Miss       |                |                |
| Maine          |                |                |
| Missouri       |                |                |
| Alabama        |                |                |
| LSU            |                |                |

Numbers in (parentheses) indicate field goal was made

**PUNTING**

| Name             | No.       | Yds.        | Avg.        | Long      | TB       | FC        | I20       | 50+       | Blkd     |
|------------------|-----------|-------------|-------------|-----------|----------|-----------|-----------|-----------|----------|
| Elzinga, Luke    | 35        | 1615        | 46.1        | 63        | 2        | 10        | 16        | 13        | 0        |
| Arnold, Jackson  | 1         | 39          | 39.0        | 39        | 0        | 0         | 1         | 0         | 0        |
| <b>Total</b>     | <b>36</b> | <b>1654</b> | <b>45.9</b> | <b>63</b> | <b>2</b> | <b>10</b> | <b>17</b> | <b>13</b> | <b>0</b> |
| <b>Opponents</b> | <b>32</b> | <b>1446</b> | <b>45.2</b> | <b>78</b> | <b>2</b> | <b>10</b> | <b>5</b>  | <b>8</b>  | <b>0</b> |

**KICKOFFS**

| Name             | No.       | Yds.        | Avg.        | TB        | OB       | Ret.     | Net         | YdLn      |
|------------------|-----------|-------------|-------------|-----------|----------|----------|-------------|-----------|
| Schmit, Zach     | 32        | 1053        | 64.2        | 23        | 1        |          |             |           |
| <b>Total</b>     | <b>32</b> | <b>2053</b> | <b>64.2</b> | <b>23</b> | <b>1</b> | <b>6</b> | <b>41.2</b> | <b>23</b> |
| <b>Opponents</b> | <b>27</b> | <b>1705</b> | <b>63.1</b> | <b>18</b> | <b>1</b> | <b>6</b> | <b>41</b>   | <b>24</b> |

**SCORING**

| Name                 | TD        | FGs         | PAT Kick     | PAT Rush | PAT Rcv  | PAT Pass | DXP      | Saf      | Points     |
|----------------------|-----------|-------------|--------------|----------|----------|----------|----------|----------|------------|
| Keltner, Tyler       | -         | 7-9         | 12-13        | -        | -        | -        | -        | -        | 33         |
| Burks, Deion         | 3         | -           | -            | -        | -        | -        | -        | -        | 18         |
| Barnes, Jovantae     | 3         | -           | -            | -        | -        | -        | -        | -        | 18         |
| Tatum, Taylor        | 3         | -           | -            | -        | -        | -        | -        | -        | 18         |
| Arnold, Jackson      | 2         | -           | -            | -        | -        | -        | -        | -        | 12         |
| Hawkins Jr., Michael | 1         | -           | -            | 1        | -        | -        | -        | -        | 8          |
| Schmit, Zach         | -         | 2-2         | 1-1          | -        | -        | -        | -        | -        | 7          |
| Roberts, Jake        | 1         | -           | -            | -        | -        | -        | -        | -        | 6          |
| Sharp, Bauer         | 1         | -           | -            | -        | -        | -        | -        | -        | 6          |
| Thompson, Brenen     | 1         | -           | -            | -        | -        | -        | -        | -        | 6          |
| Kanak, Jaren         | 1         | -           | -            | -        | -        | -        | -        | -        | 6          |
| Lewis, Kip           | 1         | -           | -            | -        | -        | -        | -        | -        | 6          |
| Halton, Gracen       | -         | -           | -            | -        | -        | -        | -        | 1        | 2          |
| <b>Total</b>         | <b>17</b> | <b>9-11</b> | <b>13-14</b> | <b>1</b> | <b>0</b> | <b>0</b> | <b>0</b> | <b>1</b> | <b>146</b> |
| <b>Opponents</b>     | <b>13</b> | <b>8-12</b> | <b>10-11</b> | <b>0</b> | <b>0</b> | <b>0</b> | <b>0</b> | <b>1</b> | <b>114</b> |

**ALL-PURPOSE YARDS**

| Name                 | G        | Rush       | Rec         | PR         | KOR        | IR         | Tot         | Avg/G        |
|----------------------|----------|------------|-------------|------------|------------|------------|-------------|--------------|
| Barnes, Jovantae     | 6        | 237        | 26          | 0          | 0          | 0          | 263         | 43.8         |
| Burks, Deion         | 4        | 32         | 201         | 0          | 0          | 0          | 233         | 58.3         |
| Sharp, Bauer         | 6        | 0          | 180         | 0          | 0          | 0          | 180         | 30.0         |
| Tatum, Taylor        | 5        | 133        | 13          | 0          | 0          | 0          | 146         | 29.2         |
| Arnold, Jackson      | 4        | 138        | -2          | 0          | 0          | 0          | 136         | 34.0         |
| Hawkins Jr., Michael | 4        | 128        | 0           | 0          | 0          | 0          | 128         | 32.0         |
| Thompson, Brenen     | 6        | 0          | 125         | 0          | 0          | 0          | 125         | 20.8         |
| Franklin, Sam        | 6        | 42         | 0           | 0          | 82         | 0          | 124         | 20.7         |
| Bowen, Peyton        | 6        | 0          | 0           | 110        | 0          | 0          | 110         | 18.3         |
| Hester, JJ           | 6        | 0          | 90          | 0          | 0          | 0          | 90          | 15.0         |
| Pettaway, JaquaiZe   | 6        | 0          | 87          | 0          | 0          | 0          | 87          | 14.5         |
| Roberts, Jake        | 6        | 0          | 79          | 0          | 0          | 0          | 79          | 13.2         |
| Lewis, Kip           | 6        | 0          | 0           | 0          | 0          | 63         | 63          | 10.5         |
| Sawchuk, Gavin       | 6        | 42         | 17          | 0          | 0          | 0          | 59          | 9.8          |
| Kearney, Zion        | 4        | 0          | 57          | 0          | 0          | 0          | 57          | 14.3         |
| Farooq, Jalil        | 1        | 0          | 47          | 0          | 0          | 0          | 47          | 47.0         |
| Ragins, Zion         | 6        | 0          | 44          | 0          | 0          | 0          | 44          | 7.3          |
| Hardy, Jaydan        | 6        | 0          | 0           | 0          | 0          | 26         | 26          | 4.3          |
| Carreon, Ivan        | 4        | 0          | 14          | 0          | 0          | 0          | 14          | 3.5          |
| Jordan, Devon        | 5        | 0          | 0           | 0          | 12         | 0          | 12          | 2.4          |
| Robinson, Xavier     | 1        | 0          | 12          | 0          | 0          | 0          | 12          | 12.0         |
| Walker, Kani         | 6        | 0          | 0           | 0          | 0          | 10         | 10          | 1.7          |
| Bowman Jr., Billy    | 6        | 0          | 0           | -2         | 10         | 2          | 10          | 1.7          |
| Anthony, Andre       | 1        | 0          | 4           | 0          | 0          | 0          | 4           | 4.0          |
| Team                 | 6        | -20        | 0           | 0          | 0          | 0          | -20         | -3.3         |
| <b>Total</b>         | <b>6</b> | <b>732</b> | <b>994</b>  | <b>108</b> | <b>104</b> | <b>101</b> | <b>2039</b> | <b>339.8</b> |
| <b>Opponents</b>     | <b>6</b> | <b>705</b> | <b>1322</b> | <b>79</b>  | <b>101</b> | <b>39</b>  | <b>2246</b> | <b>374.3</b> |

**TOTAL OFFENSE**

| Name                 | G        | Plays      | Rush       | Pass        | Total       | Avg/G        |
|----------------------|----------|------------|------------|-------------|-------------|--------------|
| Arnold, Jackson      | 4        | 143        | 138        | 538         | 676         | 169.0        |
| Hawkins Jr., Michael | 4        | 115        | 128        | 458         | 586         | 146.5        |
| Barnes, Jovantae     | 6        | 71         | 237        | 0           | 237         | 39.5         |
| Tatum, Taylor        | 5        | 21         | 133        | -2          | 131         | 26.2         |
| Franklin, Sam        | 6        | 5          | 42         | 0           | 42          | 7.0          |
| Sawchuk, Gavin       | 6        | 20         | 42         | 0           | 42          | 7.0          |
| Burks, Deion         | 4        | 5          | 32         | 0           | 32          | 8.0          |
| Team                 | 6        | 0          | -20        | 0           | -20         | -3.3         |
| <b>Total</b>         | <b>6</b> | <b>385</b> | <b>732</b> | <b>994</b>  | <b>1726</b> | <b>287.7</b> |
| <b>Opponents</b>     | <b>6</b> | <b>400</b> | <b>705</b> | <b>1322</b> | <b>2027</b> | <b>337.8</b> |

## OFFENSIVE GAME-BY-GAME

### PASSING (Quarterbacks only)

| #11 Jackson Arnold | Att        | Comp      | INT      | Pct         | Yards      | TD       | Long      | Sack      | Yds       | Effic        |
|--------------------|------------|-----------|----------|-------------|------------|----------|-----------|-----------|-----------|--------------|
| Temple             | 25         | 17        | 0        | 68.0        | 141        | 4        | 47        | 3         | 13        | 168.2        |
| Houston            | 32         | 19        | 1        | 59.4        | 174        | 2        | 33        | 3         | 11        | 119.4        |
| Tulane             | 29         | 18        | 1        | 62.0        | 169        | 1        | 20        | 3         | 18        | 115.5        |
| Tennessee          | 16         | 7         | 1        | 43.8        | 54         | 0        | 12        | 1         | 4         | 59.6         |
| <b>Totals</b>      | <b>102</b> | <b>61</b> | <b>3</b> | <b>59.8</b> | <b>538</b> | <b>7</b> | <b>47</b> | <b>10</b> | <b>46</b> | <b>120.9</b> |

| #9 Michael Hawkins Jr. | Att       | Comp      | INT      | Pct         | Yards      | TD       | Long      | Sack      | Yds       | Effic        |
|------------------------|-----------|-----------|----------|-------------|------------|----------|-----------|-----------|-----------|--------------|
| Temple                 | 4         | 2         | 0        | 50.0        | 17         | 0        | 10        | 0         | 0         | 93.6         |
| Tennessee              | 18        | 11        | 0        | 61.1        | 132        | 1        | 46        | 2         | 23        | 141.0        |
| Auburn                 | 15        | 10        | 0        | 66.7        | 161        | 0        | 60        | 2         | 7         | 156.8        |
| Texas                  | 30        | 19        | 0        | 63.3        | 148        | 0        | 15        | 6         | 31        | 104.8        |
| <b>Totals</b>          | <b>67</b> | <b>42</b> | <b>0</b> | <b>62.7</b> | <b>458</b> | <b>1</b> | <b>60</b> | <b>10</b> | <b>61</b> | <b>125.0</b> |

### RUSHING

| Player               | No-Yds/TD | TEM     | HOU     | TLN     | TEN     | AUB     | UT      | SCAR | OM | MAINE | MIZ | ALA | LSU |
|----------------------|-----------|---------|---------|---------|---------|---------|---------|------|----|-------|-----|-----|-----|
| Barnes, Jovantae     | 71-237/2  | 5-33/0  | 12-40/0 | 14-53/0 | 8-12/1  | 18-61/1 | 14-38/0 |      |    |       |     |     |     |
| Hawkins Jr., Michael | 48-128/1  | 2-10/0  | DNP     | DNP     | 12-22/0 | 14-69/1 | 20-27/0 |      |    |       |     |     |     |
| Arnold, Jackson      | 41-138/2  | 11-34/0 | 11-28/0 | 14-97/2 | 5--21/0 | DNP     | DNP     |      |    |       |     |     |     |
| Tatum, Taylor        | 20-133/2  | 5-69/1  | 1-6/0   | 9-27/1  | 3-14/0  | DNP     | 2-17/0  |      |    |       |     |     |     |
| Sawchuk, Gavin       | 20-42/0   | 6-15/0  | 4-4/0   | 6-16/0  | 2--2/0  | -       | 2-9/0   |      |    |       |     |     |     |
| Franklin, Sam        | 5-42/0    | 4-45/0  | -       | -       | 1--3/0  | -       | -       |      |    |       |     |     |     |
| Burks, Deion         | 5-32/0    | 3-14/0  | -       | -       | 2-18/0  | DNP     | DNP     |      |    |       |     |     |     |

### RECEIVING

| Player             | No-Yds/TD | TEM    | HOU    | TLN    | TEN    | AUB    | UT     | SCAR | OM | MAINE | MIZ | ALA | LSU |
|--------------------|-----------|--------|--------|--------|--------|--------|--------|------|----|-------|-----|-----|-----|
| Burks, Deion       | 26-201/3  | 6-36/3 | 9-53/0 | 7-80/0 | 4-32/0 | DNP    | DNP    |      |    |       |     |     |     |
| Sharp, Bauer       | 21-180/1  | 5-47/1 | 1-5/0  | 4-28/0 | 4-36/0 | 4-43/0 | 3-21/0 |      |    |       |     |     |     |
| Thompson, Brenen   | 13-125/1  | 4-15/0 | 2-43/1 | -      | 2-18/0 | 2-30/0 | 3-19/0 |      |    |       |     |     |     |
| Roberts, Jake      | 7-79/1    | -      | 3-51/1 | 1-5/0  | 2-11/0 | -      | 1-12/0 |      |    |       |     |     |     |
| Barnes, Jovantae   | 7-26/1    | -      | 3-8/0  | 1-12/0 | 2-0/1  | -      | 1-6/0  |      |    |       |     |     |     |
| Pettaway, Jaquaize | 5-87/0    | -      | -      | -      | 3-79/0 | 1-2/0  | 1-6/0  |      |    |       |     |     |     |
| Kearney, Zion      | 5-57/0    | -      | DNP    | 1-12/0 | DNP    | -      | 4-45/0 |      |    |       |     |     |     |
| Hester, JJ         | 4-90/0    | -      | -      | -      | -      | 3-86/0 | 1-4/0  |      |    |       |     |     |     |
| Ragins, Zion       | 4-44/0    | 1-7/0  | 1-14/0 | 1-13/0 | 1-10/0 | -      | -      |      |    |       |     |     |     |
| Sawchuk, Gavin     | 3-17/0    | -      | -      | 2-10/0 | -      | -      | 1-7/0  |      |    |       |     |     |     |
| Carreon, Ivan      | 2-14/0    | 1-2/0  | DNP    | -      | DNP    | -      | 1-12/0 |      |    |       |     |     |     |
| Tatum, Taylor      | 2-13/1    | -      | -      | 1-9/1  | -      | DNP    | 1-4/0  |      |    |       |     |     |     |
| Robinson, Xavier   | 2-12/0    | DNP    | DNP    | DNP    | DNP    | DNP    | 2-12/0 |      |    |       |     |     |     |
| Farooq, Jalil      | 1-47/0    | 1-47/0 | DNP    | DNP    | DNP    | DNP    | DNP    |      |    |       |     |     |     |
| Anthony, Andrei    | 1-4/0     | 1-4/0  | DNP    | DNP    | DNP    | DNP    | DNP    |      |    |       |     |     |     |
| Arnold, Jackson    | 1--2/0    | -      | -      | 1--2/0 | -      | DNP    | DNP    |      |    |       |     |     |     |

TEAM TOTALS

|                 | Score     | 1st Downs | Rushing No-Yds-TD | Passing (C-A-I-Yds-TD) | Total Offense (Plays-Yds) | Punts No.-Avg. | Fumbles No.-Lost | Penalties No.-Yds | KO Ret. No.-Yds | Punt Ret. No.-Yds | Int. Ret. No.-Yds. | 3rd-Down Conv. | Time of Poss. |
|-----------------|-----------|-----------|-------------------|------------------------|---------------------------|----------------|------------------|-------------------|-----------------|-------------------|--------------------|----------------|---------------|
| Temple          | 3         | 13        | 36-69-0           | 12-25-2-128-0          | 61-197                    | 6-43.8         | 4-4              | 8-46              | 3-55            | 1-(-5)            | 0-0                | 4 of 13        | 31:31         |
| <b>Oklahoma</b> | <b>51</b> | <b>18</b> | <b>36-220-1</b>   | <b>19-29-0-158-4</b>   | <b>65-378</b>             | <b>5-42.8</b>  | <b>0-0</b>       | <b>7-62</b>       | <b>0-0</b>      | <b>1-13</b>       | <b>2-36</b>        | <b>1 of 12</b> | <b>28:29</b>  |
| Houston         | 12        | 18        | 35-58-0           | 24-28-1-260-1          | 63-318                    | 6-40.7         | 1-1              | 8-70              | 1-19            | 3-(-10)           | 1-0                | 4 of 15        | 35:03         |
| <b>Oklahoma</b> | <b>16</b> | <b>15</b> | <b>29-75-0</b>    | <b>19-32-1-174-2</b>   | <b>61-249</b>             | <b>8-44.0</b>  | <b>2-0</b>       | <b>5-67</b>       | <b>1-10</b>     | <b>3-22</b>       | <b>1-0</b>         | <b>4 of 14</b> | <b>24:57</b>  |
| Tulane          | 19        | 16        | 34-106-0          | 15-33-1-173-2          | 67-279                    | 6-45.2         | 1-1              | 9-60              | 0-0             | 1-18              | 1-22               | 5 of 15        | 26:11         |
| <b>Oklahoma</b> | <b>34</b> | <b>23</b> | <b>45-182-3</b>   | <b>19-30-1-167-1</b>   | <b>75-349</b>             | <b>5-41.2</b>  | <b>0-0</b>       | <b>6-45</b>       | <b>1-21</b>     | <b>1-24</b>       | <b>1-2</b>         | <b>8 of 16</b> | <b>31:42</b>  |
| Tennessee       | 25        | 14        | 52-151-1          | 13-21-0-194-1          | 73-345                    | 8-48.4         | 2-2              | 10-82             | 1-0             | 2-12              | 1-17               | 6 of 19        | 35:41         |
| <b>Oklahoma</b> | <b>15</b> | <b>16</b> | <b>34-36-1</b>    | <b>18-34-1-186-1</b>   | <b>68-222</b>             | <b>7-51.0</b>  | <b>4-2</b>       | <b>3-32</b>       | <b>0-0</b>      | <b>5-30</b>       | <b>0-0</b>         | <b>3 of 15</b> | <b>24:28</b>  |
| <b>Oklahoma</b> | <b>27</b> | <b>11</b> | <b>32-130-2</b>   | <b>10-15-0-161-0</b>   | <b>47-291</b>             | <b>5-47.6</b>  | <b>0-0</b>       | <b>10-78</b>      | <b>1-21</b>     | <b>1-0</b>        | <b>1-63-1</b>      | <b>2 of 11</b> | <b>24:34</b>  |
| at Auburn       | 21        | 26        | 43-144-0          | 21-32-1-338-3          | 75-482                    | 3-49.3         | 1-0              | 7-61              | 1-27            | 2-12              | 0-0                | 4 of 14        | 35:26         |
| vs. Texas       | 34        | 17        | 30-177-3          | 21-31-1-229-1          | 61-406                    | 3-44.3         | 1-0              | 5-57              | 0-0             | 4-70              | 0-0                | 5 of 13        | 27:53         |
| <b>Oklahoma</b> | <b>3</b>  | <b>18</b> | <b>39-89-0</b>    | <b>19-30-0-148-0</b>   | <b>69-237</b>             | <b>6-47.7</b>  | <b>2-2</b>       | <b>7-49</b>       | <b>3-52</b>     | <b>2-19</b>       | <b>1-0</b>         | <b>4 of 15</b> | <b>32:07</b>  |
| South Carolina  |           |           |                   |                        |                           |                |                  |                   |                 |                   |                    |                |               |
| <b>Oklahoma</b> |           |           |                   |                        |                           |                |                  |                   |                 |                   |                    |                |               |
| <b>Oklahoma</b> |           |           |                   |                        |                           |                |                  |                   |                 |                   |                    |                |               |
| at Ole Miss     |           |           |                   |                        |                           |                |                  |                   |                 |                   |                    |                |               |
| Maine           |           |           |                   |                        |                           |                |                  |                   |                 |                   |                    |                |               |
| <b>Oklahoma</b> |           |           |                   |                        |                           |                |                  |                   |                 |                   |                    |                |               |
| <b>Oklahoma</b> |           |           |                   |                        |                           |                |                  |                   |                 |                   |                    |                |               |
| at Missouri     |           |           |                   |                        |                           |                |                  |                   |                 |                   |                    |                |               |
| Alabama         |           |           |                   |                        |                           |                |                  |                   |                 |                   |                    |                |               |
| <b>Oklahoma</b> |           |           |                   |                        |                           |                |                  |                   |                 |                   |                    |                |               |
| <b>Oklahoma</b> |           |           |                   |                        |                           |                |                  |                   |                 |                   |                    |                |               |
| at LSU          |           |           |                   |                        |                           |                |                  |                   |                 |                   |                    |                |               |

STARTING LINEUPS

| OFFENSE   | QB          | RB      | TE    | WR/TE/RB | WR       | WR       | LT      | LG       | C       | RG     | RT      |
|-----------|-------------|---------|-------|----------|----------|----------|---------|----------|---------|--------|---------|
| TEMPLE    | Arnold      | Sawchuk | Sharp | Farooq   | Burks    | Thompson | Sexton  | Hatchett | Hickman | Nwaiwu | Tarquin |
| HOUSTON   | Arnold      | Sawchuk | Sharp | Roberts  | Burks    | Thompson | Tarquin | Sexton   | Bates   | Nwaiwu | Taylor  |
| TULANE    | Arnold      | Sawchuk | Sharp | Ragins   | Burks    | Thompson | Howland | Sexton   | Bates   | Nwaiwu | Tarquin |
| TENNESSEE | Arnold      | Barnes  | Sharp | Tatum    | Burks    | Anderson | Sexton  | Ozaeta   | Hickman | Nwaiwu | Tarquin |
| at Auburn | Hawkins Jr. | Barnes  | Sharp | Roberts  | Ragins   | Thompson | Tarquin | Sexton   | Hickman | Nwaiwu | Taylor  |
| vs. Texas | Hawkins Jr. | Barnes  | Sharp | Hester   | Pettaway | Thompson | Tarquin | Sexton   | Hickman | Nwaiwu | Taylor  |

SOUTH CAROLINA

|             |
|-------------|
| at Ole Miss |
| MAINE       |
| at Missouri |
| ALABAMA     |
| at LSU      |

| DEFENSE   | DE/NB           | NG       | DT      | DE    | MLB      | WLB      | CHEETAH    | CB         | FS              | SS         | CB     |
|-----------|-----------------|----------|---------|-------|----------|----------|------------|------------|-----------------|------------|--------|
| TEMPLE    | Thomas          | Williams | Jackson | Downs | Stutsman | Lewis    | Dolby      | Malone     | Bowen           | Bowman Jr. | Walker |
| HOUSTON   | Thomas          | Williams | Jackson | Downs | Stutsman | Lewis    | Dolby      | Washington | Bowen           | Bowman Jr. | Walker |
| TULANE    | Thomas          | Williams | Halton  | Downs | Stutsman | McKinzie | Washington | Malone     | Spears-Jennings | Bowman Jr. | Walker |
| TENNESSEE | Spears-Jennings | Williams | Terry   | Downs | Stutsman | Lewis    | Dolby      | Malone     | Bowen           | Bowman Jr. | Walker |
| at Auburn | Thomas          | Williams | Jackson | Downs | Stutsman | Lewis    | Omosigho   | Malone     | Spears-Jennings | Bowman Jr. | Walker |
| vs. Texas | Bowen, P.       | Williams | Jackson | Downs | Stutsman | Lewis    | Omosigho   | Bowen, E.  | Spears-Jennings | Bowman Jr. | Walker |

SOUTH CAROLINA

|             |
|-------------|
| at Ole Miss |
| MAINE       |
| at Missouri |
| ALABAMA     |
| at LSU      |

### 3RD-DOWN CONVERSIONS

| Date     | Opponent    | Score    | Overall |       | 1st Qtr |       | 2nd Qtr |       | 3rd Qtr |       | 4th Qtr |       | OT  |     |
|----------|-------------|----------|---------|-------|---------|-------|---------|-------|---------|-------|---------|-------|-----|-----|
|          |             |          | Att     | Pct   | Att     | Pct   | Att     | Pct   | Att     | Pct   | Att     | Pct   | Att | Pct |
| Aug. 30  | TEMPLE      | W, 51-3  | 1-12    | 8.3%  | 0-3     | 0.0%  | 0-4     | 0.0%  | 0-3     | 0.0%  | 1-2     | 50.0% | —   | —   |
| Sept. 7  | HOUSTON     | W, 16-12 | 4-14    | 28.6% | 0-2     | 0.0%  | 2-5     | 0.0%  | 1-2     | 50.0% | 1-5     | 20.0% | —   | —   |
| Sept. 14 | TULANE      | W, 34-19 | 8-16    | 50.0% | 5-6     | 83.3% | 1-2     | 50.0% | 1-3     | 33.3% | 1-5     | 20.0% | —   | —   |
| Sept. 21 | TENNESSEE   | L, 15-25 | 3-15    | 20.0% | 1-4     | 25.0% | 0-3     | 0.0%  | 0-3     | 0.0%  | 2-5     | 40.0% | —   | —   |
| Sept. 28 | at Auburn   | W, 27-21 | 2-10    | 20.0% | 1-3     | 33.3% | 0-2     | 0.0%  | 1-3     | 33.3% | 0-2     | 0.0%  | —   | —   |
| Oct. 12  | vs. TEXAS   | L, 3-34  | 4-15    | 26.7% | 1-4     | 25.0% | 0-2     | 0.0%  | 0-2     | 0.0%  | 3-7     | 42.9% | —   | —   |
| Oct. 19  | S. CAROLINA |          |         |       |         |       |         |       |         |       |         |       |     |     |
| Oct. 26  | at Ole Miss |          |         |       |         |       |         |       |         |       |         |       |     |     |
| Nov. 2   | MAINE       |          |         |       |         |       |         |       |         |       |         |       |     |     |
| Nov. 9   | at Missouri |          |         |       |         |       |         |       |         |       |         |       |     |     |
| Nov. 23  | ALABAMA     |          |         |       |         |       |         |       |         |       |         |       |     |     |
| Nov. 30  | at LSU      |          |         |       |         |       |         |       |         |       |         |       |     |     |

### 4TH-DOWN CONVERSIONS

| Date     | Opponent    | Score    | Overall |        | 1st Qtr |        | 2nd Qtr |        | 3rd Qtr |      | 4th Qtr |       | OT  |     |
|----------|-------------|----------|---------|--------|---------|--------|---------|--------|---------|------|---------|-------|-----|-----|
|          |             |          | Att     | Pct    | Att     | Pct    | Att     | Pct    | Att     | Pct  | Att     | Pct   | Att | Pct |
| Aug. 30  | TEMPLE      | W, 51-3  | 3-3     | 100.0% | 1-1     | 100.0% | 2-2     | 100.0% | 0-0     | 0.0% | 0-0     | 0.0%  | —   | —   |
| Sept. 7  | HOUSTON     | W, 16-12 | 0-0     | 0.0%   | 0-0     | 0.0%   | 0-0     | 0.0%   | 0-0     | 0.0% | 0-0     | 0.0%  | —   | —   |
| Sept. 14 | TULANE      | W, 34-19 | 0-0     | 0.0%   | 0-0     | 0.0%   | 0-0     | 0.0%   | 0-0     | 0.0% | 0-0     | 0.0%  | —   | —   |
| Sept. 21 | TENNESSEE   | L, 15-25 | 1-3     | 33.3%  | 0-1     | 0.0%   | 0-0     | 0.0%   | 0-0     | 0.0% | 1-2     | 50.0% | —   | —   |
| Sept. 28 | at Auburn   | W, 27-21 | 0-1     | 0.0%   | 0-0     | 0.0%   | 0-0     | 0.0%   | 0-0     | 0.0% | 0-1     | 0.0%  | —   | —   |
| Oct. 12  | vs. TEXAS   | L, 3-34  | 1-2     | 50.0%  | 0-0     | 0.0%   | 0-0     | 0.0%   | 0-0     | 0.0% | 1-2     | 50.0% | —   | —   |
| Oct. 19  | S. CAROLINA |          |         |        |         |        |         |        |         |      |         |       |     |     |
| Oct. 26  | at Ole Miss |          |         |        |         |        |         |        |         |      |         |       |     |     |
| Nov. 2   | MAINE       |          |         |        |         |        |         |        |         |      |         |       |     |     |
| Nov. 9   | at Missouri |          |         |        |         |        |         |        |         |      |         |       |     |     |
| Nov. 23  | ALABAMA     |          |         |        |         |        |         |        |         |      |         |       |     |     |
| Nov. 30  | at LSU      |          |         |        |         |        |         |        |         |      |         |       |     |     |

### TIME OF POSSESSION

| Date     | Opponent    | Score    | Overall |          | 1st Qtr |          | 2nd Qtr |          | 3rd Qtr |          | 4th Qtr |  |
|----------|-------------|----------|---------|----------|---------|----------|---------|----------|---------|----------|---------|--|
|          |             |          | Time    | Opponent | Time    | Opponent | Time    | Opponent | Time    | Opponent |         |  |
| Aug. 30  | TEMPLE      | W, 51-3  | 28:29   |          | 7:16    |          | 8:12    |          | 6:36    |          | 6:25    |  |
| Sept. 7  | HOUSTON     | W, 16-12 | 24:57   |          | 3:48    |          | 7:35    |          | 4:36    |          | 8:58    |  |
| Sept. 14 | TULANE      | W, 34-19 | 31:42   |          | 7:05    |          | 7:19    |          | 8:30    |          | 8:48    |  |
| Sept. 21 | TENNESSEE   | L, 15-25 | 24:28   |          | 8:34    |          | 3:16    |          | 3:21    |          | 9:17    |  |
| Sept. 28 | at Auburn   | W, 27-21 | 24:34   |          | 3:22    |          | 7:30    |          | 8:33    |          | 5:09    |  |
| Oct. 12  | vs. TEXAS   | L, 3-34  | 32:07   |          | 9:53    |          | 6:12    |          | 4:47    |          | 11:15   |  |
| Oct. 19  | S. CAROLINA |          |         |          |         |          |         |          |         |          |         |  |
| Oct. 26  | at Ole Miss |          |         |          |         |          |         |          |         |          |         |  |
| Nov. 2   | MAINE       |          |         |          |         |          |         |          |         |          |         |  |
| Nov. 9   | at Missouri |          |         |          |         |          |         |          |         |          |         |  |
| Nov. 23  | ALABAMA     |          |         |          |         |          |         |          |         |          |         |  |
| Nov. 30  | at LSU      |          |         |          |         |          |         |          |         |          |         |  |

### OU GIVEAWAYS/TAKEAWAYS

| Game         | Giveaways |          |          | Takeaways |          |           | Dif.      |
|--------------|-----------|----------|----------|-----------|----------|-----------|-----------|
|              | Fum       | Int      | Tot      | Fum       | Int      | Tot       |           |
| TEMPLE       | 0         | 0        | 0        | 4         | 2        | 6         | +6        |
| HOUSTON      | 0         | 1        | 1        | 1         | 1        | 2         | +1        |
| TULANE       | 0         | 1        | 1        | 1         | 1        | 2         | +1        |
| TENNESSEE    | 2         | 1        | 3        | 2         | 0        | 2         | -1        |
| at Auburn    | 0         | 0        | 0        | 0         | 1        | 1         | +1        |
| vs. TEXAS    | 2         | 0        | 2        | 0         | 1        | 1         | -1        |
| S. CAROLINA  |           |          |          |           |          |           |           |
| at Ole Miss  |           |          |          |           |          |           |           |
| MAINE        |           |          |          |           |          |           |           |
| at Missouri  |           |          |          |           |          |           |           |
| ALABAMA      |           |          |          |           |          |           |           |
| at LSU       |           |          |          |           |          |           |           |
| <b>Total</b> | <b>4</b>  | <b>3</b> | <b>7</b> | <b>8</b>  | <b>6</b> | <b>14</b> | <b>+7</b> |

### FUMBLES

| Name                 | No.- Lost  |
|----------------------|------------|
| Arnold, Jackson      | 2-2        |
| Tatum, Taylor        | 2-1        |
| Hawkins Jr., Michael | 1-1        |
| Bowen, Peyton        | 1-0        |
| Bowman Jr., Billy    | 1-0        |
| Tatum, Taylor        | 1-0        |
| <b>Total</b>         | <b>8-4</b> |

### OPENING DRIVES — OFFENSE

| Game        | 1st Half  | 2nd Half     |
|-------------|-----------|--------------|
| TEMPLE      | Touchdown | Punt         |
| HOUSTON     | Punt      | Interception |
| TULANE      | Touchdown | Field Goal   |
| TENNESSEE   | Downs     | Punt         |
| at Auburn   | Touchdown | Punt         |
| vs. TEXAS   | Missed FG | Punt         |
| S. CAROLINA |           |              |
| at Ole Miss |           |              |
| MAINE       |           |              |
| at Missouri |           |              |
| ALABAMA     |           |              |
| LSU         |           |              |

### OPENING DRIVES — DEFENSE

| Game        | 1st Half     | 2nd Half  |
|-------------|--------------|-----------|
| TEMPLE      | Punt         | Punt      |
| HOUSTON     | Field Goal   | Touchdown |
| TULANE      | Punt         | Touchdown |
| TENNESSEE   | Punt         | Punt      |
| at Auburn   | Punt         | Punt      |
| vs. TEXAS   | Interception | Downs     |
| S. CAROLINA |              |           |
| at Ole Miss |              |           |
| MAINE       |              |           |
| at Missouri |              |           |
| ALABAMA     |              |           |
| LSU         |              |           |

### OU ON PREGAME COIN FLIPS

| Game        | Result          | Score    |
|-------------|-----------------|----------|
| TEMPLE      | Lost (Kicked)   | W, 51-3  |
| HOUSTON     | Lost (Received) | W, 16-12 |
| TULANE      | Won (Kicked)    | W, 34-19 |
| TENNESSEE   | Lost (Received) | L, 15-25 |
| at Auburn   | Won (Kicked)    | W, 27-21 |
| vs. TEXAS   | Lost (Kicked)   | L, 3-34  |
| S. CAROLINA |                 |          |
| at Ole Miss |                 |          |
| MAINE       |                 |          |
| at Missouri |                 |          |
| ALABAMA     |                 |          |
| LSU         |                 |          |

### DEFENSIVE LEADERS

| No.              | Name                    | GP       | Solo       | Ast        | Total      | TFL-Yds       | Sacks-Yards   | Int-Yds      | BrUp      | QBH       | Rcv-Yds     | FF       | Block    | Saf      |
|------------------|-------------------------|----------|------------|------------|------------|---------------|---------------|--------------|-----------|-----------|-------------|----------|----------|----------|
| 28               | Stutsman, Danny         | 6        | 24         | 22         | 46         | 3.5-6         | .             | .            | .         | 1         | .           | .        | .        | .        |
| 3                | Spears-Jennings, Robert | 6        | 29         | 11         | 40         | 3.5-19        | 2-18          | 1-0          | .         | .         | 1-0         | 3        | .        | .        |
| 10               | Lewis, Kip              | 6        | 16         | 11         | 27         | 2.5-3         | .             | 1-63         | .         | .         | .           | .        | .        | .        |
| 2                | Bowman Jr., Billy       | 6        | 18         | 6          | 24         | 1-1           | .             | 2-2          | 1         | .         | 1-0         | .        | .        | .        |
| 24               | Omosigbo, Sammy         | 6        | 10         | 9          | 19         | 3.5-7         | .             | .            | .         | 2         | .           | .        | .        | .        |
| 22               | Bowen, Peyton           | 6        | 9          | 9          | 18         | .             | .             | .            | .         | .         | .           | .        | .        | .        |
| 26               | Walker, Kani            | 6        | 11         | 5          | 16         | 1-1           | .             | 1-10         | 5         | .         | .           | .        | .        | .        |
| 52               | Williams, Damic         | 6        | 9          | 7          | 16         | 2-6           | 1-5           | .            | .         | 1         | .           | .        | .        | .        |
| 5                | Washington, Woodi       | 5        | 7          | 9          | 16         | .             | .             | .            | .         | .         | .           | .        | .        | .        |
| 20               | Carter, Lewis           | 6        | 13         | 2          | 15         | 2-8           | .             | .            | .         | .         | 1-0         | 1        | .        | .        |
| 11               | McKinzie, Kobie         | 6        | 7          | 8          | 15         | 2-7           | 1-6           | .            | 1         | .         | .           | .        | .        | .        |
| 40               | Downs, Ethan            | 6        | 9          | 4          | 13         | 3-15          | 2-13          | .            | 1         | 1         | 1-1         | 1        | .        | .        |
| 95               | Terry, Da'Jon           | 6        | 6          | 7          | 13         | 2-4           | 0.5-1         | .            | .         | .         | 1-0         | .        | .        | .        |
| 23               | Bowen, Eli              | 4        | 9          | 3          | 12         | 1-1           | .             | .            | 1         | .         | .           | .        | .        | .        |
| 4                | Malone, Dez             | 6        | 9          | 3          | 12         | 1-2           | .             | .            | 2         | .         | .           | .        | .        | .        |
| 65               | Jackson, Jayden         | 6        | 3          | 9          | 12         | .             | .             | .            | .         | .         | .           | .        | .        | .        |
| 32               | Mason, R Mason          | 6        | 8          | 4          | 12         | 6.5-38        | 5.5-37        | .            | 1         | 3         | 1-8         | 1        | .        | .        |
| 56               | Halton, Gracen          | 6        | 9          | 2          | 11         | 3.5-25        | 2.5-20        | .            | .         | 2         | 1-0         | 1        | .        | 1        |
| 15               | Dolby, Kendel           | 3        | 7          | 3          | 10         | 1-2           | 1-2           | .            | 1         | 1         | .           | .        | .        | .        |
| 30               | Ford, Trace             | 6        | 7          | 1          | 8          | 3-8           | 1-3           | .            | 1         | .         | .           | 2        | .        | .        |
| 19               | Johnson, Jacobe         | 6        | 6          | 1          | 7          | .             | .             | .            | .         | .         | .           | .        | .        | .        |
| 7                | Kanak, Jaren            | 6        | .          | 7          | 7          | .             | .             | .            | .         | .         | 1-21        | .        | .        | .        |
| 25               | Boganowski, Michael     | 6        | 3          | 2          | 5          | .             | .             | .            | .         | .         | .           | .        | .        | .        |
| 90               | Woullard, Caiden        | 6        | 2          | 3          | 5          | 0.5-1         | .             | .            | 1         | 1         | .           | .        | .        | .        |
| 38               | Heinecke, Owen          | 6        | 3          | .          | 3          | .             | .             | .            | .         | .         | .           | .        | .        | .        |
| 0                | Stone, David            | 6        | 1          | 2          | 3          | 1-4           | .             | .            | .         | .         | .           | .        | .        | .        |
| 47               | Nesta, James            | 1        | 1          | 1          | 2          | .             | .             | .            | .         | .         | .           | .        | .        | .        |
| 14               | Hardy, Jaydan           | 6        | 1          | 1          | 2          | .             | .             | 1-26         | .         | .         | .           | .        | .        | .        |
| 99               | Strong, Markus          | 1        | 2          | .          | 2          | 2-7           | 2-7           | .            | .         | .         | .           | .        | .        | .        |
| 55               | Sanders, Ashton         | 6        | .          | 1          | 1          | 0.5-3         | 0.5-3         | .            | .         | .         | .           | .        | .        | .        |
| 80               | Kysar, Bergin           | 1        | 1          | .          | 1          | .             | .             | .            | .         | .         | .           | .        | .        | .        |
| 34               | Schmit, Zach            | 6        | 1          | .          | 1          | .             | .             | .            | .         | .         | .           | .        | .        | .        |
| 13               | Hester, JJ              | 6        | 1          | .          | 1          | .             | .             | .            | .         | .         | .           | .        | .        | .        |
| 21               | Newcombe, Jeremiah      | 1        | .          | 1          | 1          | .             | .             | .            | .         | .         | .           | .        | .        | .        |
| 13               | Powers III, Reggie      | 5        | 1          | .          | 1          | .             | .             | .            | .         | .         | .           | .        | .        | .        |
| 34               | Adebawore, Adepoju      | 5        | .          | 1          | 1          | .             | .             | .            | .         | .         | .           | .        | .        | .        |
| 6                | Burks, Deion            | 4        | 1          | .          | 1          | .             | .             | .            | .         | .         | .           | .        | .        | .        |
| 96               | Sears, Davon            | 2        | .          | 1          | 1          | .             | .             | .            | .         | .         | .           | .        | .        | .        |
| 10               | Sharp, Bauer            | 6        | 1          | .          | 1          | .             | .             | .            | .         | .         | .           | .        | .        | .        |
| 8                | Vickers, Makari         | 3        | 1          | .          | 1          | .             | .             | .            | .         | .         | .           | .        | .        | .        |
| 1                | McCullough, Dasan       | 1        | 1          | .          | 1          | .             | .             | .            | .         | .         | .           | .        | .        | .        |
| 50               | Anderson, Ben           | 6        | 1          | .          | 1          | .             | .             | .            | .         | .         | .           | .        | .        | .        |
| <b>Totals</b>    |                         | <b>6</b> | <b>248</b> | <b>156</b> | <b>404</b> | <b>46-168</b> | <b>19-115</b> | <b>6-101</b> | <b>15</b> | <b>12</b> | <b>8-30</b> | <b>9</b> | <b>0</b> | <b>1</b> |
| <b>Opponents</b> |                         | <b>6</b> | <b>245</b> | <b>136</b> | <b>381</b> | <b>43-154</b> | <b>20-107</b> | <b>3-39</b>  | <b>13</b> | <b>12</b> | <b>4-0</b>  | <b>4</b> | <b>0</b> | <b>1</b> |

## DEFENSIVE GAME-BY-GAME

### TACKLES

| Player                  | UA-A  | Total | TEM | HOU  | TLN | TEN | AUB | UT  | SCAR | OM | MAINE | MIZ | ALA | LSU |
|-------------------------|-------|-------|-----|------|-----|-----|-----|-----|------|----|-------|-----|-----|-----|
| Stutsman, Danny         | 24-22 | 46    | 3-3 | 12-3 | 6-6 | 0-3 | 1-3 | 2-4 |      |    |       |     |     |     |
| Spears-Jennings, Robert | 29-11 | 40    | 3-1 | 4-1  | 6-1 | 7-6 | 4-2 | 5-0 |      |    |       |     |     |     |
| Lewis, Kip              | 16-11 | 27    | 3-1 | 2-2  | 0-1 | 4-3 | 4-1 | 3-3 |      |    |       |     |     |     |
| Bowman Jr., Billy       | 18-6  | 24    | 3-0 | 4-1  | 3-0 | 0-4 | 7-1 | 1-0 |      |    |       |     |     |     |
| Omosigho, Sammy         | 10-9  | 19    | 1-2 | 5-0  | 2-2 | 0-4 | 2-1 | -   |      |    |       |     |     |     |
| Bowen, Peyton           | 9-9   | 18    | -   | 0-1  | 1-0 | 0-7 | 4-1 | 4-0 |      |    |       |     |     |     |
| Walker, Kani            | 11-5  | 16    | 2-1 | -    | 3-1 | 3-2 | 2-1 | 1-0 |      |    |       |     |     |     |
| Williams, Damonic       | 9-7   | 16    | 0-2 | 1-1  | 1-2 | 4-0 | 1-0 | 2-2 |      |    |       |     |     |     |
| Washington, Woodi       | 7-9   | 16    | DNP | 2-4  | -   | 2-1 | 2-4 | 1-0 |      |    |       |     |     |     |
| Carter, Lewis           | 13-2  | 15    | 3-1 | 2-0  | -   | 6-0 | 1-0 | 1-1 |      |    |       |     |     |     |
| McKinzie, Kobie         | 7-8   | 15    | 1-0 | 1-1  | 1-3 | -   | 3-3 | 1-1 |      |    |       |     |     |     |
| Downs, Ethan            | 9-4   | 13    | 2-0 | 0-2  | 1-1 | 2-0 | 1-1 | 3-0 |      |    |       |     |     |     |
| Terry, Da'Jon           | 6-7   | 13    | 1-0 | 0-2  | 3-1 | 1-1 | 0-1 | 1-2 |      |    |       |     |     |     |
| Malone, Dez             | 9-3   | 12    | 1-0 | 2-0  | 1-0 | 2-1 | 3-1 | 0-1 |      |    |       |     |     |     |
| Bowen, Eli              | 9-3   | 12    | DNP | DNP  | -   | 2-0 | 2-0 | 5-3 |      |    |       |     |     |     |
| Mason, R Mason          | 8-4   | 12    | 2-1 | 0-1  | 3-0 | 0-1 | 3-1 | -   |      |    |       |     |     |     |
| Jackson, Jayden         | 3-9   | 12    | 1-0 | 0-1  | 1-1 | 1-2 | -   | 0-5 |      |    |       |     |     |     |
| Halton, Gracen          | 9-2   | 11    | 2-1 | 2-0  | 2-0 | 1-0 | 1-0 | 1-1 |      |    |       |     |     |     |
| Dolby, Kendel           | 7-3   | 10    | 2-0 | 4-1  | DNP | 1-2 | DNP | DNP |      |    |       |     |     |     |
| Ford, Trace             | 7-1   | 8     | -   | -    | -   | 3-0 | 4-1 | -   |      |    |       |     |     |     |
| Johnson, Jacobe         | 6-1   | 7     | 3-1 | 2-0  | 1-0 | -   | -   | -   |      |    |       |     |     |     |
| Kanak, Jaren            | 0-7   | 7     | 0-2 | 0-3  | 0-1 | -   | -   | 0-1 |      |    |       |     |     |     |
| Boganowski, Michael     | 3-2   | 5     | 1-0 | 0-1  | -   | -   | 1-1 | 1-0 |      |    |       |     |     |     |
| Woullard, Caiden        | 2-3   | 5     | -   | 1-0  | -   | 0-1 | 1-1 | 0-1 |      |    |       |     |     |     |
| Heinecke, Owen          | 3-0   | 3     | 2-0 | -    | -   | -   | -   | 1-0 |      |    |       |     |     |     |
| Stone, David            | 1-2   | 3     | 0-2 | -    | -   | 1-0 | -   | -   |      |    |       |     |     |     |
| Strong, Markus          | 2-0   | 2     | 2-0 | DNP  | DNP | DNP | DNP | DNP |      |    |       |     |     |     |
| Hardy, Jaydan           | 1-1   | 2     | -   | 0-1  | -   | 1-0 | -   | -   |      |    |       |     |     |     |
| Nesta, James            | 1-1   | 2     | 1-1 | DNP  | DNP | DNP | DNP | DNP |      |    |       |     |     |     |
| McCullough, Dasan       | 1-0   | 1     | DNP | DNP  | DNP | DNP | DNP | 1-0 |      |    |       |     |     |     |
| Burks, Deion            | 1-0   | 1     | -   | 1-0  | -   | -   | DNP | DNP |      |    |       |     |     |     |
| Vickers, Makari         | 1-0   | 1     | DNP | DNP  | DNP | -   | -   | 1-0 |      |    |       |     |     |     |
| Sharp, Bauer            | 1-0   | 1     | -   | -    | -   | -   | -   | 1-0 |      |    |       |     |     |     |
| Hester, JJ              | 1-0   | 1     | -   | -    | -   | 1-0 | -   | -   |      |    |       |     |     |     |
| Powers III, Reggie      | 1-0   | 1     | -   | -    | DNP | -   | -   | 1-0 |      |    |       |     |     |     |
| Schmit, Zach            | 1-0   | 1     | -   | -    | -   | -   | 1-0 | -   |      |    |       |     |     |     |
| Anderson, Ben           | 1-0   | 1     | -   | -    | -   | -   | 1-0 | -   |      |    |       |     |     |     |
| Kysar, Bergin           | 1-0   | 1     | 1-0 | DNP  | DNP | DNP | DNP | DNP |      |    |       |     |     |     |
| Newcombe, Jeremiah      | 0-1   | 1     | 0-1 | DNP  | DNP | DNP | DNP | DNP |      |    |       |     |     |     |
| Adebawore, Adepaju      | 0-1   | 1     | -   | -    | -   | DNP | -   | 0-1 |      |    |       |     |     |     |
| Sanders, Ashton         | 0-1   | 1     | 0-1 | -    | -   | -   | -   | -   |      |    |       |     |     |     |
| Sears, Davon            | 0-1   | 1     | 0-1 | -    | DNP | DNP | DNP | DNP |      |    |       |     |     |     |

## DEFENSIVE GAME-BY-GAME

### TACKLES FOR LOSS

| Player                  | UA-A | Total | TEM   | HOU    | TLN    | TEN   | AUB    | UT    | SCAR | OM | MAINE | MIZ | ALA | LSU |
|-------------------------|------|-------|-------|--------|--------|-------|--------|-------|------|----|-------|-----|-----|-----|
| Thomas, R Mason         | 6-1  | 6.5   | 1.0-1 | -      | 3.0-17 | 0.5-1 | 2.0-19 | -     |      |    |       |     |     |     |
| Spears-Jennings, Robert | 3-1  | 3.5   | -     | 1.0-1  | 0.5-0  | 1.0-9 | 1.0-9  | -     |      |    |       |     |     |     |
| Omosigho, Sammy         | 3-1  | 3.5   | 0.5-1 | 2.0-4  | -      | -     | 1.0-2  | -     |      |    |       |     |     |     |
| Halton, Gracen          | 3-1  | 3.5   | 1.5-9 | 2.0-16 | -      | -     | -      | -     |      |    |       |     |     |     |
| Stutsman, Danny         | 2-3  | 3.5   | -     | 1.0-1  | 0.5-1  | -     | 0.5-1  | 1.5-3 |      |    |       |     |     |     |
| Ford, Trace             | 3-0  | 3.0   | -     | -      | -      | 2.0-7 | 1.0-1  | -     |      |    |       |     |     |     |
| Downs, Ethan            | 3-0  | 3.0   | 1.0-7 | -      | 1.0-2  | -     | -      | 1.0-6 |      |    |       |     |     |     |
| Lewis, Kip              | 2-1  | 2.5   | 0.5-0 | -      | -      | -     | 1.0-2  | 1.0-1 |      |    |       |     |     |     |
| McKinzie, Kobie         | 2-0  | 2.0   | -     | -      | 1.0-1  | -     | 1.0-6  | -     |      |    |       |     |     |     |
| Carter, Lewis           | 2-0  | 2.0   | -     | -      | -      | 2.0-8 | -      | -     |      |    |       |     |     |     |
| Williams, Damonic       | 2-0  | 2.0   | -     | 1.0-5  | -      | 1.0-1 | -      | -     |      |    |       |     |     |     |
| Strong, Markus          | 2-0  | 2.0   | 2.0-7 | DNP    | DNP    | DNP   | DNP    | DNP   |      |    |       |     |     |     |
| Terry, Da'Jon           | 0-4  | 2.0   | -     | -      | -      | 0.5-1 | 0.5-1  | 1.0-2 |      |    |       |     |     |     |
| Stone, David            | 1-0  | 1.0   | -     | -      | -      | 1.0-4 | -      | -     |      |    |       |     |     |     |
| Bowman Jr., Billy       | 1-0  | 1.0   | 1.0-1 | -      | -      | -     | -      | -     |      |    |       |     |     |     |
| Malone, Dez             | 1-0  | 1.0   | -     | -      | 1.0-2  | -     | -      | -     |      |    |       |     |     |     |
| Dolby, Kendel           | 1-0  | 1.0   | 1.0-2 | -      | DNP    | -     | DNP    | DNP   |      |    |       |     |     |     |
| Bowen, Eli              | 1-0  | 1.0   | DNP   | DNP    | -      | -     | -      | 1.0-1 |      |    |       |     |     |     |
| Walker, Kani            | 1-0  | 1.0   | -     | -      | -      | 1.0-1 | -      | -     |      |    |       |     |     |     |
| Sanders, Ashton         | 0-1  | 0.5   | 0.5-3 | -      | -      | -     | -      | -     |      |    |       |     |     |     |
| Woullard, Caiden        | 0-1  | 0.5   | -     | -      | -      | -     | -      | 0.5-1 |      |    |       |     |     |     |

### SACKS

| Player                  | UA-A | Total | TEM   | HOU  | TLN  | TEN   | AUB  | UT  | SCAR | OM | MAINE | MIZ | ALA | LSU |
|-------------------------|------|-------|-------|------|------|-------|------|-----|------|----|-------|-----|-----|-----|
| Thomas, R Mason         | 5-1  | 5.5   | -     | -    | 3-17 | 0.5-1 | 2-19 | -   |      |    |       |     |     |     |
| Halton, Gracen          | 2-1  | 2.5   | 1.5-9 | 1-11 | -    | -     | -    | -   |      |    |       |     |     |     |
| Spears-Jennings, Robert | 2-0  | 2     | -     | -    | -    | 1-9   | 1-9  | -   |      |    |       |     |     |     |
| Downs, Ethan            | 2-0  | 2     | 1-7   | -    | -    | -     | -    | 1-6 |      |    |       |     |     |     |
| Strong, Markus          | 2-0  | 2     | 2-7   | DNP  | DNP  | DNP   | DNP  | DNP |      |    |       |     |     |     |
| McKinzie, Kobie         | 1-0  | 1     | -     | -    | -    | -     | 1-6  | -   |      |    |       |     |     |     |
| Dolby, Kendel           | 1-0  | 1     | 1-2   | -    | DNP  | -     | DNP  | DNP |      |    |       |     |     |     |
| Ford, Trace             | 1-0  | 1     | -     | -    | -    | 1-3   | -    | -   |      |    |       |     |     |     |
| Williams, Damonic       | 1-0  | 1     | -     | 1-5  | -    | -     | -    | -   |      |    |       |     |     |     |
| Sanders, Ashton         | 0-1  | 0.5   | 0.5-3 | -    | -    | -     | -    | -   |      |    |       |     |     |     |
| Terry, Da'Jon           | 0-1  | 0.5   | -     | -    | -    | 0.5-1 | -    | -   |      |    |       |     |     |     |

### PARTICIPATION GAME-BY-GAME

| NO. | NAME                 | GP/GS | TEM   | HOU   | TLN   | TEN   | AUB   | UT    | SCAR | OM | MAINE | MIZ | ALA | LSU |
|-----|----------------------|-------|-------|-------|-------|-------|-------|-------|------|----|-------|-----|-----|-----|
| 34  | Adebawore, Adepoju   | 5/0   | XXX   | XXX   | XXX   | ...   | XXX   | XXX   |      |    |       |     |     |     |
| 50  | Anderson, Ben        | 6/0   | XXX   | XXX   | XXX   | XXX   | XXX   | XXX   |      |    |       |     |     |     |
| 4   | Anderson, Nic        | 1/1   | ...   | ...   | ...   | START | ...   | ...   |      |    |       |     |     |     |
| 5   | Anthony, Andre       | 1/0   | XXX   | ...   | ...   | ...   | ...   | ...   |      |    |       |     |     |     |
| 11  | Arnold, Jackson      | 4/4   | START | START | START | START | ...   | ...   |      |    |       |     |     |     |
| 2   | Barnes, Jovantae     | 6/3   | XXX   | XXX   | XXX   | START | START | START |      |    |       |     |     |     |
| 64  | Bates, Joshua        | 3/2   | XXX   | START | START | ...   | ...   | ...   |      |    |       |     |     |     |
| 25  | Boganowski, Michael  | 6/0   | XXX   | XXX   | XXX   | XXX   | XXX   | XXX   |      |    |       |     |     |     |
| 23  | Bowen, Eli           | 4/1   | ...   | ...   | XXX   | XXX   | XXX   | START |      |    |       |     |     |     |
| 22  | Bowen, Peyton        | 6/4   | START | START | XXX   | START | XXX   | START |      |    |       |     |     |     |
| 2   | Bowman Jr., Billy    | 6/6   | START | START | START | START | START | START |      |    |       |     |     |     |
| 56  | Brooks, Eugene       | 3/0   | XXX   | XXX   | XXX   | ...   | ...   | ...   |      |    |       |     |     |     |
| 58  | Brown, Spencer       | 6/0   | XXX   | XXX   | XXX   | XXX   | XXX   | XXX   |      |    |       |     |     |     |
| 6   | Burks, Deion         | 4/4   | START | START | START | START | ...   | ...   |      |    |       |     |     |     |
| 29  | Calmus, Casen        | 1/0   | XXX   | ...   | ...   | ...   | ...   | ...   |      |    |       |     |     |     |
| 82  | Carreon, Ivan        | 4/0   | XXX   | ...   | XXX   | ...   | XXX   | XXX   |      |    |       |     |     |     |
| 20  | Carter, Lewis        | 6/0   | XXX   | XXX   | XXX   | XXX   | XXX   | XXX   |      |    |       |     |     |     |
| 15  | Dolby, Kendel        | 3/3   | START | START | ...   | START | ...   | ...   |      |    |       |     |     |     |
| 40  | Downs, Ethan         | 6/6   | START | START | START | START | START | START |      |    |       |     |     |     |
| 48  | Elzinga, Luke        | 6/0   | XXX   | XXX   | XXX   | XXX   | XXX   | XXX   |      |    |       |     |     |     |
| 52  | Everett, Troy        | 1/0   | ...   | ...   | ...   | ...   | ...   | XXX   |      |    |       |     |     |     |
| 3   | Faroog, Jalil        | 1/1   | START | ...   | ...   | ...   | ...   | ...   |      |    |       |     |     |     |
| 30  | Ford, Trace          | 6/0   | XXX   | XXX   | XXX   | XXX   | XXX   | XXX   |      |    |       |     |     |     |
| 20  | Franklin, Sam        | 6/0   | XXX   | XXX   | XXX   | XXX   | XXX   | XXX   |      |    |       |     |     |     |
| 42  | Gilmore, Wyatt       | 1/0   | XXX   | ...   | ...   | ...   | ...   | ...   |      |    |       |     |     |     |
| 56  | Halton, Gracen       | 6/1   | XXX   | XXX   | START | XXX   | XXX   | XXX   |      |    |       |     |     |     |
| 14  | Hardy, Jaydan        | 6/0   | XXX   | XXX   | XXX   | XXX   | XXX   | XXX   |      |    |       |     |     |     |
| 66  | Hatchett, Geirean    | 1/1   | START | ...   | ...   | ...   | ...   | ...   |      |    |       |     |     |     |
| 9   | Hawkins Jr., Michael | 4/2   | XXX   | ...   | ...   | XXX   | START | START |      |    |       |     |     |     |
| 38  | Heinecke, Owen       | 6/0   | XXX   | XXX   | XXX   | XXX   | XXX   | XXX   |      |    |       |     |     |     |
| 91  | Heinig, Drew         | 1/0   | XXX   | ...   | ...   | ...   | ...   | ...   |      |    |       |     |     |     |
| 18  | Helms, Kaden         | 2/0   | XXX   | ...   | XXX   | ...   | ...   | ...   |      |    |       |     |     |     |
| 13  | Hester, J.J.         | 6/1   | XXX   | XXX   | XXX   | XXX   | XXX   | START |      |    |       |     |     |     |
| 51  | Hickman, Branson     | 4/4   | START | ...   | ...   | START | START | START |      |    |       |     |     |     |
| 0   | Hicks, Kalib         | 3/0   | ...   | XXX   | XXX   | XXX   | ...   | ...   |      |    |       |     |     |     |
| 93  | Hodges, Ace          | 1/0   | XXX   | ...   | ...   | ...   | ...   | ...   |      |    |       |     |     |     |
| 71  | Howland, Logan       | 6/1   | XXX   | XXX   | START | XXX   | XXX   | XXX   |      |    |       |     |     |     |
| 65  | Jackson, Jayden      | 6/4   | START | START | XXX   | XXX   | START | START |      |    |       |     |     |     |
| 19  | Johnson, Jacobe      | 6/0   | XXX   | XXX   | XXX   | XXX   | XXX   | XXX   |      |    |       |     |     |     |
| 12  | Jordan, Devon        | 5/0   | XXX   | ...   | XXX   | XXX   | XXX   | XXX   |      |    |       |     |     |     |
| 88  | Jordan, Jacob        | 1/0   | XXX   | ...   | ...   | ...   | ...   | ...   |      |    |       |     |     |     |
| 7   | Kanak, Jaren         | 6/0   | XXX   | XXX   | XXX   | XXX   | XXX   | XXX   |      |    |       |     |     |     |
| 7   | Kearney, Zion        | 4/0   | XXX   | ...   | XXX   | ...   | XXX   | XXX   |      |    |       |     |     |     |
| 98  | Keltner, Tyler       | 5/0   | XXX   | XXX   | XXX   | XXX   | ...   | XXX   |      |    |       |     |     |     |
| 80  | Kysar, Bergin        | 1/0   | XXX   | ...   | ...   | ...   | ...   | ...   |      |    |       |     |     |     |
| 10  | Lewis, Kip           | 6/5   | START | START | XXX   | START | START | START |      |    |       |     |     |     |
| 48  | Malaska, Jocelyn     | 1/0   | XXX   | ...   | ...   | ...   | ...   | ...   |      |    |       |     |     |     |
| 4   | Malone, Dez          | 6/4   | START | XXX   | START | START | START | XXX   |      |    |       |     |     |     |
| 1   | McCullough, Dasan    | 1/0   | ...   | ...   | ...   | ...   | ...   | XXX   |      |    |       |     |     |     |
| 86  | McIntyre, Kade       | 3/0   | XXX   | XXX   | ...   | ...   | XXX   | ...   |      |    |       |     |     |     |
| 11  | McKinzie, Kobie      | 6/1   | XXX   | XXX   | START | XXX   | XXX   | XXX   |      |    |       |     |     |     |
| 47  | Nesta, James         | 1/0   | XXX   | ...   | ...   | ...   | ...   | ...   |      |    |       |     |     |     |
| 21  | Newcombe, Jeremiah   | 1/0   | XXX   | ...   | ...   | ...   | ...   | ...   |      |    |       |     |     |     |
| 54  | Nwaiwu, Febechi      | 6/6   | START | START | START | START | START | START |      |    |       |     |     |     |
| 16  | Okoye, Danny         | 1/0   | XXX   | ...   | ...   | ...   | ...   | ...   |      |    |       |     |     |     |
| 24  | Omosigho, Sammy      | 6/2   | XXX   | XXX   | XXX   | XXX   | START | START |      |    |       |     |     |     |
| 77  | Ozaeta, Heath        | 5/1   | XXX   | ...   | XXX   | XXX   | START | XXX   |      |    |       |     |     |     |
| 17  | Pettaway, Jaquaize   | 6/1   | XXX   | XXX   | XXX   | XXX   | XXX   | START |      |    |       |     |     |     |
| 55  | Pierre-Louis, Eddy   | 1/0   | XXX   | ...   | ...   | ...   | ...   | ...   |      |    |       |     |     |     |
| 36  | Plaster, Josh        | 6/0   | XXX   | XXX   | XXX   | XXX   | XXX   | XXX   |      |    |       |     |     |     |
| 13  | Powers III, Reggie   | 5/0   | XXX   | XXX   | ...   | XXX   | XXX   | XXX   |      |    |       |     |     |     |
| 81  | Ragins, Zion         | 6/2   | XXX   | XXX   | START | XXX   | START | XXX   |      |    |       |     |     |     |
| 87  | Roberts, Jake        | 6/2   | XXX   | START | XXX   | XXX   | START | XXX   |      |    |       |     |     |     |
| 21  | Robinson, Xavier     | 1/0   | ...   | ...   | ...   | ...   | ...   | XXX   |      |    |       |     |     |     |
| 27  | Rowe, Jayden         | 3/0   | XXX   | ...   | XXX   | ...   | ...   | XXX   |      |    |       |     |     |     |
| 55  | Sanders, Ashton      | 6/0   | XXX   | XXX   | XXX   | XXX   | XXX   | XXX   |      |    |       |     |     |     |
| 27  | Sawchuk, Gavin       | 6/3   | START | START | START | XXX   | XXX   | XXX   |      |    |       |     |     |     |
| 34  | Schmit, Zach         | 6/0   | XXX   | XXX   | XXX   | XXX   | XXX   | XXX   |      |    |       |     |     |     |
| 39  | Schuh, Peter         | 1/0   | XXX   | ...   | ...   | ...   | ...   | ...   |      |    |       |     |     |     |
| 96  | Sears, Davon         | 2/0   | XXX   | XXX   | ...   | ...   | ...   | ...   |      |    |       |     |     |     |
| 76  | Sexton, Jacob        | 6/6   | START | START | START | START | START | START |      |    |       |     |     |     |
| 10  | Sharp, Bauer         | 6/6   | START | START | START | START | START | START |      |    |       |     |     |     |
| 6   | Smith II, Nigel      | 1/0   | XXX   | ...   | ...   | ...   | ...   | ...   |      |    |       |     |     |     |
| 35  | Snyder, Jakeb        | 1/0   | XXX   | ...   | ...   | ...   | ...   | ...   |      |    |       |     |     |     |
| 3   | Spears-Jennings, R.  | 6/4   | XXX   | XXX   | START | START | START | START |      |    |       |     |     |     |
| 0   | Stone, David         | 6/0   | XXX   | XXX   | XXX   | XXX   | XXX   | XXX   |      |    |       |     |     |     |
| 99  | Strong, Markus       | 1/0   | XXX   | ...   | ...   | ...   | ...   | ...   |      |    |       |     |     |     |
| 28  | Stutsman, Danny      | 6/6   | START | START | START | START | START | START |      |    |       |     |     |     |
| 70  | Tarquin, Michael     | 6/6   | START | START | START | START | START | START |      |    |       |     |     |     |
| 8   | Tatum, Taylor        | 5/1   | XXX   | XXX   | XXX   | START | ...   | XXX   |      |    |       |     |     |     |
| 79  | Taylor, Jake         | 3/3   | ...   | START | ...   | ...   | START | START |      |    |       |     |     |     |
| 95  | Terry, Da'Jon        | 6/1   | XXX   | XXX   | XXX   | START | XXX   | XXX   |      |    |       |     |     |     |
| 32  | Thomas, R Mason      | 6/4   | START | START | START | XXX   | START | XXX   |      |    |       |     |     |     |
| 15  | Thompson, Brenen     | 6/5   | START | START | START | XXX   | START | START |      |    |       |     |     |     |
| 8   | Vickers, Makari      | 3/0   | ...   | ...   | ...   | XXX   | XXX   | XXX   |      |    |       |     |     |     |
| 26  | Walker, Kani         | 6/6   | START | START | START | START | START | START |      |    |       |     |     |     |
| 5   | Washington, Woodi    | 5/2   | ...   | START | START | XXX   | XXX   | XXX   |      |    |       |     |     |     |
| 44  | Wein, Taylor         | 4/0   | XXX   | ...   | ...   | XXX   | XXX   | XXX   |      |    |       |     |     |     |
| 52  | Williams, Damonic    | 6/6   | START | START | START | START | START | START |      |    |       |     |     |     |
| 9   | Williams, Gentry     | 2/0   | XXX   | XXX   | ...   | ...   | ...   | ...   |      |    |       |     |     |     |
| 90  | Woullard, Caiden     | 6/0   | XXX   | XXX   | XXX   | XXX   | XXX   | XXX   |      |    |       |     |     |     |



### OKLAHOMA SEASON HIGHS

|                     |      |  |
|---------------------|------|--|
| Rushes              | 20   | Michael Hawkins Jr. vs Texas (Oct 12, 2024)  |
| Yards Rushing       | 97   | Jackson Arnold vs Tulane (Sep 14, 2024)      |
| TD Rushes           | 2    | Jackson Arnold vs Tulane (Sep 14, 2024)      |
| Long Rush           | 48   | Michael Hawkins Jr. at Auburn (Sep 28, 2024) |
| Pass Attempts       | 32   | Jackson Arnold vs Houston (Sep 07, 2024)     |
| Pass Completions    | 19   | Michael Hawkins Jr. vs Texas (Oct 12, 2024)  |
| Yards Passing       | 174  | Jackson Arnold vs Houston (Sep 07, 2024)     |
| TD Passes           | 4    | Jackson Arnold vs Temple (Aug 30, 2024)      |
| Long Pass           | 60   | Michael Hawkins Jr. at Auburn (Sep 28, 2024) |
| Receptions          | 9    | Deion Burks vs Houston (Sep 07, 2024)        |
| Yards Receiving     | 86   | JJ Hester at Auburn (Sep 28, 2024)           |
| TD Receptions       | 3    | Deion Burks vs Temple (Aug 30, 2024)         |
| Long Reception      | 60   | JJ Hester at Auburn (Sep 28, 2024)           |
| Punts               | 8    | Luke Elzinga vs Houston (Sep 07, 2024)       |
| Punting Avg         | 51.0 | Luke Elzinga vs Tennessee (Sep 21, 2024)     |
| Long Punt           | 63   | Luke Elzinga vs Texas (Oct 12, 2024)         |
|                     | 63   | Luke Elzinga vs Tennessee (Sep 21, 2024)     |
| Punts Inside 20     | 5    | Luke Elzinga vs Houston (Sep 07, 2024)       |
| Long Punt Return    | 24   | Peyton Bowen vs Tulane (Sep 14, 2024)        |
| Long Kickoff Return | 24   | Sam Franklin vs Texas (Oct 12, 2024)         |
| Tackles             | 15   | Danny Stutsman vs Houston (Sep 07, 2024)     |
| Sacks               | 3    | R Mason Thomas vs Tulane (Sep 14, 2024)      |
| Tackles For Loss    | 3    | R Mason Thomas vs Tulane (Sep 14, 2024)      |

### OKLAHOMA GAME HIGHS

|                  |      |                             |
|------------------|------|-----------------------------|
| Rushes           | 45   | vs Tulane (Sep 14, 2024)    |
| Yards Rushing    | 220  | vs Temple (Aug 30, 2024)    |
| Yards Per Rush   | 6.1  | vs Temple (Aug 30, 2024)    |
| TD Rushes        | 3    | vs Tulane (Sep 14, 2024)    |
| Pass Attempts    | 34   | vs Tennessee (Sep 21, 2024) |
| Pass Completions | 19   | vs Texas (Oct 12, 2024)     |
|                  | 19   | vs Tulane (Sep 14, 2024)    |
|                  | 19   | vs Houston (Sep 07, 2024)   |
|                  | 19   | vs Temple (Aug 30, 2024)    |
| Yards Passing    | 186  | vs Tennessee (Sep 21, 2024) |
| Yards Per Pass   | 10.7 | at Auburn (Sep 28, 2024)    |
| TD Passes        | 4    | vs Temple (Aug 30, 2024)    |
| Total Plays      | 75   | vs Tulane (Sep 14, 2024)    |
| Total Offense    | 378  | vs Temple (Aug 30, 2024)    |
| Yards Per Play   | 6.2  | at Auburn (Sep 28, 2024)    |
| Points           | 51   | vs Temple (Aug 30, 2024)    |
| Sacks By         | 6    | vs Temple (Aug 30, 2024)    |
| First Downs      | 23   | vs Tulane (Sep 14, 2024)    |
| Penalties        | 10   | at Auburn (Sep 28, 2024)    |
| Penalty Yards    | 78   | at Auburn (Sep 28, 2024)    |
| Turnovers        | 3    | vs Tennessee (Sep 21, 2024) |
| Punts            | 8    | vs Houston (Sep 07, 2024)   |
| Punting Avg      | 51.0 | vs Tennessee (Sep 21, 2024) |
| Long Punt        | 63   | vs Texas (Oct 12, 2024)     |
|                  | 63   | vs Tennessee (Sep 21, 2024) |
| Punts Inside 20  | 5    | vs Houston (Sep 07, 2024)   |
| Long Punt Return | 24   | vs Tulane (Sep 14, 2024)    |

### OPPONENT SEASON HIGHS

|                     |      |   |
|---------------------|------|---|
| Rushes              | 24   | Dylan Sampson vs Tennessee (Sep 21, 2024)       |
| Yards Rushing       | 118  | Quintrevion Wisner vs Texas (Oct 12, 2024)      |
| TD Rushes           | 1    | Silas Bolden vs Texas (Oct 12, 2024)            |
|                     | 1    | Quinn Ewers vs Texas (Oct 12, 2024)             |
|                     | 1    | Quintrevion Wisner vs Texas (Oct 12, 2024)      |
|                     | 1    | Dylan Sampson vs Tennessee (Sep 21, 2024)       |
| Long Rush           | 43   | Quintrevion Wisner vs Texas (Oct 12, 2024)      |
| Pass Attempts       | 32   | Payton Thorne at Auburn (Sep 28, 2024)          |
|                     | 32   | Darian Mensah vs Tulane (Sep 14, 2024)          |
| Pass Completions    | 24   | Donovan Smith vs Houston (Sep 07, 2024)         |
| Yards Passing       | 338  | Payton Thorne at Auburn (Sep 28, 2024)          |
| TD Passes           | 3    | Payton Thorne at Auburn (Sep 28, 2024)          |
| Long Pass           | 66   | Nico lamaleava vs Tennessee (Sep 21, 2024)      |
| Receptions          | 5    | Gunnar Helm vs Texas (Oct 12, 2024)             |
|                     | 5    | KeAndre Lambert-Smith at Auburn (Sep 28, 2024)  |
|                     | 5    | Mekhi Mews vs Houston (Sep 07, 2024)            |
|                     | 5    | Stephon Johnson vs Houston (Sep 07, 2024)       |
| Yards Receiving     | 92   | Bru McCoy vs Tennessee (Sep 21, 2024)           |
| TD Receptions       | 1    | 8x, MR: Gunnar Helm vs Texas (Oct 12, 2024)     |
| Long Reception      | 66   | Dont'e Thornton Jr. vs Tennessee (Sep 21, 2024) |
| Field Goals         | 3    | Max Gilbert vs Tennessee (Sep 21, 2024)         |
| Long Field Goals    | 49   | Maddux Trujillo vs Temple (Aug 30, 2024)        |
| Punts               | 8    | Jackson Ross vs Tennessee (Sep 21, 2024)        |
| Punting Avg         | 49.3 | Oscar Chapman at Auburn (Sep 28, 2024)          |
| Long Punt           | 78   | Will Karoll vs Tulane (Sep 14, 2024)            |
| Punts Inside 20     | 2    | Jackson Ross vs Tennessee (Sep 21, 2024)        |
|                     | 2    | Liam Dougherty vs Houston (Sep 07, 2024)        |
| Long Punt Return    | 55   | Silas Bolden vs Texas (Oct 12, 2024)            |
| Long Kickoff Return | 27   | Jeremiah Cobb at Auburn (Sep 28, 2024)          |
| Tackles             | 11   | Anthony Hill Jr. vs Texas (Oct 12, 2024)        |
|                     | 11   | A.J. Haulcy vs Houston (Sep 07, 2024)           |
| Sacks               | 2    | Anthony Hill Jr. vs Texas (Oct 12, 2024)        |
|                     | 2    | Michael Batton vs Houston (Sep 07, 2024)        |
| Tackles For Loss    | 3.5  | Anthony Hill Jr. vs Texas (Oct 12, 2024)        |
| Interceptions       | 1    | Jermod McCoy vs Tennessee (Sep 21, 2024)        |
|                     | 1    | Tyler Grubbs vs Tulane (Sep 14, 2024)           |
|                     | 1    | Jeremiah Wilson vs Houston (Sep 07, 2024)       |

### OPPONENT GAME HIGHS

|                  |      |                             |
|------------------|------|-----------------------------|
| Rushes           | 52   | vs Tennessee (Sep 21, 2024) |
| Yards Rushing    | 177  | vs Texas (Oct 12, 2024)     |
| Yards Per Rush   | 5.9  | vs Texas (Oct 12, 2024)     |
| TD Rushes        | 3    | vs Texas (Oct 12, 2024)     |
| Pass Attempts    | 33   | vs Tulane (Sep 14, 2024)    |
| Pass Completions | 24   | vs Houston (Sep 07, 2024)   |
| Yards Passing    | 338  | at Auburn (Sep 28, 2024)    |
| Yards Per Pass   | 10.6 | at Auburn (Sep 28, 2024)    |
| TD Passes        | 3    | at Auburn (Sep 28, 2024)    |
| Total Plays      | 75   | at Auburn (Sep 28, 2024)    |
| Total Offense    | 482  | at Auburn (Sep 28, 2024)    |
| Yards Per Play   | 6.7  | vs Texas (Oct 12, 2024)     |
| Points           | 34   | vs Texas (Oct 12, 2024)     |
| Sacks By         | 6    | vs Texas (Oct 12, 2024)     |
| First Downs      | 26   | at Auburn (Sep 28, 2024)    |
| Penalties        | 10   | vs Tennessee (Sep 21, 2024) |
| Penalty Yards    | 82   | vs Tennessee (Sep 21, 2024) |
| Turnovers        | 6    | vs Temple (Aug 30, 2024)    |
| Punts            | 8    | vs Tennessee (Sep 21, 2024) |
| Punting Avg      | 49.3 | at Auburn (Sep 28, 2024)    |
| Long Punt        | 78   | vs Tulane (Sep 14, 2024)    |
| Punts Inside 20  | 2    | vs Tennessee (Sep 21, 2024) |
|                  | 2    | vs Houston (Sep 07, 2024)   |
| Long Punt Return | 55   | vs Texas (Oct 12, 2024)     |

### OKLAHOMA'S LONGEST PLAYS

|                     |    |  |
|---------------------|----|--|
| Rushing             | 48 | Michael Hawkins Jr. at Auburn (Sept. 28, 2024)                 |
| Passing             | 60 | Michael Hawkins Jr. to JJ Hester at Auburn (Sept. 28, 2024)    |
| Field Goal          | 50 | Tyler Keltner vs. Temple (Aug. 30, 2024)                       |
| Punt                | 63 | Luke Elzinga vs. Tenn. (Sept. 21, 2024)/Texas (Oct., 12, 2024) |
| Punt Return         | 24 | Peyton Bowen vs. Tulane (Sept. 14, 2024)                       |
| Kickoff Return      | 24 | Sam Franklin vs. Texas (Oct. 12, 2024)                         |
| Interception Return | 26 | Jaydan Hardy vs. Temple (Aug. 30, 2024)                        |
| Fumble Return       | 21 | Jaren Kanak vs. Temple (Aug. 30, 2024)                         |

### OKLAHOMA'S LONGEST RUSHES

| Date | Opponent | OU Player           | Yards   |
|------|----------|---------------------|---------|
| 9/28 | Auburn   | Michael Hawkins Jr. | 48 (TD) |
| 9/14 | Tulane   | Jackson Arnold      | 47      |
| 8/30 | Temple   | Taylor Tatum        | 35      |
| 8/30 | Temple   | Sam Franklin        | 30      |
| 9/14 | Tulane   | Jackson Arnold      | 24 (TD) |

### OKLAHOMA'S LONGEST PASS PLAYS

| Date | Opponent  | OU Players                               | Yards |
|------|-----------|--|-------|
| 9/28 | Auburn    | Michael Hawkins Jr. to JJ Hester         | 60    |
| 8/30 | Temple    | Jackson Arnold to Jalil Farooq           | 47    |
| 9/21 | Tennessee | Michael Hawkins Jr. to Jaquaize Pettaway | 46    |
| 9/28 | Auburn    | Michael Hawkins Jr. to Bauer Sharp       | 30    |
| 9/7  | Houston   | Jackson Arnold to Brenen Thompson        | 33    |
| 9/7  | Houston   | Jackson Arnold to Jake Roberts           | 28    |
| 9/28 | Auburn    | Michael Hawkins Jr. to JJ Hester         | 21    |
| 9/14 | Tulane    | Jackson Arnold to Deion Burks            | 20    |

### OKLAHOMA'S LONGEST RETURN PLAYS

| Date | Opponent | OU Player         | Yards |
|------|----------|-------------------|-------|
| 8/30 | Temple   | Jaydan Hardy (IR) | 26    |
| 9/14 | Tulane   | Peyton Bowen (PR) | 24    |
| 9/28 | Auburn   | Sam Franklin (KR) | 21    |
| 9/14 | Tulane   | Sam Franklin (KR) | 21    |
| 9/7  | Houston  | Peyton Bowen (PR) | 20    |

### OKLAHOMA'S LONGEST SCORING DRIVES

| Date  | Opponent  | Quarter | Plays-Yards | TOP    | Drive Ended |
|-------|-----------|---------|-------------|--------|-------------|
| 8/30  | Temple    | 4th     | 9-85        | 4:23   | Touchdown   |
| 9/7   | Houston   | 1st     | 8-81        | 3:11   | Touchdown   |
| 9/21  | Tennessee | 4th     | 9-76        | 2:34   | Touchdown   |
| 8/30  | Temple    | 1st     | 7-76        | 2:47   | Touchdown   |
| 9/14  | Tulane    | 1st     | 14-69       | 5:46** | Touchdown   |
| 9/28  | Auburn    | 1st     | 4-68        | 1:20*  | Touchdown   |
| 9/28  | Auburn    | 4th     | 4-67        | 1:40   | Touchdown   |
| 9/21  | Tennessee | 4th     | 10-68       | 3:30   | Touchdown   |
| 9/14  | Tulane    | 2nd     | 6-67        | 1:36   | Touchdown   |
| 9/14  | Tulane    | 3rd     | 13-64       | 5:40   | Field Goal  |
| 9/14  | Tulane    | 2nd     | 7-60        | 1:58   | Touchdown   |
| 9/21  | Tennessee | 1st     | 10-55       | 3:03   | Touchdown   |
| 8/30  | Temple    | 3rd     | 8-52        | 2:26   | Field Goal  |
| 9/28  | Auburn    | 4th     | 11-51       | 6:34^  | Field Goal  |
| 8/30  | Temple    | 2nd     | 5-44        | 1:22   | Touchdown   |
| 9/14  | Tulane    | 4th     | 4-43        | 2:13   | Field Goal  |
| 8/30  | Temple    | 1st     | 5-43        | 1:43   | Touchdown   |
| 10/12 | Texas     | 1st     | 11-38       | 4:42   | Field Goal  |

\*Shortest scoring drive by time of possession

\*\*Longest touchdown drive by time of possession | ^Longest scoring drive by TOP

### OPPONENTS' LONGEST PLAYS

|                     |     |  |
|---------------------|-----|--|
| Rushing             | 43  | Quintrevion Wisner, Texas (Oct. 12, 2024)                        |
| Passing             | 66  | Nico Iamaleava to Dont'e Thonton Jr., Tennessee (Sept. 21, 2024) |
| Field Goal          | 49  | Maddux Trujillo, Temple (Aug. 30, 2024)                          |
| Punt                | 78  | Will Karoll, Tulane (Sept. 14, 2024)                             |
| Punt Return         | 55  | Silas Bolden, Texas (Oct. 12, 2024)                              |
| Kickoff Return      | 27  | Jeremiah Cobb, Auburn (Sept. 28, 2024)                           |
| Interception Return | 22  | Tyler Grubbs, Tulane (Sept. 14, 2024)                            |
| Fumble Return       | N/A |  |


# SEC/NCAA RANKINGS

## INDIVIDUAL

| Category              | Player                 | Stat | SEC Rank | NCAA Rank |
|-----------------------|------------------------|------|----------|-----------|
| Passing TDs           | Jackson Arnold         | 7    | 10       | 77        |
| Receptions/Game       | Bauer Sharp            | 3.5  | 18       | 166       |
| Receiving TDs         | Deion Burks            | 3    | 8        | 70        |
| Rushing Yards         | Jovantae Barnes        | 237  | 24       | 185       |
| Rushing Yards/Game    | Jovantae Barnes        | 39.5 | 26       | 187       |
| Rush Yards/Carry      | Jovantae Barnes        | 3.3  | 17       | 130       |
| Field Goals/Game      | Tyler Keltner          | 1.4  | 8        | 37        |
| Field Goal Percentage | Tyler Keltner          | 77.8 | 9        | 55        |
| Points Scored/Game    | Tyler Keltner          | 6.6  | 18       | 120       |
| Total Tackles         | Danny Stutsman         | 7.7  | 7        | 71        |
|                       | Robert Spears-Jennings | 6.7  | 12       | 126       |
| Sacks                 | R Mason Thomas         | 0.9  | 3        | 11        |
|                       | Gracen Halton          | 0.4  | 18       | 142       |
| Total Interceptions   | Billy Bowman Jr.       | 2    | 5        | 29        |
| Forced Fumbles        | Robert Spears-Jennings | 0.5  | 1        | 3         |
|                       | Trace Ford             | 0.3  | 2        | 12        |
| Fumbles Recovered     | Robert Spears-Jennings | 1    | 4        | 22        |
|                       | Billy Bowman Jr.       | 1    | 4        | 22        |
|                       | Lewis Carter           | 1    | 4        | 22        |
|                       | Ethan Downs            | 1    | 4        | 22        |
|                       | Gracen Halton          | 1    | 4        | 22        |
|                       | Jaren Kanak            | 1    | 4        | 22        |
|                       | Da'Jon Terry           | 1    | 4        | 22        |
|                       | R Mason Thomas         | 1    | 4        | 22        |
| Punting               | Luke Elzinga           | 46.1 | 2        | 6         |
| Punt Returns          | Peyton Bowen           | 9.2  | 4        | 29        |

## TEAM

| Category                      | Stat  | SEC Rank | NCAA Rank |
|-------------------------------|-------|----------|-----------|
| Scoring Offense               | 24.3  | 15       | 96        |
| Scoring Defense               | 19.0  | 8        | 27        |
| Total Offense                 | 287.7 | 16       | 125       |
| Total Defense                 | 337.8 | 11       | 48        |
| Rushing Offense               | 122.0 | 16       | 101       |
| Rushing Defense               | 117.5 | 9        | 40        |
| Pass Offense                  | 165.7 | 16       | 123       |
| Pass Defense                  | 220.3 | 13       | 77        |
| Pass Efficiency               | 122.3 | 16       | 108       |
| Pass Defense Efficiency       | 136.2 | 13       | 90        |
| Passes Had Intercepted        | 3     | 5        | 25        |
| Passes Intercepted            | 6     | 5        | 37        |
| Fumbles Recovered             | 8     | 1        | 1         |
| Fumbles Lost                  | 4     | 10       | 82        |
| Sacks/Game                    | 3.2   | 3        | 10        |
| Sacks Allowed/Game            | 3.2   | 14       | 122       |
| Tackles for Loss/Game         | 7.7   | 4        | 14        |
| First Downs                   | 101   | 16       | 116       |
| First Downs Allowed           | 104   | 9        | 31        |
| 3rd-Down Conversion Pct.      | 26.8  | 16       | 130       |
| Opp. 3rd-Down Conversion Pct. | 31.5  | 7        | 25        |
| 4th-Down Conversion Pct.      | 55.6  | 9        | 63        |
| Opp. 4th-Down Conversion Pct. | 55.6  | 9        | 73        |
| Red Zone Offense Pct.         | 90.0  | 5        | 39        |
| Red Zone Defense Pct.         | 75.0  | 7        | 20        |
| Penalties/Game                | 6.3   | 4        | 66        |
| Penalty Yards/Game            | 55.5  | 8        | 74        |
| Time of Possession            | 27:43 | 13       | 110       |
| Turnover Margin               | 1.2   | 1        | 11        |
| Turnovers Gained              | 14    | 1        | 7         |
| Turnovers Lost                | 7     | 7        | 49        |
| Net Punt Average              | 42.6  | 9        | 19        |
| Kickoff Returns               | 17.3  | 15       | 106       |
| Kickoff Coverage              | 16.8  | 6        | 29        |
| Punt Return Average           | 8.3   | 10       | 71        |
| Punt Coverage                 | 6.1   | 10       | 53        |

|   |                     |           |
|---|---------------------|-----------|
| 8/30/24 • Gaylord Family – Oklahoma Memorial Stadium (83,329) • Norman            |                     |           |
|  | <b>TEMPLE</b>       | <b>3</b>  |
|   | <b>#16 OKLAHOMA</b> | <b>51</b> |

**NORMAN** — In the program's first-ever Friday night home game, No. 16/16 Oklahoma excelled in all three phases of a 51-3 season-opening win over Temple.

Sophomore quarterback Jackson Arnold completed 17 of 25 passes (68%) for 141 yards and four touchdowns with no interceptions. He became just the third Sooner to ever pass for at least four TDs in their first career home start. Three of Arnold's TDs went to redshirt junior Deion Burks. The wide receiver finished with a game-high six catches for 36 yards and became the first Sooner to catch three TD passes in a season opener and the first OU player to haul in three TDs in his school debut. Arnold's other TD pass was a 14-yarder on OU's opening drive to tight end Bauer Sharp, another newcomer.

The Sooners averaged 6.1 yards per rush and were led by freshman Taylor Tatum, who racked up 69 yards on just five carries (13.8 average), including an eight-yard TD. Redshirt junior Sam Franklin carried four times for 45 yards (11.2 average) and junior Jovantae Barnes carried five times for 33 yards (6.6 average).

OU held the Owls to 197 yards (128 passing and 69 rushing) and 3.2 yards per play. The Sooners registered six takeaways on the night, their most since 2003. After recovering six fumbles all of last season, they recovered four against the Owls (most nationally on the week), and added two interceptions. Junior linebacker Jaren Kanak returned one of the recoveries (on a Temple punt return) 21 yards for a touchdown. OU also had six sacks.

Sixth-year kicker Tyler Keltner, who transferred from Florida State, was 3 for 3 on field goals (50, 42 and 24 yards) and made all six PAT tries in his OU debut. He was named SEC Special Teams Player of the Week.

| Score by Quarters | 1  | 2  | 3 | 4  | Score |
|-------------------|----|----|---|----|-------|
| Temple            | 0  | 0  | 3 | 0  | 3     |
| Oklahoma          | 17 | 17 | 3 | 14 | 51    |

Record: (0-1, 0-0 American)  
Record: (1-0, 0-0 SEC)

**Scoring Summary:**

- 1st 11:17 OU - #10 B.Sharp 14 yd pass from #11 J.Arnold (#98 T.Keltner kick)  
7 plays, 76 yards, TOP 02:47 0-7
- 1st 08:07 OU - #6 D.Burks 14 yd pass from #11 J.Arnold (#98 T.Keltner kick)  
5 plays, 43 yards, TOP 01:43 0-14
- 1st 00:43 OU - #98 T.Keltner 50 yd FG  
4 plays, 1 yard, TOP 01:22 0-17
- 2nd 08:05 OU - #98 T.Keltner 42 yd FG  
12 plays, 34 yards, TOP 04:51 0-20
- 2nd 05:28 OU - #6 D.Burks 8 yd pass from #11 J.Arnold (#98 T.Keltner kick)  
5 plays, 44 yards, TOP 01:22 0-27
- 2nd 00:36 OU - #6 D.Burks 5 yd pass from #11 J.Arnold (#98 T.Keltner kick)  
2 plays, 6 yards, TOP 00:38 0-34
- 3rd 07:53 OU - #98 T.Keltner 24 yd FG  
8 plays, 52 yards, TOP 02:26 0-37
- 3rd 03:07 TEM - #91 M.Trujillo 49 yd FG  
10 plays, 44 yards, TOP 04:46 3-37
- 4th 11:44 OU - #7 J.Kanak 21 yd fumble return (#98 T.Keltner kick)  
3 plays, 4 yards, TOP 02:02 3-44
- 4th 03:11 OU - #8 T.Tatum 8 yd rush (#98 T.Keltner kick)  
9 plays, 85 yards, TOP 04:23 3-51


|                            | <b>TU</b> | <b>OU</b> |
|----------------------------|-----------|-----------|
| FIRST DOWNS                | 13        | 18        |
| RUSHES-YARDS (NET)         | 36-69     | 36-220    |
| PASSING YDS (NET)          | 128       | 158       |
| Passes Att-Comp-Int        | 12-25-2   | 19-29-0   |
| TOTAL OFFENSE PLAYS-YARDS  | 61-197    | 65-378    |
| Fumble Returns-Yards       | 0-0       | 1-21      |
| Punt Returns-Yards         | 1--5      | 1-13      |
| Kickoff Returns-Yards      | 3-55      | 0-0       |
| Interception Returns-Yards | 0-0       | 2-36      |
| Punts (Number-Avg)         | 6-43.8    | 5-42.8    |
| Fumbles-Lost               | 4-4       | 0-0       |
| Penalties-Yards            | 8-46      | 7-62      |
| Possession Time            | 31:31     | 28:29     |
| Third-Down Conversions     | 4 of 13   | 1 of 12   |
| Fourth-Down Conversions    | 0 of 0    | 3 of 3    |
| Red-Zone Scores-Chances    | 1-1       | 6-6       |
| Sacks By: Number-Yards     | 3-13      | 6-28      |

**RUSHING: TU** – Wilson Jr., E. 6-31; Wright, D. 2-8; Allen, A. 1-8; Littleton II, A. 6-8; Worthy, T. 2-8; Smith, J. 4-6; Adams, J. 1-2; Brock, F. 14--2. **OU** – Tatum, T. 5-69; Franklin, S. 4-45; Arnold, J. 11-34; Barnes, J. 5-33; Sawchuk, G. 6-15; Burks, D. 3-14; Hawkins Jr., M. 2-10.

**PASSING: TU** – Brock, F. 12-25-2-128. **OU** – Arnold, J. 17-25-0-141; Hawkins Jr., M. 2-4-17.

**RECEIVING: TU** – Wright, D. 3-36; Allen, A. 2-19; Jones, A. 2-18; Littleton II, A. 1-19; Morris, L. 1-16; Adams, J. 1-14; Irvin, X. 1-8; Smith, J. 1--2. **OU** – Burks, D. 6-36; Sharp, B. 5-47; Thompson, B. 4-15; Farooq, J. 1-47; Ragins, Z. 1-7; Anthony, A. 1-4; Carreon, I. 1-2.

**TACKLES (UA-A): TU** – Keaton, A. 4-2; Deravil, E. 3-3; King, T. 2-4; Morton, J. 4-0; Stuart, 2-2; Stewart, C. 1-3; Johnson, J. 3-0; Woodbury, 3-0; Richardson, T. 3-0; Osueke, B. 3-0; Lewis, J. 1-2; Powell, Z. 2-0; Owens, D. 2-0; Jean, L. 1-1; Whitaker, T. 1-1; Haye, A. 1-1; Frye, L. 0-2; Sweeting, D. 1-0; Quarshie, W. 1-0; Wright, T. 1-0; Badmus, S. 1-0; Thomas, T. 0-1; Morris, D. 0-1; Lepolo, T. 0-1; Santiago, A. 0-1; Kromah, S. 0-1. **OU** – Stutsman, D. 3-3; Lewis, K. 3-1; Johnson, J. 3-1; Spears-Jennings, R. 3-1; Carter, L. 3-1; Bowman, B. 3-0; Mason Thomas, R. 2-1; Walker, K. 2-1; Halton, G. 2-1; Omosigbo, S. 1-2; Downs, E. 2-0; Heinecke, O. 2-0; Dolby, K. 2-0; Strong, M. 2-0; Nesta, J. 1-1; Williams, D. 0-2; Kanak, J. 0-2; Stone, D. 0-2; McKinzie, K. 1-0; Terry, D. 1-0; Jackson, J. 1-0; Malone, D. 1-0; Boganowski, M. 1-0; Kysar, B. 1-0; Sanders, A. 0-1; Sears, D. 0-1; Newcombe, J. 0-1.

|   |                     |           |
|---|---------------------|-----------|
| 9/7/24 • Gaylord Family – Oklahoma Memorial Stadium (83,653) • Norman             |                     |           |
|  | <b>HOUSTON</b>      | <b>12</b> |
|   | <b>#15 OKLAHOMA</b> | <b>16</b> |

**NORMAN** — No. 15/13 Oklahoma held Houston to 318 total yards and 5.0 yards per play and got a key safety from defensive lineman Gracen Halton with 1:42 remaining to help clinch its ninth straight home victory.

Linebacker Danny Stutsman finished with 15 tackles, defensive back Robert Spears-Jennings logged his first career interception and linebacker Lewis Carter registered his first career fumble recovery to aid OU, which managed just 15 first downs, 14 points and 249 yards on offense (4.1 yards per play).

Carter's recovery came on a muffed punt following the opening possession of the game and led to a 10-yard Jackson Arnold touchdown pass to wide receiver Brenen Thompson on the next play for a 7-0 lead.

Arnold completed 19 of 32 passes for 174 yards and two TDs, and threw his first interception of the season. Wide receiver Deion Burks caught a game-high nine passes for a team-high 53 yards.

Arnold's other touchdown throw was an 11-yarder early in the second quarter to redshirt senior tight end Jake Roberts and gave the Sooners a 14-3 lead. For Roberts, a Norman product who transferred from Baylor in the offseason and earned his first career OU start, it was his first TD as a Sooner. He finished with three catches for 51 yards.

Halton, who added a third-quarter sack for 11 yards, finished with a career-high 2.0 tackles for loss. His safety marked OU's only points of the second half. Linebacker Sammy Omosigbo logged career highs of five tackles and 2.0 TFLs.

Luke Elzinga averaged 44.0 yards on his eight punts, with five of those downed inside the 20-yard line, three inside the 10 and two inside the 5.

| Score by Quarters | 1 | 2 | 3 | 4 | Score |
|-------------------|---|---|---|---|-------|
| Houston           | 3 | 3 | 6 | 0 | 12    |
| Oklahoma          | 7 | 7 | 0 | 2 | 16    |

Record: (0-2, 0-0 Big 12)  
Record: (2-0, 0-0 SEC)

**Scoring Summary:**

- 1st 12:59 OU - #15 B.Thompson 10 yd pass from #11 J.Arnold (#98 T.Keltner kick)  
1 play, 10 yards, TOP 00:06 0-7
- 1st 04:29 UH - #43 J.Kim 43 yd FG  
12 plays, 63 yards, TOP 08:25 3-7
- 2nd 12:28 OU - #87 J.Roberts 11 yd pass from #11 J.Arnold (#98 T.Keltner kick)  
8 plays, 81 yards, TOP 03:11 3-14
- 2nd 00:00 UH - #43 J.Kim 44 yd FG  
6 plays, 55 yards, TOP 01:17 6-14
- 3rd 13:15 UH - #0 J.Manjack IV 44 yd pass from #1 D.Smith (#0 J.Manjack IV pass from #1 D.Smith failed)  
4 plays, 75 yards, TOP 01:45 12-14
- 4th 01:42 OU - #56 G.Halton SAFETY  
0 plays, 0 yards, TOP 00:04 12-16

|                            | <b>UH</b> | <b>OU</b> |
|----------------------------|-----------|-----------|
| FIRST DOWNS                | 18        | 15        |
| RUSHES-YARDS (NET)         | 35-58     | 29-75     |
| PASSING YDS (NET)          | 260       | 174       |
| Passes Att-Comp-Int        | 24-28-1   | 19-32-1   |
| TOTAL OFFENSE PLAYS-YARDS  | 63-318    | 61-249    |
| Fumble Returns-Yards       | 0-0       | 0-0       |
| Punt Returns-Yards         | 3--10     | 3-22      |
| Kickoff Returns-Yards      | 1-19      | 1-10      |
| Interception Returns-Yards | 1-0       | 1-0       |
| Punts (Number-Avg)         | 6-40.7    | 8-44.0    |
| Fumbles-Lost               | 1-1       | 2-0       |
| Penalties-Yards            | 8-70      | 5-67      |
| Possession Time            | 35:03     | 24:57     |
| Third-Down Conversions     | 4 of 15   | 4 of 14   |
| Fourth-Down Conversions    | 2 of 2    | 0 of 0    |
| Red-Zone Scores-Chances    | 1-1       | 2-2       |
| Sacks By: Number-Yards     | 3-11      | 2-16      |

**RUSHING: UH** – Sneed, S. 11-33; Sanford II, R. 7-20; Jenkins, P. 7-10; Burnette, J. 3-3; Smith, D. 7--8. **OU** – Barnes, J. 12-40; Arnold, J. 11-28; Tatum, T. 1-6; Sawchuk, G. 4-4.

**PASSING: UH** – Smith, D. 24-28-1-260. **OU** – Arnold, J. 19-32-1-174.

**RECEIVING: UH** – Johnson, S. 5-57; Mews, M. 5-23; Manjack IV, J. 3-72; Sanford II, R. 3-48; Shoulders, M. 3-22; Carr, M. 2-14; Wilson, J. 1-10; York, J. 1-7. **OU** – Burks, D. 9-53; Roberts, J. 3-51; Barnes, J. 3-8; Thompson, B. 2-43; Ragins, Z. 1-14; Sharp, B. 1-5.

**TACKLES (UA-A): UH** – Haulcy, A. 6-5; Batton, M. 6-3; Webb, K. 4-2; Cooper Jr., K. 5-0; McLaurin, H. 4-1; Morris, J. 0-5; Allen, C. 0-5; Gaston, J. 2-2; Holmes Jr., A. 1-1; Rhym, J. 1-0; McCutchin Sr, L. 1-0; Coppage-El, T. 1-0; Carter, A. 1-0; Mack, B. 1-0; Stillman, X. 0-1; Lee, Q. 0-1; Lee, Q. 0-1. **OU** – Stutsman, D. 12-3; Washington, W. 2-4; Omosigbo, S. 5-0; Dolby, K. 4-1; Spears-Jennings, R. 4-1; Bowman, B. 4-1; Lewis, K. 2-2; Kanak, J. 0-3; Malone, D. 2-0; Carter, L. 2-0; Halton, G. 2-0; Johnson, J. 2-0; Williams, D. 1-1; McKinzie, K. 1-1; Terry, D. 0-2; Downs, E. 0-2; Burks, D. 1-0; Woullard, C. 1-0; Boganowski, M. 0-1; Bowen, P. 0-1; Hardy, J. 0-1; Thomas, R. 0-1; Jackson, J. .

|   |                     |           |  |
|---|---------------------|-----------|--|
| 9/14/24 • Gaylord Family – Oklahoma Memorial Stadium [83,325] • Norman            |                     |           |  |
|  | <b>TULANE</b>       | <b>19</b> |  |
|   | <b>#15 OKLAHOMA</b> | <b>34</b> |  |

**NORMAN** — No. 15/13 Oklahoma jumped out to a 21-0 lead against visiting Tulane, watched the Green Wave close to within 24-19 in the fourth quarter and then rode a stellar defensive effort down the stretch to a 34-19 win. The victory was OU's 48th straight against a non-conference opponent unranked in the AP poll.

After Tulane got to within five points, the Sooners forced a three-and-out, registered an interception, logged a turnover on downs and recovered a fumble to close the game. On those final four possessions, the Green Wave managed just 33 yards on 16 plays (2.1 average).

Junior defensive lineman R Mason Thomas turned in his best career performance, finishing with a career-high 3.0 tackles for loss (all fourth-quarter sacks), a forced fumble and recovery, a pass breakup and a quarterback hurry. He entered the game with 2.5 career sacks and 4.5 TFLs.

Senior linebacker Danny Stutsman led OU in tackles for the third straight outing with 12, giving him 300 for his career.

Sophomore quarterback Jackson Arnold completed 18 of 29 passes (62%) for 169 yards and a touchdown (one interception), and rushed 14 times for a game- and career-high 97 yards and two TDs. Freshman running back Taylor Tatum caught Arnold's TD throw (a 9-yarder) and scored on a 1-yard rush on the next possession for a 21-0 lead. Junior backfield mate Jovantae Barnes ran for 53 yards on 14 carries.

Junior wide receiver Deion Burks finished with game highs of seven receptions and 80 receiving yards, giving him 22 catches on the season, a program record for the first three games of an OU career.

| Score by Quarters | 1 | 2  | 3 | 4  | Score |                             |
|-------------------|---|----|---|----|-------|-----------------------------|
| Tulane            | 0 | 6  | 7 | 6  | 19    | Record: (1-2, 0-0 American) |
| Oklahoma          | 7 | 14 | 3 | 10 | 34    | Record: (3-0, 0-0 SEC)      |

**Scoring Summary:**

|     |       |   |       |
|-----|-------|---|-------|
| 1st | 07:36 | OU - #11 J.Arnold 1 yd rush (#98 T.Keltner kick)  |       |
|     |       | 14 plays, 69 yards, TOP 05:46   | 0-7   |
| 2nd | 10:02 | OU - #8 T.Tatum 9 yd pass from #11 J.Arnold (#98 T.Keltner kick)                          |       |
|     |       | 7 plays, 60 yards, TOP 01:58  | 0-14  |
| 2nd | 03:39 | OU - #8 T.Tatum 1 yd rush (#98 T.Keltner kick)  |       |
|     |       | 6 plays, 67 yards, TOP 01:36  | 0-21  |
| 2nd | 00:19 | TLN - #9 R.Brown 7 yd pass from #7 T.Thompson (#63 E.Head kick missed)                    |       |
|     |       | 11 plays, 75 yards, TOP 03:20   | 6-21  |
| 3rd | 09:20 | OU - #98 T.Keltner 29 yd FG   |       |
|     |       | 13 plays, 64 yards, TOP 05:40   | 6-24  |
| 3rd | 04:45 | TLN - #21 M.Hughes 8 yd pass from #10 D.Mensah (#63 E.Head kick)                          |       |
|     |       | 9 plays, 75 yards, TOP 04:35  | 13-24 |
| 4th | 14:20 | TLN - #13 T.Grubbs 22 yd interception return (#21 M.Hughes pass from #10 D.Mensah failed) |       |
|     |       | TOP 00:28   | 19-24 |
| 4th | 06:05 | OU - #11 J.Arnold 24 yd rush (#98 T.Keltner kick)   |       |
|     |       | 4 plays, 43 yards, TOP 02:13  | 19-31 |
| 4th | 02:55 | OU - #98 T.Keltner 39 yd FG   |       |
|     |       | 4 plays, 5 yards, TOP 01:39   | 19-34 |

|                            | TLN     | OU      |
|----------------------------|---------|---------|
| FIRST DOWNS                | 16      | 23      |
| RUSHES-YARDS (NET)         | 34-106  | 45-182  |
| PASSING YDS (NET)          | 173     | 167     |
| Passes Att-Comp-Int        | 15-33-1 | 19-30-1 |
| TOTAL OFFENSE PLAYS-YARDS  | 67-279  | 75-349  |
| Fumble Returns-Yards       | 0-0     | 1-8     |
| Punt Returns-Yards         | 1-18    | 1-24    |
| Kickoff Returns-Yards      | 0-0     | 1-21    |
| Interception Returns-Yards | 1-22    | 1-2     |
| Punts (Number-Avg)         | 6-45.2  | 5-41.2  |
| Fumbles-Lost               | 1-1     | 0-0     |
| Penalties-Yards            | 9-60    | 6-45    |
| Possession Time            | 26:11   | 31:42   |
| Third-Down Conversions     | 5 of 15 | 8 of 16 |
| Fourth-Down Conversions    | 1 of 2  | 0 of 0  |
| Red-Zone Scores-Chances    | 2-2     | 5-5     |
| Sacks By: Number-Yards     | 3-18    | 3-17    |

**RUSHING: TLN** – Hughes, M. 19-71; Fleming, D. 1-19; Barnes III, A. 4-10; Clayton-Johnson, S. 3-7; Brown, Y. 1-6; Mensah, D. 6--7. **OU** – Arnold, J. 14-97; Barnes, J. 14-53; Tatum, T. 9-27; Sawchuk, G. 6-16.

**PASSING: TLN** – Mensah, D. 14-32-1-166; Thompson, T. 1-1-0-7. **OU** – Arnold, J. 18-29-1-169; Tatum, T. 1-1-0--2.

**RECEIVING: TLN** – Fleming, D. 4-59; Williams, M. 3-36; Brown, Y. 2-31; Hughes, M. 2-13; Bohanon, B. 1-19; Clayton-Johnson, S. 1-10; Brown, R. 1-7; Barnes III, A. 2--2. **OU** – Burks, D. 7-80; Sharp, B. 4-28; Sawchuk, G. 2-10; Ragins, Z. 1-13; Barnes, J. 1-12; Kearney, Z. 1-12; Tatum, T. 1-9; Roberts, J. 1-5; Arnold, J. 1--2.

**TACKLES (UA-A): TLN** – Howard, S. 5-5; Despanie, B. 7-2; Adams III, K. 7-2; Grubbs, T. 4-2; Agu, D. 4-0; Huntington, A. 0-4; Ransaw, C. 3-0; Geiger, J. 2-1; Tchienchou, J. 2-1; Peterson, P. 1-2; Rodgers, C. 1-2; Henderson, G. 2-0; Robinson, M. 1-1; Tillery, L. 0-2; Friloux, A. 0-2; Laister, S. 1-0; Hudak, E. 1-0; Fobbs-White, M. 1-0; Jenkins, P. 1-0; Anderson, A. 1-0; Mensah, D. 1-0; Edwards, J. 1-0; De Rosa, D. 1-0; Hamilton, K. 0-1; Eugene Jr., M. 0-1; Johnson, J. 0-1; Hicks Jr., E. 0-1. **OU** – Stutsman, D. 6-6; Spears-Jennings, R. 7-1; Terry, D. 3-1; Walker, K. 3-1; Omosigbo, S. 2-2; McKinzie, K. 1-3; Bowman Jr., B. 3-0; Thomas, R. 3-0; Williams, D. 1-2; Halton, G. 2-0; Downs, E. 1-1; Jackson, J. 1-1; Bowen, P. 1-0; Malone, D. 1-0; Kanak, J. 0-1; Lewis, K. 0-1.

|  |                     |           |  |
|--|---------------------|-----------|--|
| 9/21/24 • Gaylord Family – Oklahoma Memorial Stadium [84,071] • Norman             |                     |           |  |
|  | <b>#6 TENNESSEE</b> | <b>25</b> |  |
|  | <b>#15 OKLAHOMA</b> | <b>15</b> |  |

**NORMAN** — In its first league game as a member of the Southeastern Conference, Oklahoma's defense performed well against one of the nation's top offenses but the No. 15/13 Sooners came out on the short side of a 25-15 decision against No. 6/7 Tennessee.

The Volunteers entered the game ranked first nationally in scoring offense (63.7 ppg), but OU held them to 23 offensive points. Similarly, the Sooners limited UT to 345 total yards, 151 rushing yards and 194 passing yards, well below its season averages of 639.3 total yards, 336.3 rushing yards and 303.0 passing yards per game entering the night.

OU forced eight punts and recovered a pair of second-quarter fumbles in Tennessee territory (6- and 33-yard lines), but the offense gave the ball back on the next play both times. The Sooners committed three turnovers, all in the first half, that led to 10 UT points.

Oklahoma struggled to move the ball for much of the contest, finishing with 222 total yards and 36 rushing yards on 34 attempts. Freshman quarterback Michael Hawkins Jr. replaced sophomore starter Jackson Arnold late in the second quarter and finished the contest. Hawkins Jr. completed 11 of 18 pass attempts for 132 yards and a touchdown, and rushed 12 times for 22 yards. He had no turnovers.

Junior safety Robert Spears-Jennings led OU with a career-high 13 tackles (1.0 sack) and forced a fumble, while sixth-year defensive lineman Trace Ford logged 2.0 tackles for loss and a forced fumble.

The game marked the return of Tennessee head coach Josh Heupel to Norman. Heupel was the 2000 Heisman Trophy runner-up, the same season he quarterbacked OU to a 13-0 record and national title. He also served as a Sooners assistant coach for nine years (was co-offensive coordinator from 2011-14).

| Score by Quarters | 1  | 2 | 3 | 4  | Score |                        |
|-------------------|----|---|---|----|-------|------------------------|
| Tennessee         | 10 | 9 | 3 | 3  | 25    | Record: (4-0, 1-0 SEC) |
| Oklahoma          | 3  | 0 | 0 | 12 | 15    | Record: (3-1, 0-1 SEC) |

**Scoring Summary:**

|     |       |  |       |
|-----|-------|--|-------|
| 1st | 03:45 | TEN - #90 M.Gilbert 27 yd FG   |       |
|     |       | 6 plays, 42 yards, TOP 02:36   | 3-0   |
| 1st | 00:42 | OU - #98 T.Keltner 37 yd FG  |       |
|     |       | 10 plays, 55 yards, TOP 03:03  | 3-3   |
| 1st | 00:03 | TEN - #1 D.Thornton Jr. 66 yd pass from #8 N.lamaleava (#90 M.Gilbert kick)  |       |
|     |       | 2 plays, 75 yards, TOP 00:39   | 10-3  |
| 2nd | 09:12 | TEN - #97 J.Jenkins SAFETY   |       |
|     |       | TOP 00:05  | 12-3  |
| 2nd | 01:40 | TEN - #6 D.Sampson 1 yd rush (#90 M.Gilbert kick)                            |       |
|     |       | 8 plays, 46 yards, TOP 03:47   | 19-3  |
| 3rd | 06:03 | TEN - #90 M.Gilbert 41 yd FG   |       |
|     |       | 6 plays, 53 yards, TOP 02:49   | 22-3  |
| 4th | 08:25 | OU - #2 J.Barnes 2 yd pass from #9 M.Hawkins Jr. (#98 T.Keltner kick missed) |       |
|     |       | 10 plays, 68 yards, TOP 03:30  | 22-9  |
| 4th | 03:35 | TEN - #90 M.Gilbert 32 yd FG   |       |
|     |       | 4 plays, 9 yards, TOP 01:40  | 25-9  |
| 4th | 01:01 | OU - #2 J.Barnes 1 yd rush (#9 M.Hawkins Jr. rush failed)                    |       |
|     |       | 9 plays, 76 yards, TOP 02:34   | 25-15 |

|                            | UT      | OU      |
|----------------------------|---------|---------|
| FIRST DOWNS                | 14      | 16      |
| RUSHES-YARDS (NET)         | 52-151  | 34-36   |
| PASSING YDS (NET)          | 194     | 186     |
| Passes Att-Comp-Int        | 13-21-0 | 18-34-1 |
| TOTAL OFFENSE PLAYS-YARDS  | 73-345  | 68-222  |
| Fumble Returns-Yards       | 0-0     | 1-1     |
| Punt Returns-Yards         | 2-12    | 5-30    |
| Kickoff Returns-Yards      | 1-0     | 0-0     |
| Interception Returns-Yards | 1-17    | 0-0     |
| Punts (Number-Avg)         | 8-48.4  | 7-51.0  |
| Fumbles-Lost               | 2-2     | 4-2     |
| Penalties-Yards            | 10-82   | 3-32    |
| Possession Time            | 35:41   | 24:28   |
| Third-Down Conversions     | 6-19    | 3-15    |
| Fourth-Down Conversions    | 0-0     | 1-3     |
| Red-Zone Scores-Chances    | 3-3     | 3-4     |
| Sacks By: Number-Yards     | 3-27    | 3-14    |

**RUSHING: UT** – Sampson, D. 24-92; Bishop, D. 16-65; lamaleava, N. 8-15; White, S. 3--14. **OU** – Hawkins Jr., M. 12-22; Burks, D. 1-18; Tatum, T. 3-14; Barnes, J. 8-12; Sawchuk, G. 1--2; Franklin, S. 1--3; Arnold, J. 5--21.

**PASSING: UT** – lamaleava, N. 13-21-0-194. **OU** – Hawkins Jr., M. 11-18-0-132; Arnold, J. 7-16-1-54.

**RECEIVING: UT** – McCoy, B. 4-92; White, S. 3-13; Thornton Jr., D. 2-73; Staes, H. 2-8; Davis, E. 1-8; Brazzell II, C. 1-0. **OU** – Sharp, B. 4-36; Burks, D. 4-32; Pettaway, J. 3-79; Thompson, B. 2-18; Roberts, J. 2-11; Barnes, J. 2-0; Ragins, Z. 1-10.

**TACKLES (UA-A): UT** – Carter, A. 3-3; Keenan, P. 4-1; Turrentine, A. 3-2; Harrison, C. 3-2; West, T. 3-0; McCoy, J. 3-0; Josephs, J. 3-0; Brooks, W. 2-1; Carter, B. 2-0; Thomas, J. 2-0; Charles, C. 2-0; Moi, J. 2-0; Baily, D. 1-1; Pearce Jr., J. 1-1; Jenkins, J. 1-1; Gibson III, R. 1-1; Simmons, E. 1-0; Thomas, O. 1-0; Hobbs, D. 1-0; Spillman, E. 1-0; Norman-Lott, O. 1-0; Salansky, M. 1-0; Easton, B. 1-0; Perry, K. 0-1. **OU** – Spears-Jennings, R. 7-6; Lewis, K. 4-3; Bowen, P. 0-7; Carter, L. 6-0; Waker, K. 3-2; Williams, D. 4-0; Bowman, Jr. B. 0-4; Omosigbo, S. 0-4; Ford, T. 3-0; Malone, D. 2-1; Washington, W. 2-1; Jackson, J. 1-2; Dolby, K. 1-2; Stutsman, D. 0-3; Downs, E. 2-0; Bowen, E. 2-0; Terry, D. 1-1; Hester, J. 1-0; Halton, G. 1-0; Stone, D. 1-0; Hardy, J. 1-0; Woullard, C. 0-1; Thomas, R. 0-1.

|   |              |    |
|---|--------------|----|
| 9/28/24 • Jordan-Hare Stadium (88,043) • Auburn, Ala.                             |              |    |
|  | #21 OKLAHOMA | 27 |
|   | AUBURN       | 21 |

**AUBURN, Ala.** — Trailing 21-10 with less than nine minutes left in the fourth quarter, No. 21/18 Oklahoma scored the final 17 points in a 27-21 win at Auburn for the Sooners' first-ever SEC victory.

OU scored the go-ahead points when redshirt sophomore linebacker Kip Lewis returned an interception 63 yards for a touchdown with 4:06 remaining. Freshman quarterback Michael Hawkins Jr. converted the ensuing two-point conversion on an acrobatic dive to put OU ahead 24-21 and redshirt senior kicker Zach Schmit later booted a 39-yard field goal with 54 seconds to go.

Hawkins Jr. became just the seventh OU quarterback to start a game as a true freshman and became the first OU true freshman QB to win on the road in his first career start. He ran for a 48-yard score on the Sooners' first possession and completed 10 of 15 passes on the day for 161 yards, with no turnovers.

Redshirt senior receiver J.J. Hester entered the contest without a reception since the 2022 season but caught three passes for game and career highs of 86 yards. His 60-yard nab in the fourth quarter represented an OU season long and set up a touchdown that cut Auburn's lead to 21-16 with 8:32 left in the fourth quarter.

Junior running back Jovantae Barnes carried 18 times for a season-high 61 yards and scored on a 2-yard run following Hester's long reception.

Senior safety Billy Bowman Jr. logged a game-high eight tackles, seven of them solo. Junior defensive lineman R Mason Thomas added four tackles, including sacks on back-to-back third- and fourth-down plays on Auburn's first possession after OU went up 24-21. The turnover on downs in Tigers territory led to the Sooners' final field goal.

| Score by Quarters | 1 | 2  | 3 | 4  | Score |                        |
|-------------------|---|----|---|----|-------|------------------------|
| Oklahoma          | 7 | 0  | 3 | 17 | 27    | Record: (4-1, 1-1 SEC) |
| Auburn            | 0 | 14 | 0 | 7  | 21    | Record: (2-3, 0-2 SEC) |

**Scoring Summary:**

|     |  |       |
|-----|--|-------|
| 1st | 12:30 OU - #9 M.Hawkins Jr. 48 yd rush (#34 Z.Schmit kick)                         | 7-0   |
|     | 4 plays, 68 yards, TOP 01:20   |       |
| 2nd | 12:52 Auburn - #5 K.Lambert-Smith 31 yd pass from #1 P.Thorne (#33 T.McGough kick) | 7-7   |
|     | 4 plays, 72 yards, TOP 02:02   |       |
| 2nd | 05:41 Auburn - #11 M.Simmons 48 yd pass from #1 P.Thorne (#33 T.McGough kick)      | 7-14  |
|     | 7 plays, 81 yards, TOP 03:58   |       |
| 3rd | 02:26 OU - #34 Z.Schmit 24 yd FG   | 10-14 |
|     | 11 plays, 51 yards, TOP 06:34  |       |
| 4th | 14:12 Auburn - #86 L.Deal 1 yd pass from #1 P.Thorne (#33 T.McGough kick)          | 10-21 |
|     | 7 plays, 58 yards, TOP 03:06   |       |
| 4th | 08:32 OU - #2 J.Barnes 2 yd rush (#10 B.Sharp pass from #9 M.Hawkins Jr. failed)   | 16-21 |
|     | 4 plays, 67 yards, TOP 01:40   |       |
| 4th | 04:06 OU - #10 K.Lewis 63 yd interception return (#9 M.Hawkins Jr. rush)           | 24-21 |
|     | TOP 04:26  |       |
| 4th | 00:54 OU - #34 Z.Schmit 39 yd FG   | 27-21 |
|     | 4 plays, 3 yards, TOP 01:00  |       |

|                            | OU      | AU      |
|----------------------------|---------|---------|
| FIRST DOWNS                | 11      | 26      |
| RUSHES-YARDS (NET)         | 32-130  | 43-144  |
| PASSING YDS (NET)          | 161     | 338     |
| Passes Att-Comp-Int        | 10-15-0 | 21-32-1 |
| TOTAL OFFENSE PLAYS-YARDS  | 47-291  | 75-482  |
| Fumble Returns-Yards       | 0-0     | 0-0     |
| Punt Returns-Yards         | 1-0     | 2-12    |
| Kickoff Returns-Yards      | 1-21    | 1-27    |
| Interception Returns-Yards | 1-63    | 0-0     |
| Punts (Number-Avg)         | 5-47.6  | 3-49.3  |
| Fumbles-Lost               | 0-0     | 1-0     |
| Penalties-Yards            | 10-78   | 7-61    |
| Possession Time            | 24:34   | 35:26   |
| Third-Down Conversions     | 2 of 11 | 4 of 14 |
| Fourth-Down Conversions    | 0 of 1  | 2 of 4  |
| Red-Zone Scores-Chances    | 2-2     | 1-3     |
| Sacks By: Number-Yards     | 4-34    | 2-7     |

**RUSHING: AU** – Hunter, J. 17-97; Alston, D. 7-24; Thorne, P. 17-23; Jackson V, S. 2-0. **OU** – Hawkins Jr., M. 14-69; Barnes, J. 18-61.

**PASSING: AU** – Thorne, P. 21-32-1-338. **OU** – Hawkins Jr., M. 10-15-0-161.

**RECEIVING: AU** – Lambert-Smith, K. 5-77; Simmons, M. 4-61; Coleman, C. 3-82; Fairweather, R. 3-71; Lewis, R. 2-22; Hunter, J. 2-21; Cobb, J. 1-3. **OU** – Sharp, B. 4-43; Hester, J. 3-86; Thompson, B. 2-30; Pettaway, J. 1-2.

**TACKLES (UA-A): AU** – Riddick, D. 5-1; Faulk, K. 2-3; Lee, K. 4-0; Asante, E. 3-1; Keys, A. 3-1; Harris, K. 3-1; McLeod, J. 2-2; Maudi, D. 2-1; Thompson, J. 2-0; Wooden, C. 2-0; Crawford, J. 1-1; Williams, A. 1-0; Jones, J. 1-0; Walker, Z. 1-0; Jamison-Travis, Q. 1-0; Waller, J. 0-1; Hughes, R. 0-1; Woodyard Jr., R. 0-1. **OU** – Bowman Jr., B. 7-1; Spears-Jennings, R. 4-2; McKinzie, K. 3-3; Washington, W. 2-4; Lewis, K. 4-1; Ford, T. 4-1; Bowen, P. 4-1; Malone, D. 3-1; Mason Thomas, R. 3-1; Stutsman, D. 1-3; Walker, K. 2-1; Omsigho, S. 2-1; Bowen, E. 2-0; Downs, E. 1-1; Woullard, C. 1-1; Boganowski, M. 1-1; Carter, L. 1-0; Anderson, B. 1-0; Williams, D. 1-0; Halton, G. 1-0; Schmit, Z. 1-0; Terry, D. 0-1.

|   |              |    |
|---|--------------|----|
| 10/12/24 • Cotton Bowl (92,100) • Dallas, Texas                                   |              |    |
|  | #1 TEXAS     | 34 |
|   | #18 OKLAHOMA | 3  |

**DALLAS** — After leading 3-0 and not allowing a first down through the first quarter, No. 18/16 Oklahoma dropped a 34-3 contest to No. 1/1 Texas in the Allstate Red River Rivalry at the Cotton Bowl. It was the programs' first meeting as SEC members and just OU's fifth loss in the last 16 meetings against the Longhorns.

The Sooners finished with 18 first downs to Texas' 17, but UT outgained Oklahoma 406 yards to 237 and averaged 6.7 yards per play to OU's 3.4. After OU held the Longhorns to 13 yards on 10 plays in the first quarter, UT gained 222 yards on 22 plays in the second quarter to take a 21-3 halftime lead and tacked on 13 more points in the second half.

Senior safety Billy Bowman Jr. intercepted a pass in Texas territory on the game's opening possession, but Tyler Keltner missed a 44-yard field goal try moments later. Keltner rebounded to make a 42-yarder to cap the Sooners' third drive, their only points of the day.

Michael Hawkins Jr. became OU seventh freshman quarterback to start vs. Texas, but the first true freshman. He completed 19 of 30 pass attempts for 148 yards and no interceptions. Factoring six sacks, he netted 27 yards on 20 carries.

Freshman receiver Zion Kearney was one of 11 Sooners who caught at least one pass, finishing with team and career highs of four catches and 45 yards. Redshirt junior tight end Bauer Sharp (21 yards) and junior receiver Brenen Thompson (19 yards) caught three passes each. OU's longest completion was 15 yards.

Freshman cornerback Eli Bowen became the first true freshman defensive back to make his initial career start against Texas since cornerback Aaron Colvin in 2010. Bowen notched his first career tackle for loss and led OU with a career-high eight tackles.

Bowen and sophomore safety Peyton Bowen became the first brothers to start a game for Oklahoma since 1987 (offensive linemen Anthony and Jon Phillips), and the first brothers to start a game on defense for OU since 1975 (defensive linemen Lee Roy and Dewey Selmon). Peyton Bowen finished with four tackles, all solo.

| Score by Quarters | 1 | 2  | 3 | 4  | Score |                        |
|-------------------|---|----|---|----|-------|------------------------|
| Texas             | 0 | 21 | 3 | 10 | 34    | Record: (6-0, 2-0 SEC) |
| Oklahoma          | 3 | 0  | 0 | 0  | 3     | Record: (4-2, 1-2 SEC) |

**Scoring Summary:**

|     |   |      |
|-----|---|------|
| 1st | 00:10 OU - #98 T.Keltner 42 yd FG                                   | 0-3  |
|     | 11 plays, 38 yards, TOP 04:42                                       |      |
| 2nd | 11:20 UT - #85 G.Helm 7 yd pass from #3 Q.Ewers (#45 B.Auburn kick) | 7-3  |
|     | 10 plays, 75 yards, TOP 03:50                                       |      |
| 2nd | 02:21 UT - #11 S.Bolden 0 yd rush (#45 B.Auburn kick)               | 14-3 |
|     | 4 plays, 84 yards, TOP 01:58  |      |
| 2nd | 01:40 UT - #26 Q.Wisner 43 yd rush (#45 B.Auburn kick)              | 21-3 |
|     | 1 play, 43 yards, TOP 00:11   |      |
| 3rd | 01:01 UT - #45 B.Auburn 41 yd FG                                    | 24-3 |
|     | 11 plays, 45 yards, TOP 05:35                                       |      |
| 4th | 07:44 UT - #45 B.Auburn 29 yd FG                                    | 27-3 |
|     | 7 plays, 13 yards, TOP 03:36  |      |
| 4th | 05:21 UT - #3 Q.Ewers 1 yd rush (#45 B.Auburn kick)                 | 34-3 |
|     | 3 plays, 32 yards, TOP 01:06  |      |

|                            | UT      | OU      |
|----------------------------|---------|---------|
| FIRST DOWNS                | 17      | 18      |
| RUSHES-YARDS (NET)         | 30-177  | 39-89   |
| PASSING YDS (NET)          | 229     | 148     |
| Passes Att-Comp-Int        | 21-31-1 | 19-30-1 |
| TOTAL OFFENSE PLAYS-YARDS  | 61-406  | 69-237  |
| Fumble Returns-Yards       | 0-0     | 0-0     |
| Punt Returns-Yards         | 4-70    | 2-19    |
| Kickoff Returns-Yards      | 0-0     | 3-52    |
| Interception Returns-Yards | 0-0     | 1-0     |
| Punts (Number-Avg)         | 3-44.3  | 6-47.7  |
| Fumbles-Lost               | 1-0     | 2-2     |
| Penalties-Yards            | 5-57    | 7-49    |
| Possession Time            | 27:53   | 32:07   |
| Third-Down Conversions     | 5 of 13 | 4 of 15 |
| Fourth-Down Conversions    | 0 of 1  | 1 of 2  |
| Red-Zone Scores-Chances    | 4-6     | 0-1     |
| Sacks By: Number-Yards     | 5-29    | 1-6     |

**RUSHING: UT** – Wisner, Q. 13-118; Blue, J. 10-30; Wingo, R. 1-25; Ewers, Q. 4-3; Gibson, J. 2-1. **OU** – Barnes, J. 14-38; Hawkins Jr., M. 20-27; Tatum, T. 2-17; Sawchuk, G. 2-9.

**PASSING: UT** – Ewers, Q. 20-29-1-199; Golden, M. 1-2-0-30. **OU** – Hawkins Jr., M. 19-30-0-148.

**RECEIVING: UT** – Helm, G. 5-91; Wisner, Q. 4-12; Moore Jr., D. 3-25; Blue, J. 3-18; Wingo, R. 2-49; Golden, M. 1-23; Bond, I. 1-5; Davis, J. 1-3; Bolden, S. 1-3. **OU** – Kearney, Z. 4-45; Sharp, B. 3-21; Thompson, B. 3-19; Robinson, X. 2-12; Roberts, J. 1-12; Carreon, I. 1-12; Sawchuk, G. 1-7; Barnes, J. 1-6; Pettaway, J. 1-6; Hester, J. 1-4; Tatum, T. 1-4.

**TACKLES (UA-A): UT** – Hill Jr., A. 7-4; Simmons, C. 2-3; Williams Jr., D. 4-0; Gbenda, D. 4-0; Guilbeau, J. 4-0; Muhammad, M. 3-1; Lefau, L. 2-2; Blackwell Jr., M. 2-2; Barron, J. 2-2; Broughton, V. 2-1; Taaffe, M. 2-1; McDonald, J. 2-1; Collins, A. 1-2; Holmes, G. 2-0; Sorrell, B. 1-1; Burke, E. 1-1; Moore, T. 1-1; Smith, T. 1-1; Norton, B. 0-2; Vasek, C. 1-0; Landwehr, M. 1-0; Mukuba, A. 1-0; Roberson, W. 1-0; January, A. 1-0; Johnson-Rubell, J. 1-0; Lole, J. 0-1. **OU** – Bowen, E. 5-3; Lewis, K. 3-3; Stutsman, D. 2-4; Spears-Jennings, R. 5-0; Jackson, J. 0-5; Bowen, P. 4-0; Williams, D. 2-2; Downs, E. 3-0; Terry, D. 1-2; Halton, G. 1-1; Carter, L. 1-1; McKinzie, K. 1-1; Bowman Jr., B. 1-0; McCullough, D. 1-0; Walker, K. 1-0; Heinecke, O. 1-0; Vickers, M. 1-0; Washington, W. 1-0; Boganowski, M. 1-0; Powers III, R. 1-0; Sharp, B. 1-0; Malone, D. 0-1; Kanak, J. 0-1; Woullard, C. 0-1; Adebawore, A. 0-1.