



# OKLAHOMA FOOTBALL

7 NATIONAL CHAMPIONSHIPS ♦ 31 BOWL CHAMPIONSHIPS ♦ 50 CONFERENCE CHAMPIONSHIPS ♦ 42 10-WIN SEASONS ♦ 7 HEISMAN TROPHY WINNERS  
167 FIRST-TEAM ALL-AMERICANS ♦ 513 FIRST-TEAM ALL-CONFERENCE HONOREES ♦ 92 NATIONAL AWARD WINNERS ♦ 30 COLLEGE FOOTBALL HALL OF FAMERS

## 2024 SCHEDULE (ALL TIMES CENTRAL)

Aug. 30	Temple (ESPN)	W, 51-3
Sept. 7	Houston (SECN)	W, 16-12
Sept. 14	Tulane (ESPN)	W, 34-19
Sept. 21	6/7 Tennessee* (ABC)	L, 15-25
Sept. 28	at Auburn* (ABC)	W, 27-21
Oct. 12	vs. 1/1 Texas*^ (ABC)	L, 3-34
Oct. 19	South Carolina* (SECN)	L, 9-35
Oct. 26	at 18/18 Ole Miss* (ESPN)	L, 14-26
Nov. 2	Maine (SECN+/ESPN+)	11 a.m.
Nov. 9	at 21/17 Missouri*	2:30-3:30/5-7 p.m.
Nov. 23	15/15 Alabama*	2:30-3:30/5-7 p.m.
Nov. 30	at 8/7 LSU*	2:30-3:30/5-7 p.m.

\* SEC game  
^ AT&T Red River Rivalry (Dallas, Texas)

## ON THE AIR

TV: SEC NETWORK+/ESPN+	
Play-by-Play:	Brian Custer
Analyst:	Rod Gilmore
Field Reporter:	Lauren Sisler

OU RADIO: SOONER SPORTS NETWORK	
Flagship KRXO 107.7 FM	
Free Online: The Varsity Network	
Sirius/XM 388	

Play-by-Play:	Toby Rowland
Analyst:	Teddy Lehman
Field Reporter:	Chris Plank
Field Analyst:	Gabe Ikard

OU SPANISH RADIO	
Éxitos 96.5 FM (OKC); 101.5 FM El Patrón (Tulsa)	
Free Online: The Varsity Network	

Play-by-Play:	Enrique Vasquez
Analyst:	Luis Rendón

## SOCIAL MEDIA: #SOONERS


Twitter/X:	@OU_Football
Instagram:	@ou_football
Facebook:	/OklahomaFootball

## SERIES HISTORY

Overall:	First meeting
----------	---------------



## OKLAHOMA (4-4, 1-4) GAME 9 MAINE (4-4, 2-3)



**SOONERS**  
**Head Coach:** Brent Venables  
**Record at OU:** 20-14 (3rd Year)  
**Career Record:** Same  
**Last:** Lost 26-14 at Ole Miss



**BLACK BEARS**  
**Head Coach:** Jordan Stevens  
**Record at UM:** 8-22 (2nd Year)  
**Career Record:** Same  
**Last:** Lost 24-14 at Rhode Island

Saturday, Nov. 2, 2024 ■ 11 a.m. CT ■ Norman ■ Gaylord Family – Oklahoma Memorial Stadium (80,126) ■ SECN+/ESPN+

### OPENING KICK

► In the first-ever meeting between the programs, Oklahoma (4-4, 1-4 SEC) plays host to FCS member Maine (4-4, 2-3 Coastal Athletic Association) on Saturday at 11 a.m. CT at Gaylord Family – Oklahoma Memorial Stadium in Norman. The game will be televised by SEC Network+ and ESPN+ with **Brian Custer, Rod Gilmore** and **Lauren Sisler** announcing.

► Saturday will mark the latest in the calendar year for OU to play a regular season game against a non-conference opponent since hosting Tulsa on Nov. 3, 2001. The No. 3 Sooners won 58-0.

► Oklahoma has won 48 straight games against non-conference opponents unranked in the AP poll. The Sooners' last loss against an unranked non-conference foe came at UCLA on Sept. 17, 2005 (41-24; OU was ranked No. 21). Their last such loss at home came two games earlier 17-10 to TCU on Sept. 3; OU was ranked No. 7). FCS teams are eligible to be ranked in the AP poll.

► The Sooners' current two-game home losing streak is just their second since the start of the 1999 season (also in 2014). The last time OU lost three straight home contests was in 1997.

► A winner of three of its last five games, Maine is coming off a 24-14 road loss to No. 15 Rhode Island on Saturday in a game that was tied in the fourth quarter. A week earlier, it posted a 35-7 home win over No. 5 Villanova en route to being named Stats Perform FCS National Team of the Week. It was the Black Bears' highest-ranking victory since 2018. They scored the game's first 35 points, registered seven sacks, force four turnovers and held Villanova to 35 rushing yards (it averaged 205 per game entering the day).

► This week's AP poll is the just the third since the final version of the 2022 season in which OU is not ranked. The Sooners had been ranked in 23 straight polls prior to Oct. 23.

► The 2024 season marks the 130th in OU football history. The Sooners lead the nation with their 50 all-time conference championships, 27 11-plus-win seasons (tied), 33 AP top-five finishes and five No. 1 overall NFL Draft picks (tied). They rank second with their seven Heisman Trophy winners (tied), third with seven AP national championships, their 101 weeks as the AP's No. 1 team and 431 total weeks in the AP Top 5, and fourth with their 57 bowl appearances, 31 bowl wins (tied) and 417 NFL Draft picks.



Since being reinserted into the lineup early in the game against South Carolina two weeks ago, sophomore QB Jackson Arnold has completed 40 of 67 passes (60%) for 407 yards and three touchdowns with no interceptions.

## NUMBERS TO NOTE

**.905**  
Despite losing its last two home games, Oklahoma owns the nation's second-best home winning percentage since the start of the 1999 season at **.905** (143-15).

**15**  
Senior linebacker Danny Stutsman has 338 career tackles to rank 11th in OU history. He needs **15** tackles to tie former defensive end Kevin Murphy (1981-85) for 10th most in Sooner annals.

**404**  
The Sooners have played seven FCS teams since the start of the 1999 season and have outscored those opponents by **404** points (433-29). That's an average score of 62-4.

## OU ATHLETICS COMMUNICATIONS FOOTBALL CONTACTS



**MIKE HOUCK**  
Associate AD/Communications  
Office: (405) 325-8227  
Cell: (405) 249-5892  
Email: mhouck@ou.edu



**ERIC HOLLIER**  
Director  
Office: (405) 325-6449  
Cell: (405) 570-9228  
Email: ehollier@ou.edu



**PATRICK DUNN**  
Associate Director  
Cell: (405) 388-1353  
Email: patrickjdunn@ou.edu

### HEAD COACH BRENT VENABLES

Alma Mater: Kansas State, 1992  
Career Record: 20-14 (.588)  
Record at OU: Same  
Regular Season Conference Record: 11-12 (.478)

### ASSISTANT COACHES

Zac Alley (Co-Defensive Coordinator/LB)  
Todd Bates (Assoc. HC/Co-Def. Coord./Run Def./DT)  
Bill Bedenbaugh (OL)  
Miguel Chavis (DE)  
Joe Jon Finley (Co-Off. Coordinator/TE)  
Brandon Hall (S)  
Kevin Johns (Co-Offensive Coordinator/QB)  
Emmett Jones (Pass. Game Coord./WR)  
DeMarco Murray (RB)  
Jay Valai (Co-Def. Coord./Pass Defense/CB/NB)

### PROGRAM HISTORY

First Year: 1895 (this is 130th season)  
All-Time Record: 948-345-53 (.724)  
All-Time Conf. Record: 532-170-22 (.750)  
All-Time SEC Record: 1-4 (.200)  
All-Time Bowl Record: 31-25-1 (.553)  
National Championships (AP): 7  
Years: 1950, '55, '56, '74, '75, '85, 2000  
Conference Championships: 50  
Big 12 Championships: 14  
2000, '02, '04, '06-08, '10, '12, '15-20  
Undefeated Seasons: 14  
11-Plus-Win Seasons: 27 (T-most in nation)

### STADIUM/FIELD INFORMATION

Name: Gaylord Family – Oklahoma Memorial Stadium  
Capacity: 80,126  
Surface: Natural Grass  
Stadium First Year: 1925  
Record at Stadium: 421-88-15 (.818)  
Field Name: Owen Field  
Field First Year: 1923  
Record at Field: 424-92-16 (.812)

### UNIVERSITY INFORMATION

Location: Norman, Okla.  
Founded: 1890  
Enrollment: 34,523  
Colors: Crimson and Cream  
President: Joseph Harroz Jr.  
Athletics Director: Joe Castiglione

► Since the end of World War II (1946 season to present), OU leads all programs with 704 wins (29 more than Alabama, the program with the next most).

### KEY STORYLINES

► The Sooners are 11-3 against programs currently in the Football Championship Subdivision (FCS), but have played only seven such games since the start of the 1952 season. In those seven contests, the Sooners beat Indiana State 49-0 in 1999 (**Bob Stoops'** first game as OU head coach), Chattanooga 57-2 in 2008, Idaho State 64-0 in 2009, Florida A&M 69-13 in 2012, South Dakota 70-14 in 2019, Missouri State 48-0 in 2020 and Western Carolina 76-0 in 2021. That's a combined total of 433-29. OU is 3-2 against Drake (games played between 1920 and '26 when both teams were members of the Missouri Valley Conference) and 1-1 versus William & Mary (games played in 1942 and '51).

► Oklahoma's 329 total yards and 147 rushing yards in a 26-14 loss at No. 18/18 Ole Miss on Saturday were its highest totals since the third game of the season against Tulane. OU also tied a season high with 22 completions against the Rebels. The contest marked the first with co-offensive coordinator and tight ends coach **Joe Jon Finley** serving as offensive play-caller and with **Kevin Johns** as co-offensive coordinator and quarterbacks coach.

► Neither Oklahoma nor Maine has produced a 100-yard rusher or a 100-yard receiver in a game this season. The Sooners are averaging 293.3 yards of offense per game (116.5 rushing and 176.8 passing) while the Black Bears are averaging 316.8 yards of offense per contest (116.5 rushing and 200.3 passing).

► Junior running back **Jovantae Barnes'** two best rushing performances this season have come in the last two games. Barnes had 70 yards on 17 carries (4.1 average) two weeks ago against South Carolina and ran for 67 yards on 16 carries (4.2 average) on Saturday at Ole Miss.

► True freshman receiver **Jacob Jordan**, who saw limited action in the season-opening win over Temple (no catches), did not play in OU's next five games. Over the last two contests, he has totaled 12 receptions for 124 yards. He had six catches for 86 yards against South Carolina and six more grabs for 38 yards and his first career touchdown at Ole Miss.

► During the **Brent Venable** era (since the start of the 2022 season), Oklahoma's defense ranks second in the nation with its 43 interceptions (UNLV has 45). The Sooners have registered at least one interception in 11 of their last 14 games and in 27 of their last 34. Maine has thrown just four interceptions on its 216 pass attempts this season (one every 54 passes). The Black Bears rank sixth out of 123 FCS teams by completing 70% of their pass attempts.

► In the Sooners' four wins this season they have outscored opponents 56-6 off turnovers. In their four losses they have been outscored 41-0 off turnovers.

► Since the start of the 2023 campaign, OU is 12-0 when it wins the turnover battle (4-0 this year) and 2-6 when it loses it (0-4 this year). Maine has committed nine turnovers in its eight games and is +3 in turnover margin on the season.

► OU has featured a different starting offensive line in seven of its eight contests this season, and 10 Sooners have started at least one contest. **Febечи Nwaiwu** (right guard all eight games) and **Jacob Sexton** (four games at left tackle and four at left guard) have started all eight games. Other starters have been **Michael Tarquin** (three games at left tackle and four at right tackle), **Branson Hickman** (four games at center), **Jake Taylor** (four games at right tackle), **Heath Ozaeta** (three games at left guard), **Troy Everett** (started the last two games at center), **Joshua Bates** (two games at center), **Logan Howland** (two games at left tackle) and **Geirean Hatchett** (one game at left guard; out for the year).

### RECAPPING SATURDAY'S GAME AT OLE MISS

► Playing for the first time since **Joe Jon Finley** was named offensive play-caller and **Kevin Johns** was named co-offensive coordinator and quarterbacks coach, Oklahoma led 14-10 at halftime but dropped a 26-14 decision at No. 18/18 Ole Miss on Saturday.

► The Sooners racked up 235 yards of offense in the first half but just 94 in the second. Similarly, OU rushed for 125 yards in the opening 30 minutes but mustered just 22 after halftime.

► OU's eight third-down conversions tied a season high. It was 7 of 9 in the first half but 1 of 9 in the second.

► Sophomore quarterback **Jackson Arnold** made his first start since the Sept. 21 Tennessee game and completed a season-high 22 passes on 31 attempts for 182 yards and two touchdowns without an interception. He also rushed for 39 yards (grossed 99 but lost 60 on nine sacks) on 24 official carries. Arnold had three carries of at least 10 yards

► Arnold's TD passes went to redshirt junior tight end **Bauer Sharp** in the first quarter (tied the game at 7-7) and freshman walk-on receiver **Jacob Jordan** in the second quarter (was the first of his career and gave OU a 14-10 lead with six seconds left). Sharp finished with career and game highs of eight receptions for a team-high 53 yards. Jordan tied a career high with six catches for 38 yards.

► Junior running back **Jovantae Barnes** carried 16 times for a game-high 67 yards (4.2 average) while freshman **Taylor Tatum** had nine rushes for 42 yards (4.7 average). OU tallied six carries of at least 10 yards and became just the second team this season to rush for over 100 yards against Ole Miss (the Rebels entered the day allowing a nation-low 66.6 rushing yards per contest).

► Senior defensive end **Caiden Woullard** registered Oklahoma's only sack, tied for its fewest of the season, while Ole Miss finished with 10 (for a loss of 61 yards). The 10 sacks were the most by an OU opponent since the Sooners started tracking sacks in 1982. They surrendered three sacks in the second quarter and the other seven in the game's final 7:10.

2024 TEAM STATS COMPARISON

	OU	MAINE
Points/Game	21.1	24.1
Points Allowed/Game	21.9	27.0
1st Downs/Game	18.0	18.1
1st Downs Allowed/Game	17.1	18.6
Rush Yards/Game	116.5	116.5
Rush Yards Allowed/Game	106.0	153.9
Pass Yards/Game	176.8	200.3
Pass Yards Allowed/Game	226.6	210.0
Total Offense/Game	293.3	316.8
Total Defense/Game	332.6	363.9
INT Thrown/INT Made	5/6	4/7
Turnover Margin	+2	+3
Sacks By/Allowed/Game	3.2/4.8	2.5/2.8
3rd Down Off./Def.	30.3/32.5	42.3/47.1
Red Zone Off./Def.	84.0/73.9	90.0/91.3
Kickoff Return Average	18.1	22.0
Punt Return Average	8.0	8.1
Penalties/Yards Per Game	6.0/53.9	6.0/51.3
Field Goals	10-12	6-9

2024 NCAA RANKINGS COMPARISON

	OU	MAINE (FCS)
Points/Game	113th	71st
Points Allowed/Game	45th	65th
First Downs/Game	106th	66th
First Downs Allowed/Game	23rd	48th
Rush Yards/Game	110th	98th
Rush Yards Allowed/Game	21st	57th
Pass Yards/Game	116th	62nd
Pass Yards Allowed/Game	83rd	59th
Total Offense/Game	129th	96th
Total Defense/Game	41st	59th
Turnover Margin	52nd	35th
Sacks/Game	7th	28th
Sacks Allowed/Game	133rd	106th
3rd Down Offense	126th	35th
3rd Down Defense	25th	109th
Red Zone Offense	74th	15th
Red Zone Defense	21st	109th
Kickoff Return Average	99th	31st
Punt Return Average	69th	64th

2024 SEC STANDINGS

	SEC	OVERALL
Texas A&M	5-0	7-1
Georgia	4-1	6-1
Texas	3-1	7-1
Tennessee	3-1	6-1
LSU	3-1	6-2
Alabama	3-2	6-2
Arkansas	3-2	5-3
Ole Miss	2-2	6-2
Missouri	2-2	6-2
Vanderbilt	2-2	5-3
Florida	2-2	4-3
South Carolina	2-3	4-3
Oklahoma	1-4	4-4
Auburn	1-4	3-5
Kentucky	1-5	3-5
Mississippi State	0-5	1-7

THIS WEEK'S SEC SCHEDULE

(All times Central)

Maine at Oklahoma, 11 a.m. [ESPN+/SECN+]
Ole Miss at Arkansas, 11 a.m. [ESPN]
Vanderbilt at Auburn, 11:45 a.m. [SECN]
Florida vs. Georgia, 2:30 p.m. [ABC]
Massachusetts at Miss. State, 3:15 p.m. [SECN]
Texas A&M at South Carolina, 6:30 p.m. [ABC]
Kentucky at Tennessee, 6:45 p.m. [SECN]

► Senior linebacker **Danny Stutsman** registered a team-high nine tackles and 1.5 TFLs, as well as a QB hurry. It was the fifth time this season he led the team in tackles.

► Ole Miss entered the game ranked second nationally in total offense (560 ypg), eighth in scoring offense (41.4 ppg) and 26th in rushing offense (200.6 ypg), but OU held it to 380 yards, 26 points and 69 rushing yards (2.2 per carry).

► Super senior **Luke Elzinga** averaged 45.6 yards on his five punts and had 52- and 56-yarders.

100TH YEAR OF GAYLORD FAMILY – OKLAHOMA MEMORIAL STADIUM

► 2024 marks the 100th season of Gaylord Family – Oklahoma Memorial Stadium. OU owns a sparkling 421-88-15 (.818) all-time record at the “Palace on the Prairie” and has faced 95 opponents there (Maine will mark the 96th foe).

► The first game played at the current stadium site, called Owen Field and named after former head coach and athletics director **Bennie Owen** (a charter member of the College Football Hall of Fame), took place in 1923, before stadium construction got underway. On Oct. 17, 1925, the first contest was played in front of the new 16,000-seat west stands, a 7-0 victory over Drake in which **Roy “Goat” Lamb** scored the game’s only touchdown on a 2-yard run in muddy conditions.

► Oklahoma Memorial Stadium, named in honor of university personnel who died in World War I, was erected at a cost of \$293,000 and dedicated on Nov. 7, 1925. Almost since its inception, the stadium has been a work in progress, with countless expansions and improvements taking place. Prior to the 2002 season, the stadium was renamed “Gaylord Family – Oklahoma Memorial Stadium” after a generous donation helped complete one of those expansions. Capacity peaked at 83,489 from 2016-18, but dropped to its current figure of 80,126 in 2019 after seat and aisle widening.

OFFENSIVE COORDINATOR CHANGE

► Oklahoma head coach **Brent Venables** announced an offensive coaching change on Sunday, Oct. 20, relieving **Seth Littrell** of his offensive coordinator and quarterbacks coach duties. Venables said that, on an interim basis, **Joe Jon Finley** will continue his role as co-offensive coordinator and take on primary play-calling responsibilities, with senior offensive analyst **Kevin Johns** being elevated to co-offensive coordinator and quarterbacks coach.

► Finley, a former OU player and graduate assistant, returned to the Sooners in 2021 as assistant head coach for offense and tight ends and H-backs coach. After serving as tight ends coach the last two seasons, he was promoted to co-offensive coordinator last November.

► With Finley on staff, the Sooners led the Big 12 Conference in total offense each of the last three seasons (450.1 ypg in 2021, 474.0 in 2022 and 507.0 in 2023).

► A 1998 Dayton graduate who was a quarterback for the Flyers from 1994-97, Johns came to OU from Duke where he was offensive coordinator and quarterbacks coach the last two seasons. Before that, he served in the same capacity at Memphis from 2019-21, was offensive coordinator and inside receivers and tight ends coach at Texas Tech in 2018, offensive coordinator and quarterbacks coach at Western Michigan in 2017 and offensive coordinator and quarterbacks and wide receivers coach at Indiana from 2014-16 (was also co-offensive coordinator and QB/WR coach for the Hoosiers from 2011-13).

► Prior to Indiana, Johns spent seven seasons at Northwestern. He was running backs coach from 2004-05, wide receivers coach and recruiting coordinator from 2006-07 and passing game coordinator and wide receivers coach from 2008-10. His first full-time stint was at Richmond, where he served as wide receivers coach in 2002 and defensive ends coach in 2003.

HOME IS WHERE THE “W” IS

► The Sooners are 143-15 (.905) at Gaylord Family – Oklahoma Memorial Stadium since the start of the 1999 season, giving them just one more home loss than conference titles during the period. It is the second-best home winning percentage in the country over the last 25-plus seasons (Boise State [.906] ranks first and Ohio State [.898] ranks third). OU has outscored its foes by an average of 43-18 in those games.

► Oklahoma has sold out 157 straight originally scheduled home contests dating back to the start of the 1999 season (**Bob Stoops’** first as head coach). Only Nebraska has a longer current streak.

SEC SOONERS

► Oklahoma and Texas officially joined the Southeastern Conference on July 1 after 28 years in the Big 12 Conference. OU won half of the Big 12’s football titles (14 of 28) since the league began in 1996 (six of the last nine) and posted a 187-61 (.754) record against conference competition (includes an 11-1 record in Big 12 Championship games).

► OU is no stranger to many of its new SEC brethren as Oklahoma has a 162-116-13 (.579) record against the league’s current member schools, including fellow new entrant Texas. Not including the Longhorns, OU owns a 111-52-8 (.673) all-time record against current SEC programs.

► Entering this season, OU had never faced two SEC programs: South Carolina and Mississippi State. The Sooners hosted the Gamecocks two games ago but do not face the Bulldogs in 2024. Also entering this year,

BEST HOME RECORDS SINCE 1999

PROGRAM	RECORD	PCT.
1. Boise State	144-15	.906
2. Oklahoma	143-15	.905
3. Ohio State	159-18	.898
4. Georgia	137-22	.862
5. Oregon	142-24	.855
6. Clemson	146-26	.849
7. LSU	148-28	.841
8. Alabama	150-29	.838
9. Michigan	142-34	.807
10. Wisconsin	136-37	.786

2024 HONORS

**BEN ANDERSON (R-SO., LS)**

Patrick Mannelly Award Watch List

**NIC ANDERSON (R-SO., WR)**

Biletnikoff Award Watch List

**JACKSON ARNOLD (SO., QB)**

Maxwell Award Watch List

**BILLY BOWMAN JR. (SR., DB)**

AP Preseason All-America Second Team

Preseason All-SEC First Team (Coaches & Media)

Bronko Nagurski Award Watch List

Chuck Bednarik Award Watch List

Jim Thorpe Award Preseason Watch List

**DEION BURKS (R-JR., WR)**

Preseason All-SEC Third Team (Media)

**LUKE ELZINGA (R-SR., P)**

Ray Guy Award — Ray's 8 of the Week

(9/9, 9/23, 10/1)

Ray Guy Award Preseason Watch List

**GRACEN HALTON (JR., DL)**

SEC Defensive Lineman of the Week (9/9)

**BRANSON HICKMAN (R-SR., OL)**

Outland Trophy Watch List

Rimington Trophy Watch List

**JAYDEN JACKSON (FR., DL)**

Shaun Alexander Award Watch List

Midseason True Freshman All-American (On3, 247)

**TYLER KELTNER (R-SR., K)**

SEC Special Teams Player of the Week (9/2)

**KIP LEWIS (R-SO., LB)**

SEC Defensive Player of the Week (9/30)

**GAVIN SAWCHUK (R-SO., RB)**

Allstate AFCA Good Works Team Member

Wuerffel Trophy Watch List

Doak Walker Award Watch List

**ZACH SCHMIT (R-SR., K)**

William V. Campbell Trophy Semifinalist

**DANNY STUTSMAN (SR., LB)**

Midseason All-America First Team (AP, CBS Sports, Senior Bowl)

Midseason All-America Second Team (Athlon, The Athletic)

ESPN Preseason All-America Team

Walter Camp Preseason All-America First Team

The Athletic Preseason All-America First Team

AP Preseason All-America Second Team

Sporting News Preseason All-America Second Team

Preseason All-SEC First Team (Coaches & Media)

Walter Camp Player of the Year Watch List

Bronko Nagurski Watch List

Chuck Bednarik Award Watch List

Butkus Award Watch List

Lombardi Award Preseason Watch List

**R MASON THOMAS (JR., DL)**

Bronko Nagurski National Defensive Player of the Week (9/9)

**collegepressbox**

Collegepressbox is the official media website for Division I football. Access and download game notes, quotes, statistics, media guides, headshots, logos and more for all FBS schools, conferences, postseason games, awards and the College Football Playoff. For access, register for an account at collegepressbox.com/register.

OU had never played a campus game against Auburn, Florida, Georgia, LSU, Ole Miss, Mississippi State or South Carolina.

► The SEC is the Sooners' seventh football conference. They were also a member of the Southwest Conference (two championships), Missouri Valley (one championship), Big Six (five championships), Big Seven (12 championships), Big Eight (16 championships) and Big 12 (14 championships).

► Oklahoma's 14 Big 12 titles were 10 more than the program with the next most (Texas won four). From 2010 through 2023, OU won eight Big 12 titles and was followed by Baylor (three), Kansas State (two) and Oklahoma State, TCU and Texas (one each).

**R MASE IN YOUR FACE**

► Junior defensive lineman **R Mason Thomas** is tied for 16th nationally and tied for fifth in the SEC with his 6.0 sacks, and all of them have come in the last six games (3.0 vs. Tulane, 0.5 vs. Tennessee, 2.0 at Auburn, 0.5 vs. South Carolina).

► Thomas has racked up 5.0 of his 6.0 sacks in the fourth quarter and with OU protecting leads. Against Tulane, his 3.0 sacks came in the span of two drives. In one series, Thomas recorded a sack on first down, a pass breakup on third down and another sack on fourth down. On one of his sacks he was credited with a forced fumble and recovery, and added a pass breakup and a quarterback hurry on the day. He was named the Bronko Nagurski National Defensive Player of the Week.

► With OU leading 24-21 at Auburn and under four minutes to go, Thomas recorded a 6-yard sack on third down and a 13-yard sack the next play to give the ball to the Sooners on the Tigers' 25-yard line.

► Thomas became the first Sooner since defensive end **Charles Tapper** in 2015 to register at least 5.5 sacks over a three-game span (Tapper had 6.0).

► Thomas' lone six career starts have come this season (he did not start against Tennessee or Texas because of opponent offensive personnel; OU started five DBs in both). In his 19 games over the 2022 and '23 campaigns, he logged 3.5 tackles for loss and 1.5 sacks.

**MORE ON THE DEFENSE**

► Oklahoma's defense made big strides in year two under **Brent Venables** in 2023, and many analysts predicted the improvement to continue this season. That includes Phil Steele, who this summer ranked OU's linebacker and defensive back units each as second best nationally and No. 1 in the SEC.

► The Sooners rank in the top 10 nationally in several defensive categories, including tackles for loss per game (sixth at 8.2), yards allowed per rush (sixth at 2.8) and sacks per game (seventh at 3.3). They also rank 16th in red zone defense (.739), 17th in turnovers gained (15) and 21st in rushing defense (106.0 ypg) and rushing touchdowns allowed (seven).

► AP and CBS Sports midseason first-team All-America linebacker and Butkus Award-hopeful **Danny Stutsman** ranks third in the SEC with his 8.9 tackles per game and has 6.5 TFLs and three QB hurries. The senior has led OU in tackles each of the last two seasons (125 in 2022, 104 in 2023) and has 338 career stops.

► Junior defensive linemen **Gracen Halton** and **R Mason Thomas** entered the season with a combined 8.0 career tackles for loss and 1.5 sacks, but through eight games this season have teamed for 12.5 TFLs and 10.0 sacks. Halton was named SEC Defensive Lineman of the Week after registering a career-high 2.0 TFLs (11-yard sack and a 5-yard safety) in a 16-12 win over Houston in week two. He has 5.0 TFLs, 4.0 sacks, a forced fumble, fumble recovery, a safety and two QB hurries. Thomas turned in a 3.0-sack effort vs. Tulane in which he also logged a forced fumble and recovery, a pass breakup and a QB hurry en route to being named Bronko Nagurski National Defensive Player of the Week. In OU's win at Auburn, he registered sacks on back-to-back fourth-quarter plays with OU clinging to a 24-21 lead. Thomas has team highs of 7.5 TFLs, 6.0 sacks and seven QB hurries on the year. He ranks 16th nationally and fifth in the SEC with his 6.0 sacks, which are already more than any Sooner had last season.

► Sophomore linebacker **Sammy Omosigbo's** first career starts came in the Auburn and Texas games, filling in for injured **Kendel Dolby** at OU's "Cheetah" position. Omosigbo ranks sixth on the team with his 22 tackles, which are already 15 more than he had in his 10 games last season. He ranks fifth on the squad with 4.5 tackles for loss and has two QB hurries. Junior linebacker **Jaren Kanak** got the start at "Cheetah" two weeks ago vs. South Carolina (his first start of the season; three tackles), while junior linebacker **Dasan McCullough** got the start at the position on Saturday at Ole Miss (first start of the season; five tackles and a TFL).

► Oklahoma is tied for eighth nationally by allowing just 22 rushes of 10 or more yards and ranks 13th by allowing just five rushes of at least 20 yards (22-yarder by Auburn, three by Texas and one by South Carolina).

**OU'S NATIONAL DEFENSIVE RANKINGS**

CATEGORY	STAT	RANK
Fumble Recoveries	9	T2nd
Tackles For Loss Per Game	8.3	6th
Yards Allowed Per Rush	2.8	6th
Sacks Per Game	3.3	T7th
Red Zone Defense Pct.	.739	16th
Turnovers Gained	15	T17th
Rushing Defense	106.0	21st
Rushing TDs Allowed	7	T21st
3rd Down Conv. Pct. Defense	.325	25th
First Downs Allowed	137	T33rd
Total Defense	332.6	41st
Scoring Defense	21.9	45th

**ACTIVE LEADERS IN INTERCEPTIONS**

Senior safety **Billy Bowman Jr.** is tied for fifth nationally among active players with his 11 career interceptions. Bowman, Kansas' Cobee Bryant and UNLV's Cameron Oliver are the only ones on the list who are in their fourth year (the others are in their fifth or sixth seasons).

PLAYER	INTs	YDS	YEAR
Quincy Riley (Louisville)	14	406	6th
Cam Lockridge (Fresno St.)	14	297	5th
Cobee Bryant (Kansas)	13	191	4th
Nohl Williams (Cal)	13	116	5th
<b>Billy Bowman Jr. (OU)</b>	<b>11</b>	<b>251</b>	<b>4th</b>
Cameron Oliver (UNLV)	11	86	4th
Antavious Lane (N. Carolina)	11	162	6th

### 2024 WEEKLY TEAM CAPTAINS

OU's six captains for the Maine game are:

No.	Name	Class	Pos.
10	Kip Lewis	R-So.	LB
1	Dasan McCullough	Jr.	LB
87	Jake Roberts	Sr.^	TE
70	Michael Tarquin	R-Sr.^	OL
95	DaJon Terry	R-Sr.^	DL
15	Brenen Thompson	Jr.	WR

**TEMPLE:** Arnold, Bowman Jr., Sharp, Stutsman

**HOUSTON:** Barnes, Dolby, Downs, Roberts, Schmit

**TULANE:** McKinzie, Sawchuk, Sexton, Spears-Jennings, Thomas

**TENNESSEE:** Halton, Nwaiwu, Tarquin, Terry, Washington, D. Williams

**AUBURN:** Bowen, Elzinga, Lewis, Thompson, Walker

**TEXAS:** Bowman Jr., Downs, Nwaiwu, Sharp, Stutsman, D. Williams

**S. CAROLINA:** Elzinga, Everett, Halton, Jackson, Stutsman

**OLE MISS:** Barnes, Everett, Heinecke, Kanak, McKinzie, Schmit

### SOONERS IN THE NFL

Forty-five former Sooners were on week 1 NFL rosters, including 34 active:

Name	Team	Pos.
Mark Andrews	Ravens	TE
Brian Asamoah II	Vikings	LB
Curtis Bolton	Giants	LB
Nik Bonitto	Broncos	LB
Marquise Brown	Chiefs	WR
Tre Brown	Seahawks	CB
Orlando Brown Jr.	Bengals	OL
Cody Ford	Bengals	OL
Neville Gallimore	Rams	DT
Marquis Hayes*	Cardinals	OL
Eric Gray	Giants	RB
Tyler Guyton	Cowboys	OT
Anton Harrison	Jaguars	OT
Creed Humphrey	Chiefs	C
Jalen Hurts	Eagles	QB
Tony Jefferson*	Chargers	S
Lane Johnson	Eagles	OT
CeeDee Lamb	Cowboys	WR
Jonah Lauulu	Raiders	DT
Baker Mayfield	Buccaneers	QB
Marvin Mims Jr.	Broncos	WR
Joe Mixon	Texans	RB
Wanya Morris	Chiefs	OT
Kyler Murray	Cardinals	QB
Kenneth Murray Jr.	Titans	LB
Ogbo Okoronkwo	Browns	DE
Samaje Perine	Chiefs	RB
Ronnie Perkins^	Broncos	LB
Jordan Phillips	Cowboys	DT
Ben Powers	Broncos	G
Andrew Raym	Panthers	C
Jalen Redmond	Vikings	DT
Tyrese Robinson*	Vikings	DT
Walter Rouse	Vikings	OT
Sterling Shepard*	Buccaneers	WR
Rhamondre Stevenson	Patriots	RB
Drake Stoops*	Rams	WR
Isaiah Thomas*	Bengals	DE
Delarrin Turner-Yell^	Broncos	S
Tress Way	Commanders	P
Brayden Willis*	49ers	TE
Trent Williams	49ers	OT
James Winchester	Chiefs	LS
DaShaun White*	49ers	LB
Michael Woods II*	Browns	WR

\* Practice squad ^ Injured reserve

► OU has allowed only 17 touchdowns on its opponents' 101 possessions (one every six possessions). The defense has forced 44 punts and has recorded 13 takeaways, a safety and six turnovers on downs.

### ARNOLD/HAWKINS JR. SHARE TIME AT QB

► Oklahoma's quarterbacks room looks drastically different than it did last season, with only one returning signal-caller on this year's roster. The lone returning QB is sophomore **Jackson Arnold**, the 2022-23 Gatorade National Football Player of the Year, who took over for two-year starter and unanimous 2023 first-team All-Big 12 honoree Dillon Gabriel. A graduate transfer, Gabriel, who is now at Oregon, entered the year ranked fourth in FBS history in career touchdowns accounted for (152), seventh in career passing yards (14,865) and eighth in career passing TDs (125).

► Arnold played in seven games as a true freshman last season, completing 44 of 69 passes for 563 yards and four touchdowns, and rushing 31 times for 116 yards and a score. He started in the Alamo Bowl against No. 14 Arizona and threw for 361 yards and a pair of touchdowns. He also played the entire second half at BYU on Nov. 18, directing OU from a 17-17 halftime tie to a 31-24 win.

► Arnold, who started Oklahoma's first four games this season as well as this past Saturday's game at Ole Miss, has completed 101 of 169 pass attempts (60%) for 945 yards and 10 touchdowns versus three interceptions on the year. He has also rushed for 148 yards and has a team-high-tying two rushing TDs.

► Freshman **Michael Hawkins Jr.** entered the Tennessee game late in the first half, finished that contest and then played the entire Auburn and Texas contests. In the victory at Auburn, he became just the seventh OU quarterback to start at least one game as a true freshman, and first Sooner true freshman QB to win on the road in his first career start. In the next game, he became the first OU true freshman QB to start against Texas. Hawkins Jr. also started the South Carolina game before being replaced after the Sooners' third possession

► In his four SEC games, Hawkins Jr. is 43 for 68 through the air (63%) for 459 yards and a touchdown with two interceptions. He has also rushed 47 times for 103 yards and a TD. He completed 11 of 18 pass attempts for 132 yards and a TD against Tennessee, and rushed 12 times for 22 yards with no turnovers. At Auburn, he was 10 of 15 passing for 161 yards and rushed 14 times for 69 yards, including a 48-yard TD. Versus Texas, he completed 19 of 30 passes for 148 yards and had 20 carries for 27 yards (lost 34 yards on sacks). And against South Carolina, he was 3 of 5 through the air for 18 yards (two interceptions) and lost a fumble.

► Hawkins Jr. was rated as a four-star prospect by ESPN, On3 and Rivals and as the No. 3 dual-threat QB recruit in the country by Rivals and No. 7 by ESPN. His father, Michael, played cornerback for Oklahoma under **Bob Stoops** in 2002 before spending multiple years in the NFL.

### MORE ON THE OFFENSE

► Junior running back **Jovantae Barnes** leads the team with his 374 rushing yards (averaging 3.6 yards per carry) and has two rushing touchdowns. He is coming off his two best performances of the year — a 70-yard rushing day vs. South Carolina and a 67-yard rushing effort at Ole Miss (also caught five passes for 57 yards, both career highs). Freshman **Taylor Tatum**, the consensus No. 1 running back nationally in the 2024 class, is averaging 5.8 yards on his 33 rushes (191 total yards) and has run for a pair of TDs and caught another. He missed the Auburn game due to injury.

► Redshirt sophomore running back **Gavin Sawchuk** started each of the first three games but has been held to 42 yards on 20 carries on the year. Sawchuk ran for over 100 yards in each of the last five games in 2023.

► OU's tight ends combined for 20 catches for 252 yards and two touchdowns in 13 games last season. This year, tight ends **Bauer Sharp** and **Jake Roberts** have already totaled 41 catches for 334 yards and three TDs. Sharp leads the squad with 32 catches and 242 receiving yards, and has two scores.

► Redshirt junior wide receiver **Deion Burks** leads the team with his 6.5 catches per game and three receiving touchdowns, which all came in the first half against Temple. In that game, Burks became the first Sooner to register three receiving TDs in his OU debut. Burks' 26 receptions are the most ever by a player in the first four games of his OU career. The Purdue transfer, who has missed the last four games due to injury, entered the season with seven career receiving TDs (all in 2023).

► Redshirt sophomore receiver **Nic Anderson** sustained an injury in August camp and has missed all but one game this season (he started vs. Tennessee but left the game in the first half and has not played since). Anderson earned 2023 freshman All-America honors from The Athletic after catching 38 passes for 798 yards and a team-high-tying 10 TDs. He averaged 21.0 yards per catch to rank fifth nationally.

► Senior receiver **Andrel Anthony** tore his ACL in last year's game against Texas (Oct. 5), returned to play

### VENABLES BY THE NUMBERS

Brent Venables was hired as OU's 23rd head coach on Dec. 5, 2021. Here's a look at some of his many accomplishments:

**3** National championships (2000 at Oklahoma; 2016 and '18 at Clemson)

**3** Butkus Award winners (OU's Rocky Calmus [2001] and Teddy Lehman [2003]; Clemson's Isaiah Simmons [2019])

**4** Consecutive years Clemson led the nation in tackles for loss (2013-16; also led country in 2018 and was second in 2019 and '20).

**8** National championship game appearances (2000, '03, '04 and '08 at OU; 2015, '16, '18 and '19 at Clemson)

**8** Times Clemson finished in the top 15 nationally in total defense his last 8 years

**10** College Football Playoff games (6 semifinals and 4 championship games) over his last 7 seasons with Clemson

**10** Clemson led the nation in sacks, tackles for loss and opponent 3rd-down conversion percentage over his 10 years with the program

**13** Number of conference championships (7 at OU, 6 at Clemson)

**18** Consensus All-America honors collected by his players (12 at OU)

**23** Times his 28 teams won at least 10 games

**61** Number of his defensive players picked in the NFL Draft (12 first-rounders)

**306** Wins as a full-time coach (against just 67 losses: .820)

## OU'S 2024 RECRUITING CLASS RANKED AS HIGH AS NO. 7

Head coach **Brent Venables** and his staff signed OU's third straight top-10 recruiting class in 2024. The class of 27 scholarship players all signed during the December early period. The class ranked No. 7 nationally by Rivals, No. 8 in the 247Sports composite and ESPN rankings and No. 9 by On3.

Of the 27 signees, one was rated as a consensus five-star prospect and eight were ranked as consensus four-star prospects on a five-star scale by 247Sports, ESPN, On3 and Rivals. Sixteen were rated a four-star prospect by at least two of the outlets, while 11 received three-star designation from at least three of those services (seven garnered at least one four-star nod).

Fourteen members of the signing class were designated as offensive players and 13 as defensive players, and all were high schoolers. A record 20 of the Sooners' 27 signees enrolled at OU for the spring semester and participated in team activities.

The Sooners signed three players who were rated as the top recruit in their state or country in Oklahoma defensive end Danny Okoye, Kansas defensive back Michael Boganowski and England offensive lineman Daniel Akinkunmi. Seven prospects were rated among the top 10 nationally at their respective position by at least one recruiting service. 13 signees were rated among the top 15 at their position and 18 were rated among the top 25 at their position.

The state of Texas produced the most OU signees with seven, while Oklahoma produced six and Ohio two. The Sooners signed one player each from Alabama, Arizona, England, Florida, Georgia, Indiana, Kansas, Louisiana, Minnesota, Mississippi, Nevada and North Carolina.

### 2024 OU RECRUITING CLASS

No.	Name	Class	Pos.
72	Josh Aisosa	Fr.	OL
75	Daniel Akinkunmi	Fr.	OL
73	Isaiah Autry-Dent	Fr.	OL
25	Michael Boganowski	Fr.	DB
23	Eli Bowen	Fr.	DB
56	Eugene Brooks	Fr.	OL
24	Ivan Carreon	Fr.	WR
28	KJ Daniels	Fr.	WR
42	Wyatt Gilmore	Fr.	DL
14	Jaydan Hardy	Fr.	DB
9	Michael Hawkins Jr.	Fr.	QB
65	Jayden Jackson	Fr.	DL
12	Devon Jordan	Fr.	DB
7	Zion Kearney	Fr.	WR
84	Davon Mitchell	Fr.	TE
47	James Nesta	Fr.	LB
21	Jeremiah Newcombe	Fr.	DB
16	Danny Okoye	Fr.	DL
45	Mykel Patterson-McDonald	Fr.	DB
55	Eddy Pierre-Louis	Fr.	OL
13	Reggie Powers III	Fr.	DB
81	Zion Ragins	Fr.	WR
21	Xavier Robinson	Fr.	RB
6	Nigel Smith II	Fr.	DL
0	David Stone	Fr.	DL
8	Taylor Tatum	Fr.	RB
12	Brendan Zurbrugg	Fr.	QB

limited snaps in this season's opener vs. Temple (one catch) but hasn't played since. Before last season's injury, Anthony led OU with 429 yards on 27 catches.

► Senior receiver **Jalil Farooq** was lost to injury in the first half of the season opener against Temple and is out indefinitely. Farooq entered the year with 86 career catches for 1,229 yards and seven TDs, and 32 rushes for 235 yards. OU is also without the services of junior receiver **Jayden Gibson**, who was lost for the year following an August injury. Gibson caught 14 passes for 375 yards (26.8 per reception) and five TDs last season (scored in each of the last three regular season games).

► OU's offensive linemen who have played this season have combined for just 45 career starts as Sooners. Eight of the 10 who have started at least one game this season had never started at OU prior to this year (**Jacob Sexton** had one career start and **Troy Everett** four as a Sooner).

### A GLANCE AT SPECIAL TEAMS

► After winning the primary placekicking job, Florida State transfer **Tyler Keltner** went 3 for 3 on field goals and 6 for 6 on extra-point attempts against Temple in the opener to earn SEC Special Teams Player of the Week honors. He is 7 for 9 and 12 for 13, respectively, on the year (missed the Auburn game after having his appendix removed, returned for the Texas game but did not play the last two outings). Keltner spent his first four seasons at East Tennessee State, where he was 56 for 74 on field goals (76%) and 131 of 131 on PATs, and three times earned All-Southern Conference honors.

► Redshirt senior **Zach Schmit** served as OU's placekicker the last two seasons and has made 30 of his 42 (71%) career field goal attempts and all 127 of his PAT tries. His streak of 127 made extra-points is the fourth-longest in program history. Schmit, who has handled kickoffs in all eight games this season, also handled field goals and extra points at Auburn, vs. South Carolina and at Ole Miss. He has made his lone three field goal attempts of the year (two in the win at Auburn and one vs. South Carolina).

► Keltner and Schmit have combined to go 10 of 12 on field goal attempts, as OU is tied for fourth in the SEC out of 16 teams with its 83% conversion rate.

► Super senior **Luke Elzinga** is off to a great eight-game start, ranking eighth nationally and fourth in the SEC with a 46.1-yard average on his 45 punts (16 of 50+ yards; long of 63; 17 inside the 20; 14 fair catches; just two touchbacks). His performance has helped OU to a No. 13 national ranking with its 43.0-yard net punting average. Elzinga has already been named to the Ray Guy Award's "Ray's 8" three times this season (following the Houston, Tennessee and Auburn contests).

► Sophomore **Peyton Bowen** ranks 25th nationally (third in SEC) by averaging 8.6 yards on his 17 punt returns.

### "TAKEAWAYS, NO GIVEAWAYS"

► The Oklahoma coaching staff preaches "takeaways, no giveaways" with its players and the Sooners turned that message into reality through its first five games in 2024, as they were tied for third nationally with a +1.6 turnover margin per contest (13 takeaways, five giveaways) at the time.

► That trend has reversed itself the last three games, however, as OU has totaled eight turnovers (six fumbles and two interceptions) and gained just two (an interception against Texas and a fumble at Ole Miss). The Sooners were outscored 31-0 off turnovers in those outings.

► OU has recovered nine fumble fumbles so far this season, which is three more than it had all of 2023. The nine recoveries are tied for the second most nationally.

► Nine different Sooners have each registered one fumble recovery and five different players have each logged at least one interception. **Billy Bowman Jr.** has two interceptions and one fumble recovery, while **Robert Spears-Jennings** has one of each.

► OU is outscoring opponents 56-47 off turnovers through eight games.

► Last season, OU ranked second nationally with 26 takeaways (20 interceptions) and with 111 points off takeaways (ranked first with 8.5 points per game).

► Points off turnovers were a telling stat in 2023. In OU's 10 wins last season it outscored opponents 98-17 off turnovers. In its three losses it was outscored 44-13.

### DEWEY SELMON HEADED TO HALL

► Part of the famed and feared Selmon brothers defensive line trio for Oklahoma's vaunted defenses of the early and mid-1970s, **Dewey Selmon** was named to the 2024 College Football Hall of Fame Class in January and will be inducted Dec. 10 in Las Vegas. He will become Oklahoma's 24th former player in the College Hall of Fame and fifth straight defender.

► A Eufaula, Okla., native, Selmon starred at both defensive tackle and nose guard for the Sooners. In his

### MOST CONFERENCE TITLES

Oklahoma leads all of college football with its 50 conference championships.

PROGRAM	TITLES
Oklahoma	50
Nebraska	46
Michigan	44
Ohio State	39
USC	37

### CFP APPEARANCES

Oklahoma has made four appearances in the 10-year history of the College Football Playoff, all in the last nine seasons.

PROGRAM	CFPs
Alabama	8
Clemson	6
Ohio State	5
Oklahoma	4
Georgia	3
Michigan	3

### MOST WINS SINCE 2000

PROGRAM	RECORD
1. Ohio State	265-51
2. Oklahoma	259-67
3. Alabama	258-71
4. Boise State	255-61
Georgia	254-72
6. Clemson	242-83
7. LSU	239-80
8. Oregon	232-82
9. USC	220-92
Texas	220-94
Wisconsin	220-99

**POWER FIVE CONFERENCE TITLES SINCE 2000**

1. Oklahoma	14
2. Ohio State	11
3. Alabama	9
4. Florida State	8
Clemson	8
Oregon	8
7. Michigan	6
USC	6
9. LSU	5
10. Georgia	4
Virginia Tech	4
Washington	4

**FINAL AP TOP-25 APPEARANCES SINCE 2000**

1. Oklahoma	20
Ohio State	20
3. Georgia	18
LSU	18
5. Alabama	17
Clemson	17
7. Florida State	15
Michigan	15
Oregon	15
Texas	15
Wisconsin	15

**HEISMAN FINALISTS SINCE 2000**

1. Oklahoma	10
2. Alabama	9
3. Ohio State	7
4. Florida	5
Stanford	5
USC	5

**ACTIVE BOWL STREAKS**

1. Georgia	27
2. Oklahoma	25
3. Wisconsin	22
4. Alabama	20
5. Clemson	19

**MOST ALL-TIME 11-PLUS-WIN SEASONS**

1. Oklahoma	27
Alabama	27
3. Ohio State	21
4. Penn State	19
5. Florida State	15

**MOST WINS SINCE END OF WWII (1946-PRESENT)**

1. Oklahoma	704
2. Alabama	675
3. Ohio State	667
4. Penn State	651
5. Texas	636
6. Georgia	631
7. Michigan	630
8. Nebraska	613
9. USC	605
10. Notre Dame	601

**MOST TDS SINCE 2015**

1. Alabama (135 games)	705
2. Oklahoma (126 games)	665
3. Ohio State (122 games)	654
4. Clemson (133 games)	639
5. Memphis (124 games)	606

four years on campus under head coach **Barry Switzer**, OU posted a 43-2-1 record (the .946 winning percentage was best in the country), won four straight Big Eight championships and captured national titles his junior and senior seasons of 1974 and '75. He earned first-team All-America honors in 1974 and was named a consensus All-American in 1975.

► Selmon finished his OU career with 325 tackles and 25 tackles for loss (for 109 yards). In a 16-13 win over Texas in 1974, he registered 22 tackles, which still stands as the single-game school record by a defensive lineman. He also holds the OU bowl record for tackles by a defensive lineman (13) in a 14-6 Orange Bowl win over Michigan that gave the Sooners the national title.

► With Selmon as a starter from 1973-75, OU went 32-1-1. Each of his Sooner squads finished in the top three of the AP rankings, winding up at No. 2 in 1972, No. 3 in 1973 and No. 1 in 1974 and '75.

**HEISMAN U**

► Quarterbacks **Baker Mayfield** and **Kyler Murray** became Oklahoma's sixth and seventh Heisman Trophy winners in 2017 and '18, respectively, moving the Sooners into a tie with Notre Dame and Ohio State for the most Heisman winners (USC now has eight). Other OU winners were QB **Sam Bradford** in 2008, QB **Jason White** in 2003, RB **Billy Sims** in 1978, RB **Steve Owens** in 1969 and RB **Billy Vessels** in 1952.

► Quarterback **Jalen Hurts** was the 2019 Heisman Trophy runner-up and became Oklahoma's 11th Heisman finalist, tied with Alabama for most of any school (finalists were first named in 1982). Miami (Fla.) and Ohio State rank third with nine finalists and Florida ranks fifth with eight.

► OU boasts a nation-leading 10 Heisman finalists in the last 24 years (since 2000). Alabama ranks second with nine, Ohio State ranks third with seven and Stanford and USC are fourth with five each.

► Oklahoma is the only program to ever produce five Heisman finalists in a four-year period (Hurts in 2019 [runner-up], Murray in 2018 [won], Mayfield in 2017 [won] and Mayfield [finished third] and receiver **Dede Westbrook** [finished fourth] in 2016). With Mayfield's and Murray's wins, OU is the only program to produce different quarterback winners in consecutive seasons.

► OU is tied for the most Heisman runners-up, as well (six). OU's second-place Heisman finishers were **Kurt Burris** (1954), **Greg Pruitt** (1972), Sims (1979), **Josh Heupel** (2000), **Adrian Peterson** (2004) and Hurts (2019).

► Oklahoma has produced four Heisman Trophy winners in the last 21 years. Only four other programs have produced four winners ever (USC eight, Notre Dame and Ohio State seven and Alabama four).

► An OU QB finished in the top four of Heisman voting in five consecutive years (Mayfield fourth in 2015, third in 2016 and first in 2017; Murray first in 2018; Hurts second in 2019).

**COLLEGE FOOTBALL'S BEST**

► During the modern era of college football (since the end of World War II), the Sooners are the nation's No. 1 team with more wins (703) than any other program (next most is 674 by Alabama).

► Oklahoma has finished in the top 5 of the AP poll a nation-leading 33 times (Ohio State is second with 30).

► OU leads all FBS programs with 50 all-time conference championships. The rest of the top five includes Nebraska (46), Michigan (44), Ohio State (39) and USC (37). The Sooners' 14 league titles since 2000 are the most among Power Five programs (Ohio State ranks second with 11).

► No program has more all-time 11-win seasons than Oklahoma's 27 (Alabama also has 27). And since the start of the 2000 season, OU and Ohio State have produced a nation-leading 18 seasons of at least 10 wins.

► Since former head coach **Bob Stoops** arrived in Norman in 1999, OU leads the country with its 12,947 points scored. Boise State (12,511) is second and Oregon (12,170) third.

► OU's 80 consensus All-Americans since 1950 lead the nation (Alabama ranks second with 77 and Ohio State third with 73). Since 2000, OU has produced 30 consensus All-Americans, second only to Alabama.

**EXTRA POINT**

► OU has won its last 88 games when holding opponents to 22 or fewer points. Its last loss under the circumstance came at Nebraska in 2009 (10-3).

**SOONERS WITH DEGREES**

Sixteen players on OU's roster enter the 2024 season as graduates:

**OL Spencer Brown**  
Advertising management (Michigan State)

**P Luke Elzinga**  
Multidisciplinary studies (Oklahoma)

**DL Trace Ford**  
Business management (Oklahoma State)

**OL Geirean Hatchett**  
Real estate (Washington)

**WR J.J. Hester**  
Sociology (Oklahoma)

**OL Branson Hickman**  
Sports performance leadership (SMU)

**K Tyler Keltner**  
Business management (Florida State)

**LS Ethan Lane**  
Mechanical engineering (Oklahoma)

**WR Major Melson**  
Sports business (Oklahoma)

**K/P Josh Plaster**  
Psychology (Oklahoma)

**Davon Sears**  
Multidisciplinary studies (Oklahoma)

**K Zach Schmit**  
Chemical engineering (Oklahoma)

**OL Michael Tarquin**  
Criminology (USC)

**DL Da'Jon Terry**  
Communications (Tennessee)

**Casey Thompson**  
Sport management (Texas)  
Master's in applied science (Nebraska)

**Woodi Washington**  
Communications (Oklahoma)

# GAYLORD FAMILY OKLAHOMA MEMORIAL STADIUM



OU's \$160 million stadium renovation and modernization project bowled in the south end of the facility and added premium seating and a 62-foot-by-38-foot video board.

## OKLAHOMA'S PALACE ON THE PRAIRIE TURNS 100

► Gaylord Family – Oklahoma Memorial Stadium, one of America's most recognized college football cathedrals, is hosting football games for the 100th year this season. Situated on the east side of the Norman campus, this historical facility is the largest sports arena in the state and ranks among the 18 largest on-campus facilities in the nation.

► In 1921, University of Oklahoma students started a movement for construction of a student union. By 1925, the idea had grown to include a combined football stadium/student union. In the original architect's drawings, the north end of the proposed structure was strikingly similar to the present Oklahoma Memorial Union, which eventually was constructed separately when head coach and athletics director Bennie Owen suggested it would be best to raise funds for a union and a stadium.

► The field is named Owen Field after Owen, who became a charter member of the National Football Hall of Fame. The first game played at the site took place Oct. 20, 1923 (a 63-7 win over Washington, Mo.).

► On Oct. 17, 1925, the first contest was played in front of the new stands on the west side of the field as OU beat Drake 7-0. The 16,000-seat Oklahoma Memorial Stadium, named in honor of University personnel who died in World War I, was erected at a cost of approximately \$293,000.

► Expansions increased the stadium's capacity to 32,000 (1929), 55,000 (1949), 61,836 (1957), 71,187 (1975), 75,004 (1980), 72,765 (1998), 82,112 (2003) and 83,489 (2016). With 2019's widening of aisles and some seats, capacity dropped to 80,126.

► In July, 1970 the original natural grass surface was removed and artificial turf was installed. That tartan turf was replaced with super turf before the 1981 season. Owen Field returned to grass in 1994.

## RECENT RENOVATION

► The OU Board of Regents approved a proposal from OU Athletics on June 25, 2014, to proceed with the development of plans and projects for a major renovation and modernization of the stadium at an estimated cost of \$160 million. The project was carried out entirely from Athletics Department-generated capital funds, bond funds and other private sources.

► The first phase of the building project was completed prior to the 2016 home opener with a focus on the south end zone. The most visible aspect is a completed south end zone seating bowl, a feature that initially increased the seating capacity to 83,489. The addition of handrails and some seat and aisle widening in 2019 reduced capacity to 80,126.

► The seating bowl features an expanded concourse, additional restrooms and concessions, and other amenities. The new structure features 22 suites, 60 open-air loge boxes and 1,976 club seats. Club patrons also benefit from two new clubs.

► Among the most unique features of the new south end zone facility are a pair of open-air fan plazas, one each in the southwest and southeast corners. They each measure at slightly more than 3,000 square feet each and feature a view directly to the game field.

► All student-athlete services in the new building were moved to the ground floor. That space includes a spacious locker room, strength and conditioning area, training room, nutrition center, meeting rooms and the equipment operation. The third floor of the building houses all of the football offices and the team's video department.

► The weight room nearly tripled in size to 26,600 square feet and includes a 70-yard turfed, indoor speed and agility training area. The athletic training room also grew substantially to nearly 10,000 square feet.

► A significantly larger and more more detailed video board replaced the old video board above the north end zone for 2018. The board is 62 feet x 38 feet (2,356 square feet).

## STADIUM QUICK FACTS

First Game:	Oct. 17, 1925 (beat Drake 7-0)
OU's Stadium Record:	421-88-15 (.818)
Capacity:	80,126
Surface:	Natural Grass
Record Crowd:	88,308 (11/11/17 vs. TCU)
Field Name:	Owen Field
First Game:	Oct. 20, 1923 (beat Washington [Mo.] 62-7)
OU's Owen Field Record:	424-92-16 (.812)

## OU'S STADIUM BESTS

### INDIVIDUAL

Rushing Yards:	427, Samaje Perine vs. Kansas, 2014
Passing Yards:	500, Landry Jones vs. Okla. State, 2012
Receiving Yards:	208, Ryan Broyles vs. Colorado, 2010
Tackles:	28, Kenneth Murray vs. Army, 2018
Interceptions:	3 (three players)
Sacks:	5, Cedric Jones vs. Texas Tech, 1994

### TEAM

Rushing Yards:	768 vs. Kansas State, 1988
Passing Yards:	512 vs. Oklahoma State, 2012
Total Yards:	829 vs. Kansas State, 1988
Points:	79 vs. North Texas, 2007
First Downs:	44 vs. Oklahoma State, 2012





# BRENT VENABLES

**NAMED OU'S 23RD HEAD COACH DEC. 5, 2021 • FORMER K-STATE/OKLAHOMA/CLEMSON ASSISTANT THREE NATIONAL CHAMPIONSHIPS (ONE WITH OKLAHOMA, TWO WITH CLEMSON) EIGHT NATIONAL CHAMPIONSHIP GAME APPEARANCES • COACHED IN 34 BOWL GAMES 13 CONFERENCE CHAMPIONSHIPS • THREE-TIME BROYLES AWARD FINALIST (2016 WINNER)**

**A** former 13-year University of Oklahoma assistant coach who won a national championship with the Sooners and two more with Clemson University during an ultra-successful 10-year stint as defensive coordinator, Brent Venables was named OU's 23rd head football coach on Dec. 5, 2021, and has coached the Sooners to a 20-14 record in his two-plus seasons.

Venables' 2023 Sooners went 10-3 overall and finished in second place in the Big 12 (7-2). They ranked third nationally in total offense (507.0 ypg) and fourth in scoring offense (41.7 ppg) and led the country in defensive interceptions per game (1.5).

The 53-year-old Venables served as co-defensive coordinator and linebackers coach at Oklahoma from 1999-2003 and as associate head coach, defensive coordinator and linebackers coach from 2004-11 under former head coach Bob Stoops. Venables has coached in eight national championship games between his time at OU and Clemson, winning titles with the Sooners in 2000 and Tigers in 2016 and 2018. In 26 years as a full-time assistant coach, Venables' teams produced 26 winning seasons, won 13 conference titles, went to 30 bowl games (includes four College Football Playoff National Championship games) and won at least 10 games 22 times.

After joining Clemson prior to the 2012 season, Venables constructed one of the nation's top defenses. From 2012-2021, the Tigers ranked first nationally in sacks (445; next most was 392) and opponent third-down conversion percentage (30.2), second in opponent pass efficiency rating (111.1) and takeaways (244; tied), third in scoring defense (17.8 ppg) and opponent completion percentage (53.3), fourth in total defense (311.4 ypg) and pass defense (190.5 ypg), fifth in interceptions (148) and sixth in rushing defense (120.9 ypg). They won league titles each year from 2015-20.

Since 2000, Venables has coached eight national award winners and 16 consensus All-Americans. In that time, 61 defensive players under his guidance have been selected in the NFL Draft (12 first-rounders), including 18 linebackers, two of whom were first-round picks.

As a defensive coordinator and linebackers coach, Venables produced winners of three Butkus Awards (OU's Rocky Calmus in 2001 and Teddy Lehman in 2003, and CU's Isaiah Simmons in 2019), two Nagurski Awards (OU's Roy Williams in 2001 and Derrick Strait in 2003), two Thorpe Awards (Williams in 2001 and Strait in 2003) and one Bednarik Award (Lehman in 2003). And in 2018, Clemson defensive tackle Christian Wilkins became the school's first winner of William V. Campbell Trophy, also known as the "Academic Heisman."

Venables has received national accolades for his coaching and recruiting, including the Frank Broyles Award in 2016 as the nation's top assistant coach after being a finalist in 2015. He was FootballScoop's Defensive Coordinator of the Year in 2014 and Rivals.com's Recruiter of the Year in 2015.

Venables' defensive units were remarkably consistent during his 10 years with the Tigers. Each of his last eight Clemson defenses ranked in the top 15 nationally in yards allowed and seven of the last eight ranked in the top 20 in points allowed. Over his last eight years there, his units ranked first (in 2014), 10th, eighth, fourth, fifth, sixth, 15th and ninth (in 2021) in total defense. Additionally, his units ranked first or second in the ACC in total defense each of his last eight years (ranked first in six of those seasons).

Under Venables' tutelage in 2021, Clemson ranked second nationally in scoring defense (15.0 ppg) and red zone defense (62.1 conversion percentage), fourth in sacks (3.4 per game), eighth in rushing defense (98.8 ypg) and ninth in total defense (308.4 ypg).

## THE VENABLES FILE

Hometown ..... Salina, Kan.  
 High School ..... Salina South, 1989  
 College ..... Kansas State, 1992  
 Family ..... Wife, Julie  
 ..... Sons, Jake and Tyler  
 ..... Daughters, Laney and Addie

## AS A FULL-TIME COACH

Years ..... 29th  
 Combined Record ..... 310-71  
 Head Coaching Record ..... 20-14  
 Conference Championships ..... 13  
 National Championships ..... 3  
 National Championship Game Appearances ..... 8

Venables' 2020 Clemson defense tied for the national lead with 46 sacks, despite no player producing more than 4.5 sacks individually. His 2019 unit allowed fewer than 300 yards of total offense in each of its first 12 games, the first defense nationally since at least 1996 to accomplish that feat. Clemson held 16 straight opponents to 20 or fewer points across the 2018-19 seasons, the school's longest streak since the 1937-40 campaigns.

Clemson's 2018 squad led the nation in scoring defense (13.1 ppg) for the first time in school history and set a program record by recording 54 sacks.

Venables' Clemson defenses ranked among the top 10 nationally in sacks each year from 2014-21 and ranked in the top 10 in tackles for loss from 2013-20. The units led the nation in TFLs every year from 2013-16.

From 1999-2011, Venables helped OU to the 2000 national championship, three other national championship game appearances (2003, '04 and '08) and seven Big 12 titles. He was a finalist for the Broyles Award in 2006 when the Sooners led the Big 12 in total defense and scoring defense.

Oklahoma linebackers under Venables earned three Big 12 Defensive Player of the Year awards, five Big 12 Defensive Newcomer of the Year accolades and six first-team All-America honors. Ten of his OU linebackers — and 31 defensive players overall — were taken in the 2000-12 NFL Drafts.

While Venables was an Oklahoma assistant, the Sooners ranked among the top 16 nationally in total defense eight times (including each year from 2000-06) and among the top 20 in scoring defense eight times. OU led the Big 12 in scoring defense on four occasions (2000, '04, '06 and '11) and topped the conference in total defense three times (2003, '04, and '06).

Prior to joining Stoops' first staff at OU, Venables coached linebackers at Kansas State (1996-98), serving as defensive running game coordinator in 1998, and was a graduate assistant at K-State under Bill Snyder from 1993-95.

As a player at Kansas State (1991-92), Venables earned honorable mention All-Big Eight honors in 1992 after registering 124 tackles. He began his collegiate playing career at Garden City (Kan.) Community College (1989-90), where he earned All-America honors after recording 276 tackles and was inducted into the school's athletics hall of fame in April 2023.

A native of Salina, Kan., Venables received his bachelor's degree in political science from Kansas State in 1992. He and his wife Julie have four children: sons Jake and Tyler and daughters Laney and Addie.

## COACHING HISTORY

- 2022-: Oklahoma**  
Head Coach
- 2018-21: Clemson**  
Associate Head Coach, Defensive Coordinator, Linebackers
- 2012-17: Clemson**  
Defensive Coordinator, Linebackers
- 2004-11: Oklahoma**  
Associate Head Coach, Defensive Coordinator, Linebackers
- 1999-03: Oklahoma**  
Co-Defensive Coordinator, Linebackers
- 1998: Kansas State**  
Linebackers/Defensive Run Game Coord.
- 1996-97: Kansas State**  
Linebackers
- 1993-95: Kansas State**  
Graduate Assistant

## BOWLS COACHED (34)

Year	Bowl	School
2023	Alamo	Oklahoma
2022	Cheez-It	Oklahoma
2020	Sugar (CFP)	Clemson
2019	CFP NCG	Clemson
2019	Fiesta (CFP)	Clemson
2018	CFP NCG	Clemson
2018	Cotton (CFP)	Clemson
2017	Sugar (CFP)	Clemson
2016	CFP NCG	Clemson
2016	Fiesta (CFP)	Clemson
2015	CFP NCG	Clemson
2015	Orange (CFP)	Clemson
2014	Russell Athletic	Clemson
2013	Orange	Clemson
2012	Chick-fil-A	Clemson
2011	Insight	Oklahoma
2010	Fiesta	Oklahoma
2009	Sun	Oklahoma
2008	BCS NCG	Oklahoma
2007	Fiesta	Oklahoma
2006	Fiesta	Oklahoma
2005	Holiday	Oklahoma
2004	Orange (BCS NCG)	Oklahoma
2003	Sugar (BCS NCG)	Oklahoma
2002	Rose	Oklahoma
2001	Cotton	Oklahoma
2000	Orange (BCS NCG)	Oklahoma
1999	Independence	Oklahoma
1998	Alamo	Kansas State
1997	Fiesta	Kansas State
1996	Cotton	Kansas State
1995	Holiday	Kansas State
1994	Aloha	Kansas State
1993	Copper	Kansas State

# OKLAHOMA COACHING STAFF



**Brent Venables**  
Head Coach



**Zac Alley**  
Co-Defensive Coordinator/  
Linebackers



**Todd Bates**  
Associate Head Coach/  
Co-Defensive Coord./Run  
Defense/Defensive Tackles



**Bill Bedenbaugh**  
Offensive Line



**Miguel Chavis**  
Defensive Ends



**Joe Jon Finley**  
Co-Offensive Coordinator/  
Tight Ends



**Brandon Hall**  
Safeties



**Kevin Johns**  
Co-Offensive Coordinator/  
Quarterbacks




**Emmett Jones**  
Passing Game Coordinator/  
Wide Receivers



**DeMarco Murray**  
Running Backs



**Jay Valai**  
Assistant Head Coach for  
Defense/Co-Defensive  
Coordinator/Pass Defense/  
Cornerbacks and Nickelbacks



**Jerry Schmidt**  
Director of Sports  
Enhancement and Strength  
and Conditioning

# DEPTH CHART

## OFFENSE

<b>QB</b>	11	Jackson Arnold (6-1, 210, So.)
	9	Michael Hawkins Jr. (6-1, 196, Fr.)
	16	Casey Thompson (6-0, 200, R-Sr. ^)
<b>RB</b>	2	Jovantae Barnes (6-0, 207, Jr.) <b>OR</b>
	27	Gavin Sawchuk (5-11, 197, R-So.)
	8	Taylor Tatum (5-10, 206, Fr.) <b>OR</b>
	20	Sam Franklin (5-10, 199, R-Jr.)
	0	Kalib Hicks (5-11, 209, R-Fr.)
<b>TE</b>	10	Bauer Sharp (6-4, 243, R-Jr.) <b>OR</b>
	87	Jake Roberts (6-4, 253, Sr. ^)
	86	Kade McIntyre (6-3, 227, R-Fr.) <b>OR</b>
	18	Kaden Helms (6-5, 238, R-So.)
<b>WR</b>	15	Brenen Thompson (5-9, 168, Jr.)
	19	Jacobe Johnson (6-2, 202, So.)
<b>LT</b>	70	Michael Tarquin (6-6, 313, R-Sr. ^)
	71	Logan Howland (6-6, 309, R-Fr.)
<b>LG</b>	77	Heath Ozaeta (6-5, 316, R-Fr.)
	55	Eddy Pierre-Louis (6-3, 304, Fr.)
<b>C</b>	51	Branson Hickman (6-2, 291, R-Sr.) <b>OR</b>
	52	Troy Everett (6-3, 310, R-Jr.) <b>OR</b>
	64	Joshua Bates (6-3, 309, R-Fr.)
<b>RG</b>	54	Febechi Nwaiwu (6-4, 339, R-Jr.)
	55	Eddy Pierre-Louis (6-3, 304, Fr.)
	56	Eugene Brooks (6-3, 336, Fr.)
<b>RT</b>	79	Jake Taylor (6-6, 301, R-So.) <b>OR</b>
	58	Spencer Brown (6-6, 330, R-Sr. ^)
	73	Isaiah Autry-Dent (6-6, 304, Fr.)
<b>SLOT</b>	6	Deion Burks (5-9, 194, R-Jr.)
	88	Jacob Jordan (5-9, 186, Fr.)
	17	Jaquaize Pettaway (5-10, 194, So.)
<b>WR</b>	13	J.J. Hester (6-4, 203, R-Sr.)
	7	Zion Kearney (6-1, 206, Fr.)
	81	Zion Ragins (5-8, 150, Fr.)

## DEFENSE

<b>DE</b>	40	Ethan Downs (6-4, 263, Sr.)
	90	Caiden Woullard (6-4, 264, Sr.) <b>OR</b>
	34	Adepoju Adebawore (6-4, 253, So.)
<b>DT</b>	65	Jayden Jackson (6-2, 312, Fr.) <b>OR</b>
	56	Gracen Halton (6-2, 285, Jr.)
	0	David Stone (6-3, 295, Fr.) <b>OR</b>
	96	Davon Sears (6-2, 297, R-Sr. ^)
<b>NT</b>	52	Damonic Williams (6-1, 312, Jr.) <b>OR</b>
	95	Da'Jon Terry (6-3, 330, R-Sr. ^)
	55	Ashton Sanders (6-1, 297, R-Fr.)
<b>DE</b>	32	R Mason Thomas (6-2, 243, Jr.)
	30	Trace Ford (6-2, 252, R-Sr. ^)
	44	Taylor Wein (6-4, 265, R-Fr.) <b>OR</b>
	16	Danny Okoye (6-3, 245, Fr.)
<b>MIKE</b>	28	Danny Stutsman (6-4, 243, Sr.)
	11	Kobie McKinzie (6-2, 242, R-So.) <b>OR</b>
	7	Jaren Kanak (6-2, 232, Jr.)
<b>WILL</b>	10	Kip Lewis (6-1, 215, R-So.) <b>OR</b>
	20	Lewis Carter (6-0, 224, So.)
<b>CHEETAH</b>	24	Sammy Omosigho (6-2, 229, So.)
	1	Dasan McCullough (6-5, 235, Jr.)
	13	Reggie Powers III (5-11, 211, Fr.)
<b>CB</b>	26	Kani Walker (6-2, 206, R-Jr.)
	5	Woodi Washington (5-11, 191, R-Sr. ^)
<b>SS</b>	2	Billy Bowman Jr. (5-10, 194, Sr.)
	14	Jaydan Hardy (5-10, 185, Fr.) <b>OR</b>
	13	Reggie Powers III (5-11, 211, Fr.)
<b>FS</b>	3	Robert Spears-Jennings (6-1, 219, Jr.) <b>OR</b>
	22	Peyton Bowen (6-0, 199, So.)
	25	Michael Boganowski (6-2, 214, Fr.)
<b>CB</b>	4	Dez Malone (6-0, 203, Sr. ^) <b>OR</b>
	23	Eli Bowen (5-9, 187, Fr.)
	19	Jacobe Johnson (6-2, 202, So.)

## SPECIALISTS

<b>K</b>	98	Tyler Keltner (5-11, 180, R-Sr. ^) <b>OR</b>	<b>KR</b>	2	Billy Bowman Jr. (5-10, 194, Sr.) <b>OR</b>	<b>H</b>	36	Josh Plaster (6-0, 185, R-Sr. ^)
	34	Zach Schmit (5-10, 194, R-Sr.)		6	Deion Burks (5-9, 194, R-Jr.) <b>OR</b>		48	Luke Elzinga (6-4, 223, R-Sr. ^)
	35	Liam Evans (5-7, 180, Fr.)		20	Sam Franklin (5-10, 199, R-Jr.)		9	Michael Hawkins Jr. (6-1, 196, Fr.)
	36	Josh Plaster (6-0, 185, R-Sr. ^)		<b>PR</b>	22	Peyton Bowen (6-0, 199, So.)	<b>LS</b>	50
<b>P</b>	48	Luke Elzinga (6-4, 223, R-Sr. ^)	2		Billy Bowman Jr. (5-10, 194, Sr.)	58		Ethan Lane (5-11, 230, R-Sr.)
	31	Ashton Logan (6-2, 217, R-So.)	4		Dez Malone (6-0, 203, Sr. ^)			
	36	Josh Plaster (6-0, 185, R-Sr. ^)						
<b>KO</b>	34	Zach Schmit (5-10, 194, R-Sr.)						
	98	Tyler Keltner (5-11, 180, R-Sr. ^)						
	35	Liam Evans (5-7, 180, Fr.)						

^ Indicates "super senior" (was also a senior in 2023)

# PLAYERS TO WATCH

## OFFENSE

<p><b>QB • JACKSON ARNOLD (6-1, 210, So., Denton, Texas) 11</b></p> <ul style="list-style-type: none"> <li>▶ Started Alamo Bowl last season and first four games of 2024.</li> <li>▶ Has completed 60% of his passes this season (10 TDs and 3 INT).</li> <li>▶ Ranks 3rd on team with 148 rushing yards and has team-high-tying 2 rush TDs.</li> <li>▶ 2022-23 Gatorade National Player of the Year at Denton Guyer High School.</li> </ul>
<p><b>QB • MICHAEL HAWKINS JR. (6-1, 196, Fr., Dallas, Texas) 9</b></p> <ul style="list-style-type: none"> <li>▶ Entered Tennessee game late in first half and started next 3 games.</li> <li>▶ At Auburn, became first OU true frosh QB to win on the road in first career start.</li> <li>▶ Has completed 45 of 72 passes (63%) for 476 yards, 1 TD and 2 INTs on season.</li> <li>▶ 4-star recruit who was rated as country's No. 3 dual-threat QB by Rivals.</li> </ul>
<p><b>RB • JOVANTAE BARNES (6-0, 207, Jr., Las Vegas, Nev.) 2</b></p> <ul style="list-style-type: none"> <li>▶ Leads team with 104 carries and 374 rush yards (2 TDs) and has 16 catches (1 TD).</li> <li>▶ Coming off season highs of 70, 67 rushing yards vs. South Carolina and Ole Miss.</li> <li>▶ Played in 11 games as a freshman in 2022 and rushed for 519 yards (4.5 per carry) and 5 TDs (started vs. Florida State in Cheez-It Bowl and ran 27 times for 108 yards).</li> </ul>
<p><b>TE • BAUER SHARP (6-4, 243, R-Jr., Dothan, Ala.) 10</b></p> <ul style="list-style-type: none"> <li>▶ Has started all 8 games this year (team highs of 32 catches and 242 yards; 2 TDs).</li> <li>▶ Transfer from Southeastern Louisiana (40 catches for 366 yards and 4 TDs there).</li> <li>▶ Also rushed 35 times for 216 yards and 5 TDs in his 2 years at SE Louisiana.</li> <li>▶ Began collegiate career as a quarterback and switched to TE in spring 2022.</li> </ul>
<p><b>TE • JAKE ROBERTS (6-4, 253, Sr. ^, Norman, Okla.) 87</b></p> <ul style="list-style-type: none"> <li>▶ Has started 3 games and has 9 catches for 92 yards and 1 touchdown.</li> <li>▶ Played 2023 season at Baylor (3 starts in 12 games; 23 catches/231 yards/1 TD).</li> <li>▶ Spent first 3 years at North Texas under head coach Seth Littrell, who is OU's first-year offensive coordinator (22 starts in 37 games; 43 catches/541 yards/3 TDs).</li> </ul>
<p><b>WR • DEION BURKS (5-9, 194, R-Jr., Inkster, Mich.) 6</b></p> <ul style="list-style-type: none"> <li>▶ Has 26 catches, a school record for the first 4 games of an OU career.</li> <li>▶ Has missed last 4 games due to injury.</li> <li>▶ All 3 of his TD catches this year came in first half of season opener vs. Temple.</li> <li>▶ Started all 12 games last year at Purdue; had 629 yards on 47 catches (7 TDs).</li> </ul>
<p><b>WR • BRENNEN THOMPSON (5-9, 168, Jr., Spearman, Texas) 15</b></p> <ul style="list-style-type: none"> <li>▶ Has started all 8 games this season (first starts of career).</li> <li>▶ Has 15 catches for 184 yards and 2 TDs (vs. Houston and South Carolina).</li> <li>▶ Played in 6 games at OU last year (7 catches for 241 yards and 2 TD; 34.4 ypc).</li> <li>▶ Transferred from Texas where he played in 9 games in 2022 as a frosh (1 catch).</li> </ul>
<p><b>OL • MICHAEL TARQUIN (6-6, 313, R-Sr. ^, Ocala, Fla.) 70</b></p> <ul style="list-style-type: none"> <li>▶ Has started 7 of 8 games (4 at right tackle and 3 at left tackle).</li> <li>▶ Played at USC during 2023 season (8 starts at right tackle in his 11 games).</li> <li>▶ Spent 2019-22 seasons at Florida (10 starts in his 34 contests).</li> <li>▶ Rated by ESPN as nation's No. 173 overall prospect as a high school senior.</li> </ul>
<p><b>OL • JACOB SEXTON (6-6, 323, Jr., Edmond, Okla.) 76</b></p> <ul style="list-style-type: none"> <li>▶ Has started in all 8 games (4 starts each at left tackle and left guard).</li> <li>▶ Played in 7 of team's 13 games in 2023 and started last 4 games at right tackle.</li> <li>▶ Played in 10 of team's 13 games in 2022 as a true freshman (started at LT in bowl).</li> <li>▶ Consensus 4-star recruit out of high school; ranked No. 221 overall by Rivals.</li> </ul>
<p><b>C • TROY EVERETT (6-3, 310, R-Jr., Roanoke, Va.) 52</b></p> <ul style="list-style-type: none"> <li>▶ Missed first 5 games due to injury but has played in last 3 (started last 2 at center).</li> <li>▶ Played in 9 games last year (4 starts at left guard) in his first year with OU.</li> <li>▶ Transferred from Appalachian State where he started 6 games at center in 2022.</li> <li>▶ A 2022 second-team freshman All-American by The Athletic.</li> </ul>
<p><b>OL • FEBECHI NWAIWU (6-4, 339, R-Jr., Coppell, Texas) 54</b></p> <ul style="list-style-type: none"> <li>▶ Has started all 8 games at right guard.</li> <li>▶ Transfer from North Texas where he played in 24 games and made 19 starts.</li> <li>▶ Started 7 of his 10 games in 2023 (2 at right tackle and 5 at right guard).</li> <li>▶ A 2nd-team freshman All-American and C-USA All-Frosh Team member in 2022.</li> </ul>
<p><b>OL • JAKE TAYLOR (6-6, 301, R-So., Las Vegas, Nev.) 76</b></p> <ul style="list-style-type: none"> <li>▶ Lone 4 career starts have come this season; has missed 4 games this year (injury).</li> <li>▶ Played in 4 games last season in a backup role and redshirted.</li> <li>▶ Saw action in 8 games in 2022 as a true freshman at right guard.</li> <li>▶ A consensus 4-star recruit out of high school; top player in Nevada by On3.</li> </ul>
<p><b>K • ZACH SCHMIT (5-10, 194, R-Sr., Oklahoma City, Okla.) 34</b></p> <ul style="list-style-type: none"> <li>▶ Has served as team's primary placekicker in 3 of last 4 games (each of last 2).</li> <li>▶ Has made all 3 of his FG attempts and all 3 PAT tries this season.</li> <li>▶ Was OU's placekicker last 2 years (30-42 in career on FGs and 125-125 on PATs).</li> <li>▶ A 2024 semifinalist for William V. Campbell Trophy (the "Academic Heisman").</li> </ul>

## DEFENSE

<p><b>DE • ETHAN DOWNS (6-4, 263, Sr., Weatherford, Okla.) 40</b></p> <ul style="list-style-type: none"> <li>▶ Fourth-year Sooner who has started all 33 of his games since beginning of 2022.</li> <li>▶ Two-time second-team All-Big 12 selection (2022 and '23).</li> <li>▶ OU's active leader in sacks (11.5); second with 27.0 tackles for loss.</li> <li>▶ Led Sooners and ranked 4th in Big 12 in 2022 with 13.5 TFLs.</li> </ul>
<p><b>DT • GRACEN HALTON (6-2, 285, Jr., San Diego, Calif.) 56</b></p> <ul style="list-style-type: none"> <li>▶ Lone career starts have come this season vs. Tulane and South Carolina.</li> <li>▶ Named SEC D-Lineman of the Week vs. Houston (2.0 TFLs, 1.0 sack and safety).</li> <li>▶ Entered 2024 with 4.5 career TFLs and 0 sacks but has 5.0 and 4.0 this season.</li> <li>▶ Consensus 4 star-recruit; totaled 21 tackles in 21 games last 2 seasons for OU.</li> </ul>
<p><b>NT • DAMONIC WILLIAMS (6-1, 312, Jr., Torrance, Calif.) 52</b></p> <ul style="list-style-type: none"> <li>▶ Has started all 8 games and has logged 21 tackles, 2.5 TFLs, 1.0 sack, QB hurry.</li> <li>▶ Transferred from TCU in summer after 2 seasons and 27 starts there.</li> <li>▶ Totaled 9.5 tackles for loss and 4.5 sacks for Horned Frogs.</li> <li>▶ 2022 true freshman All-American (247Sports) when TCU played for national title.</li> </ul>
<p><b>DE • R MASON THOMAS (6-2, 243, Jr., Fort Lauderdale, Fla.) 32</b></p> <ul style="list-style-type: none"> <li>▶ Tied for 16th nationally with 6.0 sacks and leads team with 7.5 TFLs, 7 QB hurries.</li> <li>▶ Had 3.0 sacks, forced fumble and recovery, a PBU and QB hurry vs. Tulane to earn Bronko Nagurski National Defensive Player of the Week honors.</li> <li>▶ First Sooner w/ at least 5.5 sacks over 3-game span since 2015 (Charles Tapper).</li> </ul>
<p><b>MLB • DANNY STUTSMAN (6-4, 243, Sr., Windermere, Fla.) 28</b></p> <ul style="list-style-type: none"> <li>▶ Preseason first-team All-American (ESPN, The Athletic, Walter Camp).</li> <li>▶ 2023 All-American (Walter Camp [second team]; AP [third team]).</li> <li>▶ Leads team and ranks 3rd in SEC with 71 tackles (8.9 per game).</li> <li>▶ OU's active leader with 34.5 TFLs; also has 7.0 sacks and 3 interceptions (1 TD).</li> </ul>
<p><b>WLB • KIP LEWIS (6-1, 215, R-So., Carthage, Texas) 10</b></p> <ul style="list-style-type: none"> <li>▶ Started last 5 games of 2023 and 7 of 8 in 2024 (has 42 tackles this season).</li> <li>▶ Fourth-quarter pick-6 at Auburn with 4:06 left put OU ahead for good (also had 5 tackles [1 for loss] and was named SEC Defensive Player of the Week).</li> <li>▶ 2023 honorable mention All-Big 12 pick; ranked 2nd on team with 66 tackles.</li> </ul>
<p><b>CHEETAH • SAMMY OMOSIGHO (6-2, 229, So., Heartland, Texas) 24</b></p> <ul style="list-style-type: none"> <li>▶ Ranks 6th on team with 22 tackles (has 4.5 TFLs and 2 QB hurries).</li> <li>▶ Made first career starts in games at Auburn and vs. Texas.</li> <li>▶ Played in 10 games last season and logged 7 tackles.</li> <li>▶ Consensus 4-star recruit and top-200 national prospect.</li> </ul>
<p><b>CB • KANI WALKER (6-2, 206, R-Jr., Suwanee, Ga.) 26</b></p> <ul style="list-style-type: none"> <li>▶ Has started all 8 games; 22 tackles, 1 TFL, 1 INT (10 yards) and team-high 5 PBUs.</li> <li>▶ Started 3 of his 10 games last year; 24 tackles, 1 INT, 1 forced fumble/recovery.</li> <li>▶ Saw limited time in his 6 games in 2022.</li> <li>▶ Played in 4 games at Louisville as a true frosh in 2021 but did not register a stat.</li> </ul>
<p><b>CB • ELI BOWEN (5-9, 187, Fr., Corinth, Texas) 23</b></p> <ul style="list-style-type: none"> <li>▶ Did not play until third game of season and has started last 3 contests.</li> <li>▶ Has 17 tackles, (1 for loss) and a pass breakup on the year.</li> <li>▶ Led team with 8 tackles vs. Texas in first career start and had 3 vs. South Carolina.</li> <li>▶ Brother of fellow OU defensive back and former five-star recruit Peyton Bowen.</li> </ul>
<p><b>DB • WOODI WASHINGTON (5-11, 191, R-Sr. ^, Murfreesboro, Tenn.) 5</b></p> <ul style="list-style-type: none"> <li>▶ The only sixth-year Sooner on the roster.</li> <li>▶ Has started 2 of his 7 games; has 18 tackles (6 each vs. Houston and Auburn).</li> <li>▶ Has started 39 career games including 31 of his last 36.</li> <li>▶ OU's active leader with 19 pass breakups and is second with 5 interceptions.</li> </ul>
<p><b>SS • BILLY BOWMAN JR. (5-10, 194, Sr., Denton, Texas) 2</b></p> <ul style="list-style-type: none"> <li>▶ Ranks 5th nationally among active players with 11 career INTs (2 this season).</li> <li>▶ AP preseason second-team All-American and preseason first-team All-SEC pick.</li> <li>▶ Earned first-team All-American honors from CBS Sports/247 Sports in 2023.</li> <li>▶ Led nation and set OU records with 3 pick-sixes and 238 INT return yards in 2023.</li> </ul>
<p><b>FS • ROBERT SPEARS-JENNINGS (6-1, 219, Jr., Broken Arrow, Okla.) 3</b></p> <ul style="list-style-type: none"> <li>▶ Has started last 6 games and has 41 tackles in those 6 (13 vs. Tennessee).</li> <li>▶ Ranks second on team with 50 tackles; has 4.0 TFLs, 2.5 sacks, INT, 3 FF, FR.</li> <li>▶ Played in 12 games last year (2 starts) and had 38 tackles (1.0 TFL) and a PBU.</li> <li>▶ Consensus 4-star recruit and top-10 player in Oklahoma as a high school senior.</li> </ul>
<p><b>P • LUKE ELZINGA (6-4, 223, R-Sr. ^, Grand Rapids, Mich.) 48</b></p> <ul style="list-style-type: none"> <li>▶ Averaging 46.1 yards (8th nationally) per punt (long of 63; 16 50+; 17 inside 20).</li> <li>▶ Took over full-time punting responsibilities midway through last season.</li> <li>▶ Transfer from Central Michigan where he was primary punter for 3 seasons.</li> <li>▶ A 3-time All-Mid-American Conference pick and 3-time all-academic performer.</li> </ul>

No.	Player	Pos.	Ht.	Wt.	Yr.	Hometown (Previous School)
0	Kalib Hicks	RB	5-11	213	R-Fr.	Denton, Texas (Ryan HS)
0	David Stone	DL	6-3	295	Fr.	Del City, Okla. (IMG Academy [Fla.])
1	Jayden Gibson**	WR	6-5	197	Jr.	Winter Garden, Fla. (West Orange HS)
1	Dasan McCullough*	LB	6-5	235	Jr.	Bloomington, Ind. (Indiana University)
2	Jovantae Barnes**	RB	6-0	207	Jr.	Las Vegas, Nev. (Desert Pines HS)
2	Billy Bowman Jr.***	DB	5-10	194	Sr.	Denton, Texas (Ryan HS)
3	Jalil Farooq***	WR	6-1	208	Sr.	Lanham, Md. (Dr. Henry A. Wise Jr. HS)
3	Robert Spears-Jennings**	DB	6-1	219	Jr.	Broken Arrow, Okla. (Broken Arrow HS)
4	Nic Anderson*	WR	6-4	216	R-So.	Katy, Texas (Katy HS)
4	Dez Malone	DB	6-0	203	Sr. ^	Fresno, Calif. (San Diego State University)
5	Andrel Anthony*	WR	6-1	186	Sr.	Lansing, Mich. (University of Michigan)
5	Woodi Washington****	DB	5-11	191	R-Sr. ^	Murfreesboro, Tenn. (Oakland HS)
6	Deion Burks	WR	5-9	194	R-Jr.	Inkster, Mich. (Purdue University)
6	Nigel Smith II	DL	6-4	269	Fr.	Melissa, Texas (Melissa HS)
7	Jaren Kanak**	LB	6-2	232	Jr.	Hays, Kan. (Hays HS)
7	Zion Kearney	WR	6-1	206	Fr.	Fresno, Texas (Hightower HS)
8	Taylor Tatum	RB	5-10	206	Fr.	Longview, Texas (Longview HS)
8	Makari Vickers*	DB	6-1	187	So.	Quincy, Fla. (Munroe HS)
9	Michael Hawkins Jr.	QB	6-1	196	Fr.	Dallas, Texas (Emerson HS)
9	Gentry Williams**	DB	6-0	187	Jr.	Tulsa, Okla. (Booker T. Washington HS)
10	Kip Lewis**	LB	6-1	215	R-So.	Carthage, Texas (Carthage HS)
10	Bauer Sharp	TE	6-4	243	R-Jr.	Dothan, Ala. (Southeastern Louisiana Univ.)
11	Jackson Arnold*	QB	6-1	210	So.	Denton, Texas (Guyer HS)
11	Kobie McKinzie*	LB	6-2	242	R-So.	Lubbock, Texas (Lubbock-Cooper HS)
12	Devon Jordan	DB	5-11	187	Fr.	Tulsa, Okla. (Union HS)
12	Brendan Zurbrugg	QB	6-2	207	Fr.	Alliance, Ohio (Alliance HS)
13	J.J. Hester*	WR	6-4	203	R-Sr.	Tulsa, Okla. (University of Missouri)
13	Reggie Powers III	DB	5-11	211	Fr.	Centerville, Ohio (Centerville HS)
14	Jaydan Hardy	DB	5-10	185	Fr.	Lewisville, Texas (Lewisville HS)
14	Steele Wasel	QB	6-3	228	R-Fr.	Choctaw, Okla. (University of Akron)
15	Kendel Dolby*	DB	5-11	190	Sr.	Springfield, Ohio (Northeastern Oklahoma A&M)
15	Brenen Thompson*	WR	5-9	168	Jr.	Spearman, Texas (University of Texas)
16	Danny Okoye	DL	6-3	245	Fr.	Tulsa, Okla. (NOAH Homeschool)
16	Casey Thompson	QB	6-0	200	R-Sr. ^	Oklahoma City, Okla. (Florida Atlantic Univ.)
17	Taylor Heim	LB	6-6	216	R-Fr.	Yukon, Okla. (Bethany HS)
17	Jaquaize Pettaway*	WR	5-10	194	So.	Houston, Texas (Langham Creek HS)
18	Kaden Haden*	TE	6-5	238	R-So.	Bellevue, Neb. (Bellevue West HS)
18	Erik McCarty	DB	6-1	186	R-Fr.	McAlester, Okla. (McAlester HS)
19	Jacobe Johnson*	WR/DB	6-2	202	So.	Mustang, Okla. (Mustang HS)
20	Lewis Carter*	LB	6-0	224	So.	Tampa, Fla. (Tampa Catholic HS)
20	Sam Franklin	RB	5-10	199	R-Jr.	Little Rock, Ark. (Univ. of Tennessee-Martin)
21	Jeremiah Newcombe	DB	5-9	181	Fr.	Gilbert, Ariz. (Casteel HS)
21	Xavier Robinson	RB	6-0	226	Fr.	Yukon, Okla. (Carl Albert HS)
22	Peyton Bowen*	DB	6-0	199	So.	Corinth, Texas (Guyer HS)
22	Chapman McKown	RB	5-5	171	R-Fr.	Norman, Okla. (Norman North HS)
23	Eli Bowen	DB	5-9	187	Fr.	Corinth, Texas (Guyer HS)
23	Emeka Megwa	RB	6-0	213	R-Jr.	Fort Worth, Texas (University of Washington)
24	Sammy Omosigho*	LB	6-2	229	So.	Heartland, Texas (Crandall HS)
25	Andy Bass	RB	5-11	206	Fr.	Oklahoma City, Okla. (Heritage Hall HS)
25	Michael Boganowski	DB	6-2	214	Fr.	Junction City, Kan. (Junction City HS)
26	Kani Walker**	DB	6-2	206	R-Jr.	Suwanee, Ga. (University of Louisville)
27	Jayden Rowe	DB	6-2	221	R-So.	Tulsa, Okla. (Union HS)
27	Gavin Sawchuk*	RB	5-11	197	R-So.	Littleton, Colo. (Valor Christian HS)
28	KJ Daniels	WR	5-9	161	Fr.	Franklinton, La. (Bowling Green School)
28	Danny Stutsman***	LB	6-4	243	Sr.	Windermere, Fla. (Foundation Academy)
29	Casen Calmus	DB	5-10	201	R-Fr.	Brentwood, Tenn. (Brentwood Academy)
29	Gabe Sawchuk	RB	5-10	192	Fr.	Littleton, Colo. (Valor Christian HS)
30	Trace Ford*	DL	6-2	252	R-Sr. ^	Edmond, Okla. (Oklahoma State University)
31	Cale Fugate	DB	5-10	184	R-Fr.	Tulsa, Okla. (Bixby HS)
31	Ashton Logan	P	6-2	217	R-So.	Anaheim Hills, Calif. (University of Colorado)
32	R Mason Thomas**	DL	6-2	243	Jr.	Fort Lauderdale, Fla. (Cardinal Gibbons HS)
33	Phil Picciotti	LB	6-3	245	R-Fr.	Perkasie, Pa. (IMG Academy [Fla.])
34	Adepoju Adebawore*	DL	6-4	253	So.	Kansas City, Mo. (North Kansas City HS)
34	Zach Schmit**	K/P	5-10	194	R-Sr.	Oklahoma City, Okla. (Bishop McGuinness HS)
35	Liam Evans	K	5-7	180	Fr.	Moore, Okla. (Moore HS)
35	Jakeb Snyder	DB	5-8	178	R-Fr.	Bixby, Okla. (Bixby HS)
36	Preston Mickens	DB	5-10	199	Fr.	Southlake, Texas (Carroll Senior HS)
36	Josh Plaster*	K/P	6-0	185	R-Sr. ^	Flower Mound, Texas (Arizona State Univ.)
37	Devon Owen	DB	6-0	206	Fr.	Argyle, Texas (Argyle HS)
38	Owen Heinecke*	LB	6-2	225	R-So.	Tulsa, Okla. (Ohio State University)
39	Peter Schuh	DB	5-8	182	R-So.	Montvale, N.J. (St. Joseph Regional HS)
40	Ethan Downs***	DL	6-4	263	Sr.	Weatherford, Okla. (Weatherford HS)
41	Emmett Jones III	DB	6-0	180	R-Fr.	Lancaster, Texas (Lubbock-Cooper HS)
42	Wyatt Gilmore	DL	6-4	250	Fr.	Rogers, Minn. (Rogers HS)
44	Taylor Wein	DL	6-4	265	R-Fr.	Brentwood, Tenn. (Nolensville HS)
45	Hampton Fay	TE	6-5	241	R-Jr.	Fort Worth, Texas (Michigan State Univ.)
45	Mykel Patterson-McDonald	DB	5-10	176	Fr.	Moore, Okla. (Westmoore HS)

No.	Player	Pos.	Ht.	Wt.	Yr.	Hometown (Previous School)
46	Dax Noles	DB	6-0	194	Fr.	Norman, Okla. (Norman HS)
47	James Nesta	LB	6-3	220	Fr.	Huntersville, N.C. (William Amos Hough HS)
48	Luke Elzinga*	P	6-4	223	R-Sr. ^	Grand Rapids, Mich. (Central Michigan Univ.)
48	Jocelyn Malaska	DB	6-1	188	R-So.	Bethany, Okla. (University of Utah)
50	Ben Anderson*	LS	6-5	235	R-So.	Charlotte, N.C. (Charlotte Latin School)
51	Branson Hickman	OL	6-2	291	R-Sr.	McKinney, Texas (SMU)
52	Troy Everett*	OL	6-3	310	R-Jr.	Roanoke, Va. (Appalachian State University)
52	Damonic Williams	DL	6-1	312	Jr.	Torrance, Calif. (TCU)
54	Febechi Nwaiwu	OL	6-4	339	R-Jr.	Coppell, Texas (University of North Texas)
54	David Rowaiye	DL	6-4	310	R-So.	Oklahoma City, Okla. (Univ. of New Mexico)
55	Eddy Pierre-Louis	OL	6-3	304	Fr.	Tampa, Fla. (Tampa Catholic HS)
55	Ashton Sanders	DL	6-1	297	R-Fr.	Pasadena, Calif. (Cathedral HS)
56	Eugene Brooks	OL	6-3	336	Fr.	Las Vegas, Nev. (Sierra Canyon [Calif.] HS)
56	Gracen Halton**	DL	6-2	285	Jr.	San Diego, Calif. (St. Augustine HS)
57	Gunnar Allen	OL	6-0	294	R-So.	Aledo, Texas (Aledo HS)
58	Spencer Brown	OL	6-6	330	R-Sr. ^	Detroit, Mich. (Michigan State University)
58	Ethan Lane	LS	5-11	230	R-Sr.	Dallas, Texas (Jesuit College Prep. School of Dallas)
61	Kenneth Wermey	OL	6-5	304	R-Fr.	Cache, Okla. (Cache HS)
64	Joshua Bates	OL	6-3	309	R-Fr.	Durango, Colo. (Durango HS)
65	Jayden Jackson	DL	6-2	312	Fr.	Indianapolis, Ind. (IMG Academy [Fla.])
65	Ty Kubicek	OL	6-2	290	R-Fr.	Sacramento, Calif. (Capital Christian HS)
66	Geirean Hatchett	OL	6-5	318	R-Sr.	Ferndale, Wash. (University of Washington)
70	Michael Tarquin	OL	6-6	313	R-Sr. ^	Ocala, Fla. (USC)
71	Logan Howland	OL	6-6	309	R-Fr.	Westfield, N.J. (The Hun School of Princeton)
72	Josh Aisosa	OL	6-3	320	Fr.	Edmond, Okla. (Santa Fe HS)
73	Isaiah Autry-Dent	OL	6-6	304	Fr.	Fulton, Miss. (Itawamba Agricultural HS)
74	Evan McClure	OL	6-4	273	Fr.	Bixby, Okla. (Bixby HS)
75	Daniel Akinkunmi	OL	6-6	323	Fr.	East London, England (NFL Academy)
76	Jacob Sexton**	OL	6-6	322	Jr.	Edmond, Okla. (Deer Creek HS)
77	Heath Ozaeta	OL	6-5	316	R-Fr.	Snoqualmie, Wash. (Mount Si HS)
79	Jake Taylor*	OL	6-6	301	R-So.	Las Vegas, Nev. (Bishop Gorman HS)
80	Bergin Kysar	DL	6-3	250	Fr.	Edmond, Okla. (Santa Fe HS)
81	Zion Ragins	WR	5-8	150	Fr.	Macon, Ga. (Jones County HS)
82	Ivan Carreon	WR	6-6	223	Fr.	Odessa, Texas (Odessa HS)
83	Major Melson*	WR	5-10	188	R-Sr.	Mansfield, Texas (Legacy HS)
84	Davin Mitchell	TE	6-3	259	Fr.	York, Ala. (Los Alamitos [Calif.] HS)
85	Trey Brown	WR	5-9	180	R-Fr.	Nashville, Tenn. (Christ Presbyterian Academy)
86	Kade McIntyre	TE	6-3	227	R-Fr.	Fremont, Neb. (Archbishop Bergan HS)
87	Jake Roberts	TE	6-4	253	Sr. ^	Norman, Okla. (Baylor University)
88	Jacob Jordan	WR	5-9	186	Fr.	Southlake, Texas (Carroll Senior HS)
89	Eli Merck	DL	6-0	203	R-Fr.	Norris, S.C. (D.W. Daniel HS)
90	Caiden Woullard	DL	6-4	264	Sr.	Massillon, Ohio (Miami [OH] University)
91	Drew Heinig	DL	6-5	294	R-Fr.	Jenks, Okla. (Glenpool HS)
93	Ace Hodges	DL	6-1	298	Fr.	Oklahoma City, Okla. (Casady School)
94	Mari Atchison	DL	6-2	269	Fr.	Tulsa, Okla. (NOAH Homeschool)
95	Da'Jon Terry*	DL	6-3	330	R-Sr. ^	Meridian, Miss. (University of Tennessee)
96	Davon Sears	DL	6-2	297	R-Sr. ^	Detroit, Mich. (Texas State University)
97	Kyle Carlson	LB	6-3	185	R-Fr.	Dallas, Texas (Highland Park HS)
98	Tyler Keltner	K	5-11	180	R-Sr. ^	Tallahassee, Fla. (Florida State University)
99	Markus Strong	DL	6-3	299	R-Fr.	Raiford, Fla. (Union County HS)

PRONUNCIATION GUIDE

Adepoju Adebawore	add-uh-PUH-joo add-ee-BAH-woh-reh	Heath Ozaeta	o-ZY-tuh
Josh Aisosa	eye-SO-suh	Mykel Patterson-McDonald	my-KELL
Daniel Akinkunmi	a-KIN-koon-mee	Jaquaize Pettaway	JAH-kwez
Andrel Anthony	AN-drell	Phil Picciotti	pih-CHOT-ee
Jovantae Barnes	jo-VON-tay	Eddy Pierre-Louis	pee-AIR loo-WEE
Ivan Carreon	EYE-vin carr-ee-OWN	Zion Ragins	RAY-ghins
Jalil Farooq	juh-LIL fuh-RUKE	Xavier Robinson	ex-ZAY-vee-er
Cale Fugate	FYOO-gate	David Rowaiye	ro-EYE-yay
Geirean Hatchett	GAIR-in	Peter Schuh	SHOO
Taylor Heim	HIME	Davon Sears	duh-VON
Devon Jordan	DAY-von	Michael Tarquin	TAR-kwin
Jaren Kanak	JAIR-in CAN-ick	Da'Jon Terry	DAY-szhahn
Ty Kubicek	KOO-buh-check	Brenen Thompson	BREN-in
Jocelyn Malaska	JOE-suh-lin ma-LASS-kuh	Makari Vickers	muh-KARR-ee
Dasan McCullough	dah-SAHN	Kani Walker	kuh-NYE
Davon Mitchell	duh-VON	Steele Wasel	WAH-sull
Febechi Nwaiwu	feh-BETCH-ee WEE-woo	Taylor Wein	WINE
Danny Okoye	o-KOY-yay	Damonic Williams	DOM-uh-nick
Sammy Omosigho	o-mo-SEE-go	Caiden Woullard	WOOL-erd
		Brendan Zurbrugg	ZER-brugg

\* Indicates number of letters earned at Oklahoma

^ Indicates "super senior" (was also a senior in 2023)

Last updated Oct. 21, 2024; Weights as of Aug. 20, 2024

No.	Player	Pos.	Ht.	Wt.	Yr.	Hometown (Previous School)
34	Adepoju Adebawore*	DL	6-4	253	So.	Kansas City, Mo. (North Kansas City HS)
72	Josh Aisoa	OL	6-3	320	Fr.	Edmond, Okla. (Santa Fe HS)
75	Daniel Akinkunmi	OL	6-6	323	Fr.	East London, England (NFL Academy)
57	Gunnar Allen	OL	6-0	294	R-So.	Aledo, Texas (Aledo HS)
50	Ben Anderson*	LS	6-5	235	R-So.	Charlotte, N.C. (Charlotte Latin School)
4	Nic Anderson*	WR	6-4	216	R-So.	Katy, Texas (Katy HS)
5	Andrel Anthony*	WR	6-1	186	Sr.	Lansing, Mich. (University of Michigan)
11	Jackson Arnold*	QB	6-1	210	So.	Denton, Texas (Guyer HS)
94	Mari Atchison	DL	6-2	269	Fr.	Tulsa, Okla. (NOAH Homeschool)
73	Isaiah Autry-Dent	OL	6-6	304	Fr.	Fulton, Miss. (Itawamba Agricultural HS)
2	Jovantae Barnes**	RB	6-0	207	Jr.	Las Vegas, Nev. (Desert Pines HS)
25	Andy Bass	RB	5-11	206	Fr.	Oklahoma City, Okla. (Heritage Hall HS)
64	Joshua Bates	OL	6-3	309	R-Fr.	Durango, Colo. (Durango HS)
25	Michael Boganowski	DB	6-2	214	Fr.	Junction City, Kan. (Junction City HS)
23	Eli Bowen	DB	5-9	187	Fr.	Corinth, Texas (Guyer HS)
22	Peyton Bowen*	DB	6-0	199	So.	Corinth, Texas (Guyer HS)
2	Billy Bowman Jr.***	DB	5-10	194	Sr.	Denton, Texas (Ryan HS)
56	Eugene Brooks	OL	6-3	336	Fr.	Las Vegas, Nev. (Sierra Canyon [Calif.] HS)
58	Spencer Brown	OL	6-6	330	R-Sr. ^	Detroit, Mich. (Michigan State University)
85	Trey Brown	WR	5-9	180	R-Fr.	Nashville, Tenn. (Christ Presbyterian Academy)
6	Deion Burks	WR	5-9	194	R-Jr.	Inkster, Mich. (Purdue University)
29	Casen Calmus	DB	5-10	201	R-Fr.	Brentwood, Tenn. (Brentwood Academy)
97	Kyle Carlson	LB	6-3	185	R-Fr.	Dallas, Texas (Highland Park HS)
82	Ivan Carreon	WR	6-6	223	Fr.	Odessa, Texas (Odessa HS)
20	Lewis Carter*	LB	6-0	224	So.	Tampa, Fla. (Tampa Catholic HS)
28	KJ Daniels	WR	5-9	161	Fr.	Franklinton, La. (Bowling Green School)
15	Kendel Dolby*	DL	5-11	190	Sr.	Springfield, Ohio (Northeastern Oklahoma A&M)
40	Ethan Downs***	DB	6-4	263	Sr.	Weatherford, Okla. (Weatherford HS)
48	Luke Elzinga*	P	6-4	223	R-Sr. ^	Grand Rapids, Mich. (Central Michigan Univ.)
35	Liam Evans	K	5-7	180	Fr.	Moore, Okla. (Moore HS)
52	Troy Everett*	OL	6-3	310	R-Jr.	Roanoke, Va. (Appalachian State University)
3	Jalil Farooq***	WR	6-1	208	Sr.	Lanham, Md. (Dr. Henry A. Wise Jr. HS)
45	Hampton Fay	TE	6-5	241	R-Jr.	Fort Worth, Texas (Michigan State Univ.)
30	Trace Ford*	DL	6-2	252	R-Sr. ^	Edmond, Okla. (Oklahoma State University)
20	Sam Franklin	RB	5-10	199	R-Jr.	Little Rock, Ark. (Univ. of Tennessee-Martin)
31	Cale Fugate	DB	5-10	184	R-Fr.	Tulsa, Okla. (Bixby HS)
1	Jayden Gibson**	WR	6-5	197	Jr.	Winter Garden, Fla. (West Orange HS)
42	Wyatt Gilmore	DL	6-4	250	Fr.	Rogers, Minn. (Rogers HS)
56	Gracen Halton**	DL	6-2	285	Jr.	San Diego, Calif. (St. Augustine HS)
14	Jaydan Hardy	DB	5-10	185	Fr.	Lewisville, Texas (Lewisville HS)
66	Geirean Hatchett	OL	6-5	318	R-Sr.	Ferndale, Wash. (University of Washington)
9	Michael Hawkins Jr.	QB	6-1	196	Fr.	Dallas, Texas (Emerson HS)
17	Taylor Heim	LB	6-6	216	R-Fr.	Yukon, Okla. (Bethany HS)
38	Owen Heinecke*	LB	6-2	225	R-So.	Tulsa, Okla. (Ohio State University)
91	Drew Heinig	DL	6-5	294	R-Fr.	Jenks, Okla. (Glenpool HS)
18	Kaden Helms*	TE	6-5	238	R-So.	Bellevue, Neb. (Bellevue West HS)
13	J.J. Hester*	WR	6-4	203	R-Sr.	Tulsa, Okla. (University of Missouri)
51	Branson Hickman	OL	6-2	291	R-Sr.	McKinney, Texas (SMU)
0	Kalib Hicks	RB	5-11	209	R-Fr.	Denton, Texas (Ryan HS)
93	Ace Hodges	DL	6-1	298	Fr.	Oklahoma City, Okla. (Casady School)
71	Logan Howland	OL	6-6	309	R-Fr.	Westfield, N.J. (The Hun School of Princeton)
65	Jayden Jackson	DL	6-2	312	Fr.	Indianapolis, Ind. (IMG Academy [Fla.])
19	Jacobe Johnson*	DB	6-2	202	So.	Mustang, Okla. (Mustang HS)
41	Emmett Jones III	DB	6-0	180	R-Fr.	Lancaster, Texas (Lubbock-Cooper HS)
12	Devon Jordan	DB	5-11	187	Fr.	Tulsa, Okla. (Union HS)
88	Jacob Jordan	WR	5-9	186	Fr.	Southlake, Texas (Carroll Senior HS)
7	Jaren Kanak**	LB	6-2	232	Jr.	Hays, Kan. (Hays HS)
7	Zion Kearney	WR	6-1	206	Fr.	Fresno, Texas (Hightower HS)
98	Tyler Keltner	K	5-11	180	R-Sr. ^	Tallahassee, Fla. (Florida State University)
65	Ty Kubicek	OL	6-2	290	R-Fr.	Sacramento, Calif. (Capital Christian HS)
80	Bergin Kysar	DL	6-3	250	Fr.	Edmond, Okla. (Santa Fe HS)
58	Ethan Lane	LS	5-11	230	R-Sr.	Dallas, Texas (Jesus College Prep. School of Dallas)
10	Kip Lewis**	LB	6-1	215	R-So.	Carthage, Texas (Carthage HS)
31	Ashton Logan	P	6-2	217	R-So.	Anaheim Hills, Calif. (University of Colorado)
48	Jocelyn Malaska	DB	6-1	188	R-So.	Bethany, Okla. (University of Utah)
4	Dez Malone	DB	6-0	203	Sr. ^	Fresno, Calif. (San Diego State University)
18	Erik McCarty	DB	6-1	186	R-Fr.	McAlester, Okla. (McAlester HS)
74	Evan McClure	OL	6-4	273	Fr.	Bixby, Okla. (Bixby HS)
1	Dasan McCullough*	LB	6-5	235	Jr.	Bloomington, Ind. (Indiana University)
86	Kade McIntyre	TE	6-3	227	R-Fr.	Fremont, Neb. (Archbishop Bergan HS)
11	Kobie McKinzie*	LB	6-2	242	R-So.	Lubbock, Texas (Lubbock-Cooper HS)
22	Chapman McKown	RB	5-5	171	R-Fr.	Norman, Okla. (Norman North HS)
23	Emeka Megwa	RB	6-0	213	R-Jr.	Fort Worth, Texas (University of Washington)
83	Major Melson*	WR	5-10	188	R-Sr.	Mansfield, Texas (Legacy HS)
89	Eli Merck	WR	6-0	203	R-Fr.	Norris, S.C. (D.W. Daniel HS)
36	Preston Mickens	DB	5-10	199	Fr.	Southlake, Texas (Carroll Senior HS)
84	Davon Mitchell	TE	6-3	259	Fr.	York, Ala. (Los Alamitos [Calif.] HS)

No.	Player	Pos.	Ht.	Wt.	Yr.	Hometown (Previous School)
47	James Nesta	LB	6-3	220	Fr.	Huntersville, N.C. (William Amos Hough HS)
21	Jeremiah Newcombe	DB	5-9	181	Fr.	Gilbert, Ariz. (Casteel HS)
46	Dax Noles	DB	6-0	194	Fr.	Norman, Okla. (Norman HS)
54	Febechi Nwaiwu	OL	6-4	339	R-Jr.	Coppell, Texas (University of North Texas)
16	Danny Okoye	DL	6-3	245	Fr.	Tulsa, Okla. (NOAH Homeschool)
24	Sammy Omosigho*	LB	6-2	229	So.	Heartland, Texas (Crandall HS)
37	Devon Owen	DB	6-0	206	Fr.	Argyle, Texas (Argyle HS)
77	Heath Ozaeta	OL	6-5	316	R-Fr.	Snoqualmie, Wash. (Mount Si HS)
45	Mykel Patterson-McDonald	DB	5-10	176	Fr.	Moore, Okla. (Westmoore HS)
17	Jaquaize Pettaway*	WR	5-10	194	So.	Houston, Texas (Langham Creek HS)
33	Phil Picciotti	LB	6-3	245	R-Fr.	Perkasie, Pa. (IMG Academy [Fla.])
55	Eddy Pierre-Louis	OL	6-3	304	Fr.	Tampa, Fla. (Tampa Catholic HS)
36	Josh Plaster*	K/P	6-0	185	R-Sr. ^	Flower Mound, Texas (Arizona State Univ.)
13	Reggie Powers III	DB	5-11	211	Fr.	Centerville, Ohio (Centerville HS)
81	Zion Ragins	WR	5-8	150	Fr.	Macon, Ga. (Jones County HS)
87	Jake Roberts	TE	6-4	253	Sr. ^	Norman, Okla. (Baylor University)
21	Xavier Robinson	RB	6-0	226	Fr.	Yukon, Okla. (Carl Albert HS)
54	David Rowaiwe	DL	6-4	310	R-So.	Oklahoma City, Okla. (Univ. of New Mexico)
27	Jayden Rowe	DB	6-2	221	R-So.	Tulsa, Okla. (Union HS)
55	Ashton Sanders	DL	6-1	297	R-Fr.	Pasadena, Calif. (Cathedral HS)
29	Gabe Sawchuk	RB	5-10	192	Fr.	Littleton, Colo. (Valor Christian HS)
27	Gavin Sawchuk*	RB	5-11	197	R-So.	Littleton, Colo. (Valor Christian HS)
34	Zach Schmit**	K/P	5-10	194	R-Sr.	Oklahoma City, Okla. (Bishop McGuinness HS)
39	Peter Schuh	DB	5-8	182	R-So.	Montvale, N.J. (St. Joseph Regional HS)
96	Davon Sears	DL	6-2	297	R-Sr. ^	Detroit, Mich. (Texas State University)
76	Jacob Sexton**	OL	6-6	323	Jr.	Edmond, Okla. (Deer Creek HS)
10	Bauer Sharp	TE	6-4	243	R-Jr.	Dothan, Ala. (Southeastern Louisiana Univ.)
6	Nigel Smith II	DL	6-4	269	Fr.	Melissa, Texas (Melissa HS)
35	Jake Snyder	DB	5-8	178	R-Fr.	Bixby, Okla. (Bixby HS)
3	Robert Spears-Jennings**	DB	6-1	219	Jr.	Broken Arrow, Okla. (Broken Arrow HS)
0	David Stone	DL	6-3	295	Fr.	Del City, Okla. (IMG Academy [Fla.])
99	Markus Strong	DL	6-3	299	R-Fr.	Raiford, Fla. (Union County HS)
28	Danny Stutsman***	LB	6-4	243	Sr.	Windermere, Fla. (Foundation Academy)
70	Michael Tarquin	OL	6-6	313	R-Sr. ^	Ocala, Fla. (USC)
8	Taylor Tatum	RB	5-10	206	Fr.	Longview, Texas (Longview HS)
79	Jake Taylor*	OL	6-6	301	R-So.	Las Vegas, Nev. (Bishop Gorman HS)
95	DaJon Terry*	DL	6-3	330	R-Sr. ^	Meridian, Miss. (University of Tennessee)
32	R Mason Thomas**	DL	6-2	243	Jr.	Fort Lauderdale, Fla. (Cardinal Gibbons HS)
15	Brenen Thompson*	WR	5-9	168	Jr.	Spearman, Texas (University of Texas)
16	Casey Thompson	QB	6-0	200	R-Sr. ^	Oklahoma City, Okla. (Florida Atlantic Univ.)
8	Makari Vickers*	DB	6-1	187	So.	Quincy, Fla. (Munroe HS)
26	Kani Walker**	DB	6-2	206	R-Jr.	Suwanee, Ga. (University of Louisville)
14	Steele Wasel	QB	6-3	228	R-Fr.	Choctaw, Okla. (University of Akron)
5	Woodi Washington****	DB	5-11	191	R-Sr. ^	Murfreesboro, Tenn. (Oakland HS)
44	Taylor Wein	DL	6-4	265	R-Fr.	Brentwood, Tenn. (Nolensville HS)
61	Kenneth Werymy	OL	6-5	304	R-Fr.	Cache, Okla. (Cache HS)
52	Damonic Williams	DL	6-1	312	Jr.	Torrance, Calif. (TCU)
9	Gentry Williams**	DB	6-0	187	Jr.	Tulsa, Okla. (Booker T. Washington HS)
90	Caiden Woullard	DL	6-4	264	Sr.	Massillon, Ohio (Miami [OH] University)
12	Brendan Zurbrugg	QB	6-2	207	Fr.	Alliance, Ohio (Alliance HS)

COACHING STAFF

Brent Venables	Head Coach
Zac Alley	Co-Defensive Coordinator/Linebackers
Todd Bates	Associate Head Coach/Co-Def. Coord./Run Defense/Defensive Tackles
Bill Bedenbaugh (BEE-din-bo)	Offensive Line
Miguel Chavis (CHAY-viss)	Defensive Ends
Joe Jon Finley	Co-Offensive Coordinator/Tight Ends
Brandon Hall	Safeties
Kevin Johns	Co-Offensive Coordinator/Quarterbacks
Emmett Jones	Passing Game Coordinator/Wide Receivers
DeMarco Murray	Running Backs
Jay Valai (vuh-LIE)	Assistant Head Coach for Defense/Co-Defensive Coordinator/Pass Defense/Cornerbacks and Nickelbacks

\* Indicates number of letters earned at Oklahoma

^ Indicates "super senior" (was also a senior in 2023)

Last updated Oct. 21, 2024; Weights as of Aug. 20, 2024











**#15 WR BRENN THOMPSON (\*AT TEXAS)**

YEAR	G-GS	REC	YDS	AVG	TD	LONG
2022*	9-0	1	32	32.0	0	32
2023	6-0	7	241	34.4	2	63
2024	8-7	15	184	12.3	2	54
<b>Career</b>	<b>23-7</b>	<b>23</b>	<b>457</b>	<b>19.8</b>	<b>4</b>	<b>63</b>

**CAREER HIGHS**

Rec:	4 vs. Temple (8/30/24)
Yards:	83 vs. Arizona (12/28/23)
TDs:	1 (4x) MR: vs. South Carolina (10/19/24)

**#16 QB CASEY THOMPSON (-AT TEXAS; \*AT NEBRASKA; \*AT FAU)**

YEAR	G-GS	C-A	PCT	YDS	AVG/G	TD	INT	LG
2018-								REDSHIRTED — DID NOT PLAY
2019-	4-0	8-12	66.7	84	21.0	0	0	37
2020-	3-0	12-17	70.6	225	75.0	6	0	73
2021-	12-10	165-261	63.2	2,113	176.1	24	9	75
2022*	12-10	173-274	63.1	2,407	200.6	17	10	87
2023*	3-3	50-79	63.3	509	169.7	5	5	72
<b>Career</b>	<b>34-23</b>	<b>408-643</b>	<b>63.5</b>	<b>5,338</b>	<b>157.0</b>	<b>52</b>	<b>24</b>	<b>75</b>

YEAR	RUSH	YDS	AVG	TD	LG
2018-					
2019-	7	15	2.1	1	9
2020-	8	31	3.9	0	22
2021-	55	157	2.9	4	41
2022*	56	-21	-0.4	5	31
2023*	10	2	0.2	0	14
<b>Career</b>	<b>136</b>	<b>184</b>	<b>1.4</b>	<b>10</b>	<b>41</b>

**CAREER HIGHS**

Comp:	*30 vs. Kansas (11/13/21)
Att:	*43 vs. Kansas (11/13/21)
Pass Yds:	*388 vs. Oklahoma (10/9/21)
Pass TDs:	-5 vs. Monmouth (9/2/23)
Rush:	*11 vs. Wisconsin (11/19/22)
Rush Yds:	*44 at Arkansas (9/11/21)
Rush TDs:	*3 vs. Georgia Southern (9/10/22)

**#8 DB MAKARI VICKERS**

YEAR	G-GS	UT	AT TOT	TFL	SACKS	INT	FF	FR	PB	QBH
2023	8-0	4	4	8	0.0-0	0.0-0	0-0	0	0	1
2024	4-0	1	0	1	0.0-0	0.0-0	0-0	0	0	0
<b>Career</b>	<b>12-0</b>	<b>5</b>	<b>4</b>	<b>9</b>	<b>0.0-0</b>	<b>0.0-0</b>	<b>0-0</b>	<b>0</b>	<b>0</b>	<b>1</b>

**CAREER HIGHS**

Tackles:	2 (2x) MR: vs. Iowa State (9/30/23)
TFL:	N/A
Sacks:	N/A
INT:	N/A
PBU:	1 at Tulsa (9/16/23)

**#26 DB KANI WALKER (\*AT LOUISVILLE)**

YEAR	G-GS	UT	AT TOT	TFL	SACKS	INT	FF	FR	PB	QBH
2021*	4-0	0	0	0	0.0-0	0.0-0	0-0	0	0	0
2022	6-0	2	1	3	1.5-1	0.0-0	0-0	0	0	0
2023	10-3	13	11	24	0.0-0	0.0-0	1-0	1	1	4
2024	8-8	17	5	22	1.0-1	0.0-0	1-0	0	0	5
<b>Career</b>	<b>28-11</b>	<b>32</b>	<b>17</b>	<b>49</b>	<b>2.5-2</b>	<b>0.0-0</b>	<b>2-0</b>	<b>1</b>	<b>1</b>	<b>9</b>

**CAREER HIGHS**

Tackles:	5 (3x) MR: vs. Tennessee (9/21/24)
TFL:	1.0 vs. Tennessee (9/21/24)
Sacks:	N/A
INT:	1 (2x) MR: vs. Temple (8/30/24)
PBU:	2 (2x) MR: vs. Tulane (9/14/24)

**#5 DB WOODY WASHINGTON**

YEAR	G-GS	UT	AT TOT	TFL	SACKS	INT	FF	FR	PB	QBH
2019	4-0	5	10	15	0.0-0	0.0-0	0-0	0	0	0
2020	10-5	32	13	45	0.0-0	0.0-0	2-0	0	0	4
2021	6-5	20	7	27	0.0-0	0.0-0	2-32	0	0	2
2022	13-13	42	25	67	1.0-1	0.0-0	1-0	1	0	6
2023	13-13	30	18	48	2.5-5	0.0-0	0-0	0	0	7
2024	7-2	8	10	18	0.0-0	0.0-0	0-0	0	0	0
<b>Career</b>	<b>53-38</b>	<b>139</b>	<b>83</b>	<b>220</b>	<b>3.5-6</b>	<b>0.0-0</b>	<b>5-32</b>	<b>1</b>	<b>0</b>	<b>19</b>

**CAREER HIGHS**

Tackles:	10 vs. LSU (12/28/19)
TFL:	1.0 (2x) MR: vs. Arizona (12/28/23)
Sacks:	N/A
INT:	2 at Okla. State (11/27/21)
PBU:	2 vs. TCU (11/24/23)

**#52 DL DAMONIC WILLIAMS (\*AT TCU)**

YEAR	G-GS	UT	AT TOT	TFL	SACKS	INT	FF	FR	PB	QBH
2022*	15-15	12	15	27	4.5-14	1.5-8	0	1	0	0
2023*	12-12	14	19	33	5.0-23	3.0-20	0	0	0	2
2024	8-8	9	12	21	2.5-7	1.0-5	0	0	0	1
<b>Career</b>	<b>35-35</b>	<b>35</b>	<b>46</b>	<b>81</b>	<b>12.0-44</b>	<b>5.5-33</b>	<b>0</b>	<b>1</b>	<b>0</b>	<b>3</b>

**CAREER HIGHS**

Tackles:	*7 at Texas Tech (11/2/23)
TFL:	*1.5 vs. Kansas State (10/22/22)
Sacks:	1.0 (5x) MR: vs. Houston (9/7/24)
INT:	N/A
PBU:	N/A

**#9 DB GENTRY WILLIAMS**

YEAR	G-GS	UT	AT TOT	TFL	SACKS	INT	FF	FR	PB	QBH
2022	12-0	3	4	7	0.0-0	0.0-0	1-0	0	0	0
2023	10-10	21	9	30	4.0-17	0.0-0	3-13	0	1	0
2024	2-0	0	0	0	0.0-0	0.0-0	0-0	0	0	0
<b>Career</b>	<b>24-10</b>	<b>24</b>	<b>13</b>	<b>37</b>	<b>4.0-17</b>	<b>0.0-0</b>	<b>4-13</b>	<b>0</b>	<b>1</b>	<b>0</b>

**CAREER HIGHS**

Tackles:	7 vs. TCU (11/24/23)
TFL:	1.0 (4x) MR: vs. Iowa State (9/30/23)
Sacks:	N/A
INT:	1 (3x) MR: vs. Iowa State (9/30/23)
PBU:	1 vs. UCF (10/21/23)

**#90 DL CAIDEN WOULLARD (\*AT MIAMI [OH])**

YEAR	G-GS	UT	AT TOT	TFL	SACKS	INT	FF	FR	PB	QBH
2021*	11-0	2	3	5	0.5-3	0.5-3	0-0	0	0	1
2022*	13-12	14	15	29	5.0-37	4.0-31	0-0	1	0	3
2023*	14-14	19	22	41	12.0-66	9.5-58	0-0	2	0	1
2024	8-0	3	6	9	2.0-6	1.0-4	0-0	0	0	1
<b>Career</b>	<b>46-26</b>	<b>38</b>	<b>46</b>	<b>83</b>	<b>19.5-112</b>	<b>15.0-96</b>	<b>0-0</b>	<b>3</b>	<b>0</b>	<b>6</b>

**CAREER HIGHS**

Tackles:	*7 at Western Michigan (10/14/23)
TFL:	*2.0 (2x) MR at W. Michigan (10/14/23)
Sacks:	*2.0 (2x) MR at W. Michigan (10/14/23)
INT:	N/A
PBU:	*1 (5x* [1x]) MR: at Auburn (9/28/24)

# THE LAST TIME...

## INDIVIDUAL

### Rushed 30 times

OU: 37, Samaje Perine vs. Oklahoma State (12/3/16)  
Opp.: 33, Ollie Gordon, Oklahoma State (11/4/23)

### Rushed 40 times

OU: 55, Steve Owens at Oklahoma State (11/29/69)  
Opp.: 40, Ricky Williams, Texas (10/11/97)

### Rushed 50 times

OU: 55, Steve Owens at Oklahoma State (11/29/69)  
Opp.: Has not happened since at least 1996

### Rushed for 100 yards

OU: 134, Gavin Sawchuk vs. Arizona (12/28/23)  
Opp.: 118, Quintrevion Wisner, Texas (10/12/24)

### Quarterback rushed for 100 yards

OU: 113, Dillon Gabriel vs. Texas (10/7/23)  
Opp.: 119, Garrett Greene, West Virginia (11/12/22)

### Rushed for 200 yards

OU: 211, Eric Gray at West Virginia (11/12/22)  
Opp.: 252, Pooka Williams, Kansas (11/17/18)

### Rushed for 300 yards

OU: 427, Samaje Perine vs. Kansas (11/22/14)  
Opp.: 331, Justin Crawford, West Virginia (11/19/16)

### Rushed for 400 yards

OU: 427, Samaje Perine vs. Kansas (11/22/14)  
Opp.: Never

### Two 100-yard rushers

OU: 108, Jovantae Barnes and 100, Gavin Sawchuk vs. Florida State (12/29/22)  
Opp.: 136, Kendre Miller and 116, Max Duggan, TCU (10/1/22)

### Three 100-yard rushers

OU: 146, Trevor Knight, 144, Alex Ross & 110, Samaje Perine at Iowa State (11/1/14)  
Opp.: Never

### Had a 70-yard run from scrimmage

OU: 74, Caleb Williams vs. Iowa State (11/20/21)  
Opp.: 75, Sony Michel, Georgia (1/1/18)

### Had an 80-yard run from scrimmage

OU: 86, Kennedy Brooks vs. Kansas State (10/27/18)  
Opp.: 81, D'Onta Foreman, Texas (10/10/15)

### Had a 90-yard run from scrimmage

OU: 99, Abdul Adams at Baylor (9/23/17)  
Opp.: 99, Eric Vann, Kansas (10/4/97)

### Rushed for three touchdowns

OU: 3, Gavin Sawchuk vs. TCU (11/24/23)  
Opp.: 4, Adrian Martinez, Kansas State (9/24/22)

### Rushed for four touchdowns

OU: 4, Rodney Anderson vs. West Virginia (11/25/17)  
Opp.: 4, Adrian Martinez, Kansas State (9/24/22)

### Rushed for five touchdowns

OU: 5, Samaje Perine vs. Kansas (11/22/14)  
Opp.: Never

### Rushed for six touchdowns

OU: 6, Quentin Griffin vs. Texas (10/7/00)  
Opp.: Never

### Passed for 300 yards

OU: 361, Jackson Arnold vs. Arizona (12/28/23)  
Opp.: 311, Jaxson Dart, Ole Miss (10/26/24)

### Passed for 400 yards

OU: 400, Dillon Gabriel vs. TCU (11/24/23)  
Opp.: 418, Jordan Travis, Florida State (12/29/22)

### Passed for 500 yards

OU: 598, Baker Mayfield at Oklahoma State (11/4/17)  
Opp.: 539, Will Grier, West Virginia (11/23/18)

### Attempted 40 passes

OU: 45, Jackson Arnold vs. Arizona (12/28/23)  
Opp.: 58, Josh Hoover, TCU (11/24/23)

### Attempted 50 passes

OU: 71, Landry Jones vs. Oklahoma State (11/24/12)  
Opp.: 58, Josh Hoover, TCU (11/24/23)

### Attempted 60 passes

OU: 71, Landry Jones vs. Oklahoma State (11/24/12)  
Opp.: 67, Spencer Sanders, Oklahoma State (11/19/22)

### Threw three touchdown passes

OU: 4, Jackson Arnold vs. Temple (8/30/24)  
Opp.: 3, Payton Thorne, Auburn (9/28/24)

### Threw four touchdown passes

OU: 4, Jackson Arnold vs. Temple (8/30/24)  
Opp.: 4, Josh Hoover, TCU (11/24/23)

### Threw five touchdown passes

OU: 5, Dillon Gabriel vs. West Virginia (11/11/23)  
Opp.: 5, Casey Thompson, Texas (10/9/21)

### Threw six touchdown passes

OU: 6, Dillon Gabriel at Texas Tech (11/26/22)  
Opp.: 7, Joe Burrow, LSU (12/28/19)

### Non-quarterback touchdown pass

OU: 2 yards, Michael Turk to Zach Schmit at Iowa State (10/29/22)  
Opp.: 9 yards, Pooka Williams to Jeremiah Booker, Kansas (11/17/18)

### Caught 10 passes

OU: 12, Drake Stoops vs. TCU (11/24/23)  
Opp.: 10, Tetairoa McMillan, Arizona (12/28/23)

### Had 100 yards receiving

OU: 125, Drake Stoops vs. TCU (11/24/23)  
Opp.: 160, Tetairoa McMillan; 152, Jacob Cowing, Arizona (12/28/23)

### Two 100-yard receivers

OU: 164, Drake Stoops; 119, Nic Anderson vs. West Virginia (11/11/23)  
Opp.: 160, Tetairoa McMillan; 152, Jacob Cowing, Arizona (12/28/23)

### Three 100-yard receivers

OU: 126, Jalil Farooq; 120, Nic Anderson; 112, Andre Anthony at Tulsa (9/16/23)  
Opp.: Has not happened since at least 1996

### Had 150 yards receiving

OU: 164, Drake Stoops vs. West Virginia (11/11/23)  
Opp.: 160, Tetairoa McMillan; 152, Jacob Cowing, Arizona (12/28/23)

### Had 200 yards receiving

OU: 243, Marquise Brown at West Virginia (11/23/18)  
Opp.: 202, Johnny Wilson, Florida State (12/29/22)

### Had a 70-yard pass completion

OU: 77, Dillon Gabriel to Marvin Mims at Texas Tech (11/26/22)  
Opp.: 86, John Rhys-Plumlee to Javon Baker, UCF (10/21/23)

### Had an 80-yard pass completion

OU: 82, Kyler Murray to CeeDee Lamb, vs. Kansas State (10/27/18)  
Opp.: 86, John Rhys-Plumlee to Javon Baker, UCF (10/21/23)

### Had a 90-yard pass completion

OU: 90, Eric Moore to P.J. Mills vs. Iowa State (10/7/95)  
Opp.: 90, Jake Waters to Tyler Lockett, Kansas State (11/23/13)

### Caught two touchdown passes

OU: 3, Drake Stoops vs. West Virginia (11/11/23)  
Opp.: 2, Jacob Cowing, Arizona (12/28/23)

### Caught three touchdown passes

OU: 3, Deion Burks vs. Temple (8/30/24)  
Opp.: 3, Quentin Johnston, TCU (10/16/21)

### Caught four touchdown passes

OU: 4, Kenny Stills at West Virginia (11/17/12)  
Opp.: 4, Justin Jefferson, LSU (12/28/19)

### 100-yard rusher and 100-yard receiver

OU: 164 (rec.), Drake Stoops; 119 (rec.), Nic Anderson; 135 (rush), Gavin Sawchuk vs. WVU (11/11/23)  
Opp.: 137 (rush), Ollie Gordon; 136 (rec.), Rashod Owens, Oklahoma State (11/4/23)

### 100-yard rusher and 100-yard receiver (same player)

OU: 151 (rush) and 139 (rec.) Rodney Anderson vs. TCU (11/11/17)  
Opp.: Has not happened since at least 1996

### 150-yard rusher and 150-yard receiver

OU: 162 (rec.), Marvin Mims; 163 (rush) Eric Gray at Texas Tech (11/26/22)  
Opp.: 161 (rush), Zack Langer, 189 (rec.), Keyarris Garrett, Tulsa (9/19/15)

### 200-yard rusher and 200-yard receiver

OU: 263 (rush), Joe Mixon, 202 (rec.), Dede Westbrook at Texas Tech (10/22/16)  
Opp.: 344 (rush), Tavon Austin, 205 (rec.), Stedman Bailey, West Virginia (11/17/12)

### 100 yards receiving and 100 yards in kickoff returns (same player)

OU: 126 (rec.) and 105 (KR), Jalil Farooq at Tulsa (9/16/23)  
Opp.: 278 (rec.) and 162 (KR), Tyler Lockett, Kansas State (11/23/13)

### Returned a punt for a touchdown

OU: 82, Gavin Freeman vs. Arkansas State (9/2/23)  
Opp.: 92, Tyreek Hill, Oklahoma State (12/6/14)

### Returned a kickoff for a touchdown

OU: 97, Joe Mixon vs. Ohio State (9/17/16)  
Opp.: 100, Brennan Presley, Oklahoma State (11/27/21)

### Returned an interception for a touchdown

OU: 63, Kip Lewis at Auburn (9/28/24)  
Opp.: 65, Nick Emmanwori, South Carolina (10/19/24)

### Returned a fumble for a touchdown

OU: 21, Jaren Kanak vs. Temple (8/30/24)  
Opp.: 36, Tonka Hemingway, South Carolina (10/19/24)

### Returned a blocked field goal for a touchdown

OU: 48, Darryl Bright vs. Texas Tech (11/21/98)  
Opp.: Under research

### Returned a blocked punt for a touchdown

OU: 0, Austin Stogner vs. West Virginia (10/19/19)  
Opp.: 24, Nathan Jeffery, UTEP (9/1/12)

### Had 10 tackles

OU: 16, Danny Stutsman vs. South Carolina (10/19/24)  
Opp.: 12, Chris Paul Jr.; 11, Suntarine Perkins; 10, TJ Dottery, Ole Miss (10/26/24)

**Had 15 tackles**

OU: 16, Danny Stutsman vs. South Carolina (10/19/24)  
Opp.: 15, Dillon Doyle, Baylor (11/5/22)

**Had 20 tackles**

OU: 28, Kenneth Murray; 23, Curtis Bolton vs. Army (9/22/18)  
Opp.: 21, Jalen Reeves-Maybin, Tennessee (9/12/15)

**Had multiple interceptions**

OU: 2, Woodi Washington at Oklahoma State (11/27/21)  
Opp.: 2, Nick Emmanwori, South Carolina (10/19/24)

**Had at least 2.0 sacks**

OU: 2.0, R Mason Thomas at Auburn (9/28/24)  
Opp.: 4.0, Suntarine Perkins; 2.0, JJ Pegues; 2.0 Princely Umanmielen, Ole Miss (10/26/24)

**Blocked a punt**

OU: Peyton Bowen vs. Iowa State (9/30/23)  
Opp.: Kitan Crawford, Texas (10/7/23)

**Blocked a field goal**

OU: Perrion Winfrey vs. Texas (10/10/20)  
Opp.: Lorenzo Carter, Georgia (1/1/18)

**Blocked an extra point attempt**

OU: Isaiah Coe vs. Nebraska (9/18/21)  
Opp.: Team, Kansas (11/17/18)

**Recorded a safety**

OU: Gracen Halton vs. Houston (9/7/24)  
Opp.: Jayson Jenkins, Tennessee (9/21/24)

**Made three field goals**

OU: 3, Tyler Keltner vs. Temple (8/30/24)  
Opp.: 3, Max Gilbert, Tennessee (9/21/24)

**Made a 50-yard field goal**

OU: 50, Tyler Keltner vs. Temple (8/30/24)  
Opp.: 54, Carter Brown, Cincinnati (9/23/23)

**Had a 70-yard punt**

OU: 85, Michael Turk vs. Texas (10/9/21)  
Opp.: 78, Will Karoll, Tulane (9/14/24)

**Converted a two-point PAT**

OU: Michael Hawkins Jr. rush at Auburn (9/28/24)  
Opp.: Maurice Brown rush, South Carolina (10/19/24)

**Returned a blocked/failed PAT for a two-point conversion:**

OU: Billy Bowman at West Virginia (11/12/22) [fumbled kick snap]  
Opp.: Quandre Diggs, Texas (10/13/12)

**Returned a two-point PAT attempt for a two-point conversion:**

OU: Robert Barnes at Texas Tech (11/3/18)  
Opp.: N/A

**TEAM****Scored 40 points**

OU: 51-3, vs. Temple (8/30/24)  
Opp: 45-69, TCU (11/24/23)

**Scored 50 points**

OU: 51-3, vs. Temple (8/30/24)  
Opp: 51-48, Texas Tech (11/26/22)

**Scored 60 points**

OU: 69-45, vs. TCU (11/24/23)  
Opp: 63-28, LSU (12/28/19)

**Scored 70 points**

OU: 73-0, Arkansas State (9/2/23)  
Opp.: 73-21, Nebraska (11/2/96)

**Posted a shutout**

OU: 73-0, Arkansas State (9/2/23)  
Opp.: 49-0, vs. Texas (10/8/22)

**Rushed for 200 yards**

OU: 220, vs. Temple (8/30/24)  
Opp.: 225, Kansas (10/28/23)

**Rushed for 300 yards**

OU: 312, at Nebraska (9/17/22)  
Opp.: 361, TCU (10/1/22)

**Rushed for 400 yards**

OU: 435, vs. Florida (12/30/20)  
Opp.: 458 at West Virginia (11/17/12)

**Rushed for 500 yards**

OU: 510, Kansas (11/22/14)  
Opp.: Never

**Rushed for 600 yards**

OU: 768 vs. Kansas State (10/15/88)  
Opp.: Never

**Rushed for 700 yards**

OU: 768 vs. Kansas State (10/15/88)  
Opp.: Never

**Rushed for less than 100 yards**

OU: 53, vs. South Carolina (10/19/24)  
Opp.: 74, South Carolina (10/19/24)

**Rushed for five touchdowns**

OU: 5, vs. TCU (11/24/23)  
Opp.: 5, Baylor (11/5/22)

**Rushed for six touchdowns**

OU: 6, Arkansas State (9/2/23)  
Opp.: 6, Kansas State (10/26/19)

**Rushed for seven touchdowns**

OU: 7, Texas Tech (10/24/15)  
Opp.: 8, Nebraska (11/1/97)

**Rushed for eight touchdowns**

OU: 8, Florida A&M (9/8/12)  
Opp.: 8, Nebraska (11/1/97)

**Passed for 300 yards**

OU: 361, vs. Arizona (12/28/23)  
Opp.: 311, Ole Miss (10/26/24)

**Passed for 400 yards**

OU: 400, vs. TCU (11/24/23)  
Opp.: 418, Florida State (12/29/22)

**Passed for 500 yards**

OU: 598, at Oklahoma State (11/4/17)  
Opp.: 532, LSU (12/28/19)

**Passed for less than 100 yards**

OU: 39, vs. Texas (10/8/22)  
Opp.: 65, TCU (11/23/19)

**Passed for five touchdowns**

OU: 5, West Virginia (11/11/23)  
Opp.: 5, Texas (10/9/21)

**Passed for six touchdowns**

OU: 6, at Texas Tech (11/26/22)  
Opp.: 7, LSU (12/28/19)

**Gained 500 yards total offense**

OU: 562, vs. Arizona (12/28/23)  
Opp.: 520, TCU (11/24/23)

**Gained 600 yards total offense**

OU: 607, vs. TCU (11/24/23)  
Opp.: 668, TCU (10/1/22)

**Gained 700 yards total offense**

OU: 701, vs. Kansas (10/15/22)  
Opp.: 704, West Virginia (11/23/18)

**Gained 800 yards total offense**

OU: 854, at Texas Tech (10/22/16)  
Opp.: 854, Texas Tech (10/22/16)

**Held under 100 total yards**

OU: 83, vs. Navy (10/2/65)  
Opp.: 44 vs. Idaho State (9/12/09)

**Held under 200 total yards**

OU: 195, vs. Texas (10/8/22)  
Opp.: 197, Temple (8/30/24)

**Had 3 interceptions**

OU: 3, at Iowa State (10/29/22)  
Opp.: 3, Arizona (12/28/23)

**Had 4 interceptions**

OU: 4, vs. Oklahoma State (11/19/22)  
Opp.: 4, Texas (10/12/02)

**Had 5 or more interceptions**

OU: 5, at Tulsa (9/16/23)  
Opp.: 5, Nebraska (11/7/09)

**Had 15 or more tackles for loss**

OU: 15.0, at Tulsa (9/16/23)  
Opp.: N/A

# BEST OF THE 2000s

## INDIVIDUAL

### OFFENSE

#### Rushing Yards

427, Samaje Perine vs. Kansas (11/22/14)\*  
263, Joe Mixon at Texas Tech (10/22/16)  
249, Adrian Peterson at Oklahoma State (10/30/04)  
248, Quentin Griffin vs. Texas (10/12/02)  
242, Samaje Perine at West Virginia (9/20/14)

#### Rushing Attempts

37, Samaje Perine vs. Oklahoma State (12/3/16)  
36, Adrian Peterson at Kansas State (10/16/04)  
35, Samaje Perine vs. Texas (10/8/16)  
35, DeMarco Murray vs. Utah State (9/4/10)  
35, Allen Patrick at Missouri (10/28/06)  
35, Allen Patrick vs. Colorado (10/21/06)

#### Rushing Touchdowns

6, Quentin Griffin vs. Texas (10/7/00)\*  
5, Samaje Perine vs. Kansas (11/22/14)  
5, DeMarco Murray vs. North Texas (9/1/07)  
4, Done 8 times, MR:  
Rodney Anderson vs. West Virginia (11/25/17)

#### Passing Yards

598, Baker Mayfield at Oklahoma State (11/4/17)\*  
554, Landry Jones at West Virginia (11/17/12)  
545, Baker Mayfield at Texas Tech (10/22/16)  
505, Landry Jones at Kansas State (10/29/11)  
500, Landry Jones vs. Oklahoma State (11/24/12)

#### Pass Completions

46, Landry Jones vs. Oklahoma State (11/24/12)\*  
38, Landry Jones at West Virginia (11/17/12)  
37, Landry Jones at Oklahoma State (11/27/10)  
36, Done 5 times, MR: Landry Jones at Baylor (11/19/11)

#### Pass Attempts

71, Landry Jones vs. Oklahoma State (11/24/12)\*  
62, Landry Jones at Oklahoma State (11/27/10)  
59, Landry Jones at Texas A&M (11/6/10)  
58, Landry Jones at Nebraska (11/7/09)  
55, Landry Jones vs. Texas Tech (10/22/11)

#### Passing Touchdowns

7, Baker Mayfield at Texas Tech (10/22/16)\*  
6, Dillon Gabriel at Texas Tech (11/26/22)  
6, Caleb Williams vs. Texas Tech (10/30/21)  
6, Kyler Murray vs. Baylor (9/29/18)  
6, Landry Jones at West Virginia (11/17/12)  
6, Landry Jones vs. Tulsa (9/19/09)  
5, Done 21 times, MR: Dillon Gabriel vs. W. Virginia (11/11/23)

#### Receptions

15, Sterling Shepard vs. Kansas State (10/18/14)\*  
15, Justin Brown vs. Oklahoma State (11/24/12)\*  
15, Jalen Saunders vs. Notre Dame (10/27/12)\*  
15, Ryan Broyles vs. Iowa State (10/16/10)\*  
14, Sterling Shepard at Baylor (11/14/15)  
14, Ryan Broyles at Kansas State (10/29/11)  
14, Ryan Broyles vs. Tulsa (9/3/11)

#### Receiving Yards

265, Marquise Brown at Oklahoma State (11/4/17)\*  
243, Marquise Brown at West Virginia (11/23/18)  
232, Dede Westbrook vs. Texas (10/8/16)  
217, Ryan Broyles at Kansas (10/15/11)  
215, Sterling Shepard at TCU (10/4/14)

#### Receiving Touchdowns

4, Kenny Stills at West Virginia (11/17/12)\*  
4, Jermaine Gresham vs. Texas A&M (11/3/07)\*  
4, Trent Smith at Kansas (10/13/01)\*  
3, Done 19 times, MR: Deion Burks vs. Temple (8/30/24)

#### Total Offense

589, Baker Mayfield at Oklahoma State (11/4/17)\*  
572, Baker Mayfield vs. Tulsa (9/19/15)  
564, Baker Mayfield at Texas Tech (10/22/16)  
554, Landry Jones at West Virginia (11/17/12)  
508, Jalen Hurts vs. Houston (9/1/19)

#### All-Purpose Yards

446, Samaje Perine vs. Kansas (11/22/14)\*  
377, Joe Mixon at Texas Tech (10/22/16)  
316, Ryan Broyles vs. Oklahoma State (11/28/09)  
301, Ryan Broyles at Kansas (10/15/11)  
290, Rodney Anderson vs. TCU (11/11/17)

#### Tackles

28, Kenneth Murray vs. Army (9/22/18)  
23, Curtis Bolton vs. Army (9/22/18)  
19, Dominique Alexander vs. Texas (10/12/13)  
19, Travis Lewis vs. Texas (10/11/08)  
19, Lance Mitchell at Missouri (10/5/02)

#### Tackles for Loss

5.0, Pryce Macon vs. Nebraska (12/4/10)  
5.0, Rufus Alexander vs. Middle Tennessee (9/23/06)  
5.0, Teddy Lehman vs. Kansas State (12/6/03)  
5.0, Jimmy Wilkerson at Baylor (11/4/00)  
4.0, many times, MR: Danny Stutsman vs. Kent State (9/10/22)

#### Sacks

3.0, 16 times, MR: R Mason Thomas vs. Tulane (9/14/24)

#### Interceptions

3, Tony Jefferson vs. Ball State (10/1/11)\*  
3, J.T. Thatcher vs. Kansas (9/30/00)\*  
2, 24 times, MR: Woodi Washington at Okla. State (11/27/21)

#### Pass Breakups

5, Derrick Strait vs. Oklahoma State (11/24/01)  
4, 9 times, MR: Tre Brown vs. Baylor (9/29/18)

## SPECIAL TEAMS

#### Field Goals Made

4, 10 times, MR: Gabe Brkic vs. Texas (10/9/21)\*

## LONGEST PLAYS

#### Rush

99, Abdul Adams at Baylor (9/23/17)\*#  
95, Damien Williams vs. Texas (10/13/12)#  
92, DeMarco Murray vs. Utah State (9/15/07)#  
89, Damien Williams vs. Florida A&M (9/8/12)#  
86, Kennedy Brooks vs. Kansas State (10/27/18)#  
84, Adrian Peterson vs. Oklahoma State (11/26/05)#

#### Pass Play

88, Baker Mayfield to Dede Westbrook vs. Kansas State (10/15/16)#  
87, Kyler Murray to Marquise Brown vs. Tulane (9/16/17)#  
86, Landry Jones to Cameron Kenney at OSU (11/27/10)#  
86, Kyler Murray to CeeDee Lamb vs. Baylor (9/29/18)#  
84, Baker Mayfield to Marquise Brown at Oklahoma State (11/4/17)#  
82, Kyler Murray to CeeDee Lamb vs. Kansas State (10/27/18)#  
82, Baker Mayfield to CeeDee Lamb vs. Tulane (9/16/17)#  
82, Blake Bell to Jaz Reynolds vs. Tulsa (9/14/13)

#### Punt

85, Michael Turk vs. Texas (10/9/21)  
85, Tress Way vs. Utah State (9/4/10)  
75, Tress Way at TCU (12/1/12)  
75, Michael Cohen at Texas A&M (11/4/06)  
74, Tress Way vs. Oklahoma State (11/28/09)  
73, Cody Freeby at Texas Tech (11/19/05)

#### Field Goal

56, Gabe Brkic vs. Western Carolina (9/11/21)  
56, Gabe Brkic vs. Tulane (9/4/21)  
55, Gabe Brkic vs. Tulane (9/4/21)  
54, Gabe Brkic vs. Iowa State (12/19/20)  
53, Gabe Brkic vs. Texas Tech (10/30/21)  
53, Michael Hunnicutt at Kansas State (10/29/11)  
53, Garrett Hartley vs. Utah State (9/15/07)  
52, Garrett Hartley vs. Texas (10/8/05)  
51, Gabe Brkic vs. Tulane (9/4/21)  
51, Gabe Brkic at Iowa State (10/3/20)  
51, Austin Seibert vs. West Virginia (11/25/17)  
50, Tyler Keltner vs. Temple (8/30/23)  
50, Gabe Brkic vs. Baylor (12/5/20)  
50, Gabe Brkic vs. Kansas (11/7/20)  
50, Garrett Hartley at Nebraska (10/29/05)

#### Punt Return

91, Antonio Perkins at Tulsa (8/30/02)#  
91, Jalen Saunders vs. Iowa State (11/16/13)#  
90, Justin Brown vs. Kansas (10/20/12)#  
87, Ryan Broyles vs. Oklahoma State (11/28/09)#  
84, Antonio Perkins vs. UCLA (9/20/03)#

#### Kick Return

100, Alex Ross at West Virginia (9/20/14)\*#  
100, Roy Finch vs. Kansas (10/20/12)\*#  
100, Mark Bradley at Iowa State (10/4/03)\*#  
97, Joe Mixon vs. Ohio State (9/17/16)#  
93, J.T. Thatcher at Kansas State (10/14/00)

#### Interception Return

100, Billy Bowman at BYU (11/18/23)\*#  
100, Julian Wilson vs. Tennessee (9/13/14)\*#  
97, Derrick Strait at Texas Tech (11/22/03)  
85, Dominique Franks at Kansas (10/24/09)#  
85, J.T. Thatcher vs. Texas Tech (11/18/00)#  
80, Jordan Evans at West Virginia (11/19/16)#

#### Fumble Return

70, Nik Bonitto at Kansas State (10/2/21)\*  
69, Cory Heinecke at Air Force (9/1/01)#  
61, Reggie Smith vs. Miami (FL) (9/8/07)#  
56, Jamell Fleming vs. Texas (10/8/11)#  
53, Keenan Clayton vs. Texas Tech (11/22/08)

\* School record

# Play resulted in a touchdown

## TEAM

## OFFENSE

**First Downs**

44, vs. Oklahoma State (11/24/12)  
 41, at Iowa State (11/1/14)  
 39, vs. Missouri (12/6/08)  
 38, vs. Tulsa (9/19/15)  
 37, vs. Iowa State (10/16/10)

**Rushing Yards**

510, vs. Kansas (11/22/14)  
 510, at Iowa State (11/1/14)  
 435, vs. Florida (12/30/20)  
 405, vs. Texas Tech (10/24/15)  
 405, vs. Iowa State (11/16/13)  
 384, at Texas Tech (11/15/14)

**Rushing Attempts**

66, vs. Iowa State (10/19/02)  
 64, vs. TCU (11/23/19)  
 64, at West Virginia (11/19/16)  
 63, vs. Oklahoma State (12/6/14)  
 61, vs. Texas A&M (11/8/03)  
 61, vs. Texas Tech (11/23/02)

**Rushing Touchdowns**

8, vs. Florida A&M (9/8/12)  
 7, vs. Texas Tech (10/24/15)  
 7, vs. North Texas (9/1/07)  
 7, vs. Texas (10/7/00)  
 6, vs. Kansas (11/7/20)  
 6, at Texas Tech (10/31/20)  
 6, vs. Texas (10/13/12)  
 6, vs. Missouri (12/6/08)

**Passing Yards**

598, at Oklahoma State (11/4/17)  
 554, at West Virginia (11/17/12)  
 545, at Texas Tech (10/22/16)  
 520, at Kansas State (10/29/11)  
 512, vs. Oklahoma State (11/24/12)

**Pass Completions**

47, vs. Oklahoma State (11/24/12)  
 39, vs. Tulsa (9/3/11)  
 39, vs. Tulsa (11/3/01)  
 38, at West Virginia (11/17/12)  
 37, at Oklahoma State (11/27/10)  
 37, at Kansas State (10/29/11)

**Pass Attempts**

73, vs. Oklahoma State (11/24/12)  
 62, at Oklahoma State (11/27/10)  
 60, at Texas A&M (11/6/10)  
 58, at Nebraska (11/7/09)  
 55, vs. Texas Tech (10/22/11)

**Passing Touchdowns**

7, vs. Texas Tech (10/30/21)  
 7, at Texas Tech (10/22/16)  
 6, at Texas Tech (11/26/22)  
 6, vs. South Dakota (9/7/19)  
 6 vs. Baylor (9/29/18)  
 6, at West Virginia (11/17/12)  
 6, vs. Tulsa (9/19/09)  
 6, vs. Miami (FL) (9/8/07)  
 5, 26 times, MR: vs. West Virginia (11/11/23)

**Total Offense**

854, at Texas Tech (10/22/16)  
 785, at Oklahoma State (11/4/17)  
 773, vs. Tulsa (9/19/15)  
 751, at Iowa State (11/1/14)  
 733, vs. South Dakota (9/7/19)  
 710, at Kansas (10/31/15)  
 702, vs. Oklahoma State (11/10/18)  
 702, vs. Kansas State (10/27/18)

**Points**

79, vs. North Texas (9/1/07)  
 77, vs. Texas A&M (11/8/03)  
 76, vs. Western Carolina (9/11/21)  
 73, vs. Arkansas State (9/2/23)  
 70, vs. South Dakota (9/7/19)  
 69, vs. TCU (11/24/23)  
 69, vs. Florida A&M (9/8/12)  
 68, vs. UTEP (9/14/02)  
 66, at Tulsa (9/16/23)  
 66, at Texas Tech (10/22/16)  
 66, at Texas A&M (11/8/08)

## DEFENSE

**Fewest First Downs Allowed**

1, vs. Chattanooga (8/30/08)  
 3, vs. Colorado (12/4/04)  
 3, vs. Texas A&M (11/8/03)  
 5, vs. Colorado (10/21/06)  
 5, vs. Iowa State (10/19/02)  
 5, vs. Texas A&M (11/10/01)

**Fewest Rush Yards Allowed**

-48, at Baylor (11/18/06)  
 -22, vs. Idaho State (9/12/09)  
 -7, at Texas Tech (11/17/01)  
 -7, vs. Texas (10/7/00)  
 -4, vs. Colorado (12/4/04)

**Fewest Pass Yards Allowed**

13, vs. Arkansas (11/1/02)  
 16, at Kansas (10/19/13)  
 20, vs. Chattanooga (8/30/08)  
 25, at Baylor (11/4/00)  
 32, vs. Texas A&M (11/8/03)  
 40, vs. Army (9/22/18)

**Fewest Completions Allowed**

2, vs. Arkansas (11/1/02)  
 3, vs. Army (9/22/18)  
 3, vs. Chattanooga (8/30/08)  
 3, vs. Colorado (10/21/06)  
 4, vs. Texas A&M (11/8/03)  
 4, vs. Iowa State (10/19/02)

**Fewest Total Yards Allowed**

36, vs. Chattanooga (8/30/08)  
 44, vs. Idaho State (9/12/09)  
 46, vs. Colorado (12/4/04)  
 50, vs. Arkansas (11/1/02)  
 54, vs. Texas A&M (11/8/03)

**Fewest Points Allowed**

0, 15 times, MR: vs. Western Carolina (9/11/21)

**Most Sacks Recorded**

9, vs. Kansas (11/7/20)  
 9, vs. Texas (10/12/19)  
 9, vs. Arkansas (11/1/02)  
 9, at Nebraska (10/29/05)  
 8, vs. Texas (10/8/11)  
 7, 8 times, MR: vs. Iowa State (11/20/21)

**Most Tackles for Loss Recorded**

17, vs. Idaho State (9/12/09)  
 16, vs. Texas (10/8/11)  
 15, at Tulsa (9/16/23)  
 15, vs. Baylor (12/7/19)  
 15, vs. Texas (10/12/19)  
 15, vs. Oklahoma State (11/26/05)  
 14, 3 times, MR: vs. Kent State (9/10/22)

**Most Interceptions Recorded**

5, at Tulsa (9/16/23)  
 5, at Texas Tech (11/22/03)  
 5, vs. Kansas (9/30/00)  
 4, vs. Oklahoma State (11/19/22)  
 4, vs. Texas Tech (10/24/15)  
 4, vs. Texas (10/6/01)  
 3, 26 times, MR: at Iowa State (10/29/22)

**Most Turnovers Forced**

7, vs. Kansas (9/30/00)  
 7, vs. UTEP (9/2/00)  
 6, vs. Texas (10/11/03)  
 5, 11 times, MR: at Tulsa (9/16/23)

**2024 RESULTS** (OVERALL: 4-4 | SEC: 1-4 | HOME: 3-2 | AWAY: 1-1 | NEUTRAL: 0-1)

Date	CFP/AP/C	Opponent (Rank)	TV	Site	Result	Attend.	Top Passer	Top Rusher	Top Receiver	Top Tackler
8/30	(NA/16/16)	Temple	ESPN	Norman	W, 51-3	83,329	Arnold (17-25-141-0, 4 TD)	Tatum (5-69-1)	Burks (6-36-3)	Stutsman (6)
9/7	(NA/15/13)	Houston	SECN	Norman	W, 16-12	83,653	Arnold (19-32-174-1, 2 TD)	Barnes (12-40-0)	Burks (9-53-0)	Stutsman (15)
9/14	(NA/15/13)	Tulane	ESPN	Norman	W, 34-19	83,325	Arnold (18-29-169-1, 1 TD)	Arnold (14-97-2)	Burks (7-80-0)	Stutsman (12)
9/21	(NA/15/13)	Tennessee (NA/6/7)	ABC	Norman	L, 15-25	84,071	Hawkins Jr. (11-18-132-0, 1 TD)	Hawkins Jr. (12-22-0)	Pettaway (3-79-0)	Spears-Jennings (13)
9/28	(NA/21/18)	at Auburn	ABC	Auburn, Ala.	W, 27-21	88,043	Hawkins Jr. (11-15-161-0, 0 TD)	Hawkins Jr. (14-69-1)	Hester (3-86-0)	Bowman Jr. (8)
10/12	(NA/18/16)	vs. Texas (NA/1/1)	ABC	Dallas, Texas	L, 3-34	92,100	Hawkins Jr. (19-30-148-0, 0 TD)	Barnes (14-38-0)	Kearney (4-45-0)	Bowen, E. (8)
10/19		South Carolina	SECN	Norman	L, 9-35	83,331	Arnold (18-36-225-0, 1 TD)	Barnes (17-70-0)	Jordan (6-86-0)	Stutsman (16)
10/26		at Ole Miss (NA/18/18)	ESPN	Oxford, Miss.	L, 14-26	67,926	Arnold (22-31-182-0, 2 TD)	Barnes (16-67-0)	Sharp (8-53-1)	Stutsman (9)
11/2		Maine	SECN+	Norman						
11/9		at Missouri		Columbia, Mo.						
11/23		Alabama		Norman						
11/30		at LSU		Baton Rouge, La.						

**TEAM STATISTICS**

	OU	OPP
<b>SCORING</b>	<b>169</b>	<b>175</b>
Points Per Game	21.1	21.9
Points off Turnovers	56	47
<b>FIRST DOWNS</b>	<b>144</b>	<b>137</b>
Rushing	58	50
Passing	65	75
Penalty	21	12
<b>RUSHING YARDAGE</b>	<b>932</b>	<b>848</b>
Yards gained rushing	1261	1101
Yards lost rushing	329	253
Rushing Attempts	306	302
Average Per Rush	3.0	2.8
Average Per Game	116.5	106.0
TDs Rushing	7	7
<b>PASSING YARDAGE</b>	<b>1414</b>	<b>1813</b>
Comp-Att-Int	148-243-5	145-227-6
Average Per Pass	5.8	8.0
Average Per Catch	9.6	12.5
Average Per Game	176.8	226.6
TDs Passing	11	10
<b>TOTAL OFFENSE</b>	<b>2346</b>	<b>2661</b>
Total Plays	549	529
Average Per Play	4.3	5.0
Average Per Game	293.3	332.6
<b>KICK RETURNS: #-Yards</b>	<b>10-181</b>	<b>7-121</b>
<b>PUNT RETURNS: #-Yards</b>	<b>20-161</b>	<b>18-98</b>
<b>INT RETURNS: #-Yards</b>	<b>6-101</b>	<b>5-102</b>
<b>KICK RETURN AVERAGE</b>	<b>18.1</b>	<b>17.3</b>
<b>PUNT RETURN AVERAGE</b>	<b>8.1</b>	<b>5.4</b>
<b>INT RETURN AVERAGE</b>	<b>16.8</b>	<b>20.4</b>
<b>FUMBLES-LOST</b>	<b>16-8</b>	<b>12-9</b>
<b>PENALTIES-Yards</b>	<b>48-431</b>	<b>60-512</b>
Average Per Game	53.9	64.0
<b>PUNTS-Yards</b>	<b>46-2115</b>	<b>44-2071</b>
Average Per Punt	46.0	47.1
Net Punt Average	44.0	41.6
<b>TIME OF POSSESSION/Game</b>	<b>28:32</b>	<b>31:29</b>
<b>3RD-DOWN Conversions</b>	<b>36-119</b>	<b>39-120</b>
3rd-Down Pct	30%	33%
<b>4TH-DOWN Conversions</b>	<b>8-19</b>	<b>5-12</b>
4th-Down Pct	42%	42%
<b>SACKS BY-Yards</b>	<b>26-167</b>	<b>38-234</b>
<b>MISC YARDS</b>	<b>0</b>	<b>0</b>
<b>TOUCHDOWNS SCORED</b>	<b>20</b>	<b>20</b>
<b>FIELD GOALS-ATTEMPTS</b>	<b>10-12</b>	<b>12-16</b>
<b>ON-SIDE KICKS</b>	<b>0-1</b>	<b>0-0</b>
<b>RED-ZONE SCORES</b>	<b>(21-25) 84%</b>	<b>(17-23) 74%</b>
<b>RED-ZONE TOUCHDOWNS</b>	<b>(15-25) 60%</b>	<b>(9-23) 39%</b>
<b>PAT-ATTEMPTS</b>	<b>(15-16) 94%</b>	<b>(15-17) 88%</b>
<b>2-PT CONVERSION ATTEMPTS</b>	<b>(1-4) 25%</b>	<b>(1-3) 33%</b>
<b>ATTENDANCE</b>	<b>417709</b>	<b>155969</b>
Games/Avg Per Game	5/83,542	2/77,985
Neutral Site Games		1/92100

**SCORE BY QUARTERS**

	1st	2nd	3rd	4th	OT	TOTAL
Oklahoma	51	48	15	55	—	169
Opponents	41	67	35	32	—	175

**RUSHING**

Name	G	Att	Gain	Loss	Net	Avg	TD	Long	Avg/G
Barnes, Jovantae	8	104	395	21	374	3.6	2	17	46.8
Tatum, Taylor	7	33	191	0	191	5.8	2	35	27.3
Arnold, Jackson	6	82	349	201	148	1.8	2	47	24.7
Hawkins Jr., Michael	5	49	193	80	113	2.3	1	48	22.6
Franklin, Sam	7	5	46	4	42	8.4	0	30	6.0
Sawchuk, Gavin	6	20	44	2	42	2.1	0	7	7.0
Burks, Deion	4	5	32	0	32	6.4	0	11	8.0
Hicks, Kalib	4	2	11	0	11	5.5	0	7	2.8
Sharp, Bauer	8	1	0	1	-1	-1.0	0	0	-0.1
TEAM	8	5	0	20	-20	-4.0	0	0	-2.5
<b>Total</b>	<b>8</b>	<b>306</b>	<b>1261</b>	<b>329</b>	<b>932</b>	<b>3.0</b>	<b>7</b>	<b>48</b>	<b>116.5</b>
<b>Opponents</b>	<b>8</b>	<b>302</b>	<b>1101</b>	<b>253</b>	<b>848</b>	<b>2.8</b>	<b>7</b>	<b>43</b>	<b>106.0</b>

**PASSING**

Name	G	Effic	Comp-Att-Int	Pct	Yds	TD	Long	Avg/G
Arnold, Jackson	6	122.7	101-169-3	59.8	945	10	54	157.5
Hawkins Jr., Michael	5	117.1	45-72-2	62.5	476	1	60	95.2
Elzinga, Luke	8	58.0	1-1-0	100.0	-5	0	0	-0.6
Tatum, Taylor	7	83.2	1-1-0	100.0	-2	0	0	-0.3
<b>Total</b>	<b>8</b>	<b>120.6</b>	<b>148-243-5</b>	<b>60.9</b>	<b>1414</b>	<b>11</b>	<b>60</b>	<b>176.8</b>
<b>Opponents</b>	<b>8</b>	<b>140.2</b>	<b>145-227-6</b>	<b>63.9</b>	<b>1813</b>	<b>10</b>	<b>66</b>	<b>226.6</b>

**RECEIVING**

Name	G	No	Yds	Avg	TD	Long	Avg/G
Sharp, Bauer	8	32	242	7.6	2	35	30.3
Burks, Deion	4	26	201	7.7	3	20	50.3
Barnes, Jovantae	8	16	104	6.5	1	19	13.0
Thompson, Brenen	8	15	184	12.3	2	54	23.0
Jordan, Jacob	3	12	124	10.3	1	27	41.3
Roberts, Jake	8	9	92	10.2	1	28	11.5
Hester, J.J.	8	9	153	17.0	0	60	19.1
Pettaway, Jaquaize	8	5	87	17.4	0	46	10.9
Kearney, Zion	7	5	57	11.4	0	15	9.5
Ragins, Zion	8	5	40	8.0	0	14	5.0
Sawchuk, Gavin	6	3	17	5.7	0	7	2.8
Tatum, Taylor	7	3	31	10.3	1	18	4.4
Robinson, Xavier	2	2	12	6.0	0	7	6.0
Carreon, Ivan	5	2	14	7.0	0	12	2.8
Anthony, Andre	1	1	4	4.0	0	4	4.0
Franklin, Sam	7	1	7	7.0	0	7	1.0
Farooq, Jalil	1	1	47	47.0	0	47	47.0
Arnold, Jackson	6	1	-2	-2.0	0	0	-0.3
<b>Total</b>	<b>8</b>	<b>148</b>	<b>1414</b>	<b>9.6</b>	<b>11</b>	<b>60</b>	<b>176.8</b>
<b>Opponents</b>	<b>8</b>	<b>145</b>	<b>1813</b>	<b>12.5</b>	<b>10</b>	<b>66</b>	<b>226.6</b>



**PUNT RETURNS**

Name	No.	Yds	Avg	TD	Long
Bowen, Peyton	17	147	8.6	0	24
Jordan, Devon	2	16	8.0	0	10
Bowman Jr., Billy	1	-2	-2.0	0	0
<b>Total</b>	<b>20</b>	<b>161</b>	<b>8.1</b>	<b>0</b>	<b>24</b>
<b>Opponents</b>	<b>18</b>	<b>98</b>	<b>5.4</b>	<b>0</b>	<b>55</b>

**KICK RETURNS**

Name	No.	Yds	Avg	TD	Long
Franklin, Sam	4	82	20.5	0	24
Tatum, Taylor	3	53	17.7	0	19
Bowman Jr., Billy	2	34	17.0	0	24
Jordan, Devon	1	12	12.0	0	12
<b>Total</b>	<b>10</b>	<b>181</b>	<b>18.1</b>	<b>0</b>	<b>24</b>
<b>Opponents</b>	<b>7</b>	<b>121</b>	<b>17.3</b>	<b>0</b>	<b>27</b>

**INTERCEPTIONS**

Name	No.	Yds	Avg	TD	Long
Bowman Jr., Billy	2	2	1.0	0	2
Lewis, Kip	1	63	63.0	1	63
Hardy, Jaydan	1	26	26.0	0	26
Walker, Kani	1	10	10.0	0	10
Spears-Jennings, Robert	1	0	0.0	0	0
<b>Total</b>	<b>6</b>	<b>101</b>	<b>16.8</b>	<b>1</b>	<b>63</b>
<b>Opponents</b>	<b>5</b>	<b>102</b>	<b>20.4</b>	<b>2</b>	<b>65</b>

**FUMBLE RETURNS**

Name	No.	Yds	Avg	TD	Long
Kanak, Jaren	1	21	21.0	1	21
Thomas, R Mason	1	8	8.0	0	8
Downs, Ethan	1	1	1.0	0	1
Bowman Jr., Billy	1	0	0.0	0	0
Carter, Lewis	1	0	0.0	0	0
Halton, Gracen	1	0	0.0	0	0
Hester, J.J.	1	0	0.0	0	0
Spears-Jennings, Robert	1	0	0.0	0	0
Terry, Da'Jon	1	0	0.0	0	0
<b>Total</b>	<b>9</b>	<b>30</b>	<b>3.3</b>	<b>1</b>	<b>21</b>
<b>Opponents</b>	<b>8</b>	<b>36</b>	<b>4.5</b>	<b>1</b>	<b>36</b>

**FIELD GOALS BY PLAYER**

Name	FGM-FGA	Pct.	01-19	20-29	30-39	40-49	50-99	Lg	Blk
Keltner, Tyler	7-9	77.8	0-0	2-2	2-2	2-4	1-1	50	0
Schmit, Zach	3-3	100.0	0-0	1-1	1-1	1-1	0-0	44	0

**FIELD GOALS SEQUENCE**

	Oklahoma	Opponents
Temple	(50),(42),(24)	(49)
Houston	45	(43),(44)
Tulane	(29),(39)	50
Tennessee	(37)	(27),(41),(32)
Auburn	(24),(39)	27,51
Texas	44,(42)	44,(41),(29)
South Carolina	(44)	(39),(33)
Ole Miss	—	(35),(42)
Maine		
Missouri		
Alabama		
LSU		

Numbers in (parentheses) indicate field goal was made

**PUNTING**

Name	No.	Yds.	Avg.	Long	TB	FC	I20	50+	Blkd
Elzinga, Luke	45	2076	46.1	63	2	14	17	16	0
Arnold, Jackson	1	39	39.0	39	0	0	1	0	0
<b>Total</b>	<b>46</b>	<b>2115</b>	<b>46.0</b>	<b>63</b>	<b>2</b>	<b>14</b>	<b>18</b>	<b>16</b>	<b>0</b>
<b>Opponents</b>	<b>44</b>	<b>2071</b>	<b>47.1</b>	<b>78</b>	<b>4</b>	<b>11</b>	<b>10</b>	<b>16</b>	<b>0</b>

**KICKOFFS**

Name	No.	Yds.	Avg.	TB	OB	Ret.	Net	YdLn
Schmit, Zach	38	2440	64.2	28	1			
<b>Total</b>	<b>38</b>	<b>2440</b>	<b>64.2</b>	<b>28</b>	<b>1</b>	<b>7</b>	<b>41.1</b>	<b>23</b>
<b>Opponents</b>	<b>40</b>	<b>2536</b>	<b>63.4</b>	<b>26</b>	<b>2</b>	<b>10</b>	<b>40.9</b>	<b>24</b>

**SCORING**

Name	TD	FGs	PAT Kick	PAT Rush	PAT Rcv	PAT Pass	DXP	Saf	Points
Keltner, Tyler	-	7-9	12-13	-	-	-	-	-	33
Burks, Deion	3	-	-	-	-	-	-	-	18
Barnes, Jovantae	3	-	-	-	-	-	-	-	18
Tatum, Taylor	3	-	-	-	-	-	-	-	18
Schmit, Zach	-	3-3	3-3	-	-	-	-	-	12
Sharp, Bauer	2	-	-	-	-	-	-	-	12
Thompson, Brenen	2	-	-	-	-	-	-	-	12
Arnold, Jackson	2	-	-	-	-	-	-	-	12
Hawkins Jr., Michael	1	-	-	1	-	-	-	-	8
Roberts, Jake	1	-	-	-	-	-	-	-	6
Kanak, Jaren	1	-	-	-	-	-	-	-	6
Lewis, Kip	1	-	-	-	-	-	-	-	6
Jordan, Jacob	1	-	-	-	-	-	-	-	6
Halton, Gracen	-	-	-	-	-	-	-	1	2
<b>Total</b>	<b>20</b>	<b>10-12</b>	<b>15-16</b>	<b>1</b>	<b>0</b>	<b>0</b>	<b>0</b>	<b>1</b>	<b>169</b>
<b>Opponents</b>	<b>20</b>	<b>12-16</b>	<b>15-17</b>	<b>1</b>	<b>0</b>	<b>0</b>	<b>0</b>	<b>1</b>	<b>175</b>

**ALL-PURPOSE YARDS**

Name	G	Rush	Rec	PR	KOR	IR	Tot	Avg/G
Barnes, Jovantae	8	374	104	0	0	0	478	59.8
Tatum, Taylor	7	191	31	0	53	0	275	39.3
Sharp, Bauer	8	-1	242	0	0	0	241	30.1
Burks, Deion	4	32	201	0	0	0	233	58.3
Thompson, Brenen	8	0	184	0	0	0	184	23.0
Hester, J.J.	8	0	153	0	0	0	153	19.1
Bowen, Peyton	8	0	0	147	0	0	147	18.4
Arnold, Jackson	6	148	-2	0	0	0	146	24.3
Franklin, Sam	7	42	7	0	82	0	131	18.7
Jordan, Jacob	3	0	124	0	0	0	124	41.3
Hawkins Jr., Michael	5	113	0	0	0	0	113	22.6
Roberts, Jake	8	0	92	0	0	0	92	11.5
Pettaway, Jaquize	8	0	87	0	0	0	87	10.9
Lewis, Kip	8	0	0	0	0	63	63	7.9
Sawchuk, Gavin	6	42	17	0	0	0	59	9.8
Kearney, Zion	7	0	57	0	0	0	57	9.5
Farooq, Jalil	1	0	47	0	0	0	47	47.0
Ragins, Zion	8	0	40	0	0	0	40	5.0
Bowman Jr., Billy	8	0	0	-2	34	2	34	4.3
Jordan, Devon	6	0	0	16	12	0	28	4.7
Hardy, Jaydan	8	0	0	0	0	26	26	3.3
Carreon, Ivan	5	0	14	0	0	0	14	2.8
Robinson, Xavier	2	0	12	0	0	0	12	6.0
Hicks, Kalib	4	11	0	0	0	0	11	2.8
Walker, Kani	8	0	0	0	0	10	10	1.3
Anthony, Andre	1	0	4	0	0	0	4	4.0
TEAM	8	-20	0	0	0	0	-20	-2.5
<b>Total</b>	<b>8</b>	<b>932</b>	<b>1414</b>	<b>161</b>	<b>181</b>	<b>101</b>	<b>2789</b>	<b>348.6</b>
<b>Opponents</b>	<b>8</b>	<b>848</b>	<b>1813</b>	<b>98</b>	<b>121</b>	<b>102</b>	<b>2982</b>	<b>372.8</b>

**TOTAL OFFENSE**

Name	G	Plays	Rush	Pass	Total	Avg/G
Arnold, Jackson	6	251	148	945	1093	182.2
Hawkins Jr., Michael	5	121	113	476	589	117.8
Barnes, Jovantae	8	104	374	0	374	46.8
Tatum, Taylor	7	34	191	-2	189	27.0
Franklin, Sam	7	5	42	0	42	6.0
Sawchuk, Gavin	6	20	42	0	42	7.0
Burks, Deion	4	5	32	0	32	8.0
Hicks, Kalib	4	2	11	0	11	2.8
Sharp, Bauer	8	1	-1	0	-1	-0.1
Elzinga, Luke	8	1	0	-5	-5	-0.6
TEAM	8	0	-20	0	-20	-2.5
<b>Total</b>	<b>8</b>	<b>549</b>	<b>932</b>	<b>1414</b>	<b>2346</b>	<b>293.3</b>
<b>Opponents</b>	<b>8</b>	<b>529</b>	<b>848</b>	<b>1813</b>	<b>2661</b>	<b>332.6</b>

## OFFENSIVE GAME-BY-GAME

### PASSING (Quarterbacks only)

#11 Jackson Arnold	Att	Comp	INT	Pct	Yards	TD	Long	Sack	Yds	Effic
Temple	25	17	0	68.0	141	4	47	3	13	168.2
Houston	32	19	1	59.4	174	2	33	3	11	119.4
Tulane	29	18	1	62.0	169	1	20	3	18	115.5
Tennessee	16	7	1	43.8	54	0	12	1	4	59.6
South Carolina	36	18	0	50.0	225	1	54	8	62	111.7
Ole Miss	31	22	0	71.0	182	2	20	8	49	141.6
<b>Totals</b>	<b>169</b>	<b>101</b>	<b>3</b>	<b>59.8</b>	<b>945</b>	<b>10</b>	<b>54</b>	<b>26</b>	<b>157</b>	<b>122.7</b>

#9 Michael Hawkins Jr.	Att	Comp	INT	Pct	Yards	TD	Long	Sack	Yds	Effic
Temple	4	2	0	50.0	17	0	10	0	0	93.6
Tennessee	18	11	0	61.1	132	1	46	2	23	141.0
Auburn	15	10	0	66.7	161	0	60	2	7	156.8
Texas	30	19	0	63.3	148	0	15	6	31	104.8
South Carolina	5	3	2	60.0	18	0	11	1	15	10.2
<b>Totals</b>	<b>72</b>	<b>45</b>	<b>2</b>	<b>62.5</b>	<b>476</b>	<b>1</b>	<b>60</b>	<b>11</b>	<b>76</b>	<b>117.1</b>

### RUSHING

Player	No-Yds/TD	TEM	HOU	TLN	TEN	AUB	UT	SCAR	OM	MAINE	MIZ	ALA	LSU
Barnes, Jovantae	104-374/2	5-33/0	12-40/0	14-53/0	8-12/1	18-61/1	14-38/0	17-70/0	16-67/0				
Arnold, Jackson	82-148/2	11-34/0	11-28/0	14-97/2	5--21/0	DNP	DNP	17--29/0	24-39/0				
Hawkins Jr., Michael	49-113/1	2-10/0	DNP	DNP	12-22/0	14-69/1	20-27/0	1-15/0	DNP				
Tatum, Taylor	33-191/2	5-69/1	1-6/0	9-27/1	3-14/0	DNP	2-17/0	4-16/0	9-42/0				
Sawchuk, Gavin	20-42/0	6-15/0	4-4/0	6-16/0	2--2/0	-	2-9/0	DNP	DNP				
Franklin, Sam	5-42/0	4-45/0	-	-	1--3/0	-	-	DNP	-				
Burks, Deion	5-32/0	3-14/0	-	-	2-18/0	DNP	DNP	DNP	DNP				
Hicks, Kalib	2-11/0	DNP	-	-	-	DNP	DNP	2-11/0	DNP				
Sharp, Bauer	1--1/0	-	-	-	-	-	-	-	1--1/0				

### RECEIVING

Player	No-Yds/TD	TEM	HOU	TLN	TEN	AUB	UT	SCAR	OM	MAINE	MIZ	ALA	LSU
Sharp, Bauer	32-242/2	5-47/1	1-5/0	4-28/0	4-36/0	4-43/0	3-21/0	3-9/0	8-53/1				
Burks, Deion	26-201/3	6-36/3	9-53/0	7-80/0	4-32/0	DNP	DNP	DNP	DNP				
Barnes, Jovantae	16-104/1	-	3-8/0	1-12/0	2-0/1	-	1-6/0	4-21/0	5-57/0				
Thompson, Brenen	15-184/2	4-15/0	2-43/1	-	2-18/0	2-30/0	3-19/0	2-59/1	-				
Jordan, Jacob	12-124/1	-	DNP	DNP	DNP	DNP	DNP	6-86/0	6-38/1				
Hester, JJ	9-153/0	-	-	-	-	3-86/0	1-4/0	4-44/0	1-19/0				
Roberts, Jake	9-92/1	-	3-51/1	1-5/0	2-11/0	-	1-12/0	1-5/0	1-8/0				
Pettaway, Jaquaize	5-87/0	-	-	-	3-79/0	1-2/0	1-6/0	-	-				
Kearney, Zion	5-57/0	-	DNP	1-12/0	DNP	-	4-45/0	-	-				
Ragins, Zion	5-40/0	1-7/0	1-14/0	1-13/0	1-10/0	-	-	1--4/0	-				
Tatum, Taylor	3-31/1	-	-	1-9/1	-	DNP	1-4/0	1-18/0	-				
Sawchuk, Gavin	3-17/0	-	-	2-10/0	-	-	1-7/0	DNP	DNP				
Carreon, Ivan	2-14/0	1-2/0	DNP	DNP	DNP	DNP	1-12/0	-	DNP				
Robinson, Xavier	2-12/0	DNP	DNP	DNP	DNP	DNP	2-12/0	DNP	-				
Farooq, Jalil	1-47/0	1-47/0	DNP	DNP	DNP	DNP	DNP	DNP	DNP				
Franklin, Sam	1-7/0	-	-	-	-	-	-	DNP	1-7/0				
Anthony, Andre	1-4/0	1-4/0	DNP	DNP	DNP	DNP	DNP	DNP	DNP				
Arnold, Jackson	1--2/0	-	-	1--2/0	-	DNP	DNP	-	-				

TEAM TOTALS

	Score	1st Downs	Rushing No-Yds-TD	Passing (C-A-I-Yds-TD)	Total Offense (Plays-Yds)	Punts No.-Avg.	Fumbles No.-Lost	Penalties No.-Yds	KO Ret. No.-Yds	Punt Ret. No.-Yds	Int. Ret. No.-Yds.	3rd-Down Conv.	Time of Poss.
Temple	3	13	36-69-0	12-25-2-128-0	61-197	6-43.8	4-4	8-46	3-55	1-(-5)	0-0	4 of 13	31:31
<b>Oklahoma</b>	<b>51</b>	<b>18</b>	<b>36-220-1</b>	<b>19-29-0-158-4</b>	<b>65-378</b>	<b>5-42.8</b>	<b>0-0</b>	<b>7-62</b>	<b>0-0</b>	<b>1-13</b>	<b>2-36</b>	<b>1 of 12</b>	<b>28:29</b>
Houston	12	18	35-58-0	24-28-1-260-1	63-318	6-40.7	1-1	8-70	1-19	3-(-10)	1-0	4 of 15	35:03
<b>Oklahoma</b>	<b>16</b>	<b>15</b>	<b>29-75-0</b>	<b>19-32-1-174-2</b>	<b>61-249</b>	<b>8-44.0</b>	<b>2-0</b>	<b>5-67</b>	<b>1-10</b>	<b>3-22</b>	<b>1-0</b>	<b>4 of 14</b>	<b>24:57</b>
Tulane	19	16	34-106-0	15-33-1-173-2	67-279	6-45.2	1-1	9-60	0-0	1-18	1-22	5 of 15	26:11
<b>Oklahoma</b>	<b>34</b>	<b>23</b>	<b>45-182-3</b>	<b>19-30-1-167-1</b>	<b>75-349</b>	<b>5-41.2</b>	<b>0-0</b>	<b>6-45</b>	<b>1-21</b>	<b>1-24</b>	<b>1-2</b>	<b>8 of 16</b>	<b>31:42</b>
Tennessee	25	14	52-151-1	13-21-0-194-1	73-345	8-48.4	2-2	10-82	1-0	2-12	1-17	6 of 19	35:41
<b>Oklahoma</b>	<b>15</b>	<b>16</b>	<b>34-36-1</b>	<b>18-34-1-186-1</b>	<b>68-222</b>	<b>7-51.0</b>	<b>4-2</b>	<b>3-32</b>	<b>0-0</b>	<b>5-30</b>	<b>0-0</b>	<b>3 of 15</b>	<b>24:28</b>
<b>Oklahoma</b>	<b>27</b>	<b>11</b>	<b>32-130-2</b>	<b>10-15-0-161-0</b>	<b>47-291</b>	<b>5-47.6</b>	<b>0-0</b>	<b>10-78</b>	<b>1-21</b>	<b>1-0</b>	<b>1-63-1</b>	<b>2 of 11</b>	<b>24:34</b>
at Auburn	21	26	43-144-0	21-32-1-338-3	75-482	3-49.3	1-0	7-61	1-27	2-12	0-0	4 of 14	35:26
vs. Texas	34	17	30-177-3	21-31-1-229-1	61-406	3-44.3	1-0	5-57	0-0	4-70	0-0	5 of 13	27:53
<b>Oklahoma</b>	<b>3</b>	<b>18</b>	<b>39-89-0</b>	<b>19-30-0-148-0</b>	<b>69-237</b>	<b>6-47.7</b>	<b>2-2</b>	<b>7-49</b>	<b>3-52</b>	<b>2-19</b>	<b>1-0</b>	<b>4 of 15</b>	<b>32:07</b>
South Carolina	35	15	41-74-1	17-27-0-180-1	68-254	8-51.6	0-0	6-42	1-20	2-10	2-63-1	6 of 18	31:47
<b>Oklahoma</b>	<b>9</b>	<b>19</b>	<b>41-53-0</b>	<b>22-42-2-238-1</b>	<b>83-291</b>	<b>5-46.6</b>	<b>6-2</b>	<b>3-27</b>	<b>2-34</b>	<b>4-23</b>	<b>0-0</b>	<b>6 of 19</b>	<b>28:13</b>
<b>Oklahoma</b>	<b>14</b>	<b>24</b>	<b>50-147-0</b>	<b>22-31-0-182-2</b>	<b>81-329</b>	<b>5-45.6</b>	<b>2-2</b>	<b>7-71</b>	<b>2-43</b>	<b>3-30</b>	<b>0-0</b>	<b>8 of 18</b>	<b>33:45</b>
at Ole Miss	26	18	31-69-2	22-30-0-311-1	61-380	4-53.0	2-1	7-94	0-0	3-9	0-0	5 of 13	26:15
Maine													
<b>Oklahoma</b>													
<b>Oklahoma</b>													
at Missouri													
Alabama													
<b>Oklahoma</b>													
<b>Oklahoma</b>													
at LSU													

STARTING LINEUPS

OFFENSE	QB	RB	TE	WR/TE/RB	WR	WR	LT	LG	C	RG	RT
TEMPLE	Arnold	Sawchuk	Sharp	Farooq	Burks	Thompson	Sexton	Hatchett	Hickman	Nwaiwu	Tarquin
HOUSTON	Arnold	Sawchuk	Sharp	Roberts	Burks	Thompson	Tarquin	Sexton	Bates	Nwaiwu	Taylor
TULANE	Arnold	Sawchuk	Sharp	Ragins	Burks	Thompson	Howland	Sexton	Bates	Nwaiwu	Tarquin
TENNESSEE	Arnold	Barnes	Sharp	Tatum	Burks	Anderson	Sexton	Ozaeta	Hickman	Nwaiwu	Tarquin
at Auburn	Hawkins Jr.	Barnes	Sharp	Roberts	Ragins	Thompson	Tarquin	Sexton	Hickman	Nwaiwu	Taylor
vs. Texas	Hawkins Jr.	Barnes	Sharp	Hester	Pettaway	Thompson	Tarquin	Sexton	Hickman	Nwaiwu	Taylor
SOUTH CAROLINA	Hawkins Jr.	Barnes	Sharp	Hester	Ragins	Thompson	Sexton	Ozaeta	Everett	Nwaiwu	Taylor
at Ole Miss	Arnold	Barnes	Sharp	Roberts	Hester	Thompson	Sexton	Ozaeta	Everett	Nwaiwu	Tarquin

MAINE

at Missouri

ALABAMA

at LSU

DEFENSE	DE/NB	NG	DT	DE	MLB	WLB	CHEETAH	CB	FS	SS	CB
TEMPLE	Thomas	Williams	Jackson	Downs	Stutsman	Lewis	Dolby	Malone	Bowen	Bowman Jr.	Walker
HOUSTON	Thomas	Williams	Jackson	Downs	Stutsman	Lewis	Dolby	Washington	Bowen	Bowman Jr.	Walker
TULANE	Thomas	Williams	Halton	Downs	Stutsman	McKinzie	Washington	Malone	Spears-Jennings	Bowman Jr.	Walker
TENNESSEE	Spears-Jennings	Williams	Terry	Downs	Stutsman	Lewis	Dolby	Malone	Bowen	Bowman Jr.	Walker
at Auburn	Thomas	Williams	Jackson	Downs	Stutsman	Lewis	Omosigho	Malone	Spears-Jennings	Bowman Jr.	Walker
vs. Texas	Bowen, P.	Williams	Jackson	Downs	Stutsman	Lewis	Omosigho	Bowen, E.	Spears-Jennings	Bowman Jr.	Walker
SOUTH CAROLINA	Thomas	Williams	Halton	Downs	Stutsman	Lewis	Kanak	Bowen, E.	Spears-Jennings	Bowman Jr.	Walker
at Ole Miss	Thomas	Williams	Halton	Downs	Stutsman	Lewis	McCullough	Bowen, E.	Spears-Jennings	Bowman Jr.	Walker

MAINE

at Missouri

ALABAMA

at LSU

### 3RD-DOWN CONVERSIONS

Date	Opponent	Score	Overall		1st Qtr		2nd Qtr		3rd Qtr		4th Qtr		OT	
Aug. 30	TEMPLE	W, 51-3	1-12	8.3%	0-3	0.0%	0-4	0.0%	0-3	0.0%	1-2	50.0%	—	—
Sept. 7	HOUSTON	W, 16-12	4-14	28.6%	0-2	0.0%	2-5	0.0%	1-2	50.0%	1-5	20.0%	—	—
Sept. 14	TULANE	W, 34-19	8-16	50.0%	5-6	83.3%	1-2	50.0%	1-3	33.3%	1-5	20.0%	—	—
Sept. 21	TENNESSEE	L, 15-25	3-15	20.0%	1-4	25.0%	0-3	0.0%	0-3	0.0%	2-5	40.0%	—	—
Sept. 28	at Auburn	W, 27-21	2-10	20.0%	1-3	33.3%	0-2	0.0%	1-3	33.3%	0-2	0.0%	—	—
Oct. 12	vs. TEXAS	L, 3-34	4-15	26.7%	1-4	25.0%	0-2	0.0%	0-2	0.0%	3-7	42.9%	—	—
Oct. 19	S. CAROLINA	L, 9-35	6-19	31.6%	1-4	25.0%	1-5	20.0%	3-4	75.0%	1-6	16.7%	—	—
Oct. 26	at Ole Miss	L, 14-26	8-18	44.4%	3-4	75.0%	4-5	80.0%	1-4	25.0%	0-5	0.0%	—	—
Nov. 2	MAINE													
Nov. 9	at Missouri													
Nov. 23	ALABAMA													
Nov. 30	at LSU													

### 4TH-DOWN CONVERSIONS

Date	Opponent	Score	Overall		1st Qtr		2nd Qtr		3rd Qtr		4th Qtr		OT	
Aug. 30	TEMPLE	W, 51-3	3-3	100.0%	1-1	100.0%	2-2	100.0%	0-0	0.0%	0-0	0.0%	—	—
Sept. 7	HOUSTON	W, 16-12	0-0	0.0%	0-0	0.0%	0-0	0.0%	0-0	0.0%	0-0	0.0%	—	—
Sept. 14	TULANE	W, 34-19	0-0	0.0%	0-0	0.0%	0-0	0.0%	0-0	0.0%	0-0	0.0%	—	—
Sept. 21	TENNESSEE	L, 15-25	1-3	33.3%	0-1	0.0%	0-0	0.0%	0-0	0.0%	1-2	50.0%	—	—
Sept. 28	at Auburn	W, 27-21	0-1	0.0%	0-0	0.0%	0-0	0.0%	0-0	0.0%	0-1	0.0%	—	—
Oct. 12	vs. TEXAS	L, 3-34	1-2	50.0%	0-0	0.0%	0-0	0.0%	0-0	0.0%	1-2	50.0%	—	—
Oct. 19	S. CAROLINA	L, 9-35	1-5	20.0%	0-0	0.0%	0-1	0.0%	0-0	0.0%	1-4	25.0%	—	—
Oct. 26	at Ole Miss	L, 14-26	2-5	40.0%	0-1	0.0%	0-0	0.0%	0-0	0.0%	2-4	50.0%	—	—
Nov. 2	MAINE													
Nov. 9	at Missouri													
Nov. 23	ALABAMA													
Nov. 30	at LSU													

### TIME OF POSSESSION

Date	Opponent	Score	Overall	1st Qtr	2nd Qtr	3rd Qtr	4th Qtr
Aug. 30	TEMPLE	W, 51-3	28:29	7:16	8:12	6:36	6:25
Sept. 7	HOUSTON	W, 16-12	24:57	3:48	7:35	4:36	8:58
Sept. 14	TULANE	W, 34-19	31:42	7:05	7:19	8:30	8:48
Sept. 21	TENNESSEE	L, 15-25	24:28	8:34	3:16	3:21	9:17
Sept. 28	at Auburn	W, 27-21	24:34	3:22	7:30	8:33	5:09
Oct. 12	vs. TEXAS	L, 3-34	32:07	9:53	6:12	4:47	11:15
Oct. 19	S. CAROLINA	L, 9-35	28:13	7:36	8:35	4:09	7:53
Oct. 26	at Ole Miss	L, 14-26	33:45	9:06	7:46	6:45	10:08
Nov. 2	MAINE						
Nov. 9	at Missouri						
Nov. 23	ALABAMA						
Nov. 30	at LSU						

### OU GIVEAWAYS/TAKEAWAYS

Game	Giveaways			Takeaways			Dif.
	Fum	Int	Tot	Fum	Int	Tot	
TEMPLE	0	0	0	4	2	6	+6
HOUSTON	0	1	1	1	1	2	+1
TULANE	0	1	1	1	1	2	+1
TENNESSEE	2	1	3	2	0	2	-1
at Auburn	0	0	0	0	1	1	+1
vs. TEXAS	2	0	2	0	1	1	-1
S. CAROLINA	2	2	4	0	0	0	-4
at Ole Miss	2	0	2	1	0	1	-1
MAINE							
at Missouri							
ALABAMA							
at LSU							
<b>Total</b>	<b>8</b>	<b>5</b>	<b>13</b>	<b>9</b>	<b>6</b>	<b>15</b>	<b>+2</b>

### FUMBLES

Name	No.- Lost
Arnold, Jackson	7-4
Tatum, Taylor	3-2
Hawkins Jr., Michael	3-2
Bowen, Peyton	1-0
Bowman Jr., Billy	1-0
Hicks, Kalib	1-0
<b>Total</b>	<b>16-8</b>

### OPENING DRIVES — OFFENSE

Game	1st Half	2nd Half
TEMPLE	Touchdown	Punt
HOUSTON	Punt	Interception
TULANE	Touchdown	Field Goal
TENNESSEE	Downs	Punt
at Auburn	Touchdown	Punt
vs. TEXAS	Missed FG	Punt
S. CAROLINA	Interception	Touchdown
at Ole Miss	Downs	Punt
MAINE		
at Missouri		
ALABAMA		
LSU		

### OPENING DRIVES — DEFENSE

Game	1st Half	2nd Half
TEMPLE	Punt	Punt
HOUSTON	Field Goal	Touchdown
TULANE	Punt	Touchdown
TENNESSEE	Punt	Punt
at Auburn	Punt	Punt
vs. TEXAS	Interception	Downs
S. CAROLINA	Touchdown	Punt
at Ole Miss	Touchdown	Touchdown
MAINE		
at Missouri		
ALABAMA		
LSU		

### OU ON PREGAME COIN FLIPS

Game	Result	Score
TEMPLE	Lost (Kicked)	W, 51-3
HOUSTON	Lost (Received)	W, 16-12
TULANE	Won (Kicked)	W, 34-19
TENNESSEE	Lost (Received)	L, 15-25
at Auburn	Won (Kicked)	W, 27-21
vs. TEXAS	Lost (Kicked)	L, 3-34
S. CAROLINA	Lost (Received)	L, 9-35
at Ole Miss	Won (Kicked)	L, 14-26
MAINE		
at Missouri		
ALABAMA		
LSU		

## DEFENSIVE LEADERS

No.	Name	GP	Solo	Ast	Total	TFL-Yds	Sacks-Yards	Int-Yds	BrUp	QBH	Rcv-Yds	FF	Block	Saf
28	Stutsman, Danny	8	33	38	71	6.5-11	.	.	.	3	.	.	.	.
3	Spears-Jennings, Robert	8	35	15	50	4-23	2.5-22	1-0	.	.	1-0	3	.	.
10	Lewis, Kip	8	24	18	42	4-5	.	1-63	.	.	.	.	.	.
2	Bowman Jr., Billy	8	22	12	34	1.5-2	.	2-2	1	1	1-0	.	.	.
22	Bowen, Peyton	8	12	11	23	0.5-1	.	.	.	.	.	.	.	.
26	Walker, Kani	8	17	5	22	1-1	.	1-10	5	.	.	.	.	.
24	Omosigho, Sammy	8	12	10	22	4.5-8	.	.	1	2	.	.	.	.
52	Williams, Dameron	8	9	12	21	2.5-7	1-5	.	.	1	.	.	.	.
65	Jackson, Jayden	8	6	12	18	1-2	1-2	.	1	.	.	.	.	.
5	Washington, Woodi	7	8	10	18	.	.	.	.	.	.	.	.	.
11	McKinzie, Kobie	8	9	9	18	2.5-8	1-6	.	1	1	.	.	.	.
56	Halton, Gracen	8	11	7	18	5-37	4-32	.	.	2	1-0	1	.	1
4	Malone, Dez	7	13	4	17	1.5-3	.	.	2	.	.	.	.	.
23	Bowen, Eli	6	13	4	17	1-1	.	.	1	.	.	.	.	.
20	Carter, Lewis	8	13	3	16	2-8	.	.	.	.	1-0	1	.	.
40	Downs, Ethan	8	12	4	16	5-25	3-22	.	2	1	1-1	1	.	.
95	Terry, Da'Jon	8	7	8	15	2-4	0.5-1	.	.	.	1-0	.	.	.
32	Mason, R Mason	8	8	6	14	7.5-43	6-41	.	1	7	1-8	1	.	.
30	Ford, Trace	8	9	3	12	4-16	1.5-7	.	1	.	.	2	.	.
7	Kanak, Jaren	8	1	9	10	.	.	.	.	.	1-21	.	.	.
15	Dolby, Kendel	3	7	3	10	1-2	1-2	.	1	1	.	.	.	.
19	Johnson, Jacobe	8	8	1	9	.	.	.	.	.	.	.	.	.
90	Woullard, Caiden	8	3	6	9	2-6	1-4	.	1	1	.	.	.	.
1	McCullough, Dasan	3	5	2	7	1-2	.	.	.	.	.	.	.	.
25	Boganowski, Michael	8	3	2	5	.	.	.	.	.	.	.	.	.
38	Heinecke, Owen	8	3	1	4	.	.	.	.	.	.	.	.	.
34	Adebawore, Adepoju	7	2	2	4	1.5-17	1-13	.	.	.	.	.	.	.
0	Stone, David	8	1	3	4	1-4	.	.	.	.	.	.	.	.
50	Anderson, Ben	8	1	1	2	.	.	.	.	.	.	.	.	.
47	Nesta, James	1	1	1	2	.	.	.	.	.	.	.	.	.
13	Hester, JJ	8	2	.	2	1-14	.	.	.	.	1-0	1	.	.
14	Hardy, Jaydan	8	1	1	2	.	.	1-26	.	.	.	.	.	.
99	Strong, Markus	1	2	.	2	2-7	2-7	.	.	.	.	.	.	.
55	Sanders, Ashton	7	.	1	1	0.5-3	0.5-3	.	.	.	.	.	.	.
13	Powers III, Reggie	7	1	.	1	.	.	.	.	.	.	.	.	.
6	Burks, Deion	4	1	.	1	.	.	.	.	.	.	.	.	.
21	Newcombe, Jeremiah	2	.	1	1	.	.	.	.	.	.	.	.	.
96	Sears, Davon	2	.	1	1	.	.	.	.	.	.	.	.	.
8	Vickers, Makari	4	1	.	1	.	.	.	.	.	.	.	.	.
10	Sharp, Bauer	8	1	.	1	.	.	.	.	.	.	.	.	.
34	Schmit, Zach	8	1	.	1	.	.	.	.	.	.	.	.	.
80	Kysar, Bergin	1	1	.	1	.	.	.	.	.	.	.	.	.
	<b>Totals</b>	<b>8</b>	<b>319</b>	<b>226</b>	<b>545</b>	<b>66-260</b>	<b>26-167</b>	<b>6-101</b>	<b>18</b>	<b>20</b>	<b>9-30</b>	<b>10</b>	<b>0</b>	<b>1</b>
	<b>Opponents</b>	<b>8</b>	<b>349</b>	<b>206</b>	<b>555</b>	<b>71-322</b>	<b>38-234</b>	<b>5-102</b>	<b>20</b>	<b>17</b>	<b>8-36</b>	<b>12</b>	<b>0</b>	<b>1</b>

## DEFENSIVE GAME-BY-GAME

## TACKLES

Player	UA-A	Total	TEM	HOU	TLN	TEN	AUB	UT	SCAR	OM	MAINE	MIZ	ALA	LSU
Stutsman, Danny	33-38	71	3-3	12-3	6-6	0-3	1-3	2-4	5-11	4-5				
Spears-Jennings, Robert	35-15	50	3-1	4-1	6-1	7-6	4-2	5-0	3-3	3-1				
Lewis, Kip	24-18	42	3-1	2-2	0-1	4-3	4-1	3-3	2-6	6-1				
Bowman Jr., Billy	22-12	34	3-0	4-1	3-0	0-4	7-1	1-0	0-3	4-3				
Bowen, Peyton	12-11	23	-	0-1	1-0	0-7	4-1	4-0	2-2	1-0				
Walker, Kani	17-5	22	2-1	-	3-1	3-2	2-1	1-0	3-0	3-0				
Omosigho, Sammy	12-10	22	1-2	5-0	2-2	0-4	2-1	-	1-1	1-0				
Williams, Damonic	9-12	21	0-2	1-1	1-2	4-0	1-0	2-2	0-4	0-1				
Halton, Gracen	11-7	18	2-1	2-0	2-0	1-0	1-0	1-1	2-1	0-4				
McKinzie, Kobie	9-9	18	1-0	1-1	1-3	-	3-3	1-1	2-0	0-1				
Washington, Woodi	8-10	18	DNP	2-4	-	2-1	2-4	1-0	-	1-1				
Jackson, Jayden	6-12	18	1-0	0-1	1-1	1-2	-	0-5	2-2	1-1				
Malone, Dez	13-4	17	1-0	2-0	1-0	2-1	3-1	0-1	DNP	4-1				
Bowen, Eli	13-4	17	DNP	DNP	-	2-0	2-0	5-3	3-0	1-1				
Carter, Lewis	13-3	16	3-1	2-0	-	6-0	1-0	1-1	0-1	-				
Downs, Ethan	12-4	16	2-0	0-2	1-1	2-0	1-1	3-0	2-0	1-0				
Terry, Da'Jon	7-8	15	1-0	0-2	3-1	1-1	0-1	1-2	-	1-1				
Mason, R Mason	8-6	14	2-1	0-1	3-0	0-1	3-1	-	0-1	0-1				
Ford, Trace	9-3	12	-	-	-	3-0	4-1	-	1-2	1-0				
Dolby, Kendel	7-3	10	2-0	4-1	DNP	1-2	DNP	DNP	DNP	DNP				
Kanak, Jaren	1-9	10	0-2	0-3	0-1	-	-	0-1	1-2	-				
Johnson, Jacobe	8-1	9	3-1	2-0	1-0	-	-	-	2-0	-				
Woullard, Caiden	3-6	9	-	1-0	-	0-1	1-1	0-1	0-2	1-1				
McCullough, Dasan	5-2	7	DNP	DNP	DNP	DNP	DNP	1-0	0-1	4-1				
Boganowski, Michael	3-2	5	1-0	0-1	-	-	1-1	1-0	-	-				
Heinecke, Owen	3-1	4	2-0	-	-	-	-	1-0	0-1	-				
Adebawore, Adepoju	2-2	4	-	-	-	DNP	-	0-1	2-1	-				
Stone, David	1-3	4	0-2	-	-	1-0	-	-	0-1	-				
Hester, J.J.	2-0	2	-	-	-	1-0	-	-	-	1-0				
Strong, Markus	2-0	2	2-0	DNP	DNP	DNP	DNP	DNP	DNP	DNP				
Hardy, Jaydan	1-1	2	-	0-1	-	1-0	-	-	-	-				
Nesta, James	1-1	2	1-1	DNP	DNP	DNP	DNP	DNP	DNP	DNP				
Anderson, Ben	1-1	2	-	-	-	-	1-0	-	0-1	-				
Burks, Deion	1-0	1	-	1-0	-	-	DNP	DNP	DNP	DNP				
Vickers, Makari	1-0	1	DNP	DNP	DNP	-	-	1-0	-	DNP				
Sharp, Bauer	1-0	1	-	-	-	-	-	1-0	-	-				
Powers III, Reggie	1-0	1	-	-	DNP	-	-	1-0	-	-				
Schmit, Zach	1-0	1	-	-	-	-	1-0	-	-	-				
Kysar, Bergin	1-0	1	1-0	DNP	DNP	DNP	DNP	DNP	DNP	DNP				
Newcombe, Jeremiah	0-1	1	0-1	DNP	DNP	DNP	DNP	DNP	-	DNP				
Sanders, Ashton	0-1	1	0-1	-	-	-	-	-	-	DNP				
Sears, Davon	0-1	1	0-1	-	DNP	DNP	DNP	DNP	DNP	DNP				

## DEFENSIVE GAME-BY-GAME

### TACKLES FOR LOSS

Player	UA-A	Total	TEM	HOU	TLN	TEN	AUB	UT	SCAR	OM	MAINE	MIZ	ALA	LSU
Thomas, R Mason	6-3	7.5	1.0-1	-	3.0-17	0.5-1	2.0-19	-	0.5-4	0.5-1				
Stutsman, Danny	4-5	6.5	-	1.0-1	0.5-1	-	0.5-1	1.5-3	1.5-1	1.5-4				
Downs, Ethan	5-0	5.0	1.0-7	-	1.0-2	-	-	1.0-6	1.0-9	1.0-1				
Halton, Gracen	4-2	5.0	1.5-9	2.0-16	-	-	-	-	1.5-12	-				
Omosigho, Sammy	4-1	4.5	0.5-1	2.0-4	-	-	1.0-2	-	1.0-1	-				
Spears-Jennings, Robert	3-2	4.0	-	1.0-1	0.5-0	1.0-9	1.0-9	-	0.5-4	-				
Lewis, Kip	3-2	4.0	0.5-0	-	-	-	1.0-2	1.0-1	0.5-1	1.0-1				
Ford, Trace	3-2	4.0	-	-	-	2.0-7	1.0-1	-	1.0-8	-				
McKinzie, Kobie	2-1	2.5	-	-	1.0-1	-	1.0-6	-	-	0.5-1				
Williams, Damic	2-1	2.5	-	1.0-5	-	1.0-1	-	-	0.5-1	-				
Carter, Lewis	2-0	2.0	-	-	-	2.0-8	-	-	-	-				
Strong, Markus	2-0	2.0	2.0-7	DNP	DNP	DNP	DNP	DNP	DNP	DNP				
Woullard, Caiden	1-2	2.0	-	-	-	-	-	0.5-1	-	1.5-5				
Terry, Da'Jon	0-4	2.0	-	-	-	0.5-1	0.5-1	1.0-2	-	-				
Bowman Jr., Billy	1-1	1.5	1.0-1	-	-	-	-	-	-	0.5-1				
Malone, Dez	1-1	1.5	-	-	1.0-2	-	-	-	DNP	0.5-1				
Adebawore, Adepoju	1-1	1.5	-	-	-	DNP	-	-	1.5-17	-				
Stone, David	1-0	1.0	-	-	-	1.0-4	-	-	-	-				
McCullough, Dasan	1-0	1.0	DNP	DNP	DNP	DNP	DNP	-	-	1.0-2				
Hester, J.J.	1-0	1.0	-	-	-	-	-	-	-	1.0-14				
Dolby, Kendel	1-0	1.0	1.0-2	-	DNP	-	DNP	DNP	DNP	DNP				
Bowen, Eli	1-0	1.0	DNP	DNP	-	-	-	1.0-1	-	-				
Walker, Kani	1-0	1.0	-	-	-	1.0-1	-	-	-	-				
Jackson, Jayden	1-0	1.0	-	-	-	-	-	-	1.0-2	-				
Bowen, Peyton	0-1	0.5	-	-	-	-	-	-	0.5-1	-				
Sanders, Ashton	0-1	0.5	0.5-3	-	-	-	-	-	-	DNP				

### SACKS

Player	UA-A	Total	TEM	HOU	TLN	TEN	AUB	UT	SCAR	OM	MAINE	MIZ	ALA	LSU
Thomas, R Mason	5-2	6	-	-	3-17	0.5-1	2-19	-	0.5-4	-				
Halton, Gracen	3-2	4	1.5-9	1-11	-	-	-	-	1.5-12	-				
Downs, Ethan	3-0	3	1-7	-	-	-	-	1-6	1-9	-				
Spears-Jennings, Robert	2-1	2.5	-	-	-	1-9	1-9	-	0.5-4	-				
Strong, Markus	2-0	2	2-7	DNP	DNP	DNP	DNP	DNP	DNP	DNP				
Ford, Trace	1-1	1.5	-	-	-	1-3	-	-	0.5-4	-				
McKinzie, Kobie	1-0	1	-	-	-	-	1-6	-	-	-				
Dolby, Kendel	1-0	1	1-2	-	DNP	-	DNP	DNP	DNP	DNP				
Adebawore, Adepoju	1-0	1	-	-	-	DNP	-	-	1-13	-				
Williams, Damic	1-0	1	-	1-5	-	-	-	-	-	-				
Jackson, Jayden	1-0	1	-	-	-	-	-	-	1-2	-				
Woullard, Caiden	1-0	1	-	-	-	-	-	-	-	1-4				
Sanders, Ashton	0-1	0.5	0.5-3	-	-	-	-	-	-	DNP				
Terry, Da'Jon	0-1	0.5	-	-	-	0.5-1	-	-	-	-				

**PARTICIPATION GAME-BY-GAME**

NO.	NAME	GP/GS	TEM	HOU	TLN	TEN	AUB	UT	SCAR	OM	MAINE	MIZ	ALA	LSU
34	Adebawore, Adepoju	7/0	XXX	XXX	XXX	...	XXX	XXX	XXX	XXX				
50	Anderson, Ben	8/0	XXX	XXX	XXX	XXX	XXX	XXX	XXX	XXX				
4	Anderson, Nic	1/1	...	...	...	START	...	...	...	...				
5	Anthony, Andre	1/0	XXX	...	...	...	...	...	...	...				
11	Arnold, Jackson	6/5	START	START	START	START	...	...	...	XXX	START			
2	Barnes, Jovantae	8/5	XXX	XXX	XXX	START	START	START	START	START				
64	Bates, Joshua	3/2	XXX	START	START	...	...	...	...	...				
25	Boganowski, Michael	8/0	XXX	XXX	XXX	XXX	XXX	XXX	XXX	XXX				
23	Bowen, Eli	6/3	...	...	XXX	XXX	XXX	START	START	START				
22	Bowen, Peyton	8/4	START	START	XXX	START	XXX	START	XXX	XXX				
2	Bowman Jr., Billy	8/8	START	START	START	START	START	START	START	START				
56	Brooks, Eugene	3/0	XXX	XXX	XXX	...	...	...	...	...				
58	Brown, Spencer	8/0	XXX	XXX	XXX	XXX	XXX	XXX	XXX	XXX				
6	Burks, Deion	4/4	START	START	START	START	...	...	...	...				
29	Calmus, Casen	1/0	XXX	...	...	...	...	...	...	...				
82	Carreon, Ivan	5/0	XXX	...	XXX	...	XXX	XXX	XXX	XXX				
20	Carter, Lewis	8/0	XXX	XXX	XXX	XXX	XXX	XXX	XXX	XXX				
15	Dolby, Kendel	3/3	START	START	...	START	...	...	...	...				
40	Downs, Ethan	8/8	START	START	START	START	START	START	START	START				
48	Elzinga, Luke	8/0	XXX	XXX	XXX	XXX	XXX	XXX	XXX	XXX				
52	Everett, Troy	3/2	...	...	...	...	...	XXX	START	START				
3	Farooq, Jalil	1/1	START	...	...	...	...	...	...	...				
30	Ford, Trace	8/0	XXX	XXX	XXX	XXX	XXX	XXX	XXX	XXX				
20	Franklin, Sam	7/0	XXX	XXX	XXX	XXX	XXX	XXX	...	XXX				
42	Gilmore, Wyatt	1/0	XXX	...	...	...	...	...	...	...				
56	Halton, Gracen	8/2	XXX	XXX	START	XXX	XXX	XXX	START	XXX				
14	Hardy, Jaydan	8/0	XXX	XXX	XXX	XXX	XXX	XXX	XXX	XXX				
66	Hatchett, Geirean	1/1	START	...	...	...	...	...	...	...				
9	Hawkins Jr., Michael	5/3	XXX	...	...	XXX	START	START	START	...				
38	Heinecke, Owen	8/0	XXX	XXX	XXX	XXX	XXX	XXX	XXX	XXX				
91	Heinig, Drew	1/0	XXX	...	...	...	...	...	...	...				
18	Helms, Kaden	3/0	XXX	...	XXX	...	...	...	XXX	...				
13	Hester, J.J.	8/3	XXX	XXX	XXX	XXX	XXX	START	START	START				
51	Hickman, Branson	4/4	START	...	...	START	START	START	...	...				
0	Hicks, Kalib	4/0	...	XXX	XXX	XXX	...	...	XXX	...				
93	Hodges, Ace	1/0	XXX	...	...	...	...	...	...	...				
71	Howland, Logan	8/1	XXX	XXX	START	XXX	XXX	XXX	XXX	XXX				
65	Jackson, Jayden	8/5	START	START	XXX	XXX	START	START	XXX	START				
19	Johnson, Jacobe	8/0	XXX	XXX	XXX	XXX	XXX	XXX	XXX	XXX				
12	Jordan, Devon	6/0	XXX	...	XXX	XXX	XXX	XXX	XXX	...				
88	Jordan, Jacob	3/0	XXX	...	...	...	...	...	XXX	XXX				
7	Kanak, Jaren	8/1	XXX	XXX	XXX	XXX	XXX	XXX	START	XXX				
7	Kearney, Zion	7/0	XXX	...	XXX	XXX	XXX	XXX	XXX	XXX				
98	Keltner, Tyler	5/0	XXX	XXX	XXX	XXX	...	XXX	...	...				
80	Kysar, Bergin	1/0	XXX	...	...	...	...	...	...	...				
10	Lewis, Kip	8/7	START	START	XXX	START	START	START	START	START				
48	Malaska, Jocelyn	1/0	XXX	...	...	...	...	...	...	...				
4	Malone, Dez	7/4	START	XXX	START	START	START	XXX	...	XXX				
1	McCullough, Dasan	3/1	...	...	...	...	...	XXX	XXX	XXX				
86	McIntyre, Kade	4/0	XXX	XXX	...	...	XXX	...	...	XXX				
11	McKinzie, Kobie	8/1	XXX	XXX	START	XXX	XXX	XXX	XXX	XXX				
47	Nesta, James	1/0	XXX	...	...	...	...	...	...	...				
21	Newcombe, J.	2/0	XXX	...	...	...	...	...	XXX	...				
54	Nwaiwu, Febechi	8/8	START	START	START	START	START	START	START	START				
16	Okoye, Danny	1/0	XXX	...	...	...	...	...	...	...				
24	Omosigho, Sammy	8/2	XXX	XXX	XXX	XXX	START	START	XXX	XXX				
77	Ozaeta, Heath	7/3	XXX	...	XXX	START	XXX	XXX	START	START				
17	Pettaway, Jaquaize	8/1	XXX	XXX	XXX	XXX	XXX	START	XXX	XXX				
55	Pierre-Louis, Eddy	1/0	XXX	...	...	...	...	...	...	...				
36	Plaster, Josh	8/0	XXX	XXX	XXX	XXX	XXX	XXX	XXX	XXX				
13	Powers III, Reggie	7/0	XXX	XXX	...	XXX	XXX	XXX	XXX	XXX				
81	Ragins, Zion	8/3	XXX	XXX	START	XXX	START	XXX	START	XXX				
87	Roberts, Jake	8/3	XXX	START	XXX	XXX	START	XXX	XXX	XXX				
21	Robinson, Xavier	2/0	...	...	...	...	...	XXX	...	XXX				
27	Rowe, Jayden	4/0	XXX	...	XXX	...	...	XXX	XXX	...				
55	Sanders, Ashton	7/0	XXX	XXX	XXX	XXX	XXX	XXX	XXX	...				
27	Sawchuk, Gavin	6/3	START	START	START	XXX	XXX	XXX	...	...				
34	Schmit, Zach	8/0	XXX	XXX	XXX	XXX	XXX	XXX	XXX	XXX				
39	Schuh, Peter	1/0	XXX	...	...	...	...	...	...	...				
96	Sears, Davon	2/0	XXX	XXX	...	...	...	...	...	...				
76	Sexton, Jacob	8/8	START	START	START	START	START	START	START	START				
10	Sharp, Bauer	8/8	START	START	START	START	START	START	START	START				
6	Smith II, Nigel	1/0	XXX	...	...	...	...	...	...	...				
35	Snyder, Jakeb	1/0	XXX	...	...	...	...	...	...	...				
3	Spears-Jennings, R.	8/6	XXX	XXX	START	START	START	START	START	START				
0	Stone, David	8/0	XXX	XXX	XXX	XXX	XXX	XXX	XXX	XXX				
99	Strong, Markus	1/0	XXX	...	...	...	...	...	...	...				
28	Stutsman, Danny	8/8	START	START	START	START	START	START	START	START				
70	Tarquin, Michael	8/7	START	START	START	START	START	START	START	XXX	START			
8	Tatum, Taylor	7/1	XXX	XXX	XXX	START	...	XXX	XXX	XXX				
79	Taylor, Jake	4/4	...	START	...	...	START	START	START	...				
95	Terry, Da'Jon	8/1	XXX	XXX	XXX	START	XXX	XXX	XXX	XXX				
32	Thomas, R Mason	8/6	START	START	START	XXX	START	XXX	START	START				
15	Thompson, Brenen	8/7	START	START	START	XXX	START	START	START	START				
8	Vickers, Makari	4/0	...	...	...	XXX	XXX	XXX	XXX	...				
26	Walker, Kani	8/8	START	START	START	START	START	START	START	START				
5	Washington, Woodi	7/2	...	START	START	XXX	XXX	XXX	XXX	XXX				
44	Wein, Taylor	7/0	XXX	...	XXX	XXX	XXX	XXX	XXX	XXX				
52	Williams, Damonic	8/8	START	START	START	START	START	START	START	START				
9	Williams, Gentry	2/0	XXX	XXX	...	...	...	...	...	...				
90	Woullard, Caiden	8/0	XXX	XXX	XXX	XXX	XXX	XXX	XXX	XXX				



### OKLAHOMA SEASON HIGHS

Rushes	24	Jackson Arnold at Ole Miss (Oct 26, 2024)
Yards Rushing	97	Jackson Arnold vs Tulane (Sep 14, 2024)
TD Rushes	2	Jackson Arnold vs Tulane (Sep 14, 2024)
Long Rush	48	Michael Hawkins Jr. at Auburn (Sep 28, 2024)
Pass Attempts	36	Jackson Arnold vs South Carolina (Oct 19, 2024)
Pass Completions	22	Jackson Arnold at Ole Miss (Oct 26, 2024)
Yards Passing	225	Jackson Arnold vs South (Oct 19, 2024)
TD Passes	4	Jackson Arnold vs Temple (Aug 30, 2024)
Long Pass	60	Michael Hawkins Jr. at Auburn (Sep 28, 2024)
Receptions	9	Deion Burks vs Houston (Sep 07, 2024)
Yards Receiving	86	Jacob Jordan vs South Carolina (Oct 19, 2024)
	86	J.J. Hester at Auburn (Sep 28, 2024)
TD Receptions	3	Deion Burks vs Temple (Aug 30, 2024)
Long Reception	60	J.J. Hester at Auburn (Sep 28, 2024)
Punts	8	Luke Elzinga vs Houston (Sep 07, 2024)
Punting Avg	51.0	Luke Elzinga vs Tennessee (Sep 21, 2024)
Long Punt	63	Luke Elzinga at Ole Miss (Oct 26, 2024)
	63	Luke Elzinga vs Tennessee (Sep 21, 2024)
Punts Inside 20	5	Luke Elzinga vs Houston (Sep 07, 2024)
Long Punt Return	24	Peyton Bowen at Ole Miss (Oct 26, 2024)
	24	Peyton Bowen vs Tulane (Sep 14, 2024)
Long Kickoff Return	24	Billy Bowman Jr. at Ole Miss (Oct 26, 2024)
	24	Sam Franklin vs Texas (Oct 12, 2024)
Tackles	16	Danny Stutsman vs South Carolina (Oct 19, 2024)
Sacks	3	R Mason Thomas vs Tulane (Sep 14, 2024)
Tackles For Loss	3	R Mason Thomas vs Tulane (Sep 14, 2024)

### OKLAHOMA GAME HIGHS

Rushes	50	at Ole Miss (Oct 26, 2024)
Yards Rushing	220	vs Temple (Aug 30, 2024)
Yards Per Rush	6.1	vs Temple (Aug 30, 2024)
TD Rushes	3	vs Tulane (Sep 14, 2024)
Pass Attempts	42	vs South Carolina (Oct 19, 2024)
Pass Completions	22	at Ole Miss (Oct 26, 2024)
	22	vs South Carolina (Oct 19, 2024)
Yards Passing	238	vs South Carolina (Oct 19, 2024)
Yards Per Pass	10.7	at Auburn (Sep 28, 2024)
TD Passes	4	vs Temple (Aug 30, 2024)
Total Plays	83	vs South Carolina (Oct 19, 2024)
Total Offense	378	vs Temple (Aug 30, 2024)
Yards Per Play	6.2	at Auburn (Sep 28, 2024)
Points	51	vs Temple (Aug 30, 2024)
Sacks By	6	vs South Carolina (Oct 19, 2024)
	6	vs Temple (Aug 30, 2024)
First Downs	24	at Ole Miss (Oct 26, 2024)
Penalties	10	at Auburn (Sep 28, 2024)
Penalty Yards	78	at Auburn (Sep 28, 2024)
Turnovers	4	vs South Carolina (Oct 19, 2024)
Punts	8	vs Houston (Sep 07, 2024)
Punting Avg	51.0	vs Tennessee (Sep 21, 2024)
Long Punt	63	vs Texas (Oct 12, 2024)
	63	vs Tennessee (Sep 21, 2024)
Punts Inside 20	5	vs Houston (Sep 07, 2024)
Long Punt Return	24	at Ole Miss (Oct 26, 2024)
	24	vs Tulane (Sep 14, 2024)

### OPPONENT SEASON HIGHS

Rushes	24	Dylan Sampson vs Tennessee (Sep 21, 2024)
Yards Rushing	118	Quintrevion Wisner vs Texas (Oct 12, 2024)
TD Rushes	1	J.J. Pegues at Ole Miss (Oct 26, 2024)
	1	Henry Parrish Jr. at Ole Miss (Oct 26, 2024)
	1	Raheim Sanders vs South Carolina (Oct 19, 2024)
	1	Silas Bolden vs Texas (Oct 12, 2024)
	1	Quinn Ewers vs Texas (Oct 12, 2024)
	1	Quintrevion Wisner vs Texas (Oct 12, 2024)
	1	Dylan Sampson vs Tennessee (Sep 21, 2024)
Long Rush	43	Quintrevion Wisner vs Texas (Oct 12, 2024)
Pass Attempts	32	Payton Thorne at Auburn (Sep 28, 2024)
	32	Darian Mensah vs Tulane (Sep 14, 2024)
Pass Completions	24	Donovan Smith vs Houston (Sep 07, 2024)
Yards Passing	338	Payton Thorne at Auburn (Sep 28, 2024)
TD Passes	3	Payton Thorne at Auburn (Sep 28, 2024)
Long Pass	66	Nico lamaleava vs Tennessee (Sep 21, 2024)
Receptions	5	Caden Prieskorn at Ole Miss (Oct 26, 2024)
	5	Gunnar Helm vs Texas (Oct 12, 2024)
	5	KeAndre Lambert-Smith at Auburn (Sep 28, 2024)
	5	Mekhi Mews vs Houston (Sep 07, 2024)
	5	Stephon Johnson vs Houston (Sep 07, 2024)
Yards Receiving	92	Bru McCoy vs Tennessee (Sep 21, 2024)
TD Receptions	1	10x, MR: Caden Prieskorn at Ole Miss (Oct 26, 2024)
Long Reception	66	Dont'e Thornton Jr. vs Tennessee (Sep 21, 2024)
Field Goals	3	Max Gilbert vs Tennessee (Sep 21, 2024)
Long Field Goals	49	Maddux Trujillo vs Temple (Aug 30, 2024)
Punts	8	Kai Kroeger vs South Carolina (Oct 19, 2024)
	8	Jackson Ross vs Tennessee (Sep 21, 2024)
Punting Avg	53.0	Fraser Masin at Ole Miss (Oct 26, 2024)
Long Punt	78	Will Karoll vs Tulane (Sep 14, 2024)
Punts Inside 20	4	Kai Kroeger vs South Carolina (Oct 19, 2024)
Long Punt Return	55	Silas Bolden vs Texas (Oct 12, 2024)
Long Kickoff Return	27	Jeremiah Cobb at Auburn (Sep 28, 2024)
Tackles	12	Chris Paul Jr. at Ole Miss (Oct 26, 2024)
Sacks	4	Suntarine Perkins at Ole Miss (Oct 26, 2024)
Tackles For Loss	5	Suntarine Perkins at Ole Miss (Oct 26, 2024)
Interceptions	2	Nick Emmanwori vs South Carolina (Oct 19, 2024)

### OPPONENT GAME HIGHS

Rushes	52	vs Tennessee (Sep 21, 2024)
Yards Rushing	177	vs Texas (Oct 12, 2024)
Yards Per Rush	5.9	vs Texas (Oct 12, 2024)
TD Rushes	3	vs Texas (Oct 12, 2024)
Pass Attempts	33	vs Tulane (Sep 14, 2024)
Pass Completions	24	vs Houston (Sep 07, 2024)
Yards Passing	338	at Auburn (Sep 28, 2024)
Yards Per Pass	10.6	at Auburn (Sep 28, 2024)
TD Passes	3	at Auburn (Sep 28, 2024)
Total Plays	75	at Auburn (Sep 28, 2024)
Total Offense	482	at Auburn (Sep 28, 2024)
Yards Per Play	6.7	vs Texas (Oct 12, 2024)
Points	35	vs South Carolina (Oct 19, 2024)
Sacks By	9	at Ole Miss (Oct 26, 2024)
First Downs	26	at Auburn (Sep 28, 2024)
Penalties	10	vs Tennessee (Sep 21, 2024)
Penalty Yards	94	at Ole Miss (Oct 26, 2024)
Turnovers	6	vs Temple (Aug 30, 2024)
Punts	8	vs South Carolina (Oct 19, 2024)
	8	vs Tennessee (Sep 21, 2024)
Punting Avg	53.0	at Ole Miss (Oct 26, 2024)
Long Punt	78	vs Tulane (Sep 14, 2024)
Punts Inside 20	4	vs South Carolina (Oct 19, 2024)
Long Punt Return	55	vs Texas (Oct 12, 2024)

### OKLAHOMA'S LONGEST PLAYS

Rushing	48	Michael Hawkins Jr. at Auburn (Sept. 28, 2024)
Passing	60	Michael Hawkins Jr. to JJ Hester at Auburn (Sept. 28, 2024)
Field Goal	50	Tyler Keltner vs. Temple (Aug. 30, 2024)
Punt	63	Luke Elzinga vs. Tenn. (Sept. 21, 2024)/Texas (Oct., 12, 2024)
Punt Return	24	Peyton Bowen vs. Tulane (Sept. 14, 2024)/Ole Miss (Oct. 26, 2024)
Kickoff Return	24	Sam Franklin vs. Texas (Oct. 12, 2024)/Billy Bowman Jr. (Oct. 26, 2024)
Interception Return	26	Jaydan Hardy vs. Temple (Aug. 30, 2024)
Fumble Return	21	Jaren Kanak vs. Temple (Aug. 30, 2024)

### OKLAHOMA'S LONGEST RUSHES

Date	Opponent	OU Player	Yards
9/28	Auburn	Michael Hawkins Jr.	48 (TD)
9/14	Tulane	Jackson Arnold	47
8/30	Temple	Taylor Tatum	35
8/30	Temple	Sam Franklin	30
10/26	Ole Miss	Jackson Arnold	24
9/14	Tulane	Jackson Arnold	24 (TD)

### OKLAHOMA'S LONGEST PASS PLAYS

Date	Opponent	OU Players	Yards
9/28	Auburn	Michael Hawkins Jr. to JJ Hester	60
10/19	South Carolina	Jackson Arnold to Brenen Thompson	54 (TD)
8/30	Temple	Jackson Arnold to Jalil Farooq	47
9/21	Tennessee	Michael Hawkins Jr. to Jaquaize Pettaway	46
9/28	Auburn	Michael Hawkins Jr. to Bauer Sharp	30
9/7	Houston	Jackson Arnold to Brenen Thompson	33
9/7	Houston	Jackson Arnold to Jake Roberts	28
10/19	South Carolina	Jackson Arnold to Jacob Jordan	27
10/19	South Carolina	Jackson Arnold to J.J. Hester	23
9/28	Auburn	Michael Hawkins Jr. to JJ Hester	21
10/26	Ole Miss	Jackson Arnold to Bauer Sharp	20
9/14	Tulane	Jackson Arnold to Deion Burks	20

### OKLAHOMA'S LONGEST RETURN PLAYS

Date	Opponent	OU Player	Yards
8/30	Temple	Jaydan Hardy (IR)	26
10/26	Ole Miss	Billy Bowman Jr. (KR)	24
10/26	Ole Miss	Peyton Bowen (PR)	24
9/14	Tulane	Peyton Bowen (PR)	24
9/28	Auburn	Sam Franklin (KR)	21
9/14	Tulane	Sam Franklin (KR)	21
9/7	Houston	Peyton Bowen (PR)	20

### OKLAHOMA'S LONGEST SCORING DRIVES

Date	Opponent	Quarter	Plays-Yards	TOP	Drive Ended
10/26	Ole Miss	2nd	13-92	2:34	Touchdown
10/19	South Carolina	3rd	8-90	3:31	Touchdown
8/30	Temple	4th	9-85	4:23	Touchdown
9/7	Houston	1st	8-81	3:11	Touchdown
9/21	Tennessee	4th	9-76	2:34	Touchdown
8/30	Temple	1st	7-76	2:47	Touchdown
9/14	Tulane	1st	14-69	5:46**	Touchdown
9/28	Auburn	1st	4-68	1:20*	Touchdown
9/28	Auburn	4th	4-67	1:40	Touchdown
9/21	Tennessee	4th	10-68	3:30	Touchdown
9/14	Tulane	2nd	6-67	1:36	Touchdown
9/14	Tulane	3rd	13-64	5:40	Field Goal
10/26	Ole Miss	1st	8-60	3:43	Touchdown
9/14	Tulane	2nd	7-60	1:58	Touchdown
9/21	Tennessee	1st	10-55	3:03	Touchdown
10/19	South Carolina	2nd	11-53	4:01	Field Goal
8/30	Temple	3rd	8-52	2:26	Field Goal
9/28	Auburn	4th	11-51	6:34^	Field Goal
8/30	Temple	2nd	5-44	1:22	Touchdown
9/14	Tulane	4th	4-43	2:13	Touchdown
8/30	Temple	1st	5-43	1:43	Touchdown
10/12	Texas	1st	11-38	4:42	Field Goal

\*Shortest scoring drive by time of possession

\*\*Longest touchdown drive by time of possession | ^Longest scoring drive by TOP

### OPPONENTS' LONGEST PLAYS

Rushing	43	Quintrevion Wisner, Texas (Oct. 12, 2024)
Passing	66	Nico Iamaleava to Dont'e Thonton Jr., Tennessee (Sept. 21, 2024)
Field Goal	49	Maddux Trujillo, Temple (Aug. 30, 2024)
Punt	78	Will Karoll, Tulane (Sept. 14, 2024)
Punt Return	55	Silas Bolden, Texas (Oct. 12, 2024)
Kickoff Return	27	Jeremiah Cobb, Auburn (Sept. 28, 2024)
Interception Return	65	Nick Emmanwori, South Carolina (Oct. 19, 2024)
Fumble Return	36	Tonka Hemingway, South Carolina (Oct. 19, 2024)


# SEC/NCAA RANKINGS

## INDIVIDUAL

Category	Player	Stat	SEC Rank	NCAA Rank
Completion Pct.	Jackson Arnold	59.8	12	89
Completions/Game	Jackson Arnold	16.8	8	64
Passing Efficiency	Jackson Arnold	122.7	13	101
Passing TDs	Jackson Arnold	10	9	63
Passing Yards	Jackson Arnold	945	16	116
Yards/Pass Attempt	Jackson Arnold	5.6	14	118
Passing Yards/Completion	Jackson Arnold	9.4	14	121
Receptions/Game	Bauer Sharp	4.0	15	123
Receiving TDs	Deion Burks	3	14	121
Rushing Yards	Jovantae Barnes	374	20	137
Rushing Yards/Game	Jovantae Barnes	46.8	23	150
Rush Yards/Carry	Jovantae Barnes	3.6	22	141
Field Goals/Game	Zach Schmit	0.4	16	126
Total Tackles	Danny Stutsman	8.9	3	23
	Robert Spears-Jennings	6.3	16	177
Sacks	R Mason Thomas	0.8	7	19
	Gracen Halton	0.5	15	75
Total Interceptions	Billy Bowman Jr.	2	7	48
Forced Fumbles	Robert Spears-Jennings	0.4	1	9
	Trace Ford	0.3	10	44
Fumbles Recovered	Robert Spears-Jennings	1	6	37
	Billy Bowman Jr.	1	6	37
	Lewis Carter	1	6	37
	Ethan Downs	1	6	37
	Gracen Halton	1	6	37
	Jaren Kanak	1	6	37
	Da'Jon Terry	1	6	37
	R Mason Thomas	1	6	37
	J.J. Hester	1	6	37
Punting	Luke Elzinga	46.1	4	8
Punt Returns	Peyton Bowen	8.6	3	25

## TEAM

Category	Stat	SEC Rank	NCAA Rank
Scoring Offense	21.1	15	113
Scoring Defense	21.9	12	45
Total Offense	293.3	16	129
Total Defense	332.6	9	41
Rushing Offense	116.5	15	110
Rushing Defense	106.0	6	21
Pass Offense	176.8	15	116
Pass Defense	226.6	12	83
Pass Efficiency	120.6	15	112
Pass Defense Efficiency	140.2	14	98
Passes Had Intercepted	5	6	35
Passes Intercepted	6	9	61
Fumbles Recovered	9	1	2
Fumbles Lost	8	15	124
Sacks/Game	3.3	4	7
Sacks Allowed/Game	4.8	16	133
Tackles for Loss/Game	8.3	3	6
First Downs	144	14	96
First Downs Allowed	137	7	33
3rd-Down Conversion Pct.	30.3	16	126
Opp. 3rd-Down Conversion Pct.	32.5	7	25
4th-Down Conversion Pct.	42.1	11	107
Opp. 4th-Down Conversion Pct.	41.7	4	31
Red Zone Offense Pct.	84.0	9	74
Red Zone Defense Pct.	73.9	5	16
Penalties/Game	6.0	5	58
Penalty Yards/Game	53.9	4	66
Time of Possession	28:32	12	100
Turnover Margin	0.3	7	52
Turnovers Gained	15	4	17
Turnovers Lost	13	13	91
Net Punt Average	43.0	8	13
Kickoff Returns	18.1	13	99
Kickoff Coverage	17.3	8	31
Punt Return Average	8.1	8	69
Punt Coverage	5.4	7	44

8/30/24 • Gaylord Family – Oklahoma Memorial Stadium (83,329) • Norman		
	<b>TEMPLE</b>	<b>3</b>
	<b>#16 OKLAHOMA</b>	<b>51</b>

**NORMAN** — In the program's first-ever Friday night home game, No. 16/16 Oklahoma excelled in all three phases of a 51-3 season-opening win over Temple.

Sophomore quarterback Jackson Arnold completed 17 of 25 passes (68%) for 141 yards and four touchdowns with no interceptions. He became just the third Sooner to ever pass for at least four TDs in their first career home start. Three of Arnold's TDs went to redshirt junior Deion Burks. The wide receiver finished with a game-high six catches for 36 yards and became the first Sooner to catch three TD passes in a season opener and the first OU player to haul in three TDs in his school debut. Arnold's other TD pass was a 14-yarder on OU's opening drive to tight end Bauer Sharp, another newcomer.

The Sooners averaged 6.1 yards per rush and were led by freshman Taylor Tatum, who racked up 69 yards on just five carries (13.8 average), including an eight-yard TD. Redshirt junior Sam Franklin carried four times for 45 yards (11.2 average) and junior Jovantae Barnes carried five times for 33 yards (6.6 average).

OU held the Owls to 197 yards (128 passing and 69 rushing) and 3.2 yards per play. The Sooners registered six takeaways on the night, their most since 2003. After recovering six fumbles all of last season, they recovered four against the Owls (most nationally on the week), and added two interceptions. Junior linebacker Jaren Kanak returned one of the recoveries (on a Temple punt return) 21 yards for a touchdown. OU also had six sacks.

Sixth-year kicker Tyler Keltner, who transferred from Florida State, was 3 for 3 on field goals (50, 42 and 24 yards) and made all six PAT tries in his OU debut. He was named SEC Special Teams Player of the Week.

Score by Quarters	1	2	3	4	Score
Temple	0	0	3	0	3
Oklahoma	17	17	3	14	51

Record: (0-1, 0-0 American)  
Record: (1-0, 0-0 SEC)

**Scoring Summary:**

- 1st 11:17 OU - #10 B.Sharp 14 yd pass from #11 J.Arnold (#98 T.Keltner kick)  
7 plays, 76 yards, TOP 02:47 0-7
- 1st 08:07 OU - #6 D.Burks 14 yd pass from #11 J.Arnold (#98 T.Keltner kick)  
5 plays, 43 yards, TOP 01:43 0-14
- 1st 00:43 OU - #98 T.Keltner 50 yd FG  
4 plays, 1 yard, TOP 01:22 0-17
- 2nd 08:05 OU - #98 T.Keltner 42 yd FG  
12 plays, 34 yards, TOP 04:51 0-20
- 2nd 05:28 OU - #6 D.Burks 8 yd pass from #11 J.Arnold (#98 T.Keltner kick)  
5 plays, 44 yards, TOP 01:22 0-27
- 2nd 00:36 OU - #6 D.Burks 5 yd pass from #11 J.Arnold (#98 T.Keltner kick)  
2 plays, 6 yards, TOP 00:38 0-34
- 3rd 07:53 OU - #98 T.Keltner 24 yd FG  
8 plays, 52 yards, TOP 02:26 0-37
- 3rd 03:07 TEM - #91 M.Trujillo 49 yd FG  
10 plays, 44 yards, TOP 04:46 3-37
- 4th 11:44 OU - #7 J.Kanak 21 yd fumble return (#98 T.Keltner kick)  
3 plays, 4 yards, TOP 02:02 3-44
- 4th 03:11 OU - #8 T.Tatum 8 yd rush (#98 T.Keltner kick)  
9 plays, 85 yards, TOP 04:23 3-51


	<b>TU</b>	<b>OU</b>
FIRST DOWNS	13	18
RUSHES-YARDS (NET)	36-69	36-220
PASSING YDS (NET)	128	158
Passes Att-Comp-Int	12-25-2	19-29-0
TOTAL OFFENSE PLAYS-YARDS	61-197	65-378
Fumble Returns-Yards	0-0	1-21
Punt Returns-Yards	1--5	1-13
Kickoff Returns-Yards	3-55	0-0
Interception Returns-Yards	0-0	2-36
Punts (Number-Avg)	6-43.8	5-42.8
Fumbles-Lost	4-4	0-0
Penalties-Yards	8-46	7-62
Possession Time	31:31	28:29
Third-Down Conversions	4 of 13	1 of 12
Fourth-Down Conversions	0 of 0	3 of 3
Red-Zone Scores-Chances	1-1	6-6
Sacks By: Number-Yards	3-13	6-28

**RUSHING: TU** – Wilson Jr., E. 6-31; Wright, D. 2-8; Allen, A. 1-8; Littleton II, A. 6-8; Worthy, T. 2-8; Smith, J. 4-6; Adams, J. 1-2; Brock, F. 14--2. **OU** – Tatum, T. 5-69; Franklin, S. 4-45; Arnold, J. 11-34; Barnes, J. 5-33; Sawchuk, G. 6-15; Burks, D. 3-14; Hawkins Jr., M. 2-10.

**PASSING: TU** – Brock, F. 12-25-2-128. **OU** – Arnold, J. 17-25-0-141; Hawkins Jr., M. 2-4-17.

**RECEIVING: TU** – Wright, D. 3-36; Allen, A. 2-19; Jones, A. 2-18; Littleton II, A. 1-19; Morris, L. 1-16; Adams, J. 1-14; Irvin, X. 1-8; Smith, J. 1--2. **OU** – Burks, D. 6-36; Sharp, B. 5-47; Thompson, B. 4-15; Farooq, J. 1-47; Ragins, Z. 1-7; Anthony, A. 1-4; Carreon, I. 1-2.

**TACKLES (UA-A): TU** – Keaton, A. 4-2; Deravil, E. 3-3; King, T. 2-4; Morton, J. 4-0; Stuart, 2-2; Stewart, C. 1-3; Johnson, J. 3-0; Woodbury, 3-0; Richardson, T. 3-0; Osueke, B. 3-0; Lewis, J. 1-2; Powell, Z. 2-0; Owens, D. 2-0; Jean, L. 1-1; Whitaker, T. 1-1; Haye, A. 1-1; Frye, L. 0-2; Sweeting, D. 1-0; Quarshie, W. 1-0; Wright, T. 1-0; Badmus, S. 1-0; Thomas, T. 0-1; Morris, D. 0-1; Lepolo, T. 0-1; Santiago, A. 0-1; Kromah, S. 0-1. **OU** – Stutsman, D. 3-3; Lewis, K. 3-1; Johnson, J. 3-1; Spears-Jennings, R. 3-1; Carter, L. 3-1; Bowman, B. 3-0; Mason Thomas, R. 2-1; Walker, K. 2-1; Halton, G. 2-1; Omosigbo, S. 1-2; Downs, E. 2-0; Heinecke, O. 2-0; Dolby, K. 2-0; Strong, M. 2-0; Nesta, J. 1-1; Williams, D. 0-2; Kanak, J. 0-2; Stone, D. 0-2; McKinzie, K. 1-0; Terry, D. 1-0; Jackson, J. 1-0; Malone, D. 1-0; Boganowski, M. 1-0; Kysar, B. 1-0; Sanders, A. 0-1; Sears, D. 0-1; Newcombe, J. 0-1.

9/7/24 • Gaylord Family – Oklahoma Memorial Stadium (83,653) • Norman		
	<b>HOUSTON</b>	<b>12</b>
	<b>#15 OKLAHOMA</b>	<b>16</b>

**NORMAN** — No. 15/13 Oklahoma held Houston to 318 total yards and 5.0 yards per play and got a key safety from defensive lineman Gracen Halton with 1:42 remaining to help clinch its ninth straight home victory.

Linebacker Danny Stutsman finished with 15 tackles, defensive back Robert Spears-Jennings logged his first career interception and linebacker Lewis Carter registered his first career fumble recovery to aid OU, which managed just 15 first downs, 14 points and 249 yards on offense (4.1 yards per play).

Carter's recovery came on a muffed punt following the opening possession of the game and led to a 10-yard Jackson Arnold touchdown pass to wide receiver Brenen Thompson on the next play for a 7-0 lead.

Arnold completed 19 of 32 passes for 174 yards and two TDs, and threw his first interception of the season. Wide receiver Deion Burks caught a game-high nine passes for a team-high 53 yards.

Arnold's other touchdown throw was an 11-yarder early in the second quarter to redshirt senior tight end Jake Roberts and gave the Sooners a 14-3 lead. For Roberts, a Norman product who transferred from Baylor in the offseason and earned his first career OU start, it was his first TD as a Sooner. He finished with three catches for 51 yards.

Halton, who added a third-quarter sack for 11 yards, finished with a career-high 2.0 tackles for loss. His safety marked OU's only points of the second half. Linebacker Sammy Omosigbo logged career highs of five tackles and 2.0 TFLs.

Luke Elzinga averaged 44.0 yards on his eight punts, with five of those downed inside the 20-yard line, three inside the 10 and two inside the 5.

Score by Quarters	1	2	3	4	Score
Houston	3	3	6	0	12
Oklahoma	7	7	0	2	16

Record: (0-2, 0-0 Big 12)  
Record: (2-0, 0-0 SEC)

**Scoring Summary:**

- 1st 12:59 OU - #15 B.Thompson 10 yd pass from #11 J.Arnold (#98 T.Keltner kick)  
1 play, 10 yards, TOP 00:06 0-7
- 1st 04:29 UH - #43 J.Kim 43 yd FG  
12 plays, 63 yards, TOP 08:25 3-7
- 2nd 12:28 OU - #87 J.Roberts 11 yd pass from #11 J.Arnold (#98 T.Keltner kick)  
8 plays, 81 yards, TOP 03:11 3-14
- 2nd 00:00 UH - #43 J.Kim 44 yd FG  
6 plays, 55 yards, TOP 01:17 6-14
- 3rd 13:15 UH - #0 J.Manjack IV 44 yd pass from #1 D.Smith (#0 J.Manjack IV pass from #1 D.Smith failed)  
4 plays, 75 yards, TOP 01:45 12-14
- 4th 01:42 OU - #56 G.Halton SAFETY  
0 plays, 0 yards, TOP 00:04 12-16

	<b>UH</b>	<b>OU</b>
FIRST DOWNS	18	15
RUSHES-YARDS (NET)	35-58	29-75
PASSING YDS (NET)	260	174
Passes Att-Comp-Int	24-28-1	19-32-1
TOTAL OFFENSE PLAYS-YARDS	63-318	61-249
Fumble Returns-Yards	0-0	0-0
Punt Returns-Yards	3--10	3-22
Kickoff Returns-Yards	1-19	1-10
Interception Returns-Yards	1-0	1-0
Punts (Number-Avg)	6-40.7	8-44.0
Fumbles-Lost	1-1	2-0
Penalties-Yards	8-70	5-67
Possession Time	35:03	24:57
Third-Down Conversions	4 of 15	4 of 14
Fourth-Down Conversions	2 of 2	0 of 0
Red-Zone Scores-Chances	1-1	2-2
Sacks By: Number-Yards	3-11	2-16

**RUSHING: UH** – Sneed, S. 11-33; Sanford II, R. 7-20; Jenkins, P. 7-10; Burnette, J. 3-3; Smith, D. 7--8. **OU** – Barnes, J. 12-40; Arnold, J. 11-28; Tatum, T. 1-6; Sawchuk, G. 4-4.

**PASSING: UH** – Smith, D. 24-28-1-260. **OU** – Arnold, J. 19-32-1-174.

**RECEIVING: UH** – Johnson, S. 5-57; Mews, M. 5-23; Manjack IV, J. 3-72; Sanford II, R. 3-48; Shoulders, M. 3-22; Carr, M. 2-14; Wilson, J. 1-10; York, J. 1-7. **OU** – Burks, D. 9-53; Roberts, J. 3-51; Barnes, J. 3-8; Thompson, B. 2-43; Ragins, Z. 1-14; Sharp, B. 1-5.

**TACKLES (UA-A): UH** – Haulcy, A. 6-5; Batton, M. 6-3; Webb, K. 4-2; Cooper Jr., K. 5-0; McLaurin, H. 4-1; Morris, J. 0-5; Allen, C. 0-5; Gaston, J. 2-2; Holmes Jr., A. 1-1; Rhym, J. 1-0; McCutchin Sr, L. 1-0; Coppage-El, T. 1-0; Carter, A. 1-0; Mack, B. 1-0; Stillman, X. 0-1; Lee, Q. 0-1; Lee, Q. 0-1. **OU** – Stutsman, D. 12-3; Washington, W. 2-4; Omosigbo, S. 5-0; Dolby, K. 4-1; Spears-Jennings, R. 4-1; Bowman, B. 4-1; Lewis, K. 2-2; Kanak, J. 0-3; Malone, D. 2-0; Carter, L. 2-0; Halton, G. 2-0; Johnson, J. 2-0; Williams, D. 1-1; McKinzie, K. 1-1; Terry, D. 0-2; Downs, E. 0-2; Burks, D. 1-0; Woullard, C. 1-0; Boganowski, M. 0-1; Bowen, P. 0-1; Hardy, J. 0-1; Thomas, R. 0-1; Jackson, J. .

9/14/24 • Gaylord Family – Oklahoma Memorial Stadium [83,325] • Norman			
	<b>TULANE</b>	<b>19</b>	
	<b>#15 OKLAHOMA</b>	<b>34</b>	

**NORMAN** — No. 15/13 Oklahoma jumped out to a 21-0 lead against visiting Tulane, watched the Green Wave close to within 24-19 in the fourth quarter and then rode a stellar defensive effort down the stretch to a 34-19 win. The victory was OU's 48th straight against a non-conference opponent unranked in the AP poll.

After Tulane got to within five points, the Sooners forced a three-and-out, registered an interception, logged a turnover on downs and recovered a fumble to close the game. On those final four possessions, the Green Wave managed just 33 yards on 16 plays (2.1 average).

Junior defensive lineman R Mason Thomas turned in his best career performance, finishing with a career-high 3.0 tackles for loss (all fourth-quarter sacks), a forced fumble and recovery, a pass breakup and a quarterback hurry. He entered the game with 2.5 career sacks and 4.5 TFLs.

Senior linebacker Danny Stutsman led OU in tackles for the third straight outing with 12, giving him 300 for his career.

Sophomore quarterback Jackson Arnold completed 18 of 29 passes (62%) for 169 yards and a touchdown (one interception), and rushed 14 times for a game- and career-high 97 yards and two TDs. Freshman running back Taylor Tatum caught Arnold's TD throw (a 9-yarder) and scored on a 1-yard rush on the next possession for a 21-0 lead. Junior backfield mate Jovantae Barnes ran for 53 yards on 14 carries.

Junior wide receiver Deion Burks finished with game highs of seven receptions and 80 receiving yards, giving him 22 catches on the season, a program record for the first three games of an OU career.

Score by Quarters	1	2	3	4	Score	
Tulane	0	6	7	6	19	Record: (1-2, 0-0 American)
Oklahoma	7	14	3	10	34	Record: (3-0, 0-0 SEC)

**Scoring Summary:**

1st	07:36	OU - #11 J.Arnold 1 yd rush (#98 T.Keltner kick)	
		14 plays, 69 yards, TOP 05:46	0-7
2nd	10:02	OU - #8 T.Tatum 9 yd pass from #11 J.Arnold (#98 T.Keltner kick)	
		7 plays, 60 yards, TOP 01:58	0-14
2nd	03:39	OU - #8 T.Tatum 1 yd rush (#98 T.Keltner kick)	
		6 plays, 67 yards, TOP 01:36	0-21
2nd	00:19	TLN - #9 R.Brown 7 yd pass from #7 T.Thompson (#63 E.Head kick missed)	
		11 plays, 75 yards, TOP 03:20	6-21
3rd	09:20	OU - #98 T.Keltner 29 yd FG	
		13 plays, 64 yards, TOP 05:40	6-24
3rd	04:45	TLN - #21 M.Hughes 8 yd pass from #10 D.Mensah (#63 E.Head kick)	
		9 plays, 75 yards, TOP 04:35	13-24
4th	14:20	TLN - #13 T.Grubbs 22 yd interception return (#21 M.Hughes pass from #10 D.Mensah failed)	
		TOP 00:28	19-24
4th	06:05	OU - #11 J.Arnold 24 yd rush (#98 T.Keltner kick)	
		4 plays, 43 yards, TOP 02:13	19-31
4th	02:55	OU - #98 T.Keltner 39 yd FG	
		4 plays, 5 yards, TOP 01:39	19-34

	TLN	OU
FIRST DOWNS	16	23
RUSHES-YARDS (NET)	34-106	45-182
PASSING YDS (NET)	173	167
Passes Att-Comp-Int	15-33-1	19-30-1
TOTAL OFFENSE PLAYS-YARDS	67-279	75-349
Fumble Returns-Yards	0-0	1-8
Punt Returns-Yards	1-18	1-24
Kickoff Returns-Yards	0-0	1-21
Interception Returns-Yards	1-22	1-2
Punts (Number-Avg)	6-45.2	5-41.2
Fumbles-Lost	1-1	0-0
Penalties-Yards	9-60	6-45
Possession Time	26:11	31:42
Third-Down Conversions	5 of 15	8 of 16
Fourth-Down Conversions	1 of 2	0 of 0
Red-Zone Scores-Chances	2-2	5-5
Sacks By: Number-Yards	3-18	3-17

**RUSHING: TLN** – Hughes, M. 19-71; Fleming, D. 1-19; Barnes III, A. 4-10; Clayton-Johnson, S. 3-7; Brown, Y. 1-6; Mensah, D. 6--7. **OU** – Arnold, J. 14-97; Barnes, J. 14-53; Tatum, T. 9-27; Sawchuk, G. 6-16.

**PASSING: TLN** – Mensah, D. 14-32-1-166; Thompson, T. 1-1-0-7. **OU** – Arnold, J. 18-29-1-169; Tatum, T. 1-1-0--2.

**RECEIVING: TLN** – Fleming, D. 4-59; Williams, M. 3-36; Brown, Y. 2-31; Hughes, M. 2-13; Bohanon, B. 1-19; Clayton-Johnson, S. 1-10; Brown, R. 1-7; Barnes III, A. 2--2. **OU** – Burks, D. 7-80; Sharp, B. 4-28; Sawchuk, G. 2-10; Ragins, Z. 1-13; Barnes, J. 1-12; Kearney, Z. 1-12; Tatum, T. 1-9; Roberts, J. 1-5; Arnold, J. 1--2.

**TACKLES (UA-A): TLN** – Howard, S. 5-5; Despanie, B. 7-2; Adams III, K. 7-2; Grubbs, T. 4-2; Agu, D. 4-0; Huntington, A. 0-4; Ransaw, C. 3-0; Geiger, J. 2-1; Tchienchou, J. 2-1; Peterson, P. 1-2; Rodgers, C. 1-2; Henderson, G. 2-0; Robinson, M. 1-1; Tillery, L. 0-2; Friloux, A. 0-2; Laister, S. 1-0; Hudak, E. 1-0; Fobbs-White, M. 1-0; Jenkins, P. 1-0; Anderson, A. 1-0; Mensah, D. 1-0; Edwards, J. 1-0; De Rosa, D. 1-0; Hamilton, K. 0-1; Eugene Jr., M. 0-1; Johnson, J. 0-1; Hicks Jr., E. 0-1. **OU** – Stutsman, D. 6-6; Spears-Jennings, R. 7-1; Terry, D. 3-1; Walker, K. 3-1; Omosigbo, S. 2-2; McKinzie, K. 1-3; Bowman Jr., B. 3-0; Thomas, R. 3-0; Williams, D. 1-2; Halton, G. 2-0; Downs, E. 1-1; Jackson, J. 1-1; Bowen, P. 1-0; Malone, D. 1-0; Kanak, J. 0-1; Lewis, K. 0-1.

9/21/24 • Gaylord Family – Oklahoma Memorial Stadium [84,071] • Norman			
	<b>#6 TENNESSEE</b>	<b>25</b>	
	<b>#15 OKLAHOMA</b>	<b>15</b>	

**NORMAN** — In its first league game as a member of the Southeastern Conference, Oklahoma's defense performed well against one of the nation's top offenses but the No. 15/13 Sooners came out on the short side of a 25-15 decision against No. 6/7 Tennessee.

The Volunteers entered the game ranked first nationally in scoring offense (63.7 ppg), but OU held them to 23 offensive points. Similarly, the Sooners limited UT to 345 total yards, 151 rushing yards and 194 passing yards, well below its season averages of 639.3 total yards, 336.3 rushing yards and 303.0 passing yards per game entering the night.

OU forced eight punts and recovered a pair of second-quarter fumbles in Tennessee territory (6- and 33-yard lines), but the offense gave the ball back on the next play both times. The Sooners committed three turnovers, all in the first half, that led to 10 UT points.

Oklahoma struggled to move the ball for much of the contest, finishing with 222 total yards and 36 rushing yards on 34 attempts. Freshman quarterback Michael Hawkins Jr. replaced sophomore starter Jackson Arnold late in the second quarter and finished the contest. Hawkins Jr. completed 11 of 18 pass attempts for 132 yards and a touchdown, and rushed 12 times for 22 yards. He had no turnovers.

Junior safety Robert Spears-Jennings led OU with a career-high 13 tackles (1.0 sack) and forced a fumble, while sixth-year defensive lineman Trace Ford logged 2.0 tackles for loss and a forced fumble.

The game marked the return of Tennessee head coach Josh Heupel to Norman. Heupel was the 2000 Heisman Trophy runner-up, the same season he quarterbacked OU to a 13-0 record and national title. He also served as a Sooners assistant coach for nine years (was co-offensive coordinator from 2011-14).

Score by Quarters	1	2	3	4	Score	
Tennessee	10	9	3	3	25	Record: (4-0, 1-0 SEC)
Oklahoma	3	0	0	12	15	Record: (3-1, 0-1 SEC)

**Scoring Summary:**

1st	03:45	TEN - #90 M.Gilbert 27 yd FG	
		6 plays, 42 yards, TOP 02:36	3-0
1st	00:42	OU - #98 T.Keltner 37 yd FG	
		10 plays, 55 yards, TOP 03:03	3-3
1st	00:03	TEN - #1 D.Thornton Jr. 66 yd pass from #8 N.lamaleava (#90 M.Gilbert kick)	
		2 plays, 75 yards, TOP 00:39	10-3
2nd	09:12	TEN - #97 J.Jenkins SAFETY	
		TOP 00:05	12-3
2nd	01:40	TEN - #6 D.Sampson 1 yd rush (#90 M.Gilbert kick)	
		8 plays, 46 yards, TOP 03:47	19-3
3rd	06:03	TEN - #90 M.Gilbert 41 yd FG	
		6 plays, 53 yards, TOP 02:49	22-3
4th	08:25	OU - #2 J.Barnes 2 yd pass from #9 M.Hawkins Jr. (#98 T.Keltner kick missed)	
		10 plays, 68 yards, TOP 03:30	22-9
4th	03:35	TEN - #90 M.Gilbert 32 yd FG	
		4 plays, 9 yards, TOP 01:40	25-9
4th	01:01	OU - #2 J.Barnes 1 yd rush (#9 M.Hawkins Jr. rush failed)	
		9 plays, 76 yards, TOP 02:34	25-15

	UT	OU
FIRST DOWNS	14	16
RUSHES-YARDS (NET)	52-151	34-36
PASSING YDS (NET)	194	186
Passes Att-Comp-Int	13-21-0	18-34-1
TOTAL OFFENSE PLAYS-YARDS	73-345	68-222
Fumble Returns-Yards	0-0	1-1
Punt Returns-Yards	2-12	5-30
Kickoff Returns-Yards	1-0	0-0
Interception Returns-Yards	1-17	0-0
Punts (Number-Avg)	8-48.4	7-51.0
Fumbles-Lost	2-2	4-2
Penalties-Yards	10-82	3-32
Possession Time	35:41	24:28
Third-Down Conversions	6-19	3-15
Fourth-Down Conversions	0-0	1-3
Red-Zone Scores-Chances	3-3	3-4
Sacks By: Number-Yards	3-27	3-14

**RUSHING: UT** – Sampson, D. 24-92; Bishop, D. 16-65; lamaleava, N. 8-15; White, S. 3--14. **OU** – Hawkins Jr., M. 12-22; Burks, D. 1-18; Tatum, T. 3-14; Barnes, J. 8-12; Sawchuk, G. 1--2; Franklin, S. 1--3; Arnold, J. 5--21.

**PASSING: UT** – lamaleava, N. 13-21-0-194. **OU** – Hawkins Jr., M. 11-18-0-132; Arnold, J. 7-16-1-54.

**RECEIVING: UT** – McCoy, B. 4-92; White, S. 3-13; Thornton Jr., D. 2-73; Staes, H. 2-8; Davis, E. 1-8; Brazzell II, C. 1-0. **OU** – Sharp, B. 4-36; Burks, D. 4-32; Pettaway, J. 3-79; Thompson, B. 2-18; Roberts, J. 2-11; Barnes, J. 2-0; Ragins, Z. 1-10.

**TACKLES (UA-A): UT** – Carter, A. 3-3; Keenan, P. 4-1; Turrentine, A. 3-2; Harrison, C. 3-2; West, T. 3-0; McCoy, J. 3-0; Josephs, J. 3-0; Brooks, W. 2-1; Carter, B. 2-0; Thomas, J. 2-0; Charles, C. 2-0; Moi, J. 2-0; Baily, D. 1-1; Pearce Jr., J. 1-1; Jenkins, J. 1-1; Gibson III, R. 1-1; Simmons, E. 1-0; Thomas, O. 1-0; Hobbs, D. 1-0; Spillman, E. 1-0; Norman-Lott, O. 1-0; Salansky, M. 1-0; Easton, B. 1-0; Perry, K. 0-1. **OU** – Spears-Jennings, R. 7-6; Lewis, K. 4-3; Bowen, P. 0-7; Carter, L. 6-0; Waker, K. 3-2; Williams, D. 4-0; Bowman, Jr. B. 0-4; Omosigbo, S. 0-4; Ford, T. 3-0; Malone, D. 2-1; Washington, W. 2-1; Jackson, J. 1-2; Dolby, K. 1-2; Stutsman, D. 0-3; Downs, E. 2-0; Bowen, E. 2-0; Terry, D. 1-1; Hester, J. 1-0; Halton, G. 1-0; Stone, D. 1-0; Hardy, J. 1-0; Woullard, C. 0-1; Thomas, R. 0-1.

9/28/24 • Jordan-Hare Stadium (88,043) • Auburn, Ala.		
	<b>#21 OKLAHOMA</b>	<b>27</b>
	<b>AUBURN</b>	<b>21</b>

**AUBURN, Ala.** — Trailing 21-10 with less than nine minutes left in the fourth quarter, No. 21/18 Oklahoma scored the final 17 points in a 27-21 win at Auburn for the Sooners' first-ever SEC victory.

OU scored the go-ahead points when redshirt sophomore linebacker Kip Lewis returned an interception 63 yards for a touchdown with 4:06 remaining. Freshman quarterback Michael Hawkins Jr. converted the ensuing two-point conversion on an acrobatic dive to put OU ahead 24-21 and redshirt senior kicker Zach Schmit later booted a 39-yard field goal with 54 seconds to go.

Hawkins Jr. became just the seventh OU quarterback to start a game as a true freshman and became the first OU true freshman QB to win on the road in his first career start. He ran for a 48-yard score on the Sooners' first possession and completed 10 of 15 passes on the day for 161 yards, with no turnovers.

Redshirt senior receiver J.J. Hester entered the contest without a reception since the 2022 season but caught three passes for game and career highs of 86 yards. His 60-yard nab in the fourth quarter represented an OU season long and set up a touchdown that cut Auburn's lead to 21-16 with 8:32 left in the fourth quarter.

Junior running back Jovantae Barnes carried 18 times for a season-high 61 yards and scored on a 2-yard run following Hester's long reception.

Senior safety Billy Bowman Jr. logged a game-high eight tackles, seven of them solo. Junior defensive lineman R Mason Thomas added four tackles, including sacks on back-to-back third- and fourth-down plays on Auburn's first possession after OU went up 24-21. The turnover on downs in Tigers territory led to the Sooners' final field goal.

Score by Quarters	1	2	3	4	Score	
Oklahoma	7	0	3	17	27	Record: (4-1, 1-1 SEC)
Auburn	0	14	0	7	21	Record: (2-3, 0-2 SEC)

**Scoring Summary:**

1st	12:30 OU - #9 M.Hawkins Jr. 48 yd rush (#34 Z.Schmit kick)	7-0
	4 plays, 68 yards, TOP 01:20	
2nd	12:52 Auburn - #5 K.Lambert-Smith 31 yd pass from #1 P.Thorne (#33 T.McGough kick)	7-7
	4 plays, 72 yards, TOP 02:02	
2nd	05:41 Auburn - #11 M.Simmons 48 yd pass from #1 P.Thorne (#33 T.McGough kick)	7-14
	7 plays, 81 yards, TOP 03:58	
3rd	02:26 OU - #34 Z.Schmit 24 yd FG	10-14
	11 plays, 51 yards, TOP 06:34	
4th	14:12 Auburn - #86 L.Deal 1 yd pass from #1 P.Thorne (#33 T.McGough kick)	10-21
	7 plays, 58 yards, TOP 03:06	
4th	08:32 OU - #2 J.Barnes 2 yd rush (#10 B.Sharp pass from #9 M.Hawkins Jr. failed)	16-21
	4 plays, 67 yards, TOP 01:40	
4th	04:06 OU - #10 K.Lewis 63 yd interception return (#9 M.Hawkins Jr. rush)	24-21
	TOP 04:26	
4th	00:54 OU - #34 Z.Schmit 39 yd FG	27-21
	4 plays, 3 yards, TOP 01:00	

	<b>OU</b>	<b>AU</b>
FIRST DOWNS	11	26
RUSHES-YARDS (NET)	32-130	43-144
PASSING YDS (NET)	161	338
Passes Att-Comp-Int	10-15-0	21-32-1
TOTAL OFFENSE PLAYS-YARDS	47-291	75-482
Fumble Returns-Yards	0-0	0-0
Punt Returns-Yards	1-0	2-12
Kickoff Returns-Yards	1-21	1-27
Interception Returns-Yards	1-63	0-0
Punts (Number-Avg)	5-47.6	3-49.3
Fumbles-Lost	0-0	1-0
Penalties-Yards	10-78	7-61
Possession Time	24:34	35:26
Third-Down Conversions	2 of 11	4 of 14
Fourth-Down Conversions	0 of 1	2 of 4
Red-Zone Scores-Chances	2-2	1-3
Sacks By: Number-Yards	4-34	2-7

**RUSHING: AU** – Hunter, J. 17-97; Alston, D. 7-24; Thorne, P. 17-23; Jackson V, S. 2-0. **OU** – Hawkins Jr., M. 14-69; Barnes, J. 18-61.

**PASSING: AU** – Thorne, P. 21-32-1-338. **OU** – Hawkins Jr., M. 10-15-0-161.

**RECEIVING: AU** – Lambert-Smith, K. 5-77; Simmons, M. 4-61; Coleman, C. 3-82; Fairweather, R. 3-71; Lewis, R. 2-22; Hunter, J. 2-21; Walker, Z. 1-0; Jamison-Travis, Q. 1-0; Hester, J. 3-86; Thompson, B. 2-30; Pettaway, J. 1-2.

**TACKLES (UA-A): AU** – Riddick, D. 5-1; Faulk, K. 2-3; Lee, K. 4-0; Asante, E. 3-1; Keys, A. 3-1; Harris, K. 3-1; McLeod, J. 2-2; Maudi, D. 2-1; Thompson, J. 2-0; Wooden, C. 2-0; Crawford, J. 1-1; Williams, A. 1-0; Jones, J. 1-0; Walker, Z. 1-0; Jamison-Travis, Q. 1-0; Waller, J. 0-1; Hughes, R. 0-1; Woodyard Jr., R. 0-1. **OU** – Bowman Jr., B. 7-1; Spears-Jennings, R. 4-2; McKinzie, K. 3-3; Washington, W. 2-4; Lewis, K. 4-1; Ford, T. 4-1; Bowen, P. 4-1; Malone, D. 3-1; Mason Thomas, R. 3-1; Stutsman, D. 1-3; Walker, K. 2-1; Omsigho, S. 2-1; Bowen, E. 2-0; Downs, E. 1-1; Woullard, C. 1-1; Boganowski, M. 1-1; Carter, L. 1-0; Anderson, B. 1-0; Williams, D. 1-0; Halton, G. 1-0; Schmit, Z. 1-0; Terry, D. 0-1.

10/12/24 • Cotton Bowl (92,100) • Dallas, Texas		
	<b>#1 TEXAS</b>	<b>34</b>
	<b>#18 OKLAHOMA</b>	<b>3</b>

**DALLAS** — After leading 3-0 and not allowing a first down through the first quarter, No. 18/16 Oklahoma dropped a 34-3 contest to No. 1/1 Texas in the Allstate Red River Rivalry at the Cotton Bowl. It was the programs' first meeting as SEC members and just OU's fifth loss in the last 16 meetings against the Longhorns.

The Sooners finished with 18 first downs to Texas' 17, but UT outgained Oklahoma 406 yards to 237 and averaged 6.7 yards per play to OU's 3.4. After OU held the Longhorns to 13 yards on 10 plays in the first quarter, UT gained 222 yards on 22 plays in the second quarter to take a 21-3 halftime lead and tacked on 13 more points in the second half.

Senior safety Billy Bowman Jr. intercepted a pass in Texas territory on the game's opening possession, but Tyler Keltner missed a 44-yard field goal try moments later. Keltner rebounded to make a 42-yarder to cap the Sooners' third drive, their only points of the day.

Michael Hawkins Jr. became OU seventh freshman quarterback to start vs. Texas, but the first true freshman. He completed 19 of 30 pass attempts for 148 yards and no interceptions. Factoring six sacks, he netted 27 yards on 20 carries.

Freshman receiver Zion Kearney was one of 11 Sooners who caught at least one pass, finishing with team and career highs of four catches and 45 yards. Redshirt junior tight end Bauer Sharp (21 yards) and junior receiver Brenen Thompson (19 yards) caught three passes each. OU's longest completion was 15 yards.

Freshman cornerback Eli Bowen became the first true freshman defensive back to make his initial career start against Texas since cornerback Aaron Colvin in 2010. Bowen notched his first career tackle for loss and led OU with a career-high eight tackles.

Bowen and sophomore safety Peyton Bowen became the first brothers to start a game for Oklahoma since 1987 (offensive linemen Anthony and Jon Phillips), and the first brothers to start a game on defense for OU since 1975 (defensive linemen Lee Roy and Dewey Selmon). Peyton Bowen finished with four tackles, all solo.

Score by Quarters	1	2	3	4	Score	
Texas	0	21	3	10	34	Record: (6-0, 2-0 SEC)
Oklahoma	3	0	0	0	3	Record: (4-2, 1-2 SEC)

**Scoring Summary:**

1st	00:10 OU - #98 T.Keltner 42 yd FG	0-3
	11 plays, 38 yards, TOP 04:42	
2nd	11:20 UT - #85 G.Helm 7 yd pass from #3 Q.Ewers (#45 B.Auburn kick)	7-3
	10 plays, 75 yards, TOP 03:50	
2nd	02:21 UT - #11 S.Bolden 0 yd rush (#45 B.Auburn kick)	14-3
	4 plays, 84 yards, TOP 01:58	
2nd	01:40 UT - #26 Q.Wisner 43 yd rush (#45 B.Auburn kick)	21-3
	1 play, 43 yards, TOP 00:11	
3rd	01:01 UT - #45 B.Auburn 41 yd FG	24-3
	11 plays, 45 yards, TOP 05:35	
4th	07:44 UT - #45 B.Auburn 29 yd FG	27-3
	7 plays, 13 yards, TOP 03:36	
4th	05:21 UT - #3 Q.Ewers 1 yd rush (#45 B.Auburn kick)	34-3
	3 plays, 32 yards, TOP 01:06	

	<b>UT</b>	<b>OU</b>
FIRST DOWNS	17	18
RUSHES-YARDS (NET)	30-177	39-89
PASSING YDS (NET)	229	148
Passes Att-Comp-Int	21-31-1	19-30-1
TOTAL OFFENSE PLAYS-YARDS	61-406	69-237
Fumble Returns-Yards	0-0	0-0
Punt Returns-Yards	4-70	2-19
Kickoff Returns-Yards	0-0	3-52
Interception Returns-Yards	0-0	1-0
Punts (Number-Avg)	3-44.3	6-47.7
Fumbles-Lost	1-0	2-2
Penalties-Yards	5-57	7-49
Possession Time	27:53	32:07
Third-Down Conversions	5 of 13	4 of 15
Fourth-Down Conversions	0 of 1	1 of 2
Red-Zone Scores-Chances	4-6	0-1
Sacks By: Number-Yards	5-29	1-6

**RUSHING: UT** – Wisner, Q. 13-118; Blue, J. 10-30; Wingo, R. 1-25; Ewers, Q. 4-3; Gibson, J. 2-1. **OU** – Barnes, J. 14-38; Hawkins Jr., M. 20-27; Tatum, T. 2-17; Sawchuk, G. 2-9.

**PASSING: UT** – Ewers, Q. 20-29-1-199; Golden, M. 1-2-0-30. **OU** – Hawkins Jr., M. 19-30-0-148.

**RECEIVING: UT** – Helm, G. 5-91; Wisner, Q. 4-12; Moore Jr., D. 3-25; Blue, J. 3-18; Wingo, R. 2-49; Golden, M. 1-23; Bond, I. 1-5; Davis, J. 1-3; Bolden, S. 1-3. **OU** – Kearney, Z. 4-45; Sharp, B. 3-21; Thompson, B. 3-19; Robinson, X. 2-12; Roberts, J. 1-12; Carreon, I. 1-12; Sawchuk, G. 1-7; Barnes, J. 1-6; Pettaway, J. 1-6; Hester, J. 1-4; Tatum, T. 1-4.

**TACKLES (UA-A): UT** – Hill Jr., A. 7-4; Simmons, C. 2-3; Williams Jr., D. 4-0; Gbenda, D. 4-0; Guilbeau, J. 4-0; Muhammad, M. 3-1; Lefau, L. 2-2; Blackwell Jr., M. 2-2; Barron, J. 2-2; Broughton, V. 2-1; Taaffe, M. 2-1; McDonald, J. 2-1; Collins, A. 1-2; Holmes, G. 2-0; Sorrell, B. 1-1; Burke, E. 1-1; Moore, T. 1-1; Smith, T. 1-1; Norton, B. 0-2; Vasek, C. 1-0; Landwehr, M. 1-0; Mukuba, A. 1-0; Roberson, W. 1-0; January, A. 1-0; Johnson-Rubell, J. 1-0; Lole, J. 0-1. **OU** – Bowen, E. 5-3; Lewis, K. 3-3; Stutsman, D. 2-4; Spears-Jennings, R. 5-0; Jackson, J. 0-5; Bowen, P. 4-0; Williams, D. 2-2; Downs, E. 3-0; Terry, D. 1-2; Halton, G. 1-1; Carter, L. 1-1; McKinzie, K. 1-1; Bowman Jr., B. 1-0; McCullough, D. 1-0; Walker, K. 1-0; Heinecke, O. 1-0; Vickers, M. 1-0; Washington, W. 1-0; Boganowski, M. 1-0; Powers III, R. 1-0; Sharp, B. 1-0; Malone, D. 0-1; Kanak, J. 0-1; Woullard, C. 0-1; Adebawore, A. 0-1.

10/19/24 • Gaylord Family – Oklahoma Memorial Stadium (83,331) • Norman		
	<b>SOUTH CAROLINA</b>	<b>35</b>
	<b>OKLAHOMA</b>	<b>9</b>

**NORMAN** — Oklahoma outgained South Carolina 291 to 254 in total yardage and finished with 19 first downs to the Gamecocks' 15, but fell 35-9 at home as it was outscored 24-0 off turnovers.

The Sooners (4-3, 1-3) held the Gamecocks (4-3, 2-3) to 74 rushing yards, more than 100 below their season average of 175.3 entering the game, and 1.8 yards per rush, but turned the ball over on each of their first three possessions, resulting in two defensive touchdowns and a 21-0 first-quarter deficit. South Carolina added a field goal early in the second quarter before kicker Zach Schmit got OU on the board when he converted a 44-yard field goal try with four minutes to play in the half. USC found the end zone one more time to take a 32-3 lead into the break.

Jackson Arnold, who hadn't played since the fourth game of the season but replaced starter Michael Hawkins Jr. in the first quarter, hit Brenen Thompson for a 54-yard score midway through the third quarter, but a failed two-point attempt kept the score 32-9. Arnold completed 18 of his 36 passes for a season-high 225 yards.

OU's defense matched its season high with six sacks and a totaled a season-high 11 tackles for loss, but surrendered nine sacks and 13 TFLs. Danny Stutsman registered a game-leading 16 tackles while Gracen Halton paced the team with 1.5 sacks. The Sooners turned the ball over four times and did not generate a takeaway for the first time in a year, breaking a streak of 12 games with at least one turnover gained.

Jovantae Barnes rushed for a season-high 70 yards on 17 carries and true freshman wide receiver Jacob Jordan registered career bests of six catches and 86 yards while playing in his second collegiate game. J.J. Hester caught four passes for 44 yards and Thompson finished with 59 yards on his two receptions.

Score by Quarters	1	2	3	4	Score	
South Carolina	21	11	0	3	35	Record: (4-3, 2-3 SEC)
Oklahoma	0	3	6	0	9	Record: (4-3, 1-3 SEC)

**Scoring Summary:**

1st	12:33 USC - #5 R.Sanders 3 yd rush (#40 A.Herrera kick)	
	5 plays, 41 yards, TOP 02:13	7-0
1st	11:21 USC - #91 T.Hemingway 36 yd fumble return (#40 A.Herrera kick)	
	TOP 01:12	14-0
1st	09:40 USC - #7 N.Emmanwori 65 yd interception return (#40 A.Herrera kick)	
	TOP 01:41	21-0
2nd	12:05 USC - #40 A.Herrera 39 yd FG	
	4 plays, 4 yards, TOP 01:52	24-0
2nd	05:17 OU - #34 Z.Schmit 44 yd FG	
	11 plays, 53 yards, TOP 04:01	24-3
2nd	01:54 USC - #6 J.Simon 33 yd pass from #16 L.Sellers (#44 M.Brown rush)	
	8 plays, 75 yards, TOP 03:23	32-3
3rd	07:33 OU - #15 B.Thompson 54 yd pass from #11 J.Arnold (#10 B.Sharp pass from #11 J.Arnold failed)	
	8 plays, 90 yards, TOP 03:31	32-9
4th	07:48 USC - #40 A.Herrera 33 yd FG	
	4 plays, 6 yards, TOP 01:37	35-9

	USC	OU
FIRST DOWNS	15	19
RUSHES-YARDS (NET)	41-74	41-53
PASSING YDS (NET)	180	238
Passes Att-Comp-Int	17-27-0	22-42-2
TOTAL OFFENSE PLAYS-YARDS	68-254	83-291
Fumble Returns-Yards	1-36	0-0
Punt Returns-Yards	2-10	4-23
Kickoff Returns-Yards	1-20	2-34
Interception Returns-Yards	2-63	0-0
Punts (Number-Avg)	8-51.6	5-46.6
Fumbles-Lost	0-0	6-2
Penalties-Yards	6-42	3-27
Possession Time	31:47	28:13
Third-Down Conversions	6 of 18	6 of 19
Fourth-Down Conversions	0 of 1	1 of 5
Red-Zone Scores-Chances	2-3	1-1
Sacks By: Number-Yards	9-77	6-48

**RUSHING: USC** – Sanders, R. 15-33; Sellers, L. 13-28; McDowell, J. 3-15; Adaway III, O. 4-8; Howell, J. 3-5; Beville, D. 1-13. **OU** – Barnes, J. 17-70; Tatum, T. 4-16; Hicks, K. 2-11; Hawkins Jr., M. 1-15; Arnold, J. 17-29.

**PASSING: USC** – Sellers, L. 16-24-0-175; Kroeger, K. 0-1-0-0; Ashford, R. 1-1-0-5; Beville, D. 0-0-0-0. **OU** – Arnold, J. 18-36-0-225; Hawkins Jr., M. 3-5-2-18; Elzinga, L. 1-1-0--5.

**RECEIVING: USC** – Simon, J. 4-43; Jacobs, V. 4-40; Bennett Jr., M. 2-13; Harbor, N. 2-13; Adaway III, O. 1-27; Smith, M. 1-25; Larvadain, G. 1-7; Sanders, R. 1-7; Campbell, D. 1-5. **OU** – Jordan, J. 6-86; Hester, J. 4-44; Barnes, J. 4-21; Sharp, B. 3-9; Thompson, B. 2-59; Tatum, T. 1-18; Roberts, J. 1-5; Ragins, Z. 1-4-4.

**TACKLES (UA-A): USC** – Emmanwori, N. 7-4; Knight Jr., D. 7-4; Martin-Scott, B. 7-4; Williams, D. 1-8; Collier, J. 3-1; Smith, D. 2-2; Geer, J. 2-1; Kilgore, J. 1-2; Sanders, T. 1-2; Stewart, D. 2-0; Hemingway, T. 2-0; Porter, R. 2-0; Edmond, G. 1-1; Williams, P. 1-1; Kennard, K. 1-1; Spaulding, D. 1-1; Huntley, A. 0-2; Johnson, F. 0-2; Thomas Jr., B. 1-0; Goodwine, M. 1-0; Swain, V. 1-0; Ford, K. 1-0; Bucey, D. 1-0; Porter, R. 0-1; Barrett, N. 0-1; Kilgore, G. 0-1; Bryant, C. 0-1. **OU** – Stutsman, D. 5-11; Lewis, K. 2-6; Spears-Jennings, R. 3-3; Jackson, J. 2-2; Bowen, P. 2-2; Williams, D. 0-4; Bowen, E. 3-0; Walker, K. 3-0; Adebawore, A. 2-1; Halton, G. 2-1; Ford, T. 1-2; Kanak, J. 1-2; Bowman Jr., B. 0-3; Downs, E. 2-0; Johnson, J. 2-0; McKinzie, K. 2-0; Omosigbo, S. 1-1; Woullard, C. 0-2; Heinecke, O. 0-1; Anderson, B. 0-1; Carter, L. 0-1; Mason Thomas, R. 0-1; McCullough, D. 0-1; Stone, D. 0-1.

10/26/24 • Vaught-Hemingway Stadium (67,926) • Oxford, Miss.		
	<b>OKLAHOMA</b>	<b>14</b>
	<b>#18 OLE MISS</b>	<b>26</b>

**OXFORD, Miss.** — Oklahoma led 14-10 at halftime, but was outscored 16-0 in the second half and lost 26-14 at No. 18 Ole Miss 26-14. The game marked the first in OU history in the state of Mississippi.

Sophomore quarterback Jackson Arnold completed 22 of 31 pass attempts for 182 yards and two touchdowns. His first TD throw was to redshirt junior tight end Bauer Sharp on an 11-yard play in the first quarter tied the score at 7-all with 2:18 left. Sharp registered a career- and game-high eight receptions for a team-high 53 yards on the day.

After Ole Miss pulled ahead on a 35-yard field goal by Caden Davis in the second quarter, Arnold found freshman wide receiver Jacob Jordan for a 9-yard TD with six seconds remaining in the half, capping a 13-play, 92-yard drive and giving OU a 14-10 edge at the break. It was OU's longest drive of the season in terms of distance.

The Sooners (4-4, 1-4 SEC) outgained the Rebels (6-2, 2-2) 235 to 162 in total yardage and converted 7 of 9 third down attempts in the first half, as Arnold completed 10 of 13 passes for 110 yards and two touchdowns and rushed 13 times for 44 yards. Ole Miss scored 13 points in the third quarter and three more in the fourth, as OU managed just 94 yards after halftime. In the first half, the Sooners held a 235-162 advantage in total yards.

Senior linebacker Danny Stutsman recorded a team-high nine tackles, 1.5 of them for loss. He and redshirt sophomore linebacker Kobie McKinzie combined to stop Ole Miss for a three-yard loss on fourth-and-1 in the second quarter, leading to Oklahoma's touchdown drive to take the lead before halftime.

Senior defensive back Billy Bowman Jr. and redshirt sophomore linebacker Kip Lewis each tallied seven tackles. Junior linebacker Dasan McCullough made his first start of the season after missing the first five games with an injury, and finished with five tackles and his first TFL of the year.

Junior running back Jovantae Barnes led all rushers with 67 yards on 16 carries and totaled career highs of five catches and 57 receiving yards.

Score by Quarters	1	2	3	4	Score	
Oklahoma	7	7	0	0	14	Record: (4-4, 1-4 SEC)
Ole Miss	7	3	13	3	26	Record: (6-2, 2-2 SEC)

**Scoring Summary:**

1st	12:36 OM - #21 H.Parrish Jr. 9 yd rush (#41 C.Davis kick)	
	6 plays, 75 yards, TOP 02:24	0-7
1st	02:18 OU - #10 B.Sharp 11 yd pass from #11 J.Arnold (#34 Z.Schmit kick)	
	8 plays, 60 yards, TOP 03:43	7-7
2nd	07:29 OM - #41 C.Davis 35 yd FG	
	10 plays, 68 yards, TOP 04:25	7-10
2nd	00:06 OU - #88 J.Jordan 9 yd pass from #11 J.Arnold (#34 Z.Schmit kick)	
	13 plays, 92 yards, TOP 02:34	14-10
3rd	09:34 OM - #86 C.Prieskorn 24 yd pass from #2 J.Dart (#41 C.Davis kick missed)	
	8 plays, 65 yards, TOP 03:32	14-16
3rd	05:20 OM - #38 J.Pegues 1 yd rush (#41 C.Davis kick)	
	7 plays, 83 yards, TOP 02:50	14-23
4th	14:51 OM - #41 C.Davis 42 yd FG	
	6 plays, 43 yards, TOP 02:02	14-26

	OU	OM
FIRST DOWNS	24	18
RUSHES-YARDS (NET)	50-147	31-69
PASSING YDS (NET)	182	311
Passes Att-Comp-Int	22-31-0	22-30-0
TOTAL OFFENSE PLAYS-YARDS	81-329	61-380
Fumble Returns-Yards	0-0	1-0
Punt Returns-Yards	3-30	3-9
Kickoff Returns-Yards	2-43	0-0
Interception Returns-Yards	0-0	0-0
Punts (Number-Avg)	5-45.6	4-53.0
Fumbles-Lost	2-2	2-1
Penalties-Yards	7-71	7-94
Possession Time	33:45	26:15
Third-Down Conversions	8 of 18	5 of 13
Fourth-Down Conversions	2 of 5	0 of 2
Red-Zone Scores-Chances	2-4	3-4
Sacks By: Number-Yards	1-4	9-50

**RUSHING: OU** – Barnes, J. 16-67; Tatum, T. 9-42; Arnold, J. 24-39; Sharp, B. 1-1. **OM** – Parrish Jr., H. 15-44; Dart, J. 8-24; Bentley IV, U. 5-5; Pegues, J. 1-1; Wells Jr., A. 1-3.

**PASSING: OU** – Arnold, J. 22-31-0-182. **OM** – Dart, J. 22-30-0-311.

**RECEIVING: OU** – Sharp, B. 8-53; Jordan, J. 6-38; Barnes, J. 5-57; Hester, J. 1-19; Roberts, J. 1-8; Franklin, S. 1-7. **OM** – Prieskom, C. 5-71; Lee, C. 4-59; Watkins, J. 4-59; Wright, D. 3-54; Wells Jr., A. 3-39; Parrish Jr., H. 2-3; Davis, M. 1-26.

**TACKLES (UA-A): OU** – Stutsman, D. 4-5; Lewis, K. 6-1; Bowman Jr., B. 4-3; McCullough, D. 4-1; Malone, D. 4-1; Spears-Jennings, R. 3-1; Halton, G. 0-4; Walker, K. 3-0; Bowen, E. 1-1; Washington, W. 1-1; Jackson, J. 1-1; Terry, D. 1-1; Woullard, C. 1-1; Hester, J. 1-0; Downs, E. 1-0; Omosigbo, S. 1-0; Bowen, P. 1-0; Ford, T. 1-0; McKinzie, K. 0-1; Williams, D. 0-1; Thomas, R. 0-1. **OM** – Paul Jr., C. 7-5; Perkins, S. 8-3; Dottery, T. 5-5; Saunders, J. 7-2; Coleman, K. 4-4; Pegues, J. 4-2; Washington, T. 3-3; Amos, T. 3-0; Umanmielen, P. 3-0; Banks, Y. 2-1; Ivery, J. 2-1; Moore, L. 2-1; Stone, A. 2-1; Hamilton, I. 2-0; Harris, Z. 1-1; Davis, C. 1-0; Graves Jr., C. 1-0; Nolen, W. 1-0; Brown, J. 0-1.