



OKLAHOMA FOOTBALL

7 NATIONAL CHAMPIONSHIPS ♦ 31 BOWL CHAMPIONSHIPS ♦ 50 CONFERENCE CHAMPIONSHIPS ♦ 42 10-WIN SEASONS ♦ 7 HEISMAN TROPHY WINNERS
167 FIRST-TEAM ALL-AMERICANS ♦ 513 FIRST-TEAM ALL-CONFERENCE HONOREES ♦ 92 NATIONAL AWARD WINNERS ♦ 30 COLLEGE FOOTBALL HALL OF FAMERS

2024 SCHEDULE (ALL TIMES CENTRAL)		
Aug. 30	Temple (ESPN)	W, 51-3
Sept. 7	Houston (SECN)	W, 16-12
Sept. 14	Tulane (ESPN)	W, 34-19
Sept. 21	6/7 Tennessee* (ABC)	L, 15-25
Sept. 28	at Auburn* (ABC)	W, 27-21
Oct. 12	vs. 1/1 Texas*^ (ABC)	L, 3-34
Oct. 19	South Carolina* (SECN)	L, 9-35
Oct. 26	at 18/18 Ole Miss* (ESPN)	L, 14-26
Nov. 2	Maine (SECN+/ESPN+)	W, 59-14
Nov. 9	at RV/22 Missouri* (SECN)	6:45 p.m.
Nov. 23	11/11 Alabama*	2:30-3:30/5-7 p.m.
Nov. 30	at 14/13 LSU*	2:30-3:30/5-7 p.m.

* SEC game
^ AT&T Red River Rivalry (Dallas, Texas)

ON THE AIR	
TV: SEC NETWORK	
Play-by-Play:	Tom Hart
Analyst:	Jordan Rodgers
Field Reporter:	Cole Cubelic


NATIONAL RADIO: WESTWOOD ONE	
Play-by-Play:	Nate Gatter
Analyst:	Derek Rackley

OU RADIO: SOONER SPORTS NETWORK	
Flagship KRXX 107.7 FM	
Free Online: The Varsity Network	
Sirius/XM 374	
Play-by-Play:	Toby Rowland
Analyst:	Teddy Lehman
Field Reporter:	Chris Plank
Field Analyst:	Gabe Ikard

OU SPANISH RADIO	
Éxitos 96.5 FM (OKC); 101.5 FM El Patrón (Tulsa)	
Free Online: The Varsity Network	
Play-by-Play:	Enrique Vasquez
Analyst:	Luis Rendón

SERIES HISTORY	
Overall:	OU leads 67-24-5
Since 1970:	OU leads 32-4
In Columbia:	OU leads 31-16
Last Meeting:	OU won 38-28 (9/24/11 in Norman)
Note:	OU has won 8 of last 9 and 20 of last 22



OKLAHOMA (5-4, 1-4)	GAME 10	RV/22 MISSOURI (6-2, 2-2)
 <p>SOONERS Head Coach: Brent Venables Record at OU: 21-14 (3rd Year) Career Record: Same Last: Won 59-14 vs. Maine</p>		 <p>TIGERS Head Coach: Eliah Drinkwitz Record at UM: 34-23 (5th Year) Career Record: 46-24 (6th Year) Last: Lost 34-0 at Alabama</p>
Saturday, Nov. 9, 2024 ■ 6:45 p.m. CT ■ Columbia, Mo. ■ Memorial Stadium (62,621) ■ SEC Network		

OPENING KICK

► In the first meeting between the programs since 2011, Oklahoma (5-4, 1-4 SEC) travels to face Missouri (6-2, 2-2) on Saturday at 6:45 p.m. CT at Memorial Stadium in Columbia. Missouri is ranked No. 22 in the AFCA Coaches Poll. The game will be televised by SEC Network with **Tom Hart, Jordan Rodgers** and **Cole Cubelic** announcing.

► Former longtime conference cohorts, Oklahoma and Missouri are meeting for the 97th time Saturday, with the Sooners holding a commanding 67-24-5 series lead. The programs first met in 1902 in Columbia and played every year from 1919-1995.

► OU posted an 8-2 record against Missouri when both schools were members of the Big 12 Conference. Saturday's game will mark the first meeting between the programs since 2011, which was the Tigers' last year in the Big 12. The No. 1-ranked Sooners won that game 38-28 in Norman over unranked Mizzou.

► The Sooners have won eight of the last nine meetings against the Tigers and 20 of the last 22.

► Missouri's last five wins in the series have come in Columbia (2010 [36-27], 1998 [20-6], 1983 [10-0], 1981 [19-14] and 1969 [44-10]). Going back to the start of the **Barry Switzer** era (1973), OU has won 12 of its last 16 games at Mizzou.

► Oklahoma has won 34 of its last 44 true road games (.773) going back to the 2014 season, but are 6-7 in their last 13 such contests going back to 2021 (1-1 this season).

► The 2024 season marks the 130th in OU football history. The Sooners lead the nation with their 50 all-time conference championships, 27 11-plus-win seasons (tied), 33 AP top-five finishes and five No. 1 overall NFL Draft picks (tied). They rank second with their seven Heisman Trophy winners (tied), third with seven AP national championships, their 101 weeks as the AP's No. 1 team and 431 total weeks in the AP Top 5, and fourth with their 57 bowl appearances, 31 bowl wins (tied) and 417 NFL Draft picks.

► Since the end of World War II (1946 season to present), OU leads all programs with 705 wins (30 more than Alabama, the program with the next most). Missouri ranks 39th with 474 wins during the same span.



Over the last three games, junior RB Jovantae Barnes is averaging 113.3 rushing yards and 6.7 yards per rush. He has also caught 10 passes for 97 yards during the stretch. In Saturday's 59-14 win over Maine, he finished with career highs of 203 rushing yards and three rushing TDs.

NUMBERS TO NOTE		
<p>1</p> <p>Oklahoma needs one more win to become bowl eligible. At 25 years, OU owns the nation's second-longest active bowl streak, trailing only Georgia (27). The Sooners' streak began in 1999.</p>	<p>3</p> <p>Saturday's game will mark the third Oklahoma-Missouri night contest in Columbia, with the programs splitting the previous two (OU won 31-24 in 2002; MU prevailed 36-27 in 2010).</p>	<p>323.6</p> <p>Through nine contests, OU is allowing just 323.6 yards per game. The last time the Sooners held opponents to a lower figure over an entire season was 2009 (272.6 ypg).</p>

OU ATHLETICS COMMUNICATIONS FOOTBALL CONTACTS



MIKE HOUCK
Associate AD/Communications
Office: (405) 325-8227
Cell: (405) 249-5892
Email: mhouck@ou.edu



ERIC HOLLIER
Director
Office: (405) 325-6449
Cell: (405) 570-9228
Email: ehollier@ou.edu



PATRICK DUNN
Associate Director
Cell: (405) 388-1353
Email: patrickjdunn@ou.edu

HEAD COACH BRENT VENABLES

Alma Mater: Kansas State, 1992
Career Record: 21-14 (.600)
Record at OU: Same
Regular Season Conference Record: 11-12 (.478)

ASSISTANT COACHES

Zac Alley (Co-Defensive Coordinator/LB)
Todd Bates (Assoc. HC/Co-Def. Coord./Run Def./DT)
Bill Bedenbaugh (OL)
Miguel Chavis (DE)
Joe Jon Finley (Co-Off. Coordinator/TE)
Brandon Hall (S)
Kevin Johns (Co-Offensive Coordinator/QB)
Emmett Jones (Pass. Game Coord./WR)
DeMarco Murray (RB)
Jay Valai (Co-Def. Coord./Pass Defense/CB/NB)

PROGRAM HISTORY

First Year: 1895 (this is 130th season)
All-Time Record: 949-345-53 (.724)
All-Time Conf. Record: 532-170-22 (.750)
All-Time SEC Record: 1-4 (.200)
All-Time Bowl Record: 31-25-1 (.553)
National Championships (AP): 7
Years: 1950, '55, '56, '74, '75, '85, 2000
Conference Championships: 50
Big 12 Championships: 14
2000, '02, '04, '06-08, '10, '12, '15-20
Undefeated Seasons: 14
11-Plus-Win Seasons: 27 (T-most in nation)

STADIUM/FIELD INFORMATION

Name: Gaylord Family - Oklahoma Memorial Stadium
Capacity: 80,126
Surface: Natural Grass
Stadium First Year: 1925
Record at Stadium: 422-88-15 (.818)
Field Name: Owen Field
Field First Year: 1923
Record at Field: 425-92-16 (.812)

UNIVERSITY INFORMATION

Location: Norman, Okla.
Founded: 1890
Enrollment: 34,523
Colors: Crimson and Cream
President: Joseph Harroz Jr.
Athletics Director: Joe Castiglione

KEY STORYLINES

► After averaging 288.1 offensive yards per game over its first seven outings this season, Oklahoma has averaged 497.0 over its last two contests at Ole Miss (329; the Rebels ranked No. 13 nationally in total defense entering the game at 289 yards allowed) and vs. Maine (665). Not including sacks, the Sooners totaled 578 rushing yards over the two games and averaged 6.2 yards per carry.

► Since being reinserted into the lineup early in the game against South Carolina three weeks ago, sophomore quarterback **Jackson Arnold** has completed 55 of 88 passes (63%) for 631 yards and five touchdowns with no interceptions.

► Junior running back **Jovantae Barnes**' three best rushing performances this season have come in the last three games. Barnes had 70 yards on 17 carries (4.1 average) three weeks ago against South Carolina, ran for 67 yards on 16 carries (4.2 average) two weeks ago at Ole Miss and racked up career highs of 203 yards (11.3 average) and three touchdowns on 18 carries Saturday vs. Maine. He is averaging 113.3 yards per game and 6.7 yards per rush over the three contests.

► OU wide receiver **J.J. Hester**, a transfer from Missouri, will return to Columbia on Saturday. The redshirt senior spent 2020 and '21 at Mizzou, redshirting his first season (did not play) and catching 12 passes for 225 yards and two TDs in his 13 games (one start) in '21. Plagued by injury the last two seasons at OU (he played in nine total games and logged one reception), Hester has 13 catches this season for a team-high 265 yards. He is coming off a career-high 112-yard effort, which included a 90-yard touchdown. It was OU's longest reception since 1995 and tied for the second longest in school history.

► True freshman walk-on receiver **Jacob Jordan**, who did not play in OU's first six games, has totaled 15 receptions for 160 yards over the last three contests (his first collegiate appearances). He had six catches for 86 yards against South Carolina, six more grabs for 38 yards and his first career touchdown at Ole Miss and three receptions for 36 yards against Maine.

► Senior **Danny Stutsman** has 344 career tackles to rank 11th in Oklahoma history (ninth among linebackers). He needs nine stops to tie defensive end **Kevin Murphy** (1981-85) for 10th most in school annals. His 35.5 career tackles for loss rank him seventh among OU inside linebackers (needs 1.5 to move into the top four).

► In the Sooners' five wins this season they have outscored opponents 63-6 off turnovers. In their four losses they have been outscored 41-0 off turnovers. Missouri has outscored opponents 21-14 off turnovers.

► Since the start of the 2023 campaign, OU is 12-0 when it wins the turnover battle (4-0 this year) and 2-6 when it loses it (0-4 this year). Missouri has committed seven turnovers in its eight games (four interceptions and three lost fumbles) and is +1 in turnover margin on the season.

► OU has featured a different starting offensive line in eight of its nine games this season, and 11 Sooners have started at least one contest. **Febечи Nwaiwu** (right guard) has started all nine games. Other starters have been **Jacob Sexton** (four starts at left tackle and four at left guard), **Michael Tarquin** (three games at left tackle and four at right tackle), **Branson Hickman** (four games at center), **Jake Taylor** (four games at right tackle), **Heath Ozaeta** (four games at left guard), **Troy Everett** (started the last three games at center), **Logan Howland** (three games at left tackle), **Joshua Bates** (two games at center), **Spencer Brown** (one game at right tackle) and **Geirean Hatchett** (one game at left guard; out for the year).

► Sixth-year wide receiver **Theo Wease Jr.** and sophomore offensive lineman **Cayden Green** are Tigers who used to be Sooners. Wease Jr. spent four seasons in Norman (2019-22) and started 17 of his 36 games, catching 64 passes for 1,044 yards and 10 touchdowns. As a true freshman last year, Green played in 11 games and made five starts at left guard.

RECAPPING SATURDAY'S WIN OVER MAINE

► Oklahoma turned in its best offensive performance of the season in a 59-14 home win over Maine on Saturday. The Sooners gained season highs of 665 yards (their most since 2022), 381 rushing yards (most since 2020) and 284 passing yards against the FCS Black Bears.

► Each of OU's three highest offensive yardage quarters this season came in the first three periods today: 145 yards in the first quarter, 257 in the second and 174 in the third.

► Junior running back **Jovantae Barnes** finished with career highs of 203 rushing yards and three rushing TDs. He averaged 11.3 yards on his 18 carries, and his 74-yard run on OU's second possession was the program's longest since **Rhamondre Stevenson** broke a 75-yarder against South Dakota in 2019. Barnes also logged runs of 15, 19 and 29 yards, and caught one pass for 19 yards.

► Barnes' TDs came from 2, 8 and 19 yards. His 158 yards in the opening 30 minutes were the most by a Sooner in a first half since **Samaje Perine's** 222 yards against Kansas in 2014. Perine set the still-standing FBS

THE OU-MISSOURI SERIES

Oklahoma owns a 67-24-5 all-time record against Missouri and is 31-16 in Columbia. When both programs were members of the Big 12, OU held an 8-2 head-to-head mark. Below are series results since the 1980 season.

YEAR	SITE	OU/MU RANK	OU RESULT
2011	H	1/NR	W, 38-28
2010	A	3/18	L, 27-36
2008^	N	4/19	W, 62-21
2007*	N	9/1	W, 38-17
2007	H	6/11	W, 41-31
2006^	A	19/23	W, 26-10
2003	H	1/24	W, 34-13
2002	A	3/NR	W, 31-24
1999	H	NR/NR	W, 37-0
1998	A	NR/20	L, 6-20
1995	A	23/NR	W, 13-9
1994	H	NR/NR	W, 30-13
1993	A	20/NR	W, 42-23
1992	H	NR/NR	W, 51-17
1991	A	20/NR	W, 56-16
1990	A	NR/NR	W, 55-10
1989	H	NR/NR	W, 52-14
1988	A	8/NR	W, 16-7
1987	H	1/NR	W, 17-13
1986	H	4/NR	W, 77-0
1985	A	7/NR	W, 51-6
1984	H	10/NR	W, 49-7
1983	A	11/NR	L, 0-10
1982	H	15/NR	W, 41-14
1981	A	15/NR	L, 14-19
1980	H	10/NR	W, 17-7

* Arrowhead Stadium (Kansas City)
^ Big 12 Championship (San Antonio)

2024 TEAM STATS COMPARISON

	OU	MISSOURI
Points/Game	25.3	27.8
Points Allowed/Game	21.0	17.9
1st Downs/Game	18.9	21.5
1st Downs Allowed/Game	16.8	14.6
Rush Yards/Game	145.9	171.6
Rush Yards Allowed/Game	106.1	134.9
Pass Yards/Game	188.7	227.9
Pass Yards Allowed/Game	217.4	164.8
Total Offense/Game	334.6	399.5
Total Defense/Game	323.6	299.6
INT Thrown/INT Made	5/6	4/5
Turnover Margin	+2	+1
Sacks By/Allowed/Game	3.2/4.2	2.2/2.1
3rd Down Off./Def.	34.6/31.9	46.2/28.0
Red Zone Off./Def.	85.3/73.1	89.7/78.9
Kickoff Return Average	18.1	20.1
Punt Return Average	7.7	5.2
Penalties/Yards Per Game	6.0/55.1	5.6/49.6
Field Goals	11-13	15-23

2024 NCAA RANKINGS COMPARISON

	OU	MISSOURI
Points/Game	88th	70th
Points Allowed/Game	30th	17th
First Downs/Game	101st	51st
First Downs Allowed/Game	19th	4th
Rush Yards/Game	82nd	55th
Rush Yards Allowed/Game	17th	54th
Pass Yards/Game	109th	70th
Pass Yards Allowed/Game	66th	10th
Total Offense/Game	112th	61st
Total Defense/Game	29th	13th
Turnover Margin	55th	62nd
Sacks/Game	9th	45th
Sacks Allowed/Game	133rd	82nd
3rd Down Offense	111th	22nd
3rd Down Defense	20th	4th
Red Zone Offense	67th	32nd
Red Zone Defense	18th	35th
Kickoff Return Average	102nd	65th
Punt Return Average	77th	102nd

2024 SEC STANDINGS

	SEC	OVERALL
Georgia	5-1	7-1
Texas A&M	5-1	7-2
Tennessee	4-1	7-1
Texas	3-1	7-1
LSU	3-1	6-2
Ole Miss	3-2	7-2
Alabama	3-2	6-2
Vanderbilt	3-2	6-3
South Carolina	3-3	5-3
Arkansas	3-3	5-4
Missouri	2-2	6-2
Florida	2-3	4-4
Oklahoma	1-4	5-4
Auburn	1-5	3-6
Kentucky	1-6	3-6
Mississippi State	0-5	2-7

THIS WEEK'S SEC SCHEDULE

(All times Central)

Florida at Texas, 11 a.m. (ABC)
Georgia at Ole Miss, 2:30 p.m. (ABC)
South Carolina at Vanderbilt, 3:15 p.m. (SECN)
Mississippi State at Tennessee, 6 p.m. (ESPN)
Alabama at LSU, 6:30 p.m. (ABC)
Oklahoma at Missouri, 6:45 p.m. (SECN)

single-game rushing record that day with 427 yards.

► Freshman running back **Taylor Tatum** added 48 rushing yards (the second most of his career) and a 1-yard touchdown on his 10 carries.

► Quarterback **Jackson Arnold** completed 15 of 21 passes (71%) for 224 yards and two touchdowns without an interception. The sophomore, who left the game at the 6:20 mark of the third quarter, also ran nine times for 45 yards and a 1-yard TD.

► Arnold's TD passes went to redshirt senior receiver **J.J. Hester** (90-yarder in the second quarter) and to redshirt sophomore tight end **Kaden Helms** (9-yarder in the third quarter). Hester's 90-yard reception was the longest catch by a Sooner since 1995 and the longest by an OU player in the 100-year history of Gaylord Family – Oklahoma Memorial Stadium. He finished the game with four grabs for a career-high 112 yards. Helms' TD was the first of his career and came on his second career catch.

► OU's defense held Maine to 251 yards and 4.0 yards per play. Senior linebacker **Danny Stutsman** registered a team-high six tackles and his first sack of the season, while junior safety **Robert Spears-Jennings** finished with a pair of tackles and a QB hurry, and forced and recovered a fumble on the same play on the opening possession of the second half. It was Spears-Jennings' fourth forced fumble of the season (he ranks second nationally) and second recovery.

► Redshirt seniors **Caiden Woullard** (defensive end) and **Spencer Brown** (offensive lineman) made their first starts as Sooners, while sophomore defensive back **Jacobe Johnson** made his first career start.

► After surrendering nine sacks each of the previous two weeks, the Sooners allowed none against Maine.

RIVALRY RENEWED

► Saturday's game will mark the 97th between Oklahoma and Missouri, but the first since 2011. The only opponents OU has played more often than Mizzou are Texas (120 games), Oklahoma State (118), Kansas (114) and Kansas State (103).

► The Sooners own a 67-24-5 all-time record against the Tigers and have won eight of the last nine meetings, 20 of the last 22, 32 of the last 36 and 51 of the last 60.

► OU is 31-16 against MU in Columbia and has won 23 of its last 29 games there.

► The Sooners have posted 20 shutouts against the Tigers, OU's third most against any opponent (32 vs. Oklahoma State and 24 vs. Kansas State). The most lopsided score in series history came in 1986 when **Barry Switzer's** Sooners won 77-0 in Norman.

► In the teams' last meeting on Sept. 24, 2011, **Bob Stoops'** No. 1-ranked OU squad came back from an 11-point deficit (14-3) to post a 38-28 home victory. The Sooners racked up 592 yards of offense, including 448 passing yards from **Landry Jones** on 35-of-48 (.729) throwing. All three of Jones' touchdowns were to wide receiver **Ryan Broyles**, who caught 13 passes for 154 yards. OU held Mizzou QB **James Franklin** to a .485 completion percentage (16 for 33). He threw for 291 yards and one score. Running back **Henry Josey** (133) and Franklin (103) each rushed for over 100 yards.

OU ROAD SHOW

► Oklahoma has won 34 of its last 44 true road games (.773) going back to 2014, with seven of the 10 losses one-score outcomes.

► OU's 2019 defeat at Kansas State snapped the Sooners' 22-game true road winning streak (it hadn't lost since Oct. 4, 2014, at TCU), which was the second longest such streak nationally since at least the end of World War II. During the 22-game streak, OU outscored foes 1,076-626 (49-28 average) and outgained them by 3,621 yards (583-419 average).

► The Sooners have outgained their opponent in 32 of their last 44 true road games.

► OU has scored at least 30 points in 41 of its last 49 true road games (school-record 35-game streak was stopped in 2021 at Baylor). The next highest team total over its last 49 true road contests is 34 (Ohio State).

OFFENSIVE COORDINATOR CHANGE

► Oklahoma head coach **Brent Venables** announced an offensive coaching change on Sunday, Oct. 20, relieving **Seth Littrell** of his offensive coordinator and quarterbacks coach duties. Venables said that, on an interim basis, **Joe Jon Finley** will continue his role as co-offensive coordinator and take on primary play-calling responsibilities, with senior offensive analyst **Kevin Johns** being elevated to co-offensive coordinator and quarterbacks coach.

► Finley, a former OU player and graduate assistant, returned to the Sooners in 2021 as assistant head coach for offense and tight ends and H-backs coach. After serving as tight ends coach the last two seasons, he was promoted to co-offensive coordinator last November.

► With Finley on staff, the Sooners led the Big 12 Conference in total offense each of the last three seasons (450.1 ypg in 2021, 474.0 in 2022 and 507.0 in 2023).

► A 1998 Dayton graduate who was a quarterback for the Flyers from 1994-97, Johns came to OU from Duke where he was offensive coordinator and quarterbacks coach the last two seasons. Before that, he

OU'S RECORD VS. THE SEC

vs. Alabama	3-2-1
vs. Arkansas	10-4-1
vs. Auburn	3-0
vs. Florida	1-1
vs. Georgia	0-1
vs. Kentucky	2-1
vs. LSU	1-2
vs. Ole Miss	0-2
vs. Mississippi State	0-0
vs. Missouri	67-24-5
vs. South Carolina	0-1
vs. Tennessee	3-2
vs. Texas	51-64-5
vs. Texas A&M	19-12
vs. Vanderbilt	2-0-1
Total	162-116-13

2024 HONORS

BEN ANDERSON (R-SO., LS)

Patrick Mannelly Award Watch List

NIC ANDERSON (R-SO., WR)

Biletnikoff Award Watch List

JACKSON ARNOLD (SO., QB)

Maxwell Award Watch List

BILLY BOWMAN JR. (SR., DB)

AP Preseason All-America Second Team

Preseason All-SEC First Team (Coaches & Media)

Bronko Nagurski Award Watch List

Chuck Bednarik Award Watch List

Jim Thorpe Award Preseason Watch List

DEION BURKS (R-JR., WR)

Preseason All-SEC Third Team (Media)

LUKE ELZINGA (R-SR., P)

Ray Guy Award — Ray's 8 of the Week

(9/9, 9/23, 10/1)

Ray Guy Award Preseason Watch List

GRACEN HALTON (JR., DL)

SEC Defensive Lineman of the Week (9/9)

BRANSON HICKMAN (R-SR., OL)

Outland Trophy Watch List

Rimington Trophy Watch List

JAYDEN JACKSON (FR., DL)

Shaun Alexander Award Watch List

Midseason True Freshman All-American (On3, 247)

TYLER KELTNER (R-SR., K)

SEC Special Teams Player of the Week (9/2)

KIP LEWIS (R-SO., LB)

SEC Defensive Player of the Week (9/30)

GAVIN SAWCHUK (R-SO., RB)

Allstate AFCA Good Works Team Member

Wuerffel Trophy Watch List

Doak Walker Award Watch List

ZACH SCHMIT (R-SR., K)

William V. Campbell Trophy Semifinalist

DANNY STUTSMAN (SR., LB)

Midseason All-America First Team (AP, CBS

Sports, Senior Bowl)

Midseason All-America Second Team (Athlon,

The Athletic)

ESPN Preseason All-America Team

Walter Camp Preseason All-America First Team

The Athletic Preseason All-America First Team

AP Preseason All-America Second Team

Sporting News Preseason All-America Second Team

Preseason All-SEC First Team (Coaches & Media)

Walter Camp Player of the Year Watch List

Bronko Nagurski Watch List

Chuck Bednarik Award Watch List

Butkus Award Watch List

Lombardi Award Preseason Watch List

R MASON THOMAS (JR., DL)

Bronko Nagurski National Defensive Player of the Week (9/9)

collegepressbox

Collegepressbox is the official media website for Division I football. Access and download game notes, quotes, statistics, media guides, headshots, logos and more for all FBS schools, conferences, postseason games, awards and the College Football Playoff. For access, register for an account at collegepressbox.com/register.

served in the same capacity at Memphis from 2019-21, was offensive coordinator and inside receivers and tight ends coach at Texas Tech in 2018, offensive coordinator and quarterbacks coach at Western Michigan in 2017 and offensive coordinator and quarterbacks and wide receivers coach at Indiana from 2014-16 (was also co-offensive coordinator and QB/WR coach for the Hoosiers from 2011-13).

► Prior to Indiana, Johns spent seven seasons at Northwestern. He was running backs coach from 2004-05, wide receivers coach and recruiting coordinator from 2006-07 and passing game coordinator and wide receivers coach from 2008-10. His first full-time stint was at Richmond, where he served as wide receivers coach in 2002 and defensive ends coach in 2003.

SEC SOONERS

► Oklahoma and Texas officially joined the Southeastern Conference on July 1 after 28 years in the Big 12 Conference. OU won half of the Big 12's football titles (14 of 28) since the league began in 1996 (six of the last nine) and posted a 187-61 (.754) record against conference competition (includes an 11-1 record in Big 12 Championship games).

► OU is no stranger to many of its new SEC brethren as Oklahoma has a 162-116-13 (.579) record against the league's current member schools, including fellow new entrant Texas. Not including the Longhorns, OU owns a 111-52-8 (.673) all-time record against current SEC programs.

► Entering this season, OU had never faced two SEC programs: South Carolina and Mississippi State. The Sooners hosted the Gamecocks three games ago but do not face the Bulldogs in 2024. Also entering this year, OU had never played a campus game against Auburn, Florida, Georgia, LSU, Ole Miss, Mississippi State or South Carolina.

► The SEC is the Sooners' seventh football conference. They were also a member of the Southwest Conference (two championships), Missouri Valley (one championship), Big Six (five championships), Big Seven (12 championships), Big Eight (16 championships) and Big 12 (14 championships).

► Oklahoma's 14 Big 12 titles were 10 more than the program with the next most (Texas won four). From 2010 through 2023, OU won eight Big 12 titles and was followed by Baylor (three), Kansas State (two) and Oklahoma State, TCU and Texas (one each).

R MASE IN YOUR FACE

► Junior defensive lineman **R Mason Thomas** is tied for 21st nationally and ranks sixth in the SEC with his 6.0 sacks, and all of them have come in the last seven games (3.0 vs. Tulane, 0.5 vs. Tennessee, 2.0 at Auburn, 0.5 vs. South Carolina).

► Thomas has racked up 5.0 of his 6.0 sacks in the fourth quarter and with OU protecting leads. Against Tulane, his 3.0 sacks came in the span of two drives. In one series, Thomas recorded a sack on first down, a pass breakup on third down and another sack on fourth down. On one of his sacks he was credited with a forced fumble and recovery, and added a pass breakup and a quarterback hurry on the day. He was named the Bronko Nagurski National Defensive Player of the Week.

► With OU leading 24-21 at Auburn and under four minutes to go, Thomas recorded a 6-yard sack on third down and a 13-yard sack the next play to give the ball to the Sooners on the Tigers' 25-yard line.

► Thomas became the first Sooner since defensive end **Charles Tapper** in 2015 to register at least 5.5 sacks over a three-game span (Tapper had 6.0).

► Thomas' lone seven career starts have come this season (he did not start against Tennessee or Texas because of opponent offensive personnel; OU started five DBs in both). In his 19 games over the 2022 and '23 campaigns, he logged 3.5 tackles for loss and 1.5 sacks.

MORE ON THE DEFENSE

► Oklahoma's defense made big strides in year two under **Brent Venables** in 2023, and many analysts predicted the improvement to continue this season. That includes Phil Steele, who this summer ranked OU's linebacker and defensive back units each as second best nationally and No. 1 in the SEC.

► The Sooners rank in the top 10 nationally in several defensive categories, including yards allowed per rush (seventh at 2.7), tackles for loss per game (seventh at 8.0) and sacks per game (ninth at 3.2). They also rank 17th in turnovers gained (16), 17th in rushing defense (106.1 ypg), 18th in red zone defense (.731), 19th in rushing touchdowns allowed (eight) and 20th in third-down conversion percentage defense (.319).

► OU is allowing just 323.6 yards per game this year. The last time the Sooners allowed fewer points per contest for an entire season was 2009 (272.6 ypg).

► AP and CBS Sports midseason first-team All-America linebacker and Butkus Award-hopeful **Danny Stutsman** ranks fourth in the SEC with his 8.6 tackles per game and has 7.5 TFLs and three QB hurries. The senior has led OU in tackles each of the last two seasons (125 in 2022, 104 in 2023) and has 338 career stops.

► Junior defensive linemen **Gracen Halton** and **R Mason Thomas** entered the season with a combined 8.0 career tackles for loss and 1.5 sacks, but through nine games this season have teamed for 12.5 TFLs and 10.0 sacks. Halton was named SEC Defensive Lineman of the Week after registering a career-high 2.0 TFLs

OU'S NATIONAL DEFENSIVE RANKINGS

CATEGORY	STAT	RANK
Fumble Recoveries	10	T2nd
Yards Allowed Per Rush	2.9	7th
Tackles For Loss Per Game	8.0	T7th
Sacks Per Game	3.2	T9th
Rushing Defense	106.1	17th
Turnovers Gained	16	T17th
Red Zone Defense Pct.	.731	18th
Rushing TDs Allowed	8	T19th
3rd Down Conv. Pct. Defense	.319	20th
Total Defense	323.6	T29th
Scoring Defense	21.0	T30th
First Downs Allowed	151	T31st

2024 WEEKLY TEAM CAPTAINS

OU's six captains for the Missouri game are:

No.	Name	Class	Pos.
11	Jackson Arnold	So.	QB
2	Billy Bowman Jr.	Sr.	DB
56	Gracen Halton	Jr.	DL
10	Bauer Sharp	R-Jr.	TE
28	Danny Stutsman	Sr.	LB
52	Damonic Williams	Jr.	DL

TEMPLE: Arnold, Bowman Jr., Sharp, Stutsman

HOUSTON: Barnes, Dolby, Downs, Roberts, Schmit

TULANE: McKinzie, Sawchuk, Sexton, Spears-Jennings, Thomas

TENNESSEE: Halton, Nwaiwu, Tarquin, Terry, Washington, D. Williams

AUBURN: Bowen, Elzinga, Lewis, Thompson, Walker

TEXAS: Bowman Jr., Downs, Nwaiwu, Sharp, Stutsman, D. Williams

S. CAROLINA: Elzinga, Everett, Halton, Jackson, Stutsman

OLE MISS: Barnes, Everett, Heinecke, Kanak, McKinzie, Schmit

MAINE: Lewis, McCullough, Roberts, Tarquin, Terry, B. Thompson

SOONERS IN THE NFL

Forty-seven former Sooners are on NFL rosters this week (33 active, four injured reserve, 10 practice squad). All but practice squad players are listed below.

Name	Team	Pos.
Mark Andrews	Ravens	TE
Brian Asamoah II	Vikings	LB
Nik Bonitto	Broncos	LB
Marquise Brown^	Chiefs	WR
Tre Brown	Seahawks	CB
Orlando Brown Jr.	Bengals	OL
Cody Ford	Bengals	OL
Neville Gallimore	Rams	DT
Eric Gray	Giants	RB
Tyler Guyton	Cowboys	OT
Anton Harrison	Jaguars	OT
Creed Humphrey	Chiefs	C
Jalen Hurts	Eagles	QB
Lane Johnson	Eagles	OT
CeeDee Lamb	Cowboys	WR
Jonah Lauulu	Raiders	DT
Baker Mayfield	Buccaneers	QB
McKade Mettauer^	Chiefs	G
Marvin Mims Jr.	Broncos	WR
Joe Mixon	Texans	RB
Wanya Morris	Chiefs	OT
Kyler Murray	Cardinals	QB
Kenneth Murray Jr.	Titans	LB
Ogbo Okoronkwo	Browns	DE
Samaje Perine	Chiefs	RB
Jordan Phillips^	Cowboys	DT
Ben Powers	Broncos	G
Walter Rouse	Vikings	OT
Austin Seibert	Commanders	K
Sterling Shepard	Buccaneers	WR
Rhamondre Stevenson	Patriots	RB
Isaiah Thomas	Bengals	DE
Delarrin Turner-Yell^	Broncos	S
Tress Way	Commanders	P
Brayden Willis	49ers	TE
Trent Williams	49ers	OT
James Winchester	Chiefs	LS

^ Injured reserve

(11-yard sack and a 5-yard safety) in a 16-12 win over Houston in week two. He has 5.0 TFLs, 4.0 sacks, a forced fumble, fumble recovery, a safety and two QB hurries. Thomas turned in a 3.0-sack effort vs. Tulane in which he also logged a forced fumble and recovery, a pass breakup and a QB hurry en route to being named Bronko Nagurski National Defensive Player of the Week. Thomas has team highs of 7.5 TFLs (tied with Stutsman), 6.0 sacks and seven QB hurries on the year. He ranks 21st nationally and sixth in the SEC with his 6.0 sacks, which are already more than any Sooner had last season.

► Junior safety **Robert Spears-Jennings** is tied for second nationally with four forced fumbles (one off the lead) and has a team-high two recoveries. His four forces are tied for the third most in OU single-season history.

► Oklahoma is tied for 12th nationally by allowing just 26 rushes of 10 or more yards and is tied for 13th by allowing just six rushes of at least 20 yards (one by Auburn, three by Texas and one each by South Carolina and Maine).

► OU has allowed only 19 touchdowns on its opponents' 113 possessions (one every six possessions). The defense has forced 51 punts and has recorded 14 takeaways, a safety and six turnovers on downs.

► During the **Brent Venables** era (since the start of the 2022 season), OU's defense is tied for second in the nation with NC State with its 43 interceptions (UNLV has 45). The Sooners have registered at least one interception in 11 of their last 15 games and in 27 of their last 35.

REVAMPED QB ROOM

► Oklahoma's quarterbacks room looks drastically different than it did last season, with only one returning QB on this year's roster. The player is sophomore **Jackson Arnold**, the 2022-23 Gatorade National Football Player of the Year, who took over for two-year starter and unanimous 2023 first-team All-Big 12 honoree Dillon Gabriel. A graduate transfer, Gabriel, who is now at Oregon, entered the year ranked fourth in FBS history in career TDs accounted for (152), seventh in career passing yards (14,865) and eighth in career passing TDs (125).

► Arnold played in seven games as a true freshman last season, completing 44 of 69 passes for 563 yards and four touchdowns, and rushing 31 times for 116 yards and a score. He started in the Alamo Bowl against No. 14 Arizona and threw for 361 yards and a pair of touchdowns. He also played the entire second half at BYU on Nov. 18, directing OU from a 17-17 halftime tie to a 31-24 win.

► Arnold, who started Oklahoma's first four games this season as well as the last two contests, has completed 116 of 190 pass attempts (61%) for 1,169 yards and 12 touchdowns versus three interceptions on the year. He has also rushed for 193 yards and is tied for second on the squad with three rushing TDs.

► Freshman **Michael Hawkins Jr.** entered the Tennessee game late in the first half, finished that contest and then played the entire Auburn and Texas contests. In the victory at Auburn, he became just the seventh OU quarterback to start at least one game as a true freshman, and first Sooner true freshman QB to win on the road in his first career start. In the next game, he became the first OU true freshman QB to start against Texas. Hawkins Jr. also started the South Carolina game before being replaced after the Sooners' third possession

► In his four SEC games, Hawkins Jr. is 43 for 68 through the air (63%) for 459 yards and a touchdown with two interceptions. He has also rushed 47 times for 103 yards and a TD. He completed 11 of 18 pass attempts for 132 yards and a TD against Tennessee, and rushed 12 times for 22 yards with no turnovers. At Auburn, he was 10 of 15 passing for 161 yards and rushed 14 times for 69 yards, including a 48-yard TD. Versus Texas, he completed 19 of 30 passes for 148 yards and had 20 carries for 27 yards (lost 34 yards on sacks). And against South Carolina, he was 3 of 5 through the air for 18 yards (two interceptions) and lost a fumble.

► Hawkins Jr. was rated as a four-star prospect by ESPN, On3 and Rivals and as the No. 3 dual-threat QB recruit in the country by Rivals and No. 7 by ESPN. His father, Michael, played cornerback for Oklahoma under **Bob Stoops** in 2002 before spending multiple years in the NFL.

MORE ON THE OFFENSE

► Junior running back **Jovantae Barnes** leads the team with his 577 rushing yards (averaging 4.7 yards per carry) and has a career-high-tying five rushing touchdowns. He is coming off his three best performances of the year — a 70-yard rushing day vs. South Carolina, a 67-yard rushing afternoon at Ole Miss (also caught five passes for 57 yards, both career highs) and a career-high 203 rushing yards with a career-high three TDs on

OU'S CAREER TACKLE LEADERS

PLAYER	POS	YEARS	TKL
1. Daryl Hunt	LB	1975-78	530
2. Jackie Shipp	LB	1980-83	489
3. Travis Lewis	LB	2008-11	446
4. George Cumby	LB	1975-79	437
5. Rocky Calmus	LB	1998-01	431
6. Rod Shoate	LB	1972-74	426
7. Brian Bosworth	LB	1984-86	413
8. Tyrell Peters	LB	1993-96	380
9. Rick Bryan	DL	1980-83	365
10. Kevin Murphy	DE	1981-85	353
11. Danny Stutsman	LB	2021-24	344
12. Kenneth Murray	LB	2017-19	335
Lee Roy Selmon	DL	1972-75	335

OU'S CAREER TFL LEADERS AMONG INSIDE LINEBACKERS

PLAYER	YEARS	TFL
1. Rocky Calmus	1998-01	59.0
2. Teddy Lehman	2000-03	48.5
3. Brian Bosworth	1984-86	39.0
4. Kenneth Murray	2017-19	37.0
5. Rufus Alexander	2003-06	36.0
Torrance Marshall	1999-00	36.0
7. Danny Stutsman	2021-24	35.5
8. Travis Lewis	2008-11	31.0
Lance Mitchell	2002-04	31.0
10. Tyrell Peters	1993-96	29.0

ACTIVE LEADERS IN INTERCEPTIONS

Senior safety **Billy Bowman Jr.** is tied for fifth nationally among active players with his 11 career interceptions. Bowman, Kansas' Cobee Bryant and UNLV's Cameron Oliver are the only ones on the list who are in their fourth year (the others are in their fifth or sixth seasons).

PLAYER	INTs	YDS	YEAR
Quincy Riley (Louisville)	14	406	6th
Cam Lockridge (Fresno St.)	14	297	5th
Cobee Bryant (Kansas)	13	191	4th
Nohl Williams (Cal)	13	116	5th
Billy Bowman Jr. (OU)	11	251	4th
Cameron Oliver (UNLV)	11	86	4th
Antavious Lane (N. Carolina)	11	162	6th

OU'S 2024 RECRUITING CLASS RANKED AS HIGH AS NO. 7

Head coach **Brent Venables** and his staff signed OU's third straight top-10 recruiting class in 2024. The class of 27 scholarship players all signed during the December early period. The class ranked No. 7 nationally by Rivals, No. 8 in the 247Sports composite and ESPN rankings and No. 9 by On3.

Of the 27 signees, one was rated as a consensus five-star prospect and eight were ranked as consensus four-star prospects on a five-star scale by 247Sports, ESPN, On3 and Rivals. Sixteen were rated a four-star prospect by at least two of the outlets, while 11 received three-star designation from at least three of those services (seven garnered at least one four-star nod).

Fourteen members of the signing class were designated as offensive players and 13 as defensive players, and all were high schoolers. A record 20 of the Sooners' 27 signees enrolled at OU for the spring semester and participated in team activities.

The Sooners signed three players who were rated as the top recruit in their state or country in Oklahoma defensive end Danny Okoye, Kansas defensive back Michael Boganowski and England offensive lineman Daniel Akinkunmi. Seven prospects were rated among the top 10 nationally at their respective position by at least one recruiting service. 13 signees were rated among the top 15 at their position and 18 were rated among the top 25 at their position.

The state of Texas produced the most OU signees with seven, while Oklahoma produced six and Ohio two. The Sooners signed one player each from Alabama, Arizona, England, Florida, Georgia, Indiana, Kansas, Louisiana, Minnesota, Mississippi, Nevada and North Carolina.

2024 OU RECRUITING CLASS

No.	Name	Class	Pos.
72	Josh Aisosa	Fr.	OL
75	Daniel Akinkunmi	Fr.	OL
73	Isaiah Autry-Dent	Fr.	OL
25	Michael Boganowski	Fr.	DB
23	Eli Bowen	Fr.	DB
56	Eugene Brooks	Fr.	OL
24	Ivan Carreon	Fr.	WR
28	KJ Daniels	Fr.	WR
42	Wyatt Gilmore	Fr.	DL
14	Jaydan Hardy	Fr.	DB
9	Michael Hawkins Jr.	Fr.	QB
65	Jayden Jackson	Fr.	DL
12	Devon Jordan	Fr.	DB
7	Zion Kearney	Fr.	WR
84	Davon Mitchell	Fr.	TE
47	James Nesta	Fr.	LB
21	Jeremiah Newcombe	Fr.	DB
16	Danny Okoye	Fr.	DL
45	Mykel Patterson-McDonald	Fr.	DB
55	Eddy Pierre-Louis	Fr.	OL
13	Reggie Powers III	Fr.	DB
81	Zion Ragins	Fr.	WR
21	Xavier Robinson	Fr.	RB
6	Nigel Smith II	Fr.	DL
0	David Stone	Fr.	DL
8	Taylor Tatum	Fr.	RB
12	Brendan Zurbrugg	Fr.	QB

Saturday vs. Maine. Freshman **Taylor Tatum**, the consensus No. 1 running back nationally in the 2024 class, is averaging 5.6 yards on his 43 rushes (239 yards) and has run for three TDs and caught another. He missed the Auburn game due to injury.

► Redshirt sophomore running back **Gavin Sawchuk** started each of the first three games but has been held to 42 yards on 20 carries on the year. Sawchuk, who has not played the last three contests, ran for over 100 yards in each of the last five games in 2023.

► OU's tight ends combined for 20 catches for 252 yards and two touchdowns in 13 games last season. This year, tight ends **Bauer Sharp**, **Jake Roberts** and **Kaden Helms** have already totaled 44 catches for 357 yards and four TDs. Sharp leads the squad with 34 catches, ranks second with 256 receiving yards and has two scores.

► Redshirt junior wide receiver **Deion Burks** leads the team with his 6.5 catches per game and three receiving TDs, which all came in the first half against Temple. In that game, Burks became the first Sooner to register three receiving TDs in his OU debut. Burks' 26 receptions are the most ever by a player in the first four games of his OU career. The Purdue transfer, who has missed the last four games due to injury, entered the season with seven career receiving TDs (all in 2023).

► Redshirt sophomore receiver **Nic Anderson** sustained an injury in August camp and has missed all but one game this season (he started vs. Tennessee but left the game in the first half and has not played since). Anderson earned 2023 freshman All-America honors from The Athletic after catching 38 passes for 798 yards and a team-high-tying 10 TDs. He averaged 21.0 yards per catch to rank fifth nationally.

► Senior receiver **Andre Anthony** tore his ACL in last year's game against Texas (Oct. 5), returned to play limited snaps in this season's opener vs. Temple (one catch) but hasn't played since. Before last season's injury, Anthony led OU with 429 yards on 27 catches.

► Senior receiver **Jalil Farooq** was lost to injury in the first half of the opener against Temple and has not played since. Farooq entered the year with 86 career catches for 1,229 yards and seven TDs, and 32 rushes for 235 yards. OU is also without the services of junior receiver **Jayden Gibson**, who was lost for the year following an August injury. Gibson caught 14 passes for 375 yards (26.8 per reception) and five TDs last season (scored in each of the last three regular season games).

► OU's offensive linemen who have played this season have combined for just 50 career starts as Sooners. Nine of the 11 who have started at least one game this season had never started at OU prior to this year (**Jacob Sexton** had one career start and **Troy Everett** four as a Sooner).

A GLANCE AT SPECIAL TEAMS

► Redshirt senior **Zach Schmit** served as OU's placekicker the last two seasons and has made 31 of his 43 (72%) career field goal attempts and all 134 of his PAT tries. His streak of 134 made extra-points is tied with **Uwe von Schamann** for the third longest in program history. Schmit, who has handled kickoffs in all nine games this season, also handled field goals and extra points at Auburn and each of the last three contests. He has made his lone four field goal attempts of the year (two in the win at Auburn and one each vs. South Carolina and Maine).

► After winning the primary placekicking job, Florida State transfer **Tyler Keltner** went 3 for 3 on field goals and 6 for 6 on extra-point attempts against Temple in the opener to earn SEC Special Teams Player of the Week honors. He is 7 for 9 and 12 for 13, respectively, on the year (missed the Auburn game after having his appendix removed, returned for the Texas game but did not play the last three contests). Keltner spent his first four seasons at East Tennessee State, where he was 56 for 74 on field goals (76%) and 131 of 131 on PATs, and three times earned All-Southern Conference honors.

► Keltner and Schmit have combined to go 11 of 13 on field goal attempts, as OU ranks fourth in the SEC out of 16 teams with its 85% conversion rate.

► Super senior **Luke Elzinga** ranks ninth nationally and fourth in the SEC with a 45.8-yard average on his 46 punts (16 of 50+ yards; long of 63; 17 inside the 20; 14 fair catches; just two touchbacks). His performance has helped OU to a No. 10 national ranking with its 42.7-yard net punting average. Elzinga has already been named to the Ray Guy Award's "Ray's 8" three times this season (following the Houston, Tennessee and Auburn contests).

► Sophomore **Peyton Bowen** ranks third in the SEC (30th nationally) by averaging 8.1 yards on his 21 punt returns (ranks fifth nationally among players with at least 20 returns).

"TAKEAWAYS, NO GIVEAWAYS"

► The Oklahoma coaching staff preaches "takeaways, no giveaways" with its players and the Sooners turned that message into reality through its first five games in 2024, as they were tied for third nationally with a +1.6 turnover margin per contest (13 takeaways, five giveaways) at the time.

MOST CONFERENCE TITLES

Oklahoma leads all of college football with its 50 conference championships.

PROGRAM	TITLES
Oklahoma	50
Nebraska	46
Michigan	44
Ohio State	39
USC	37

CFP APPEARANCES

Oklahoma has made four appearances in the 10-year history of the College Football Playoff, all in the last nine seasons.

PROGRAM	CFPs
Alabama	8
Clemson	6
Ohio State	5
Oklahoma	4
Georgia	3
Michigan	3

MOST WINS SINCE 2000

PROGRAM	RECORD
1. Ohio State	266-51
2. Oklahoma	260-67
3. Alabama	258-71
4. Boise State	256-61
Georgia	255-72
6. Clemson	242-84
7. LSU	239-80
8. Oregon	233-82
9. USC	220-93
Texas	220-94
Wisconsin	220-100

POWER FIVE CONFERENCE TITLES SINCE 2000

1. Oklahoma	14
2. Ohio State	11
3. Alabama	9
4. Florida State	8
Clemson	8
Oregon	8
7. Michigan	6
USC	6
9. LSU	5
10. Georgia	4
Virginia Tech	4
Washington	4

FINAL AP TOP-25 APPEARANCES SINCE 2000

1. Oklahoma	20
Ohio State	20
3. Georgia	18
LSU	18
5. Alabama	17
Clemson	17
7. Florida State	15
Michigan	15
Oregon	15
Texas	15
Wisconsin	15

HEISMAN FINALISTS SINCE 2000

1. Oklahoma	10
2. Alabama	9
3. Ohio State	7
4. Florida	5
Stanford	5
USC	5

ACTIVE BOWL STREAKS

1. Georgia	27
2. Oklahoma	25
3. Wisconsin	22
4. Alabama	20
5. Clemson	19

MOST ALL-TIME 11-PLUS-WIN SEASONS

1. Oklahoma	27
Alabama	27
3. Ohio State	21
4. Penn State	19
5. Florida State	15

MOST WINS SINCE END OF WWII (1946-PRESENT)

1. Oklahoma	705
2. Alabama	675
3. Ohio State	668
4. Penn State	651
5. Texas	636
6. Georgia	632
7. Michigan	630
8. Nebraska	613
9. USC	605
10. Notre Dame	601

MOST TDS SINCE 2015

1. Alabama (135 games)	705
2. Oklahoma (127 games)	673
3. Ohio State (123 games)	656
4. Clemson (134 games)	642
5. Memphis (125 games)	611

▶ That trend has reversed itself the last four games, however, as OU has totaled nine turnovers (seven fumbles and two interceptions) and gained just three (an interception against Texas and fumbles vs. Ole Miss and Maine). The Sooners were outscored 31-7 off turnovers in those outings.

▶ Oklahoma is outscoring opponents 63-47 off turnovers through nine games.

▶ OU has recovered 10 fumble fumbles so far this season, which is four more than it had all of 2023. The 10 recoveries are tied for the second most nationally (Duke has 11).

▶ Nine different Sooners have each registered one fumble recovery and five different players have each logged at least one interception. **Billy Bowman Jr.** has two interceptions and one fumble recovery, while **Robert Spears-Jennings** has two recoveries and one interception. Spears-Jennings is also tied for second nationally with four forced fumbles.

▶ Last season, OU ranked second nationally with 26 takeaways (20 interceptions) and with 111 points off takeaways (ranked first with 8.5 points per game).

▶ Points off turnovers were a telling stat in 2023. In OU's 10 wins last season it outscored opponents 98-17 off turnovers. In its three losses it was outscored 44-13.

DEWEY SELMON HEADED TO HALL

▶ Part of the famed and feared Selmon brothers defensive line trio for Oklahoma's vaunted defenses of the early and mid-1970s, **Dewey Selmon** was named to the 2024 College Football Hall of Fame Class in January and will be inducted Dec. 10 in Las Vegas. He will become Oklahoma's 24th former player in the College Hall of Fame and fifth straight defender.

▶ A Eufaula, Okla., native, Selmon starred at both defensive tackle and nose guard for the Sooners. In his four years on campus, OU posted a 43-2-1 record (the .946 winning percentage was best in the country), won four straight Big Eight championships and captured national titles his junior and senior seasons of 1974 and '75. He earned first-team All-America honors in 1974 and was named a consensus All-American in 1975.

▶ Selmon finished his OU career with 325 tackles and 25 tackles for loss (for 109 yards). In a 16-13 win over Texas in 1974, he registered 22 tackles, which still stands as the single-game school record by a defensive lineman. He also holds the OU bowl record for tackles by a defensive lineman (13) in a 14-6 Orange Bowl win over Michigan that gave the Sooners the national title.

▶ With Selmon as a starter from 1973-75, OU went 32-1-1. Each of his Sooner squads finished in the top three of the AP rankings, winding up at No. 2 in 1972, No. 3 in 1973 and No. 1 in 1974 and '75.

COLLEGE FOOTBALL'S BEST

▶ During the modern era of college football (since the end of World War II), the Sooners are the nation's No. 1 team with more wins (705) than any other program (next most is 675 by Alabama).

▶ Oklahoma has finished in the top 5 of the AP poll a nation-leading 33 times (Ohio State is second with 30).

▶ OU leads all FBS programs with 50 all-time conference championships. The rest of the top five includes Nebraska (46), Michigan (44), Ohio State (39) and USC (37). The Sooners' 14 league titles since 2000 are the most among Power Five programs (Ohio State ranks second with 11).

▶ No program has more all-time 11-win seasons than Oklahoma's 27 (Alabama also has 27). And since the start of the 2000 season, OU and Ohio State have produced a nation-leading 18 seasons of at least 10 wins.

▶ Since former head coach **Bob Stoops** arrived in Norman in 1999, OU leads the country with its 13,006 points scored. Boise State (12,567) is second and Oregon (12,208) third.

▶ OU's 80 consensus All-Americans since 1950 lead the nation (Alabama ranks second with 77 and Ohio State third with 73). Since 2000, OU has produced 30 consensus All-Americans, second only to Alabama.

EXTRA POINTS

▶ OU has won its last 89 games when holding opponents to 22 or fewer points. Its last loss under the circumstance came at Nebraska in 2009 (10-3).

▶ Since the start of the 2012 season, OU is 91-7 when scoring at least 35 points and 80-4 when scoring at least 40.

▶ Twenty-eight players (18 offensive and 10 defensive) have made their first OU starts this season.

▶ In their 15 wins since the start of the 2023 season, the Sooners have outscored opponents 161-23 off turnovers. In their seven losses during the same span, they have been outscored 85-13 off turnovers.

VENABLES BY THE NUMBERS

Brent Venables was hired as OU's 23rd head coach on Dec. 5, 2021. Here's a look at some of his many accomplishments:

3 National championships (2000 at Oklahoma; 2016 and '18 at Clemson)

3 Butkus Award winners (OU's Rocky Calmus [2001] and Teddy Lehman [2003]; Clemson's Isaiah Simmons [2019])

4 Consecutive years Clemson led the nation in tackles for loss (2013-16; also led country in 2018 and was second in 2019 and '20).

8 National championship game appearances (2000, '03, '04 and '08 at OU; 2015, '16, '18 and '19 at Clemson)

8 Times Clemson finished in the top 15 nationally in total defense his last 8 years

10 College Football Playoff games (6 semifinals and 4 championship games) over his last 7 seasons with Clemson

10 Clemson led the nation in sacks, tackles for loss and opponent 3rd-down conversion percentage over his 10 years with the program

13 Number of conference championships (7 at OU, 6 at Clemson)

18 Consensus All-America honors collected by his players (12 at OU)

23 Times his 28 teams won at least 10 games

61 Number of his defensive players picked in the NFL Draft (12 first-rounders)

306 Wins as a full-time coach (against just 67 losses: .820)

GAYLORD FAMILY OKLAHOMA MEMORIAL STADIUM



OU's \$160 million stadium renovation and modernization project bowled in the south end of the facility and added premium seating and a 62-foot-by-38-foot video board.

OKLAHOMA'S PALACE ON THE PRAIRIE TURNS 100

► Gaylord Family – Oklahoma Memorial Stadium, one of America's most recognized college football cathedrals, is hosting football games for the 100th year this season. Situated on the east side of the Norman campus, this historical facility is the largest sports arena in the state and ranks among the 18 largest on-campus facilities in the nation.

► In 1921, University of Oklahoma students started a movement for construction of a student union. By 1925, the idea had grown to include a combined football stadium/student union. In the original architect's drawings, the north end of the proposed structure was strikingly similar to the present Oklahoma Memorial Union, which eventually was constructed separately when head coach and athletics director Bennie Owen suggested it would be best to raise funds for a union and a stadium.

► The field is named Owen Field after Owen, who became a charter member of the National Football Hall of Fame. The first game played at the site took place Oct. 20, 1923 (a 63-7 win over Washington, Mo.).

► On Oct. 17, 1925, the first contest was played in front of the new stands on the west side of the field as OU beat Drake 7-0. The 16,000-seat Oklahoma Memorial Stadium, named in honor of University personnel who died in World War I, was erected at a cost of approximately \$293,000.

► Expansions increased the stadium's capacity to 32,000 (1929), 55,000 (1949), 61,836 (1957), 71,187 (1975), 75,004 (1980), 72,765 (1998), 82,112 (2003) and 83,489 (2016). With 2019's widening of aisles and some seats, capacity dropped to 80,126.

► In July, 1970 the original natural grass surface was removed and artificial turf was installed. That tartan turf was replaced with super turf before the 1981 season. Owen Field returned to grass in 1994.

RECENT RENOVATION

► The OU Board of Regents approved a proposal from OU Athletics on June 25, 2014, to proceed with the development of plans and projects for a major renovation and modernization of the stadium at an estimated cost of \$160 million. The project was carried out entirely from Athletics Department-generated capital funds, bond funds and other private sources.

► The first phase of the building project was completed prior to the 2016 home opener with a focus on the south end zone. The most visible aspect is a completed south end zone seating bowl, a feature that initially increased the seating capacity to 83,489. The addition of handrails and some seat and aisle widening in 2019 reduced capacity to 80,126.

► The seating bowl features an expanded concourse, additional restrooms and concessions, and other amenities. The new structure features 22 suites, 60 open-air loge boxes and 1,976 club seats. Club patrons also benefit from two new clubs.

► Among the most unique features of the new south end zone facility are a pair of open-air fan plazas, one each in the southwest and southeast corners. They each measure at slightly more than 3,000 square feet each and feature a view directly to the game field.

► All student-athlete services in the new building were moved to the ground floor. That space includes a spacious locker room, strength and conditioning area, training room, nutrition center, meeting rooms and the equipment operation. The third floor of the building houses all of the football offices and the team's video department.

► The weight room nearly tripled in size to 26,600 square feet and includes a 70-yard turfed, indoor speed and agility training area. The athletic training room also grew substantially to nearly 10,000 square feet.

► A significantly larger and more more detailed video board replaced the old video board above the north end zone for 2018. The board is 62 feet x 38 feet (2,356 square feet).

STADIUM QUICK FACTS

First Game:	Oct. 17, 1925 (beat Drake 7-0)
OU's Stadium Record:	422-88-15 (.818)
Capacity:	80,126
Surface:	Natural Grass
Record Crowd:	88,308 (11/11/17 vs. TCU)
Field Name:	Owen Field
First Game:	Oct. 20, 1923 (beat Washington [Mo.] 62-7)
OU's Owen Field Record:	425-92-16 (.812)

OU'S STADIUM BESTS

INDIVIDUAL

Rushing Yards:	427, Samaje Perine vs. Kansas, 2014
Passing Yards:	500, Landry Jones vs. Okla. State, 2012
Receiving Yards:	208, Ryan Broyles vs. Colorado, 2010
Tackles:	28, Kenneth Murray vs. Army, 2018
Interceptions:	3 (three players)
Sacks:	5, Cedric Jones vs. Texas Tech, 1994

TEAM

Rushing Yards:	768 vs. Kansas State, 1988
Passing Yards:	512 vs. Oklahoma State, 2012
Total Yards:	829 vs. Kansas State, 1988
Points:	79 vs. North Texas, 2007
First Downs:	44 vs. Oklahoma State, 2012



BRENT VENABLES

NAMED OU'S 23RD HEAD COACH DEC. 5, 2021 • FORMER K-STATE/OKLAHOMA/CLEMSON ASSISTANT THREE NATIONAL CHAMPIONSHIPS (ONE WITH OKLAHOMA, TWO WITH CLEMSON) EIGHT NATIONAL CHAMPIONSHIP GAME APPEARANCES • COACHED IN 34 BOWL GAMES 13 CONFERENCE CHAMPIONSHIPS • THREE-TIME BROYLES AWARD FINALIST (2016 WINNER)

A former 13-year University of Oklahoma assistant coach who won a national championship with the Sooners and two more with Clemson University during an ultra-successful 10-year stint as defensive coordinator, Brent Venables was named OU's 23rd head football coach on Dec. 5, 2021, and has coached the Sooners to a 21-14 record in his two-plus seasons.

Venables' 2023 Sooners went 10-3 overall and finished in second place in the Big 12 (7-2). They ranked third nationally in total offense (507.0 ypg) and fourth in scoring offense (41.7 ppg) and led the country in defensive interceptions per game (1.5).

The 53-year-old Venables served as co-defensive coordinator and linebackers coach at Oklahoma from 1999-2003 and as associate head coach, defensive coordinator and linebackers coach from 2004-11 under former head coach Bob Stoops. Venables has coached in eight national championship games between his time at OU and Clemson, winning titles with the Sooners in 2000 and Tigers in 2016 and 2018. In 26 years as a full-time assistant coach, Venables' teams produced 26 winning seasons, won 13 conference titles, went to 30 bowl games (includes four College Football Playoff National Championship games) and won at least 10 games 22 times.

After joining Clemson prior to the 2012 season, Venables constructed one of the nation's top defenses. From 2012-2021, the Tigers ranked first nationally in sacks (445; next most was 392) and opponent third-down conversion percentage (30.2), second in opponent pass efficiency rating (111.1) and takeaways (244; tied), third in scoring defense (17.8 ppg) and opponent completion percentage (53.3), fourth in total defense (311.4 ypg) and pass defense (190.5 ypg), fifth in interceptions (148) and sixth in rushing defense (120.9 ypg). They won league titles each year from 2015-20.

Since 2000, Venables has coached eight national award winners and 16 consensus All-Americans. In that time, 61 defensive players under his guidance have been selected in the NFL Draft (12 first-rounders), including 18 linebackers, two of whom were first-round picks.

As a defensive coordinator and linebackers coach, Venables produced winners of three Butkus Awards (OU's Rocky Calmus in 2001 and Teddy Lehman in 2003, and CU's Isaiah Simmons in 2019), two Nagurski Awards (OU's Roy Williams in 2001 and Derrick Strait in 2003), two Thorpe Awards (Williams in 2001 and Strait in 2003) and one Bednarik Award (Lehman in 2003). And in 2018, Clemson defensive tackle Christian Wilkins became the school's first winner of William V. Campbell Trophy, also known as the "Academic Heisman."

Venables has received national accolades for his coaching and recruiting, including the Frank Broyles Award in 2016 as the nation's top assistant coach after being a finalist in 2015. He was FootballScoop's Defensive Coordinator of the Year in 2014 and Rivals.com's Recruiter of the Year in 2015.

Venables' defensive units were remarkably consistent during his 10 years with the Tigers. Each of his last eight Clemson defenses ranked in the top 15 nationally in yards allowed and seven of the last eight ranked in the top 20 in points allowed. Over his last eight years there, his units ranked first (in 2014), 10th, eighth, fourth, fifth, sixth, 15th and ninth (in 2021) in total defense. Additionally, his units ranked first or second in the ACC in total defense each of his last eight years (ranked first in six of those seasons).

Under Venables' tutelage in 2021, Clemson ranked second nationally in scoring defense (15.0 ppg) and red zone defense (62.1 conversion percentage), fourth in sacks (3.4 per game), eighth in rushing defense (98.8 ypg) and ninth in total defense (308.4 ypg).

THE VENABLES FILE

Hometown Salina, Kan.
 High School Salina South, 1989
 College Kansas State, 1992
 Family Wife, Julie
 Sons, Jake and Tyler
 Daughters, Laney and Addie

AS A FULL-TIME COACH

Years 29th
 Combined Record 311-71
 Head Coaching Record 21-14
 Conference Championships 13
 National Championships 3
 National Championship Game Appearances 8

Venables' 2020 Clemson defense tied for the national lead with 46 sacks, despite no player producing more than 4.5 sacks individually. His 2019 unit allowed fewer than 300 yards of total offense in each of its first 12 games, the first defense nationally since at least 1996 to accomplish that feat. Clemson held 16 straight opponents to 20 or fewer points across the 2018-19 seasons, the school's longest streak since the 1937-40 campaigns.

Clemson's 2018 squad led the nation in scoring defense (13.1 ppg) for the first time in school history and set a program record by recording 54 sacks.

Venables' Clemson defenses ranked among the top 10 nationally in sacks each year from 2014-21 and ranked in the top 10 in tackles for loss from 2013-20. The units led the nation in TFLs every year from 2013-16.

From 1999-2011, Venables helped OU to the 2000 national championship, three other national championship game appearances (2003, '04 and '08) and seven Big 12 titles. He was a finalist for the Broyles Award in 2006 when the Sooners led the Big 12 in total defense and scoring defense.

Oklahoma linebackers under Venables earned three Big 12 Defensive Player of the Year awards, five Big 12 Defensive Newcomer of the Year accolades and six first-team All-America honors. Ten of his OU linebackers — and 31 defensive players overall — were taken in the 2000-12 NFL Drafts.

While Venables was an Oklahoma assistant, the Sooners ranked among the top 16 nationally in total defense eight times (including each year from 2000-06) and among the top 20 in scoring defense eight times. OU led the Big 12 in scoring defense on four occasions (2000, '04, '06 and '11) and topped the conference in total defense three times (2003, '04, and '06).

Prior to joining Stoops' first staff at OU, Venables coached linebackers at Kansas State (1996-98), serving as defensive running game coordinator in 1998, and was a graduate assistant at K-State under Bill Snyder from 1993-95.

As a player at Kansas State (1991-92), Venables earned honorable mention All-Big Eight honors in 1992 after registering 124 tackles. He began his collegiate playing career at Garden City (Kan.) Community College (1989-90), where he earned All-America honors after recording 276 tackles and was inducted into the school's athletics hall of fame in April 2023.

A native of Salina, Kan., Venables received his bachelor's degree in political science from Kansas State in 1992. He and his wife Julie have four children: sons Jake and Tyler and daughters Laney and Addie.

COACHING HISTORY

2022-: Oklahoma

Head Coach

2018-21: Clemson

Associate Head Coach, Defensive Coordinator, Linebackers

2012-17: Clemson

Defensive Coordinator, Linebackers

2004-11: Oklahoma

Associate Head Coach, Defensive Coordinator, Linebackers

1999-03: Oklahoma

Co-Defensive Coordinator, Linebackers

1998: Kansas State

Linebackers/Defensive Run Game Coord.

1996-97: Kansas State

Linebackers

1993-95: Kansas State

Graduate Assistant

BOWLS COACHED (34)

Year	Bowl	School
2023	Alamo	Oklahoma
2022	Cheez-It	Oklahoma
2020	Sugar (CFP)	Clemson
2019	CFP NCG	Clemson
2019	Fiesta (CFP)	Clemson
2018	CFP NCG	Clemson
2018	Cotton (CFP)	Clemson
2017	Sugar (CFP)	Clemson
2016	CFP NCG	Clemson
2016	Fiesta (CFP)	Clemson
2015	CFP NCG	Clemson
2015	Orange (CFP)	Clemson
2014	Russell Athletic	Clemson
2013	Orange	Clemson
2012	Chick-fil-A	Clemson
2011	Insight	Oklahoma
2010	Fiesta	Oklahoma
2009	Sun	Oklahoma
2008	BCS NCG	Oklahoma
2007	Fiesta	Oklahoma
2006	Fiesta	Oklahoma
2005	Holiday	Oklahoma
2004	Orange (BCS NCG)	Oklahoma
2003	Sugar (BCS NCG)	Oklahoma
2002	Rose	Oklahoma
2001	Cotton	Oklahoma
2000	Orange (BCS NCG)	Oklahoma
1999	Independence	Oklahoma
1998	Alamo	Kansas State
1997	Fiesta	Kansas State
1996	Cotton	Kansas State
1995	Holiday	Kansas State
1994	Aloha	Kansas State
1993	Copper	Kansas State

OKLAHOMA COACHING STAFF



Brent Venables
Head Coach



Zac Alley
Co-Defensive Coordinator/
Linebackers



Todd Bates
Associate Head Coach/
Co-Defensive Coord./Run
Defense/Defensive Tackles



Bill Bedenbaugh
Offensive Line



Miguel Chavis
Defensive Ends




Joe Jon Finley
Co-Offensive Coordinator/
Tight Ends



Brandon Hall
Safeties



Kevin Johns
Co-Offensive Coordinator/
Quarterbacks



Emmett Jones
Passing Game Coordinator/
Wide Receivers



DeMarco Murray
Running Backs



Jay Valai
Assistant Head Coach for
Defense/Co-Defensive
Coordinator/Pass Defense/
Cornerbacks and Nickelbacks



Jerry Schmidt
Director of Sports
Enhancement and Strength
and Conditioning

DEPTH CHART

OFFENSE

QB	11	Jackson Arnold (6-1, 210, So.)
	9	Michael Hawkins Jr. (6-1, 196, Fr.)
	16	Casey Thompson (6-0, 200, R-Sr. ^)
RB	2	Jovantae Barnes (6-0, 207, Jr.) OR
	27	Gavin Sawchuk (5-11, 197, R-So.)
	8	Taylor Tatum (5-10, 206, Fr.) OR
	20	Sam Franklin (5-10, 199, R-Jr.)
	21	Xavier Robinson (6-0, 226, Fr.)
TE	10	Bauer Sharp (6-4, 243, R-Jr.) OR
	87	Jake Roberts (6-4, 253, Sr. ^)
	86	Kade McIntyre (6-3, 227, R-Fr.) OR
	18	Kaden Helms (6-5, 238, R-So.)
WR	15	Brenen Thompson (5-9, 168, Jr.)
	82	Ivan Carreon (6-6, 223, Fr.) OR
	19	Jacobe Johnson (6-2, 202, So.)
LT	70	Michael Tarquin (6-6, 313, R-Sr. ^)
	71	Logan Howland (6-6, 309, R-Fr.)
LG	77	Heath Ozaeta (6-5, 316, R-Fr.)
	55	Eddy Pierre-Louis (6-3, 304, Fr.)
C	52	Troy Everett (6-3, 310, R-Jr.)
	51	Branson Hickman (6-2, 291, R-Sr.)
	64	Joshua Bates (6-3, 309, R-Fr.)
RG	54	Febechi Nwaiwu (6-4, 339, R-Jr.)
	55	Eddy Pierre-Louis (6-3, 304, Fr.)
	56	Eugene Brooks (6-3, 336, Fr.)
RT	79	Jake Taylor (6-6, 301, R-So.) OR
	58	Spencer Brown (6-6, 330, R-Sr. ^)
	73	Isaiah Autry-Dent (6-6, 304, Fr.)
SLOT	6	Deion Burks (5-9, 194, R-Jr.)
	88	Jacob Jordan (5-9, 186, Fr.)
	81	Zion Ragins (5-8, 150, Fr.)
WR	13	J.J. Hester (6-4, 203, R-Sr.)
	7	Zion Kearney (6-1, 206, Fr.)
	17	Jaquaize Pettaway (5-10, 194, So.)

DEFENSE

DE	40	Ethan Downs (6-4, 263, Sr.)
	90	Caiden Woullard (6-4, 264, Sr.) OR
	34	Adepoju Adebawore (6-4, 253, So.)
DT	65	Jayden Jackson (6-2, 312, Fr.) OR
	56	Gracen Halton (6-2, 285, Jr.)
	0	David Stone (6-3, 295, Fr.) OR
	96	Davon Sears (6-2, 297, R-Sr. ^)
NT	52	Damonic Williams (6-1, 312, Jr.) OR
	95	Da'Jon Terry (6-3, 330, R-Sr. ^)
	55	Ashton Sanders (6-1, 297, R-Fr.)
DE	32	R Mason Thomas (6-2, 243, Jr.)
	30	Trace Ford (6-2, 252, R-Sr. ^)
	44	Taylor Wein (6-4, 265, R-Fr.) OR
	16	Danny Okoye (6-3, 245, Fr.)
MIKE	28	Danny Stutsman (6-4, 243, Sr.)
	11	Kobie McKinzie (6-2, 242, R-So.) OR
	7	Jaren Kanak (6-2, 232, Jr.)
WILL	10	Kip Lewis (6-1, 215, R-So.) OR
	20	Lewis Carter (6-0, 224, So.)
CHEETAH	24	Sammy Omosigho (6-2, 229, So.)
	1	Dasan McCullough (6-5, 235, Jr.)
	13	Reggie Powers III (5-11, 211, Fr.)
CB	26	Kani Walker (6-2, 206, R-Jr.)
	5	Woodi Washington (5-11, 191, R-Sr. ^)
SS	2	Billy Bowman Jr. (5-10, 194, Sr.)
	14	Jaydan Hardy (5-10, 185, Fr.) OR
	13	Reggie Powers III (5-11, 211, Fr.)
FS	3	Robert Spears-Jennings (6-1, 219, Jr.) OR
	22	Peyton Bowen (6-0, 199, So.)
	25	Michael Boganowski (6-2, 214, Fr.)
CB	4	Dez Malone (6-0, 203, Sr. ^) OR
	23	Eli Bowen (5-9, 187, Fr.)
	19	Jacobe Johnson (6-2, 202, So.)

SPECIALISTS

K	98	Tyler Keltner (5-11, 180, R-Sr. ^) OR	KR	2	Billy Bowman Jr. (5-10, 194, Sr.) OR	H	36	Josh Plaster (6-0, 185, R-Sr. ^)
	34	Zach Schmit (5-10, 194, R-Sr.)		6	Deion Burks (5-9, 194, R-Jr.) OR		48	Luke Elzinga (6-4, 223, R-Sr. ^)
	35	Liam Evans (5-7, 180, Fr.)		20	Sam Franklin (5-10, 199, R-Jr.)		9	Michael Hawkins Jr. (6-1, 196, Fr.)
	36	Josh Plaster (6-0, 185, R-Sr. ^)		PR	22	Peyton Bowen (6-0, 199, So.)	LS	50
P	48	Luke Elzinga (6-4, 223, R-Sr. ^)	2		Billy Bowman Jr. (5-10, 194, Sr.)	58		Ethan Lane (5-11, 230, R-Sr.)
	31	Ashton Logan (6-2, 217, R-So.)	4		Dez Malone (6-0, 203, Sr. ^)	H		36
	36	Josh Plaster (6-0, 185, R-Sr. ^)	LS	50	Ben Anderson (6-5, 235, R-So.)			48
KO	34	Zach Schmit (5-10, 194, R-Sr.)		LS	58	Ethan Lane (5-11, 230, R-Sr.)	9	Michael Hawkins Jr. (6-1, 196, Fr.)
	98	Tyler Keltner (5-11, 180, R-Sr. ^)	H		36	Josh Plaster (6-0, 185, R-Sr. ^)		
	35	Liam Evans (5-7, 180, Fr.)		48	Luke Elzinga (6-4, 223, R-Sr. ^)			

^ Indicates "super senior" (was also a senior in 2023)

PLAYERS TO WATCH

OFFENSE

<p>QB • JACKSON ARNOLD (6-1, 210, So., Denton, Texas) 11</p> <ul style="list-style-type: none"> ▶ Started Alamo Bowl last season and first four games of 2024. ▶ Has completed 61% of his passes this season (12 TDs and 3 INT). ▶ Ranks 3rd on team with 193 rushing yards and has 3 rush TDs. ▶ 2022-23 Gatorade National Player of the Year at Denton Guyer High School.
<p>QB • MICHAEL HAWKINS JR. (6-1, 196, Fr., Dallas, Texas) 9</p> <ul style="list-style-type: none"> ▶ Entered Tennessee game late in first half and started next 3 games. ▶ At Auburn, became first OU true frosh QB to win on the road in first career start. ▶ Has completed 48 of 77 passes (62%) for 536 yards, 1 TD and 2 INTs on season. ▶ 4-star recruit who was rated as country's No. 3 dual-threat QB by Rivals.
<p>RB • JOVANTAE BARNES (6-0, 207, Jr., Las Vegas, Nev.) 2</p> <ul style="list-style-type: none"> ▶ Leads team with 122 carries and 577 rush yards (5 TDs) and has 17 catches (1 TD). ▶ Coming off career highs of 203 rushing yards and 3 rushing TDs vs. Maine. ▶ Played in 11 games as a freshman in 2022 and rushed for 519 yards (4.5 per carry) and 5 TDs (started vs. Florida State in Cheez-It Bowl and ran 27 times for 108 yards).
<p>TE • BAUER SHARP (6-4, 243, R-Jr., Dothan, Ala.) 10</p> <ul style="list-style-type: none"> ▶ Has started all 9 games this year (team highs of 34 catches for 256 yards; 2 TDs). ▶ Transfer from Southeastern Louisiana (40 catches for 366 yards and 4 TDs there). ▶ Also rushed 35 times for 216 yards and 5 TDs in his 2 years at SE Louisiana. ▶ Began collegiate career as a quarterback and switched to TE in spring 2022.
<p>TE • JAKE ROBERTS (6-4, 253, Sr. ^, Norman, Okla.) 87</p> <ul style="list-style-type: none"> ▶ Has started 4 games and has 9 catches for 92 yards and 1 touchdown. ▶ Played 2023 season at Baylor (3 starts in 12 games; 23 catches/231 yards/1 TD). ▶ Spent first 3 years at North Texas under head coach Seth Littrell, who is OU's first-year offensive coordinator (22 starts in 37 games; 43 catches/541 yards/3 TDs).
<p>WR • DEION BURKS (5-9, 194, R-Jr., Inkster, Mich.) 6</p> <ul style="list-style-type: none"> ▶ Has 26 catches, a school record for the first 4 games of an OU career. ▶ Has missed last 5 games due to injury. ▶ All 3 of his TD catches this year came in first half of season opener vs. Temple. ▶ Started all 12 games last year at Purdue; had 629 yards on 47 catches (7 TDs).
<p>WR • BRENNEN THOMPSON (5-9, 168, Jr., Spearman, Texas) 15</p> <ul style="list-style-type: none"> ▶ Has started all 9 games this season (first starts of career). ▶ Has 17 catches for 209 yards and 2 TDs (vs. Houston and South Carolina). ▶ Played in 6 games at OU last year (7 catches for 241 yards and 2 TD; 34.4 ypc). ▶ Transferred from Texas where he played in 9 games in 2022 as a frosh (1 catch).
<p>OL • MICHAEL TARQUIN (6-6, 313, R-Sr. ^, Ocala, Fla.) 70</p> <ul style="list-style-type: none"> ▶ Has started 7 of 9 games (4 at right tackle and 3 at left tackle). ▶ Played at USC during 2023 season (8 starts at right tackle in his 11 games). ▶ Spent 2019-22 seasons at Florida (10 starts in his 34 contests). ▶ Rated by ESPN as nation's No. 173 overall prospect as a high school senior.
<p>OL • HEATH OZAETA (6-5, 316, R-Fr., Snoqualmie, Wash.) 77</p> <ul style="list-style-type: none"> ▶ His lone 4 career starts (at LG) have come over last 6 games (each of last 3). ▶ Has played in 8 of 9 games this year (DNP vs. Houston) and in 2023 opener. ▶ A 4-star prospect out of high school by On3. ▶ Chose OU over Stanford, UCLA and Utah, among others.
<p>C • TROY EVERETT (6-3, 310, R-Jr., Roanoke, Va.) 52</p> <ul style="list-style-type: none"> ▶ Missed first 5 games due to injury but has played in last 4 (started last 3 at center). ▶ Played in 9 games last year (4 starts at left guard) in his first year with OU. ▶ Transferred from Appalachian State where he started 6 games at center in 2022. ▶ A 2022 second-team freshman All-American by The Athletic.
<p>OL • FEBECHI NWAIWU (6-4, 339, R-Jr., Coppell, Texas) 54</p> <ul style="list-style-type: none"> ▶ Has started all 9 games at right guard. ▶ Transfer from North Texas where he played in 24 games and made 19 starts. ▶ Started 7 of his 10 games in 2023 (2 at right tackle and 5 at right guard). ▶ A 2nd-team freshman All-American and C-USA All-Frosh Team member in 2022.
<p>OL • JAKE TAYLOR (6-6, 301, R-So., Las Vegas, Nev.) 76</p> <ul style="list-style-type: none"> ▶ Lone 4 career starts have come this season; has missed 5 games this year (injury). ▶ Played in 4 games last season in a backup role and redshirted. ▶ Saw action in 8 games in 2022 as a true freshman at right guard. ▶ A consensus 4-star recruit out of high school; top player in Nevada by On3.
<p>K • ZACH SCHMIT (5-10, 194, R-Sr., Oklahoma City, Okla.) 34</p> <ul style="list-style-type: none"> ▶ Has served as team's primary placekicker in 5 of last 6 games (each of last 3). ▶ Has made all 4 of his FG attempts and all 10 PAT tries this season. ▶ Was OU's placekicker last 2 years (30-42 in career on FGs and 125-125 on PATs). ▶ A 2024 semifinalist for William V. Campbell Trophy (the "Academic Heisman").

DEFENSE

<p>DE • ETHAN DOWNS (6-4, 263, Sr., Weatherford, Okla.) 40</p> <ul style="list-style-type: none"> ▶ Fourth-year Sooner who has started all 33 of his games since beginning of 2022. ▶ Two-time second-team All-Big 12 selection (2022 and '23). ▶ OU's active leader in sacks (11.5); second with 27.0 tackles for loss. ▶ Led Sooners and ranked 4th in Big 12 in 2022 with 13.5 TFLs.
<p>DT • GRACEN HALTON (6-2, 285, Jr., San Diego, Calif.) 56</p> <ul style="list-style-type: none"> ▶ Lone career starts have come this season vs. Tulane and South Carolina. ▶ Named SEC D-Lineman of the Week vs. Houston (2.0 TFLs, 1.0 sack and safety). ▶ Entered 2024 with 4.5 career TFLs and 0 sacks but has 5.0 and 4.0 this season. ▶ Consensus 4 star-recruit; totaled 21 tackles in 21 games last 2 seasons for OU.
<p>NT • DAMONIC WILLIAMS (6-1, 312, Jr., Torrance, Calif.) 52</p> <ul style="list-style-type: none"> ▶ Has started all 9 games and has logged 22 tackles, 2.5 TFLs, 1.0 sack, QB hurry. ▶ Transferred from TCU in summer after 2 seasons and 27 starts there. ▶ Totaled 9.5 tackles for loss and 4.5 sacks for Horned Frogs. ▶ 2022 true freshman All-American (247Sports) when TCU played for national title.
<p>DE • R MASON THOMAS (6-2, 243, Jr., Fort Lauderdale, Fla.) 32</p> <ul style="list-style-type: none"> ▶ Tied for 21st nationally with 6.0 sacks and leads team with 7.5 TFLs, 7 QB hurries. ▶ Had 3.0 sacks, forced fumble and recovery, a PBU and QB hurry vs. Tulane to earn Bronko Nagurski National Defensive Player of the Week honors. ▶ First Sooner w/ at least 5.5 sacks over 3-game span since 2015 (Charles Tapper).
<p>MLB • DANNY STUTSMAN (6-4, 243, Sr., Windermere, Fla.) 28</p> <ul style="list-style-type: none"> ▶ Midseason first-team All-American (AP, The Athletic, Senior Bowl). ▶ 2023 All-American (Walter Camp [second team]; AP [third team]). ▶ Leads team and ranks 3rd in SEC with 77 tackles (8.6 per game). ▶ OU's active leader with 35.5 TFLs; also has 8.0 sacks and 3 interceptions (1 TD).
<p>WLB • KIP LEWIS (6-1, 215, R-So., Carthage, Texas) 10</p> <ul style="list-style-type: none"> ▶ Started last 5 games of 2023 and 8 of 9 in 2024 (has 43 tackles this season). ▶ Fourth-quarter pick-6 at Auburn with 4:06 left put OU ahead for good (also had 5 tackles [1 for loss] and was named SEC Defensive Player of the Week). ▶ 2023 honorable mention All-Big 12 pick; ranked 2nd on team with 66 tackles.
<p>CHEETAH • SAMMY OMOSIGHO (6-2, 229, So., Heartland, Texas) 24</p> <ul style="list-style-type: none"> ▶ Ranks 6th on team with 23 tackles (has 4.5 TFLs and 2 QB hurries). ▶ Made first career starts in games at Auburn and vs. Texas. ▶ Played in 10 games last season and logged 7 tackles. ▶ Consensus 4-star recruit and top-200 national prospect.
<p>CB • KANI WALKER (6-2, 206, R-Jr., Suwanee, Ga.) 26</p> <ul style="list-style-type: none"> ▶ Started first 8 games; has 23 tackles, 1 TFL, 1 INT (10 yds) and team-high 6 PBUs. ▶ Started 3 of his 10 games last year; 24 tackles, 1 INT, 1 forced fumble/recovery. ▶ Saw limited time in his 6 games in 2022. ▶ Played in 4 games at Louisville as a true frosh in 2021 but did not register a stat.
<p>CB • ELI BOWEN (5-9, 187, Fr., Corinth, Texas) 23</p> <ul style="list-style-type: none"> ▶ Did not play until third game of season and has started last 4 contests. ▶ Has 18 tackles, (1 for loss) and 3 pass breakups on the year. ▶ Led team with 8 tackles vs. Texas in first career start and had 3 vs. South Carolina. ▶ Brother of fellow OU defensive back and former five-star recruit Peyton Bowen.
<p>DB • WOODI WASHINGTON (5-11, 191, R-Sr. ^, Murfreesboro, Tenn.) 5</p> <ul style="list-style-type: none"> ▶ The only sixth-year Sooner on the roster. ▶ Has started 3 of his 8 games; has 19 tackles (6 each vs. Houston and Auburn). ▶ Has started 40 career games including 32 of his last 37. ▶ OU's active leader with 19 pass breakups and is second with 5 interceptions.
<p>SS • BILLY BOWMAN JR. (5-10, 194, Sr., Denton, Texas) 2</p> <ul style="list-style-type: none"> ▶ Ranks 5th nationally among active players with 11 career INTs (2 this season). ▶ AP preseason second-team All-American and preseason first-team All-SEC pick. ▶ Earned first-team All-America honors from CBS Sports/247 Sports in 2023. ▶ Led nation and set OU records with 3 pick-sixes and 238 INT return yards in 2023.
<p>FS • ROBERT SPEARS-JENNINGS (6-1, 219, Jr., Broken Arrow, Okla.) 3</p> <ul style="list-style-type: none"> ▶ Has started last 7 games and has 43 tackles in those 7 (13 vs. Tennessee). ▶ Ranks second on team with 52 tackles; has 4.0 TFLs, 2.5 sacks, INT, 4 FF, 2 FR. ▶ Played in 12 games last year (2 starts) and had 38 tackles (1.0 TFL) and a PBU. ▶ Consensus 4-star recruit and top-10 player in Oklahoma as a high school senior.
<p>P • LUKE ELZINGA (6-4, 223, R-Sr. ^, Grand Rapids, Mich.) 48</p> <ul style="list-style-type: none"> ▶ Averaging 45.8 yards (9th nationally) per punt (long of 63; 16 50+; 17 inside 20). ▶ Took over full-time punting responsibilities midway through last season. ▶ Transfer from Central Michigan where he was primary punter for 3 seasons. ▶ A 3-time All-Mid-American Conference pick and 3-time all-academic performer.

No.	Player	Pos.	Ht.	Wt.	Yr.	Hometown (Previous School)
34	Adepoju Adebawore*	DL	6-4	253	So.	Kansas City, Mo. (North Kansas City HS)
72	Josh Aisosa	OL	6-3	320	Fr.	Edmond, Okla. (Santa Fe HS)
75	Daniel Akinkunmi	OL	6-6	323	Fr.	East London, England (NFL Academy)
57	Gunnar Allen	OL	6-0	294	R-So.	Aledo, Texas (Aledo HS)
50	Ben Anderson*	LS	6-5	235	R-So.	Charlotte, N.C. (Charlotte Latin School)
4	Nic Anderson*	WR	6-4	216	R-So.	Katy, Texas (Katy HS)
5	Andrel Anthony*	WR	6-1	186	Sr.	Lansing, Mich. (University of Michigan)
11	Jackson Arnold*	QB	6-1	210	So.	Denton, Texas (Guyer HS)
94	Mari Atchison	DL	6-2	269	Fr.	Tulsa, Okla. (NOAH Homeschool)
73	Isaiiah Autry-Dent	OL	6-6	304	Fr.	Fulton, Miss. (Itawamba Agricultural HS)
2	Jovantae Barnes**	RB	6-0	207	Jr.	Las Vegas, Nev. (Desert Pines HS)
25	Andy Bass	RB	5-11	206	Fr.	Oklahoma City, Okla. (Heritage Hall HS)
64	Joshua Bates	OL	6-3	309	R-Fr.	Durango, Colo. (Durango HS)
25	Michael Boganowski	DB	6-2	214	Fr.	Junction City, Kan. (Junction City HS)
23	Eli Bowen	DB	5-9	187	Fr.	Corinth, Texas (Guyer HS)
22	Peyton Bowen*	DB	6-0	199	So.	Corinth, Texas (Guyer HS)
2	Billy Bowman Jr.***	DB	5-10	194	Sr.	Denton, Texas (Ryan HS)
56	Eugene Brooks	OL	6-3	336	Fr.	Las Vegas, Nev. (Sierra Canyon [Calif.] HS)
58	Spencer Brown	OL	6-6	330	R-Sr. ^	Detroit, Mich. (Michigan State University)
85	Trey Brown	WR	5-9	180	R-Fr.	Nashville, Tenn. (Christ Presbyterian Academy)
6	Deion Burks	WR	5-9	194	R-Jr.	Inkster, Mich. (Purdue University)
29	Casen Calmus	DB	5-10	201	R-Fr.	Brentwood, Tenn. (Brentwood Academy)
97	Kyle Carlson	LB	6-3	185	R-Fr.	Dallas, Texas (Highland Park HS)
82	Ivan Carreon	WR	6-6	223	Fr.	Odessa, Texas (Odessa HS)
20	Lewis Carter*	LB	6-0	224	So.	Tampa, Fla. (Tampa Catholic HS)
28	KJ Daniels	WR	5-9	161	Fr.	Franklinton, La. (Bowling Green School)
15	Kendel Dolby*	DB	5-11	190	Sr.	Springfield, Ohio (Northeastern Oklahoma A&M)
40	Ethan Downs***	DL	6-4	263	Sr.	Weatherford, Okla. (Weatherford HS)
48	Luke Elzinga*	P	6-4	223	R-Sr. ^	Grand Rapids, Mich. (Central Michigan Univ.)
35	Liam Evans	K	5-7	180	Fr.	Moore, Okla. (Moore HS)
52	Troy Everett*	OL	6-3	310	R-Jr.	Roanoke, Va. (Appalachian State University)
3	Jalil Farooq***	WR	6-1	208	Sr.	Lanham, Md. (Dr. Henry A. Wise Jr. HS)
45	Hampton Fay	TE	6-5	241	R-Jr.	Fort Worth, Texas (Michigan State Univ.)
30	Trace Ford*	DL	6-2	252	R-Sr. ^	Edmond, Okla. (Oklahoma State University)
20	Sam Franklin	RB	5-10	199	R-Jr.	Little Rock, Ark. (Univ. of Tennessee-Martin)
31	Cale Fugate	DB	5-10	184	R-Fr.	Tulsa, Okla. (Bixby HS)
1	Jayden Gibson**	WR	6-5	197	Jr.	Winter Garden, Fla. (West Orange HS)
42	Wyatt Gilmore	DL	6-4	250	Fr.	Rogers, Minn. (Rogers HS)
56	Gracen Halton**	DL	6-2	285	Jr.	San Diego, Calif. (St. Augustine HS)
14	Jaydan Hardy	DB	5-10	185	Fr.	Lewisville, Texas (Lewisville HS)
66	Geirean Hatchett	OL	6-5	318	R-Sr.	Ferndale, Wash. (University of Washington)
9	Michael Hawkins Jr.	QB	6-1	196	Fr.	Dallas, Texas (Emerson HS)
17	Taylor Heim	LB	6-6	216	R-Fr.	Yukon, Okla. (Bethany HS)
38	Owen Heinecke*	LB	6-2	225	R-So.	Tulsa, Okla. (Ohio State University)
91	Drew Heinig	DL	6-5	294	R-Fr.	Jens, Okla. (Glenpool HS)
18	Kaden Helms*	TE	6-5	238	R-So.	Bellevue, Neb. (Bellevue West HS)
13	J.J. Hester*	WR	6-4	203	R-Sr.	Tulsa, Okla. (University of Missouri)
51	Branson Hickman	OL	6-2	291	R-Sr.	McKinney, Texas (SMU)
0	Kalib Hicks	RB	5-11	209	R-Fr.	Denton, Texas (Ryan HS)
93	Ace Hodges	DL	6-1	298	Fr.	Oklahoma City, Okla. (Casady School)
71	Logan Howland	OL	6-6	309	R-Fr.	Westfield, N.J. (The Hun School of Princeton)
65	Jayden Jackson	DL	6-2	312	Fr.	Indianapolis, Ind. (IMG Academy [Fla.])
19	Jacobe Johnson*	DB	6-2	202	So.	Mustang, Okla. (Mustang HS)
41	Emmett Jones III	DB	6-0	180	R-Fr.	Lancaster, Texas (Lubbock-Cooper HS)
12	Devon Jordan	DB	5-11	187	Fr.	Tulsa, Okla. (Union HS)
88	Jacob Jordan	WR	5-9	186	Fr.	Southlake, Texas (Carroll Senior HS)
7	Jaren Kanak**	LB	6-2	232	Jr.	Hays, Kan. (Hays HS)
7	Zion Kearney	WR	6-1	206	Fr.	Fresno, Texas (Hightower HS)
98	Tyler Keltner	K	5-11	180	R-Sr. ^	Tallahassee, Fla. (Florida State University)
65	Ty Kubicek	OL	6-2	290	R-Fr.	Sacramento, Calif. (Capital Christian HS)
80	Bergin Kysar	DL	6-3	250	Fr.	Edmond, Okla. (Santa Fe HS)
58	Ethan Lane	LS	5-11	230	R-Sr.	Dallas, Texas (Jesus College Prep. School of Dallas)
10	Kip Lewis**	LB	6-1	215	R-So.	Carthage, Texas (Carthage HS)
31	Ashton Logan	P	6-2	217	R-So.	Anaheim Hills, Calif. (University of Colorado)
48	Jocelyn Malaska	DB	6-1	188	R-So.	Bethany, Okla. (University of Utah)
4	Dez Malone	DB	6-0	203	Sr. ^	Fresno, Calif. (San Diego State University)
18	Erik McCarty	DB	6-1	186	R-Fr.	McAlester, Okla. (McAlester HS)
74	Evan McClure	OL	6-4	273	Fr.	Bixby, Okla. (Bixby HS)
1	Dasan McCullough*	LB	6-5	235	Jr.	Bloomington, Ind. (Indiana University)
86	Kade McIntyre	TE	6-3	227	R-Fr.	Fremont, Neb. (Archbishop Bergan HS)
11	Kobie McKinzie*	LB	6-2	242	R-So.	Lubbock, Texas (Lubbock-Cooper HS)
22	Chapman McKown	RB	5-5	171	R-Fr.	Norman, Okla. (Norman North HS)
23	Emeka Megwa	RB	6-0	213	R-Jr.	Fort Worth, Texas (University of Washington)
83	Major Melson*	WR	5-10	188	R-Sr.	Mansfield, Texas (Legacy HS)
89	Eli Merck	WR	6-0	203	R-Fr.	Norris, S.C. (D.W. Daniel HS)
36	Preston Mickens	DB	5-10	199	Fr.	Southlake, Texas (Carroll Senior HS)
84	Davon Mitchell	TE	6-3	259	Fr.	York, Ala. (Los Alamitos [Calif.] HS)

No.	Player	Pos.	Ht.	Wt.	Yr.	Hometown (Previous School)
47	James Nesta	LB	6-3	220	Fr.	Huntersville, N.C. (William Amos Hough HS)
21	Jeremiah Newcombe	DB	5-9	181	Fr.	Gilbert, Ariz. (Casteel HS)
46	Dax Noles	DB	6-0	194	Fr.	Norman, Okla. (Norman HS)
54	Febechi Nwaiwu	OL	6-4	339	R-Jr.	Coppell, Texas (University of North Texas)
16	Danny Okoye	DL	6-3	245	Fr.	Tulsa, Okla. (NOAH Homeschool)
24	Sammy Omosigho*	LB	6-2	229	So.	Heartland, Texas (Crandall HS)
37	Devon Owen	DB	6-0	206	Fr.	Argyle, Texas (Argyle HS)
77	Heath Ozaeta	OL	6-5	316	R-Fr.	Snoqualmie, Wash. (Mount Si HS)
45	Mykel Patterson-McDonald	DB	5-10	176	Fr.	Moore, Okla. (Westmoore HS)
17	Jaquai Pettaway*	WR	5-10	194	So.	Houston, Texas (Langham Creek HS)
33	Phil Picciotti	LB	6-3	245	R-Fr.	Perkasie, Pa. (IMG Academy [Fla.])
55	Eddy Pierre-Louis	OL	6-3	304	Fr.	Tampa, Fla. (Tampa Catholic HS)
36	Josh Plaster*	K/P	6-0	185	R-Sr. ^	Flower Mound, Texas (Arizona State Univ.)
13	Reggie Powers III	DB	5-11	211	Fr.	Centerville, Ohio (Centerville HS)
81	Zion Ragins	WR	5-8	150	Fr.	Macon, Ga. (Jones County HS)
87	Jake Roberts	TE	6-4	253	Sr. ^	Norman, Okla. (Baylor University)
21	Xavier Robinson	RB	6-0	226	Fr.	Yukon, Okla. (Carl Albert HS)
54	David Rowaiye	DL	6-4	310	R-So.	Oklahoma City, Okla. (Univ. of New Mexico)
27	Jayden Rowe	DB	6-2	221	R-So.	Tulsa, Okla. (Union HS)
55	Ashton Sanders	DL	6-1	297	R-Fr.	Pasadena, Calif. (Cathedral HS)
29	Gabe Sawchuk	RB	5-10	192	Fr.	Littleton, Colo. (Valor Christian HS)
27	Gavin Sawchuk*	RB	5-11	197	R-So.	Littleton, Colo. (Valor Christian HS)
34	Zach Schmit**	K/P	5-10	194	R-Sr.	Oklahoma City, Okla. (Bishop McGuinness HS)
39	Peter Schuh	DB	5-8	182	R-So.	Montvale, N.J. (St. Joseph Regional HS)
96	Davon Sears	DL	6-2	297	R-Sr. ^	Detroit, Mich. (Texas State University)
76	Jacob Sexton**	OL	6-6	323	Jr.	Edmond, Okla. (Deer Creek HS)
10	Bauer Sharp	TE	6-4	243	R-Jr.	Dothan, Ala. (Southeastern Louisiana Univ.)
6	Nigel Smith II	DL	6-4	269	Fr.	Melissa, Texas (Melissa HS)
35	Jake Snyder	DB	5-8	178	R-Fr.	Bixby, Okla. (Bixby HS)
3	Robert Spears-Jennings**	DB	6-1	219	Jr.	Broken Arrow, Okla. (Broken Arrow HS)
0	David Stone	DL	6-3	295	Fr.	Del City, Okla. (IMG Academy [Fla.])
99	Markus Strong	DL	6-3	299	R-Fr.	Raiford, Fla. (Union County HS)
28	Danny Stutsman***	LB	6-4	243	Sr.	Windermere, Fla. (Foundation Academy)
70	Michael Tarquin	OL	6-6	313	R-Sr. ^	Ocala, Fla. (USC)
8	Taylor Tatum	RB	5-10	206	Fr.	Longview, Texas (Longview HS)
79	Jake Taylor*	OL	6-6	301	R-So.	Las Vegas, Nev. (Bishop Gorman HS)
95	DaJon Terry*	DL	6-3	330	R-Sr. ^	Meridian, Miss. (University of Tennessee)
32	R Mason Thomas**	DL	6-2	243	Jr.	Fort Lauderdale, Fla. (Cardinal Gibbons HS)
15	Brenen Thompson*	WR	5-9	168	Jr.	Spearman, Texas (University of Texas)
16	Casey Thompson	QB	6-0	200	R-Sr. ^	Oklahoma City, Okla. (Florida Atlantic Univ.)
8	Makari Vickers*	DB	6-1	187	So.	Quincy, Fla. (Munroe HS)
26	Kani Walker**	DB	6-2	206	R-Jr.	Suwanee, Ga. (University of Louisville)
14	Steele Wasel	QB	6-3	228	R-Fr.	Choctaw, Okla. (University of Akron)
5	Woodi Washington****	DB	5-11	191	R-Sr. ^	Murfreesboro, Tenn. (Oakland HS)
44	Taylor Wein	DL	6-4	265	R-Fr.	Brentwood, Tenn. (Nolensville HS)
61	Kenneth Wermey	OL	6-5	304	R-Fr.	Cache, Okla. (Cache HS)
52	Damonic Williams	DL	6-1	312	Jr.	Torrance, Calif. (TCU)
9	Gentry Williams**	DB	6-0	187	Jr.	Tulsa, Okla. (Booker T. Washington HS)
90	Caiden Woullard	DL	6-4	264	Sr.	Massillon, Ohio (Miami [OH] University)
12	Brendan Zurbrugg	QB	6-2	207	Fr.	Alliance, Ohio (Alliance HS)

COACHING STAFF

Brent Venables	Head Coach
Zac Alley	Co-Defensive Coordinator/Linebackers
Todd Bates	Associate Head Coach/Co-Def. Coord./Run Defense/Defensive Tackles
Bill Bedenbaugh (BEE-din-bo)	Offensive Line
Miguel Chavis (CHAY-viss)	Defensive Ends
Joe Jon Finley	Co-Offensive Coordinator/Tight Ends
Brandon Hall	Safeties
Kevin Johns	Co-Offensive Coordinator/Quarterbacks
Emmett Jones	Passing Game Coordinator/Wide Receivers
DeMarco Murray	Running Backs
Jay Valai (vuh-LIE)	Assistant Head Coach for Defense/Co-Defensive Coordinator/ Pass Defense/Cornerbacks and Nickelbacks

* Indicates number of letters earned at Oklahoma

^ Indicates "super senior" (was also a senior in 2023)

Last updated Oct. 21, 2024; Weights as of Aug. 20, 2024

#15 WR BRENN THOMPSON (*AT TEXAS)

YEAR	G-GS	REC	YDS	AVG	TD	LONG
2022*	9-0	1	32	32.0	0	32
2023	6-0	7	241	34.4	2	63
2024	9-8	17	209	12.3	2	54
Career	24-8	25	482	19.2	4	63

CAREER HIGHS

Rec: 4 vs. Temple (8/30/24)
 Yards: 83 vs. Arizona (12/28/23)
 TDs: 1 (4x) MR: vs. South Carolina (10/19/24)

#16 QB CASEY THOMPSON (-AT TEXAS; *AT NEBRASKA; *AT FAU)

YEAR	G-GS	C-A	PCT	YDS	AVG/G	TD	INT	LG
2018-								REDSHIRTED — DID NOT PLAY
2019-	4-0	8-12	66.7	84	21.0	0	0	37
2020-	3-0	12-17	70.6	225	75.0	6	0	73
2021-	12-10	165-261	63.2	2,113	176.1	24	9	75
2022*	12-10	173-274	63.1	2,407	200.6	17	10	87
2023*	3-3	50-79	63.3	509	169.7	5	5	72
Career	34-23	408-643	63.5	5,338	157.0	52	24	75

YEAR	RUSH	YDS	AVG	TD	LG
2018-					
2019-	7	15	2.1	1	9
2020-	8	31	3.9	0	22
2021-	55	157	2.9	4	41
2022*	56	-21	-0.4	5	31
2023*	10	2	0.2	0	14
Career	136	184	1.4	10	41

CAREER HIGHS

Comp: *30 vs. Kansas (11/13/21)
 Att: *43 vs. Kansas (11/13/21)
 Pass Yds: *388 vs. Oklahoma (10/9/21)
 Pass TDs: -5 vs. Monmouth (9/2/23)
 Rush: ^11 vs. Wisconsin (11/19/22)
 Rush Yds: *44 at Arkansas (9/11/21)
 Rush TDs: ^3 vs. Georgia Southern (9/10/22)

#8 DB MAKARI VICKERS

YEAR	G-GS	UT	AT TOT	TFL	SACKS	INT	FF	FR	PB	QBH
2023	8-0	4	4	8	0.0-0	0.0-0	0-0	0	0	1
2024	4-0	1	0	1	0.0-0	0.0-0	0-0	0	0	0
Career	12-0	5	4	9	0.0-0	0.0-0	0-0	0	0	1

CAREER HIGHS

Tackles: 2 (2x) MR: vs. Iowa State (9/30/23)
 TFL: N/A
 Sacks: N/A
 INT: N/A
 PBU: 1 at Tulsa (9/16/23)

#26 DB KANI WALKER (*AT LOUISVILLE)

YEAR	G-GS	UT	AT TOT	TFL	SACKS	INT	FF	FR	PB	QBH
2021*	4-0	0	0	0	0.0-0	0.0-0	0-0	0	0	0
2022	6-0	2	1	3	1.5-1	0.0-0	0-0	0	0	0
2023	10-3	13	11	24	0.0-0	0.0-0	1-0	1	1	4
2024	9-9	17	6	23	1.0-1	0.0-0	1-0	0	0	6
Career	29-12	32	18	50	2.5-2	0.0-0	2-10	1	1	10

CAREER HIGHS

Tackles: 5 (3x) MR: vs. Tennessee (9/21/24)
 TFL: 1.0 vs. Tennessee (9/21/24)
 Sacks: N/A
 INT: 1 (2x) MR: vs. Temple (8/30/24)
 PBU: 2 (2x) MR: vs. Tulane (9/14/24)

#5 DB WOODY WASHINGTON

YEAR	G-GS	UT	AT TOT	TFL	SACKS	INT	FF	FR	PB	QBH
2019	4-0	5	10	15	0.0-0	0.0-0	0-0	0	0	0
2020	10-5	32	13	45	0.0-0	0.0-0	2-0	0	0	4
2021	6-5	20	7	27	0.0-0	0.0-0	2-32	0	0	2
2022	13-13	42	25	67	1.0-1	0.0-0	1-0	1	0	6
2023	13-13	30	18	48	2.5-5	0.0-0	0-0	0	0	7
2024	8-3	9	10	19	0.0-0	0.0-0	0-0	0	0	0
Career	54-39	140	83	221	3.5-6	0.0-0	5-32	1	0	19

CAREER HIGHS

Tackles: 10 vs. LSU (12/28/19)
 TFL: 1.0 (2x) MR: vs. Arizona (12/28/23)
 Sacks: N/A
 INT: 2 at Okla. State (11/27/21)
 PBU: 2 vs. TCU (11/24/23)

#52 DL DAMONIC WILLIAMS (*AT TCU)

YEAR	G-GS	UT	AT TOT	TFL	SACKS	INT	FF	FR	PB	QBH
2022*	15-15	12	15	27	4.5-14	1.5-8	0	1	0	0
2023*	12-12	14	19	33	5.0-23	3.0-20	0	0	0	2
2024	9-9	9	13	22	2.5-7	1.0-5	0	0	0	1
Career	36-36	35	47	82	12.0-44	5.5-33	0	1	0	3

CAREER HIGHS

Tackles: *7 at Texas Tech (11/2/23)
 TFL: *1.5 vs. Kansas State (10/22/22)
 Sacks: 1.0 (5x) MR: vs. Houston (9/7/24)
 INT: N/A
 PBU: N/A

#9 DB GENTRY WILLIAMS

YEAR	G-GS	UT	AT TOT	TFL	SACKS	INT	FF	FR	PB	QBH
2022	12-0	3	4	7	0.0-0	0.0-0	1-0	0	0	0
2023	10-10	21	9	30	4.0-17	0.0-0	3-13	0	1	0
2024	2-0	0	0	0	0.0-0	0.0-0	0-0	0	0	0
Career	24-10	24	13	37	4.0-17	0.0-0	4-13	0	1	0

CAREER HIGHS

Tackles: 7 vs. TCU (11/24/23)
 TFL: 1.0 (4x) MR: vs. Iowa State (9/30/23)
 Sacks: N/A
 INT: 1 (3x) MR: vs. Iowa State (9/30/23)
 PBU: 1 vs. UCF (10/21/23)

#44 DL TAYLOR WEIN

YEAR	G-GS	UT	AT TOT	TFL	SACKS	INT	FF	FR	PB	QBH
2024	8-0	0	2	2	0.0-0	0.0-0	0-0	0	0	0
Career	8-0	0	2	2	0.0-0	0.0-0	0-0	0	0	0

CAREER HIGHS

Tackles: 2 vs. Maine (11/2/24)
 TFL: N/A
 Sacks: N/A
 INT: N/A
 PBU: N/A

#90 DL CAIDEN WOULLARD (*AT MIAMI [OH])

YEAR	G-GS	UT	AT TOT	TFL	SACKS	INT	FF	FR	PB	QBH
2021*	11-0	2	3	5	0.5-3	0.5-3	0-0	0	0	1
2022*	13-12	14	15	29	5.0-37	4.0-31	0-0	1	0	3
2023*	14-14	19	22	41	12.0-66	9.5-58	0-0	2	0	1
2024	9-1	3	7	10	2.0-6	1.0-4	0-0	0	0	1
Career	47-27	38	47	84	19.5-112	15.0-96	0-0	3	0	6

CAREER HIGHS

Tackles: *7 at Western Michigan (10/14/23)
 TFL: *2.0 (2x) MR at W. Michigan (10/14/23)
 Sacks: *2.0 (2x) MR at W. Michigan (10/14/23)
 INT: N/A
 PBU: *1 (5x* [1x]) MR: at Auburn (9/28/24)

THE LAST TIME...

INDIVIDUAL

Rushed 30 times

OU: 37, Samaje Perine vs. Oklahoma State (12/3/16)
Opp.: 33, Ollie Gordon, Oklahoma State (11/4/23)

Rushed 40 times

OU: 55, Steve Owens at Oklahoma State (11/29/69)
Opp.: 40, Ricky Williams, Texas (10/11/97)

Rushed 50 times

OU: 55, Steve Owens at Oklahoma State (11/29/69)
Opp.: Has not happened since at least 1996

Rushed for 100 yards

OU: 203, Jovantae Barnes vs. Maine (11/2/24)
Opp.: 118, Quintrevion Wisner, Texas (10/12/24)

Quarterback rushed for 100 yards

OU: 113, Dillon Gabriel vs. Texas (10/7/23)
Opp.: 119, Garrett Greene, West Virginia (11/12/22)

Rushed for 200 yards

OU: 203, Jovantae Barnes vs. Maine (11/2/24)
Opp.: 252, Pooka Williams, Kansas (11/17/18)

Rushed for 300 yards

OU: 427, Samaje Perine vs. Kansas (11/22/14)
Opp.: 331, Justin Crawford, West Virginia (11/19/16)

Rushed for 400 yards

OU: 427, Samaje Perine vs. Kansas (11/22/14)
Opp.: Never

Two 100-yard rushers

OU: 108, Jovantae Barnes and 100, Gavin Sawchuk vs. Florida State (12/29/22)
Opp.: 136, Kendre Miller and 116, Max Duggan, TCU (10/1/22)

Three 100-yard rushers

OU: 146, Trevor Knight, 144, Alex Ross & 110, Samaje Perine at Iowa State (11/1/14)
Opp.: Never

Had a 70-yard run from scrimmage

OU: 74, Jovantae Barnes vs. Maine (11/2/24)
Opp.: 75, Sony Michel, Georgia (1/1/18)

Had an 80-yard run from scrimmage

OU: 86, Kennedy Brooks vs. Kansas State (10/27/18)
Opp.: 81, D'Onta Foreman, Texas (10/10/15)

Had a 90-yard run from scrimmage

OU: 99, Abdul Adams at Baylor (9/23/17)
Opp.: 99, Eric Vann, Kansas (10/4/97)

Rushed for three touchdowns

OU: 3, Jovantae Barnes vs. Maine (11/2/24)
Opp.: 4, Adrian Martinez, Kansas State (9/24/22)

Rushed for four touchdowns

OU: 4, Rodney Anderson vs. West Virginia (11/25/17)
Opp.: 4, Adrian Martinez, Kansas State (9/24/22)

Rushed for five touchdowns

OU: 5, Samaje Perine vs. Kansas (11/22/14)
Opp.: Never

Rushed for six touchdowns

OU: 6, Quentin Griffin vs. Texas (10/7/00)
Opp.: Never

Passed for 300 yards

OU: 361, Jackson Arnold vs. Arizona (12/28/23)
Opp.: 311, Jaxson Dart, Ole Miss (10/26/24)

Passed for 400 yards

OU: 400, Dillon Gabriel vs. TCU (11/24/23)
Opp.: 418, Jordan Travis, Florida State (12/29/22)

Passed for 500 yards

OU: 598, Baker Mayfield at Oklahoma State (11/4/17)
Opp.: 539, Will Grier, West Virginia (11/23/18)

Attempted 40 passes

OU: 45, Jackson Arnold vs. Arizona (12/28/23)
Opp.: 58, Josh Hoover, TCU (11/24/23)

Attempted 50 passes

OU: 71, Landry Jones vs. Oklahoma State (11/24/12)
Opp.: 58, Josh Hoover, TCU (11/24/23)

Attempted 60 passes

OU: 71, Landry Jones vs. Oklahoma State (11/24/12)
Opp.: 67, Spencer Sanders, Oklahoma State (11/19/22)

Threw three touchdown passes

OU: 4, Jackson Arnold vs. Temple (8/30/24)
Opp.: 3, Payton Thorne, Auburn (9/28/24)

Threw four touchdown passes

OU: 4, Jackson Arnold vs. Temple (8/30/24)
Opp.: 4, Josh Hoover, TCU (11/24/23)

Threw five touchdown passes

OU: 5, Dillon Gabriel vs. West Virginia (11/11/23)
Opp.: 5, Casey Thompson, Texas (10/9/21)

Threw six touchdown passes

OU: 6, Dillon Gabriel at Texas Tech (11/26/22)
Opp.: 7, Joe Burrow, LSU (12/28/19)

Non-quarterback touchdown pass

OU: 2 yards, Michael Turk to Zach Schmit at Iowa State (10/29/22)
Opp.: 9 yards, Pooka Williams to Jeremiah Booker, Kansas (11/17/18)

Caught 10 passes

OU: 12, Drake Stoops vs. TCU (11/24/23)
Opp.: 10, Tetairoa McMillan, Arizona (12/28/23)

Had 100 yards receiving

OU: 112, J.J. Hester vs. Maine (11/2/24)
Opp.: 160, Tetairoa McMillan; 152, Jacob Cowing, Arizona (12/28/23)

Two 100-yard receivers

OU: 164, Drake Stoops; 119, Nic Anderson vs. West Virginia (11/11/23)
Opp.: 160, Tetairoa McMillan; 152, Jacob Cowing, Arizona (12/28/23)

Three 100-yard receivers

OU: 126, Jalil Farooq; 120, Nic Anderson; 112, Andre Anthony at Tulsa (9/16/23)
Opp.: Has not happened since at least 1996

Had 150 yards receiving

OU: 164, Drake Stoops vs. West Virginia (11/11/23)
Opp.: 160, Tetairoa McMillan; 152, Jacob Cowing, Arizona (12/28/23)

Had 200 yards receiving

OU: 243, Marquise Brown at West Virginia (11/23/18)
Opp.: 202, Johnny Wilson, Florida State (12/29/22)

Had a 70-yard pass completion

OU: 90, Jackson Arnold to J.J. Hester vs. Maine (11/2/24)
Opp.: 86, John Rhys-Plumlee to Javon Baker, UCF (10/21/23)

Had an 80-yard pass completion

OU: 90, Jackson Arnold to J.J. Hester vs. Maine (11/2/24)
Opp.: 86, John Rhys-Plumlee to Javon Baker, UCF (10/21/23)

Had a 90-yard pass completion

OU: 90, Jackson Arnold to J.J. Hester vs. Maine (11/2/24)
Opp.: 90, Jake Waters to Tyler Lockett, Kansas State (11/23/13)

Caught two touchdown passes

OU: 3, Drake Stoops vs. West Virginia (11/11/23)
Opp.: 2, Jacob Cowing, Arizona (12/28/23)

Caught three touchdown passes

OU: 3, Deion Burks vs. Temple (8/30/24)
Opp.: 3, Quentin Johnston, TCU (10/16/21)

Caught four touchdown passes

OU: 4, Kenny Stills at West Virginia (11/17/12)
Opp.: 4, Justin Jefferson, LSU (12/28/19)

100-yard rusher and 100-yard receiver

OU: 203 (rush), Jovantae Barnes; 112 (rec.), J.J. Hester vs. Maine (11/2/24)
Opp.: 137 (rush), Ollie Gordon; 136 (rec.), Rashod Owens, Oklahoma State (11/4/23)

100-yard rusher and 100-yard receiver (same player)

OU: 151 (rush) and 139 (rec.) Rodney Anderson vs. TCU (11/11/17)
Opp.: Has not happened since at least 1996

150-yard rusher and 150-yard receiver

OU: 162 (rec.), Marvin Mims; 163 (rush) Eric Gray at Texas Tech (11/26/22)
Opp.: 161 (rush), Zack Langer, 189 (rec.), Keyarris Garrett, Tulsa (9/19/15)

200-yard rusher and 200-yard receiver

OU: 263 (rush), Joe Mixon, 202 (rec.), Dede Westbrook at Texas Tech (10/22/16)
Opp.: 344 (rush), Tavon Austin, 205 (rec.), Stedman Bailey, West Virginia (11/17/12)

100 yards receiving and 100 yards in kickoff returns (same player)

OU: 126 (rec.) and 105 (KR), Jalil Farooq at Tulsa (9/16/23)
Opp.: 278 (rec.) and 162 (KR), Tyler Lockett, Kansas State (11/23/13)

Returned a punt for a touchdown

OU: 82, Gavin Freeman vs. Arkansas State (9/2/23)
Opp.: 92, Tyreek Hill, Oklahoma State (12/6/14)

Returned a kickoff for a touchdown

OU: 97, Joe Mixon vs. Ohio State (9/17/16)
Opp.: 100, Brennan Presley, Oklahoma State (11/27/21)

Returned an interception for a touchdown

OU: 63, Kip Lewis at Auburn (9/28/24)
Opp.: 65, Nick Emmanwori, South Carolina (10/19/24)

Returned a fumble for a touchdown

OU: 21, Jaren Kanak vs. Temple (8/30/24)
Opp.: 36, Tonka Hemingway, South Carolina (10/19/24)

Returned a blocked field goal for a touchdown

OU: 48, Darryl Bright vs. Texas Tech (11/21/98)
Opp.: Under research

Returned a blocked punt for a touchdown

OU: 0, Austin Stogner vs. West Virginia (10/19/19)
Opp.: 24, Nathan Jeffery, UTEP (9/1/12)

Had 10 tackles

OU: 16, Danny Stutsman vs. South Carolina (10/19/24)
Opp.: 10, Christian Thomas, Maine (11/2/24)

Had 15 tackles

OU: 16, Danny Stutsman vs. South Carolina (10/19/24)
Opp.: 15, Dillon Doyle, Baylor (11/5/22)

Had 20 tackles

OU: 28, Kenneth Murray; 23, Curtis Bolton vs. Army (9/22/18)
Opp.: 21, Jalen Reeves-Maybin, Tennessee (9/12/15)

Had multiple interceptions

OU: 2, Woodi Washington at Oklahoma State (11/27/21)
Opp.: 2, Nick Emmanwori, South Carolina (10/19/24)

Had at least 2.0 sacks

OU: 2.0, R Mason Thomas at Auburn (9/28/24)
Opp.: 4.0, Suntarine Perkins; 2.0, JJ Pegues; 2.0 Princely Umanmielen, Ole Miss (10/26/24)

Blocked a punt

OU: Peyton Bowen vs. Iowa State (9/30/23)
Opp.: Kitan Crawford, Texas (10/7/23)

Blocked a field goal

OU: Perrion Winfrey vs. Texas (10/10/20)
Opp.: Lorenzo Carter, Georgia (1/1/18)

Blocked an extra point attempt

OU: Isaiah Coe vs. Nebraska (9/18/21)
Opp.: Team, Kansas (11/17/18)

Recorded a safety

OU: Gracen Halton vs. Houston (9/7/24)
Opp.: Jayson Jenkins, Tennessee (9/21/24)

Made three field goals

OU: 3, Tyler Keltner vs. Temple (8/30/24)
Opp.: 3, Max Gilbert, Tennessee (9/21/24)

Made a 50-yard field goal

OU: 50, Tyler Keltner vs. Temple (8/30/24)
Opp.: 54, Carter Brown, Cincinnati (9/23/23)

Had a 70-yard punt

OU: 85, Michael Turk vs. Texas (10/9/21)
Opp.: 78, Will Karoll, Tulane (9/14/24)

Converted a two-point PAT

OU: Michael Hawkins Jr. rush at Auburn (9/28/24)
Opp.: Maurice Brown rush, South Carolina (10/19/24)

Returned a blocked/failed PAT for a two-point conversion:

OU: Billy Bowman at West Virginia (11/12/22) [fumbled kick snap]
Opp.: Quandre Diggs, Texas (10/13/12)

Returned a two-point PAT attempt for a two-point conversion:

OU: Robert Barnes at Texas Tech (11/3/18)
Opp.: N/A

TEAM**Scored 40 points**

OU: 59-14, vs. Maine (11/2/24)
Opp: 45-69, TCU (11/24/23)

Scored 50 points

OU: 51-3, vs. Temple (8/30/24)
Opp: 51-48, Texas Tech (11/26/22)

Scored 60 points

OU: 69-45, vs. TCU (11/24/23)
Opp: 63-28, LSU (12/28/19)

Scored 70 points

OU: 73-0, Arkansas State (9/2/23)
Opp.: 73-21, Nebraska (11/2/96)

Posted a shutout

OU: 73-0, Arkansas State (9/2/23)
Opp.: 49-0, vs. Texas (10/8/22)

Rushed for 200 yards

OU: 381, vs. Maine (11/2/24)
Opp.: 225, Kansas (10/28/23)

Rushed for 300 yards

OU: 381, vs. Maine (11/2/24)
Opp.: 361, TCU (10/1/22)

Rushed for 400 yards

OU: 435, vs. Florida (12/30/20)
Opp.: 458 at West Virginia (11/17/12)

Rushed for 500 yards

OU: 510, Kansas (11/22/14)
Opp.: Never

Rushed for 600 yards

OU: 768 vs. Kansas State (10/15/88)
Opp.: Never

Rushed for 700 yards

OU: 768 vs. Kansas State (10/15/88)
Opp.: Never

Rushed for less than 100 yards

OU: 53, vs. South Carolina (10/19/24)
Opp.: 74, South Carolina (10/19/24)

Rushed for five touchdowns

OU: 6, vs. Maine (11/2/24)
Opp.: 5, Baylor (11/5/22)

Rushed for six touchdowns

OU: 6, vs. Maine (11/2/24)
Opp.: 6, Kansas State (10/26/19)

Rushed for seven touchdowns

OU: 7, Texas Tech (10/24/15)
Opp.: 8, Nebraska (11/1/97)

Rushed for eight touchdowns

OU: 8, Florida A&M (9/8/12)
Opp.: 8, Nebraska (11/1/97)

Passed for 300 yards

OU: 361, vs. Arizona (12/28/23)
Opp.: 311, Ole Miss (10/26/24)

Passed for 400 yards

OU: 400, vs. TCU (11/24/23)
Opp.: 418, Florida State (12/29/22)

Passed for 500 yards

OU: 598, at Oklahoma State (11/4/17)
Opp.: 532, LSU (12/28/19)

Passed for less than 100 yards

OU: 39, vs. Texas (10/8/22)
Opp.: 65, TCU (11/23/19)

Passed for five touchdowns

OU: 5, West Virginia (11/11/23)
Opp.: 5, Texas (10/9/21)

Passed for six touchdowns

OU: 6, at Texas Tech (11/26/22)
Opp.: 7, LSU (12/28/19)

Gained 500 yards total offense

OU: 665, vs. Maine (11/2/24)
Opp.: 520, TCU (11/24/23)

Gained 600 yards total offense

OU: 665, vs. Maine (11/2/24)
Opp.: 668, TCU (10/1/22)

Gained 700 yards total offense

OU: 701, vs. Kansas (10/15/22)
Opp.: 704, West Virginia (11/23/18)

Gained 800 yards total offense

OU: 854, at Texas Tech (10/22/16)
Opp.: 854, Texas Tech (10/22/16)

Held under 100 total yards

OU: 83, vs. Navy (10/2/65)
Opp.: 44 vs. Idaho State (9/12/09)

Held under 200 total yards

OU: 195, vs. Texas (10/8/22)
Opp.: 197, Temple (8/30/24)

Had 3 interceptions

OU: 3, at Iowa State (10/29/22)
Opp.: 3, Arizona (12/28/23)

Had 4 interceptions

OU: 4, vs. Oklahoma State (11/19/22)
Opp.: 4, Texas (10/12/02)

Had 5 or more interceptions

OU: 5, at Tulsa (9/16/23)
Opp.: 5, Nebraska (11/7/09)

Had 15 or more tackles for loss

OU: 15.0, at Tulsa (9/16/23)
Opp.: N/A

BEST OF THE 2000s

INDIVIDUAL

OFFENSE

Rushing Yards

427, Samaje Perine vs. Kansas (11/22/14)*
263, Joe Mixon at Texas Tech (10/22/16)
249, Adrian Peterson at Oklahoma State (10/30/04)
248, Quentin Griffin vs. Texas (10/12/02)
242, Samaje Perine at West Virginia (9/20/14)

Rushing Attempts

37, Samaje Perine vs. Oklahoma State (12/3/16)
36, Adrian Peterson at Kansas State (10/16/04)
35, Samaje Perine vs. Texas (10/8/16)
35, DeMarco Murray vs. Utah State (9/4/10)
35, Allen Patrick at Missouri (10/28/06)
35, Allen Patrick vs. Colorado (10/21/06)

Rushing Touchdowns

6, Quentin Griffin vs. Texas (10/7/00)*
5, Samaje Perine vs. Kansas (11/22/14)
5, DeMarco Murray vs. North Texas (9/1/07)
4, Done 8 times, MR:
Rodney Anderson vs. West Virginia (11/25/17)

Passing Yards

598, Baker Mayfield at Oklahoma State (11/4/17)*
554, Landry Jones at West Virginia (11/17/12)
545, Baker Mayfield at Texas Tech (10/22/16)
505, Landry Jones at Kansas State (10/29/11)
500, Landry Jones vs. Oklahoma State (11/24/12)

Pass Completions

46, Landry Jones vs. Oklahoma State (11/24/12)*
38, Landry Jones at West Virginia (11/17/12)
37, Landry Jones at Oklahoma State (11/27/10)
36, Done 5 times, MR: Landry Jones at Baylor (11/19/11)

Pass Attempts

71, Landry Jones vs. Oklahoma State (11/24/12)*
62, Landry Jones at Oklahoma State (11/27/10)
59, Landry Jones at Texas A&M (11/6/10)
58, Landry Jones at Nebraska (11/7/09)
55, Landry Jones vs. Texas Tech (10/22/11)

Passing Touchdowns

7, Baker Mayfield at Texas Tech (10/22/16)*
6, Dillon Gabriel at Texas Tech (11/26/22)
6, Caleb Williams vs. Texas Tech (10/30/21)
6, Kyler Murray vs. Baylor (9/29/18)
6, Landry Jones at West Virginia (11/17/12)
6, Landry Jones vs. Tulsa (9/19/09)
5, Done 21 times, MR: Dillon Gabriel vs. W. Virginia (11/11/23)

Receptions

15, Sterling Shepard vs. Kansas State (10/18/14)*
15, Justin Brown vs. Oklahoma State (11/24/12)*
15, Jalen Saunders vs. Notre Dame (10/27/12)*
15, Ryan Broyles vs. Iowa State (10/16/10)*
14, Sterling Shepard at Baylor (11/14/15)
14, Ryan Broyles at Kansas State (10/29/11)
14, Ryan Broyles vs. Tulsa (9/3/11)

Receiving Yards

265, Marquise Brown at Oklahoma State (11/4/17)*
243, Marquise Brown at West Virginia (11/23/18)
232, Dede Westbrook vs. Texas (10/8/16)
217, Ryan Broyles at Kansas (10/15/11)
215, Sterling Shepard at TCU (10/4/14)

Receiving Touchdowns

4, Kenny Stills at West Virginia (11/17/12)*
4, Jermaine Gresham vs. Texas A&M (11/3/07)*
4, Trent Smith at Kansas (10/13/01)*
3, Done 19 times, MR: Deion Burks vs. Temple (8/30/24)

Total Offense

589, Baker Mayfield at Oklahoma State (11/4/17)*
572, Baker Mayfield vs. Tulsa (9/19/15)
564, Baker Mayfield at Texas Tech (10/22/16)
554, Landry Jones at West Virginia (11/17/12)
508, Jalen Hurts vs. Houston (9/1/19)

All-Purpose Yards

446, Samaje Perine vs. Kansas (11/22/14)*
377, Joe Mixon at Texas Tech (10/22/16)
316, Ryan Broyles vs. Oklahoma State (11/28/09)
301, Ryan Broyles at Kansas (10/15/11)
290, Rodney Anderson vs. TCU (11/11/17)

Tackles

28, Kenneth Murray vs. Army (9/22/18)
23, Curtis Bolton vs. Army (9/22/18)
19, Dominique Alexander vs. Texas (10/12/13)
19, Travis Lewis vs. Texas (10/11/08)
19, Lance Mitchell at Missouri (10/5/02)

Tackles for Loss

5.0, Pryce Macon vs. Nebraska (12/4/10)
5.0, Rufus Alexander vs. Middle Tennessee (9/23/06)
5.0, Teddy Lehman vs. Kansas State (12/6/03)
5.0, Jimmy Wilkerson at Baylor (11/4/00)
4.0, many times, MR: Danny Stutsman vs. Kent State (9/10/22)

Sacks

3.0, 16 times, MR: R Mason Thomas vs. Tulane (9/14/24)

Interceptions

3, Tony Jefferson vs. Ball State (10/1/11)*
3, J.T. Thatcher vs. Kansas (9/30/00)*
2, 24 times, MR: Woodi Washington at Okla. State (11/27/21)

Pass Breakups

5, Derrick Strait vs. Oklahoma State (11/24/01)
4, 9 times, MR: Tre Brown vs. Baylor (9/29/18)

SPECIAL TEAMS

Field Goals Made

4, 10 times, MR: Gabe Brkic vs. Texas (10/9/21)*

LONGEST PLAYS

Rush

99, Abdul Adams at Baylor (9/23/17)*#
95, Damien Williams vs. Texas (10/13/12)#
92, DeMarco Murray vs. Utah State (9/15/07)#
89, Damien Williams vs. Florida A&M (9/8/12)#
86, Kennedy Brooks vs. Kansas State (10/27/18)#
84, Adrian Peterson vs. Oklahoma State (11/26/05)#

Pass Play

90, Jackson Arnold to J.J. Hester vs. Maine (11/2/24)#
88, Baker Mayfield to Dede Westbrook vs. Kansas State (10/15/16)#
87, Kyler Murray to Marquise Brown vs. Tulane (9/16/17)#
86, Landry Jones to Cameron Kenney at OSU (11/27/10)#
86, Kyler Murray to CeeDee Lamb vs. Baylor (9/29/18)#
84, Baker Mayfield to Marquise Brown at Oklahoma State (11/4/17)#
82, Kyler Murray to CeeDee Lamb vs. Kansas State (10/27/18)#
82, Baker Mayfield to CeeDee Lamb vs. Tulane (9/16/17)#
82, Blake Bell to Jaz Reynolds vs. Tulsa (9/14/13)

Punt

85, Michael Turk vs. Texas (10/9/21)
85, Tress Way vs. Utah State (9/4/10)
75, Tress Way at TCU (12/1/12)
75, Michael Cohen at Texas A&M (11/4/06)
74, Tress Way vs. Oklahoma State (11/28/09)
73, Cody Freeby at Texas Tech (11/19/05)

Field Goal

56, Gabe Brkic vs. Western Carolina (9/11/21)
56, Gabe Brkic vs. Tulane (9/4/21)
55, Gabe Brkic vs. Tulane (9/4/21)
54, Gabe Brkic vs. Iowa State (12/19/20)
53, Gabe Brkic vs. Texas Tech (10/30/21)
53, Michael Hunnicutt at Kansas State (10/29/11)
53, Garrett Hartley vs. Utah State (9/15/07)
52, Garrett Hartley vs. Texas (10/8/05)
51, Gabe Brkic vs. Tulane (9/4/21)
51, Gabe Brkic at Iowa State (10/3/20)
51, Austin Seibert vs. West Virginia (11/25/17)
50, Tyler Keltner vs. Temple (8/30/23)
50, Gabe Brkic vs. Baylor (12/5/20)
50, Gabe Brkic vs. Kansas (11/7/20)
50, Garrett Hartley at Nebraska (10/29/05)

Punt Return

91, Antonio Perkins at Tulsa (8/30/02)#
91, Jalen Saunders vs. Iowa State (11/16/13)#
90, Justin Brown vs. Kansas (10/20/12)#
87, Ryan Broyles vs. Oklahoma State (11/28/09)#
84, Antonio Perkins vs. UCLA (9/20/03)#

Kick Return

100, Alex Ross at West Virginia (9/20/14)*#
100, Roy Finch vs. Kansas (10/20/12)*#
100, Mark Bradley at Iowa State (10/4/03)*#
97, Joe Mixon vs. Ohio State (9/17/16)#
93, J.T. Thatcher at Kansas State (10/14/00)

Interception Return

100, Billy Bowman at BYU (11/18/23)*#
100, Julian Wilson vs. Tennessee (9/13/14)*#
97, Derrick Strait at Texas Tech (11/22/03)
85, Dominique Franks at Kansas (10/24/09)#
85, J.T. Thatcher vs. Texas Tech (11/18/00)#
80, Jordan Evans at West Virginia (11/19/16)#

Fumble Return

70, Nik Bonitto at Kansas State (10/2/21)*
69, Cory Heinecke at Air Force (9/1/01)#
61, Reggie Smith vs. Miami (FL) (9/8/07)#
56, Jamell Fleming vs. Texas (10/8/11)#
53, Keenan Clayton vs. Texas Tech (11/22/08)

* School record

Play resulted in a touchdown

TEAM

OFFENSE

First Downs

44, vs. Oklahoma State (11/24/12)
 41, at Iowa State (11/1/14)
 39, vs. Missouri (12/6/08)
 38, vs. Tulsa (9/19/15)
 37, vs. Iowa State (10/16/10)

Rushing Yards

510, vs. Kansas (11/22/14)
 510, at Iowa State (11/1/14)
 435, vs. Florida (12/30/20)
 405, vs. Texas Tech (10/24/15)
 405, vs. Iowa State (11/16/13)
 384, at Texas Tech (11/15/14)
 381, vs. Maine (11/2/24)

Rushing Attempts

66, vs. Iowa State (10/19/02)
 64, vs. TCU (11/23/19)
 64, at West Virginia (11/19/16)
 63, vs. Oklahoma State (12/6/14)
 61, vs. Texas A&M (11/8/03)
 61, vs. Texas Tech (11/23/02)

Rushing Touchdowns

8, vs. Florida A&M (9/8/12)
 7, vs. Texas Tech (10/24/15)
 7, vs. North Texas (9/1/07)
 7, vs. Texas (10/7/00)
 6, vs. Maine (11/2/24)
 6, vs. Kansas (11/7/20)
 6, at Texas Tech (10/31/20)
 6, vs. Texas (10/13/12)
 6, vs. Missouri (12/6/08)

Passing Yards

598, at Oklahoma State (11/4/17)
 554, at West Virginia (11/17/12)
 545, at Texas Tech (10/22/16)
 520, at Kansas State (10/29/11)
 512, vs. Oklahoma State (11/24/12)

Pass Completions

47, vs. Oklahoma State (11/24/12)
 39, vs. Tulsa (9/3/11)
 39, vs. Tulsa (11/3/01)
 38, at West Virginia (11/17/12)
 37, at Oklahoma State (11/27/10)
 37, at Kansas State (10/29/11)

Pass Attempts

73, vs. Oklahoma State (11/24/12)
 62, at Oklahoma State (11/27/10)
 60, at Texas A&M (11/6/10)
 58, at Nebraska (11/7/09)
 55, vs. Texas Tech (10/22/11)

Passing Touchdowns

7, vs. Texas Tech (10/30/21)
 7, at Texas Tech (10/22/16)
 6, at Texas Tech (11/26/22)
 6, vs. South Dakota (9/7/19)
 6, vs. Baylor (9/29/18)
 6, at West Virginia (11/17/12)
 6, vs. Tulsa (9/19/09)
 6, vs. Miami (FL) (9/8/07)
 5, 26 times, MR: vs. West Virginia (11/11/23)

Total Offense

854, at Texas Tech (10/22/16)
 785, at Oklahoma State (11/4/17)
 773, vs. Tulsa (9/19/15)
 751, at Iowa State (11/1/14)
 733, vs. South Dakota (9/7/19)
 710, at Kansas (10/31/15)
 702, vs. Oklahoma State (11/10/18)
 702, vs. Kansas State (10/27/18)

Points

79, vs. North Texas (9/1/07)
 77, vs. Texas A&M (11/8/03)
 76, vs. Western Carolina (9/11/21)
 73, vs. Arkansas State (9/2/23)
 70, vs. South Dakota (9/7/19)
 69, vs. TCU (11/24/23)
 69, vs. Florida A&M (9/8/12)
 68, vs. UTEP (9/14/02)
 66, at Tulsa (9/16/23)
 66, at Texas Tech (10/22/16)
 66, at Texas A&M (11/8/08)

DEFENSE

Fewest First Downs Allowed

1, vs. Chattanooga (8/30/08)
 3, vs. Colorado (12/4/04)
 3, vs. Texas A&M (11/8/03)
 5, vs. Colorado (10/21/06)
 5, vs. Iowa State (10/19/02)
 5, vs. Texas A&M (11/10/01)

Fewest Rush Yards Allowed

-48, at Baylor (11/18/06)
 -22, vs. Idaho State (9/12/09)
 -7, at Texas Tech (11/17/01)
 -7, vs. Texas (10/7/00)
 -4, vs. Colorado (12/4/04)

Fewest Pass Yards Allowed

13, vs. Arkansas (1/1/02)
 16, at Kansas (10/19/13)
 20, vs. Chattanooga (8/30/08)
 25, at Baylor (11/4/00)
 32, vs. Texas A&M (11/8/03)
 40, vs. Army (9/22/18)

Fewest Completions Allowed

2, vs. Arkansas (1/1/02)
 3, vs. Army (9/22/18)
 3, vs. Chattanooga (8/30/08)
 3, vs. Colorado (10/21/06)
 4, vs. Texas A&M (11/8/03)
 4, vs. Iowa State (10/19/02)

Fewest Total Yards Allowed

36, vs. Chattanooga (8/30/08)
 44, vs. Idaho State (9/12/09)
 46, vs. Colorado (12/4/04)
 50, vs. Arkansas (1/1/02)
 54, vs. Texas A&M (11/8/03)

Fewest Points Allowed

0, 15 times, MR: vs. Western Carolina (9/11/21)

Most Sacks Recorded

9, vs. Kansas (11/7/20)
 9, vs. Texas (10/12/19)
 9, vs. Arkansas (1/1/02)
 9, at Nebraska (10/29/05)
 8, vs. Texas (10/8/11)
 7, 8 times, MR: vs. Iowa State (11/20/21)

Most Tackles for Loss Recorded

17, vs. Idaho State (9/12/09)
 16, vs. Texas (10/8/11)
 15, at Tulsa (9/16/23)
 15, vs. Baylor (12/7/19)
 15, vs. Texas (10/12/19)
 15, vs. Oklahoma State (11/26/05)
 14, 3 times, MR: vs. Kent State (9/10/22)

Most Interceptions Recorded

5, at Tulsa (9/16/23)
 5, at Texas Tech (11/22/03)
 5, vs. Kansas (9/30/00)
 4, vs. Oklahoma State (11/19/22)
 4, vs. Texas Tech (10/24/15)
 4, vs. Texas (10/6/01)
 3, 26 times, MR: at Iowa State (10/29/22)

Most Turnovers Forced

7, vs. Kansas (9/30/00)
 7, vs. UTEP (9/2/00)
 6, vs. Texas (10/11/03)
 5, 11 times, MR: at Tulsa (9/16/23)

2024 RESULTS (OVERALL: 5-4 | SEC: 1-4 | HOME: 4-2 | AWAY: 1-1 | NEUTRAL: 0-1)

Date	CFP/AP/C	Opponent (Rank)	TV	Site	Result	Attend.	Top Passer	Top Rusher	Top Receiver	Top Tackler
8/30	(NA/16/16)	Temple	ESPN	Norman	W, 51-3	83,329	Arnold (17-25-141-0, 4 TD)	Tatum (5-69-1)	Burks (6-36-3)	Stutsman (6)
9/7	(NA/15/13)	Houston	SECN	Norman	W, 16-12	83,653	Arnold (19-32-174-1, 2 TD)	Barnes (12-40-0)	Burks (9-53-0)	Stutsman (15)
9/14	(NA/15/13)	Tulane	ESPN	Norman	W, 34-19	83,325	Arnold (18-29-169-1, 1 TD)	Arnold (14-97-2)	Burks (7-80-0)	Stutsman (12)
9/21	(NA/15/13)	Tennessee (NA/6/7)	ABC	Norman	L, 15-25	84,071	Hawkins Jr. (11-18-132-0, 1 TD)	Hawkins Jr. (12-22-0)	Pettaway (3-79-0)	Spears-Jennings (13)
9/28	(NA/21/18)	at Auburn	ABC	Auburn, Ala.	W, 27-21	88,043	Hawkins Jr. (11-15-161-0, 0 TD)	Hawkins Jr. (14-69-1)	Hester (3-86-0)	Bowman Jr. (8)
10/12	(NA/18/16)	vs. Texas (NA/1/1)	ABC	Dallas, Texas	L, 3-34	92,100	Hawkins Jr. (19-30-148-0, 0 TD)	Barnes (14-38-0)	Kearney (4-45-0)	Bowen, E. (8)
10/19		South Carolina	SECN	Norman	L, 9-35	83,331	Arnold (18-36-225-0, 1 TD)	Barnes (17-70-0)	Jordan (6-86-0)	Stutsman (16)
10/26		at Ole Miss (NA/18/18)	ESPN	Oxford, Miss.	L, 14-26	67,926	Arnold (22-31-182-0, 2 TD)	Barnes (16-67-0)	Sharp (8-53-1)	Stutsman (9)
11/2		Maine	SECN+	Norman	W, 59-14	82,831	Arnold (15-21-224-0, 2 TD)	Barnes (18-203-3)	Hester (4-112-1)	Stutsman (6)
11/9		at Missouri (NA/RV/22)	SECN	Columbia, Mo.						
11/23		Alabama		Norman						
11/30		at LSU		Baton Rouge, La.						

TEAM STATISTICS

	OU	OPP
SCORING	228	189
Points Per Game	25.3	21.0
Points off Turnovers	56	47
FIRST DOWNS	170	151
Rushing	74	53
Passing	75	84
Penalty	21	14
RUSHING YARDAGE	1313	955
Yards gained rushing	1645	1234
Yards lost rushing	332	279
Rushing Attempts	358	331
Average Per Rush	3.7	2.9
Average Per Game	145.9	106.1
TDs Rushing	13	8
PASSING YARDAGE	1698	1957
Comp-Att-Int	166-269-5	162-260-6
Average Per Pass	6.3	7.5
Average Per Catch	10.2	12.1
Average Per Game	188.7	217.4
TDs Passing	13	11
TOTAL OFFENSE	3011	2912
Total Plays	627	591
Average Per Play	4.8	4.9
Average Per Game	334.6	323.6
KICK RETURNS: #-Yards	10-181	10-169
PUNT RETURNS: #-Yards	24-185	18-98
INT RETURNS: #-Yards	6-101	5-102
KICK RETURN AVERAGE	18.1	16.9
PUNT RETURN AVERAGE	7.7	5.4
INT RETURN AVERAGE	16.8	20.4
FUMBLES-LOST	17-9	13-10
PENALTIES-Yards	54-496	61-517
Average Per Game	55.1	57.4
PUNTS-Yards	47-2146	51-2336
Average Per Punt	45.7	45.8
Net Punt Average	43.7	40.8
TIME OF POSSESSION/Game	28:40	31:21
3RD-DOWN Conversions	46-133	43-135
3rd-Down Pct	35%	32%
4TH-DOWN Conversions	10-21	7-14
4th-Down Pct	48%	50%
SACKS BY-Yards	29-188	38-234
MISC YARDS	0	0
TOUCHDOWNS SCORED	28	22
FIELD GOALS-ATTEMPTS	11-13	12-16
ON-SIDE KICKS	0-1	0-0
RED-ZONE SCORES	(29-34) 85%	(19-26) 73%
RED-ZONE TOUCHDOWNS	(22-34) 65%	(11-26) 42%
PAT-ATTEMPTS	(23-24) 96%	(17-19) 89%
2-PT CONVERSION ATTEMPTS	(1-4) 25%	(1-3) 33%
ATTENDANCE	500540	155969
Games/Avg Per Game	6/83,423	2/77,985
Neutral Site Games		1/92100

SCORE BY QUARTERS

	1st	2nd	3rd	4th	OT	TOTAL
Oklahoma	58	76	29	65	—	228
Opponents	48	67	35	39	—	189

RUSHING

Name	G	Att	Gain	Loss	Net	Avg	TD	Long	Avg/G
Barnes, Jovantae	9	122	598	21	577	4.7	5	74	64.1
Tatum, Taylor	8	43	241	2	239	5.6	3	35	29.9
Arnold, Jackson	7	91	395	202	193	2.1	3	47	27.6
Hawkins Jr., Michael	6	52	223	80	143	2.8	1	48	23.8
Franklin, Sam	8	11	72	4	68	6.2	0	30	8.5
Sawchuk, Gavin	6	20	44	2	42	2.1	0	7	7
Burks, Deion	4	5	32	0	32	6.4	0	11	8
Robinson, Xavier	3	6	29	0	29	4.8	1	9	9.7
Hicks, Kalib	5	2	11	0	11	5.5	0	7	2.2
Sharp, Bauer	9	1	0	1	-1	-1	0	0	-0.1
TEAM	9	5	0	20	-20	-4	0	0	-2.2
Total	9	358	1645	332	1313	3.7	13	74	145.9
Opponents	9	331	1234	279	955	2.9	8	43	106.1

PASSING

Name	G	Effic	Comp-Att-Int	Pct	Yds	TD	Long	Avg/G
Arnold, Jackson	7	130.4	116-190-3	61.1	1169	12	90	167.0
Hawkins Jr., Michael	6	119.9	48-77-2	62.3	536	1	60	89.3
Elzinga, Luke	9	58.0	1-1-0	100.0	-5	0	0	-0.6
Tatum, Taylor	8	83.2	1-1-0	100.0	-2	0	0	-0.3
Total	9	127.0	166-269-5	61.7	1698	13	90	188.7
Opponents	9	134.9	162-260-6	62.3	1957	11	66	217.4

RECEIVING

Name	G	No	Yds	Avg	TD	Long	Avg/G
Sharp, Bauer	9	34	256	7.5	2	35	28.4
Burks, Deion	4	26	201	7.7	3	20	50.3
Thompson, Brenen	9	17	209	12.3	2	54	23.2
Barnes, Jovantae	9	17	123	7.2	1	19	13.7
Jordan, Jacob	3	15	160	10.7	1	27	53.3
Hester, J.J.	9	13	265	20.4	1	90	29.4
Roberts, Jake	9	9	92	10.2	1	28	10.2
Kearney, Zion	8	6	62	10.3	0	15	7.8
Pettaway, Jaquaize	9	5	87	17.4	0	46	9.7
Ragins, Zion	9	5	40	8.0	0	14	4.4
Franklin, Sam	8	3	22	7.3	0	9	2.8
Sawchuk, Gavin	6	3	17	5.7	0	7	2.8
Tatum, Taylor	8	3	31	10.3	1	18	3.9
Robinson, Xavier	3	3	58	19.3	0	46	19.3
Carreon, Ivan	7	3	17	5.7	0	12	2.4
Anthony, Andrei	1	1	4	4.0	0	4	4.0
Farooq, Jalil	1	1	47	47.0	0	47	47.0
Helms, Kaden	4	1	9	9.0	1	9	2.3
Arnold, Jackson	7	1	-2	-2.0	0	0	-0.3
Total	9	166	1698	10.2	13	90	188.7
Opponents	9	162	1957	12.1	11	66	217.4

PUNT RETURNS

Name	No.	Yds	Avg	TD	Long
Bowen, Peyton	21	171	8.1	0	24
Jordan, Devon	2	16	8.0	0	10
Bowman Jr., Billy	1	-2	-2.0	0	0
Total	24	185	7.7	0	24
Opponents	18	98	5.4	0	55

KICK RETURNS

Name	No.	Yds	Avg	TD	Long
Franklin, Sam	4	82	20.5	0	24
Tatum, Taylor	3	53	17.7	0	19
Bowman Jr., Billy	2	34	17.0	0	24
Jordan, Devon	1	12	12.0	0	12
Total	10	181	18.1	0	24
Opponents	10	169	16.9	0	27

INTERCEPTIONS

Name	No.	Yds	Avg	TD	Long
Bowman Jr., Billy	2	2	1.0	0	2
Lewis, Kip	1	63	63.0	1	63
Hardy, Jaydan	1	26	26.0	0	26
Walker, Kani	1	10	10.0	0	10
Spears-Jennings, Robert	1	0	0.0	0	0
Total	6	101	16.8	1	63
Opponents	5	102	20.4	2	65

FUMBLE RETURNS

Name	No.	Yds	Avg	TD	Long
Spears-Jennings, Robert	2	0	0.0	0	0
Kanak, Jaren	1	21	21.0	1	21
Thomas, R Mason	1	8	8.0	0	8
Downs, Ethan	1	1	1.0	0	1
Bowman Jr., Billy	1	0	0.0	0	0
Carter, Lewis	1	0	0.0	0	0
Halton, Gracen	1	0	0.0	0	0
Hester, J.J.	1	0	0.0	0	0
Terry, Da'Jon	1	0	0.0	0	0
Total	10	30	3.0	1	21
Opponents	9	36	4.0	1	36

FIELD GOALS BY PLAYER

Name	FGM-FGA	Pct.	01-19	20-29	30-39	40-49	50-99	Lg	Blk
Keltner, Tyler	7-9	77.8	0-0	2-2	2-2	2-4	1-1	50	0
Schmit, Zach	4-4	100.0	0-0	2-2	1-1	1-1	0-0	44	0

FIELD GOALS SEQUENCE

	Oklahoma	Opponents
Temple	(50),(42),(24)	(49)
Houston	45	(43),(44)
Tulane	(29),(39)	50
Tennessee	(37)	(27),(41),(32)
Auburn	(24),(39)	27,51
Texas	44,(42)	44,(41),(29)
South Carolina	(44)	(39),(33)
Ole Miss	—	(35),(42)
Maine	(24)	—
Missouri		
Alabama		
LSU		

Numbers in (parentheses) indicate field goal was made

PUNTING

Name	No.	Yds.	Avg.	Long	TB	FC	I20	50+	Blkd
Elzinga, Luke	46	2107	45.8	63	2	14	17	16	0
Arnold, Jackson	1	39	39.0	39	0	0	1	0	0
Total	47	2146	45.7	63	2	14	18	16	0
Opponents	51	2336	45.8	78	4	11	12	16	0

KICKOFFS

Name	No.	Yds.	Avg.	TB	OB	Ret.	Net	YdLn
Schmit, Zach	48	3057	63.7	30	1			
Total	48	3057	63.7	30	1	10	41.1	23
Opponents	43	2731	63.5	29	2	10	40.8	24

SCORING

Name	TD	FGs	PAT Kick	PAT Rush	PAT Rcv	PAT Pass	DXP	Saf	Points
Barnes, Jovantae	6	-	-	-	-	-	-	-	36
Keltner, Tyler	-	7-9	12-13	-	-	-	-	-	33
Tatum, Taylor	4	-	-	-	-	-	-	-	24
Schmit, Zach	-	4-4	10-10	-	-	-	-	-	22
Burks, Deion	3	-	-	-	-	-	-	-	18
Arnold, Jackson	3	-	-	-	-	-	-	-	18
Sharp, Bauer	2	-	-	-	-	-	-	-	12
Thompson, Brenen	2	-	-	-	-	-	-	-	12
Hawkins Jr., Michael	1	-	-	1	-	-	-	-	8
Roberts, Jake	1	-	-	-	-	-	-	-	6
Hester, J.J.	1	-	-	-	-	-	-	-	6
Helms, Kaden	1	-	-	-	-	-	-	-	6
Kanak, Jaren	1	-	-	-	-	-	-	-	6
Lewis, Kip	1	-	-	-	-	-	-	-	6
Robinson, Xavier	1	-	-	-	-	-	-	-	6
Jordan, Jacob	1	-	-	-	-	-	-	-	6
Halton, Gracen	-	-	-	-	-	-	-	1	2
Evans, Liam	-	-	1-1	-	-	-	-	-	1
Total	28	11-13	23-24	1	0	0	0	1	228
Opponents	22	12-16	17-19	1	0	0	0	1	189

ALL-PURPOSE YARDS

Name	G	Rush	Rec	PR	KOR	IR	Tot	Avg/G
Barnes, Jovantae	9	577	123	0	0	0	700	77.8
Tatum, Taylor	8	239	31	0	53	0	323	40.4
Hester, J.J.	9	0	265	0	0	0	265	29.4
Sharp, Bauer	9	-1	256	0	0	0	255	28.3
Burks, Deion	4	32	201	0	0	0	233	58.3
Thompson, Brenen	9	0	209	0	0	0	209	23.2
Arnold, Jackson	7	193	-2	0	0	0	191	27.3
Franklin, Sam	8	68	22	0	82	0	172	21.5
Bowen, Peyton	9	0	0	171	0	0	171	19.0
Jordan, Jacob	3	0	160	0	0	0	160	53.3
Hawkins Jr., Michael	6	143	0	0	0	0	143	23.8
Roberts, Jake	9	0	92	0	0	0	92	10.2
Pettaway, Jaquai	9	0	87	0	0	0	87	9.7
Robinson, Xavier	3	29	58	0	0	0	87	29.0
Lewis, Kip	9	0	0	0	0	63	63	7.0
Kearney, Zion	8	0	62	0	0	0	62	7.8
Sawchuk, Gavin	6	42	17	0	0	0	59	9.8
Farooq, Jalil	1	0	47	0	0	0	47	47.0
Ragins, Zion	9	0	40	0	0	0	40	4.4
Bowman Jr., Billy	9	0	0	-2	34	2	34	3.8
Jordan, Devon	8	0	0	16	12	0	28	3.5
Hardy, Jaydan	9	0	0	0	0	26	26	2.9
Carreon, Ivan	7	0	17	0	0	0	17	2.4
Hicks, Kalib	5	11	0	0	0	0	11	2.2
Walker, Kani	9	0	0	0	0	10	10	1.1
Helms, Kaden	4	0	9	0	0	0	9	2.3
Anthony, Andre	1	0	4	0	0	0	4	4.0
TEAM	9	-20	0	0	0	0	-20	-2.2
Total	9	1313	1698	185	181	101	3478	386.4
Opponents	9	955	1957	98	169	102	3281	364.6

TOTAL OFFENSE

Name	G	Plays	Rush	Pass	Total	Avg/G
Arnold, Jackson	7	281	193	1169	1362	194.6
Hawkins Jr., Michael	6	129	143	536	679	113.2
Barnes, Jovantae	9	122	577	0	577	64.1
Tatum, Taylor	8	44	239	-2	237	29.6
Franklin, Sam	8	11	68	0	68	8.5
Sawchuk, Gavin	6	20	42	0	42	7.0
Burks, Deion	4	5	32	0	32	8.0
Robinson, Xavier	3	6	29	0	29	9.7
Hicks, Kalib	5	2	11	0	11	2.2
Sharp, Bauer	9	1	-1	0	-1	-0.1
Elzinga, Luke	9	1	0	-5	-5	-0.6
TEAM	9	0	-20	0	-20	-2.2
Total	9	627	1313	1698	3011	334.6
Opponents	9	591	955	1957	2912	323.6

OFFENSIVE GAME-BY-GAME

PASSING (Quarterbacks only)

#11 Jackson Arnold	Att	Comp	INT	Pct	Yards	TD	Long	Sack	Yds	Effic
Temple	25	17	0	68.0	141	4	47	3	13	168.2
Houston	32	19	1	59.4	174	2	33	3	11	119.4
Tulane	29	18	1	62.0	169	1	20	3	18	115.5
Tennessee	16	7	1	43.8	54	0	12	1	4	59.6
South Carolina	36	18	0	50.0	225	1	54	8	62	111.7
Ole Miss	31	22	0	71.0	182	2	20	8	49	141.6
Maine	21	15	0	71.4	224	2	90	0	0	192.5
Totals	190	116	3	61.1	1169	12	90	26	157	130.4

#9 Michael Hawkins Jr.	Att	Comp	INT	Pct	Yards	TD	Long	Sack	Yds	Effic
Temple	4	2	0	50.0	17	0	10	0	0	93.6
Tennessee	18	11	0	61.1	132	1	46	2	23	141.0
Auburn	15	10	0	66.7	161	0	60	2	7	156.8
Texas	30	19	0	63.3	148	0	15	6	31	104.8
South Carolina	5	3	2	60.0	18	0	11	1	15	10.2
Maine	5	3	0	60.0	60	0	46	0	0	160.8
Totals	77	48	2	62.3	536	1	60	11	76	119.9

RUSHING

Player	No-Yds/TD	TEM	HOU	TLN	TEN	AUB	UT	SCAR	OM	MAINE	MIZ	ALA	LSU
Barnes, Jovantae	122-577/5	5-33/0	12-40/0	14-53/0	8-12/1	18-61/1	14-38/0	17-70/0	16-67/0	18-203/3			
Arnold, Jackson	91-193/3	11-34/0	11-28/0	14-97/2	5--21/0	DNP	DNP	17--29/0	24-39/0	9-45/1			
Hawkins Jr., Michael	52-143/1	2-10/0	DNP	DNP	12-22/0	14-69/1	20-27/0	1--15/0	DNP	3-30/0			
Tatum, Taylor	43-239/3	5-69/1	1-6/0	9-27/1	3-14/0	DNP	2-17/0	4-16/0	9-42/0	10-48/1			
Sawchuk, Gavin	20-42/0	6-15/0	4-4/0	6-16/0	2--2/0	-	2-9/0	DNP	DNP	DNP			
Franklin, Sam	11-68/0	4-45/0	-	-	1--3/0	-	-	DNP	-	6-26/0			
Robinson, Xavier	6-29/1	DNP	DNP	DNP	DNP	DNP	-	DNP	-	6-29/1			
Burks, Deion	5-32/0	3-14/0	-	-	2-18/0	DNP	DNP	DNP	DNP	DNP			
Hicks, Kalib	2-11/0	-	-	-	-	DNP	DNP	2-11/0	DNP	DNP			
Sharp, Bauer	1--1/0	-	-	-	-	-	-	-	1--1/0	-			

RECEIVING

Player	No-Yds/TD	TEM	HOU	TLN	TEN	AUB	UT	SCAR	OM	MAINE	MIZ	ALA	LSU
Sharp, Bauer	34-256/2	5-47/1	1-5/0	4-28/0	4-36/0	4-43/0	3-21/0	3-9/0	8-53/1	2-14/0			
Burks, Deion	26-201/3	6-36/3	9-53/0	7-80/0	4-32/0	DNP	DNP	DNP	DNP	DNP			
Thompson, Brenen	17-209/2	4-15/0	2-43/1	-	2-18/0	2-30/0	3-19/0	2-59/1	-	2-25/0			
Barnes, Jovantae	17-123/1	-	3-8/0	1-12/0	2-0/1	-	1-6/0	4-21/0	5-57/0	1-19/0			
Jordan, Jacob	15-160/1	DNP	DNP	DNP	DNP	DNP	DNP	6-86/0	6-38/1	3-36/0			
Hester, JJ	13-265/1	-	-	-	-	3-86/0	1-4/0	4-44/0	1-19/0	4-112/1			
Roberts, Jake	9-92/1	-	3-51/1	1-5/0	2-11/0	-	1-12/0	1-5/0	1-8/0	-			
Kearney, Zion	6-62/0	-	DNP	1-12/0	-	-	4-45/0	-	-	1-5/0			
Pettaway, Jaquaize	5-87/0	-	-	-	3-79/0	1-2/0	1-6/0	-	-	-			
Ragins, Zion	5-40/0	1-7/0	1-14/0	1-13/0	1-10/0	-	-	1--4/0	-	-			
Robinson, Xavier	3-58/0	DNP	DNP	DNP	DNP	DNP	2-12/0	DNP	-	1-46/0			
Tatum, Taylor	3-31/1	-	-	1-9/1	-	DNP	1-4/0	1-18/0	-	-			
Franklin, Sam	3-22/0	-	-	-	-	-	-	DNP	1-7/0	2-15/0			
Sawchuk, Gavin	3-17/0	-	-	2-10/0	-	-	1-7/0	DNP	DNP	DNP			
Carreon, Ivan	3-17/0	1-2/0	DNP	-	DNP	-	1-12/0	-	-	1-3/0			
Farooq, Jalil	1-47/0	1-47/0	DNP	DNP	DNP	DNP	DNP	DNP	DNP	DNP			
Helms, Kaden	1-9/1	-	DNP	-	DNP	DNP	DNP	-	DNP	1-9/1			
Anthony, Andre	1-4/0	1-4/0	DNP	DNP	DNP	DNP	DNP	DNP	DNP	DNP			
Arnold, Jackson	1--2/0	-	-	1--2/0	-	DNP	DNP	-	-	-			

TEAM TOTALS

	Score	1st Downs	Rushing No-Yds-TD	Passing (C-A-I-Yds-TD)	Total Offense (Plays-Yds)	Punts No.-Avg.	Fumbles No.-Lost	Penalties No.-Yds	KO Ret. No.-Yds	Punt Ret. No.-Yds	Int. Ret. No.-Yds.	3rd-Down Conv.	Time of Poss.
Temple	3	13	36-69-0	12-25-2-128-0	61-197	6-43.8	4-4	8-46	3-55	1-(-5)	0-0	4 of 13	31:31
Oklahoma	51	18	36-220-1	19-29-0-158-4	65-378	5-42.8	0-0	7-62	0-0	1-13	2-36	1 of 12	28:29
Houston	12	18	35-58-0	24-28-1-260-1	63-318	6-40.7	1-1	8-70	1-19	3-(-10)	1-0	4 of 15	35:03
Oklahoma	16	15	29-75-0	19-32-1-174-2	61-249	8-44.0	2-0	5-67	1-10	3-22	1-0	4 of 14	24:57
Tulane	19	16	34-106-0	15-33-1-173-2	67-279	6-45.2	1-1	9-60	0-0	1-18	1-22	5 of 15	26:11
Oklahoma	34	23	45-182-3	19-30-1-167-1	75-349	5-41.2	0-0	6-45	1-21	1-24	1-2	8 of 16	31:42
Tennessee	25	14	52-151-1	13-21-0-194-1	73-345	8-48.4	2-2	10-82	1-0	2-12	1-17	6 of 19	35:41
Oklahoma	15	16	34-36-1	18-34-1-186-1	68-222	7-51.0	4-2	3-32	0-0	5-30	0-0	3 of 15	24:28
Oklahoma	27	11	32-130-2	10-15-0-161-0	47-291	5-47.6	0-0	10-78	1-21	1-0	1-63-1	2 of 11	24:34
at Auburn	21	26	43-144-0	21-32-1-338-3	75-482	3-49.3	1-0	7-61	1-27	2-12	0-0	4 of 14	35:26
vs. Texas	34	17	30-177-3	21-31-1-229-1	61-406	3-44.3	1-0	5-57	0-0	4-70	0-0	5 of 13	27:53
Oklahoma	3	18	39-89-0	19-30-0-148-0	69-237	6-47.7	2-2	7-49	3-52	2-19	1-0	4 of 15	32:07
South Carolina	35	15	41-74-1	17-27-0-180-1	68-254	8-51.6	0-0	6-42	1-20	2-10	2-63-1	6 of 18	31:47
Oklahoma	9	19	41-53-0	22-42-2-238-1	83-291	5-46.6	6-2	3-27	2-34	4-23	0-0	6 of 19	28:13
Oklahoma	14	24	50-147-0	22-31-0-182-2	81-329	5-45.6	2-2	7-71	2-43	3-30	0-0	8 of 18	33:45
at Ole Miss	26	18	31-69-2	22-30-0-311-1	61-380	4-53.0	2-1	7-94	0-0	3-9	0-0	5 of 13	26:15
Maine	14	14	29-107-1	17-33-0-144-1	62-251	7-37.9	1-1	1-5	3-48	0-0	0-0	4 of 15	30:16
Oklahoma	59	26	52-381-3	18-26-0-284-2	78-665	1-31.0	1-1	6-65	0-0	4-24	0-0	10 of 14	29:44
Oklahoma at Missouri													
Alabama													
Oklahoma													
Oklahoma													
Oklahoma at LSU													

STARTING LINEUPS

OFFENSE	QB	RB	TE	WR/TE/RB	WR	WR	LT	LG	C	RG	RT
TEMPLE	Arnold	Sawchuk	Sharp	Farooq	Burks	Thompson	Sexton	Hatchett	Hickman	Nwaiwu	Tarquin
HOUSTON	Arnold	Sawchuk	Sharp	Roberts	Burks	Thompson	Tarquin	Sexton	Bates	Nwaiwu	Taylor
TULANE	Arnold	Sawchuk	Sharp	Ragins	Burks	Thompson	Howland	Sexton	Bates	Nwaiwu	Tarquin
TENNESSEE	Arnold	Barnes	Sharp	Tatum	Burks	Anderson	Sexton	Ozaeta	Hickman	Nwaiwu	Tarquin
at Auburn	Hawkins Jr.	Barnes	Sharp	Roberts	Ragins	Thompson	Tarquin	Sexton	Hickman	Nwaiwu	Taylor
vs. Texas	Hawkins Jr.	Barnes	Sharp	Hester	Pettaway	Thompson	Tarquin	Sexton	Hickman	Nwaiwu	Taylor
SOUTH CAROLINA	Hawkins Jr.	Barnes	Sharp	Hester	Ragins	Thompson	Sexton	Ozaeta	Everett	Nwaiwu	Taylor
at Ole Miss	Arnold	Barnes	Sharp	Roberts	Hester	Thompson	Sexton	Ozaeta	Everett	Nwaiwu	Tarquin
MAINE	Arnold	Barnes	Sharp	Roberts	Hester	Thompson	Howland	Ozaeta	Everett	Nwaiwu	Brown
at Missouri											
ALABAMA											
at LSU											

DEFENSE	DE/NB	NG	DT	DE	MLB	WLB	CHEETAH	CB	FS	SS	CB
TEMPLE	Thomas	Williams	Jackson	Downs	Stutsman	Lewis	Dolby	Malone	Bowen, P.	Bowman Jr.	Walker
HOUSTON	Thomas	Williams	Jackson	Downs	Stutsman	Lewis	Dolby	Washington	Bowen, P.	Bowman Jr.	Walker
TULANE	Thomas	Williams	Halton	Downs	Stutsman	McKinzie	Washington	Malone	Spears-Jennings	Bowman Jr.	Walker
TENNESSEE	Spears-Jennings	Williams	Terry	Downs	Stutsman	Lewis	Dolby	Malone	Bowen	Bowman Jr.	Walker
at Auburn	Thomas	Williams	Jackson	Downs	Stutsman	Lewis	Omosigho	Malone	Spears-Jennings	Bowman Jr.	Walker
vs. Texas	Bowen, P.	Williams	Jackson	Downs	Stutsman	Lewis	Omosigho	Bowen, E.	Spears-Jennings	Bowman Jr.	Walker
SOUTH CAROLINA	Thomas	Williams	Halton	Downs	Stutsman	Lewis	Kanak	Bowen, E.	Spears-Jennings	Bowman Jr.	Walker
at Ole Miss	Thomas	Williams	Halton	Downs	Stutsman	Lewis	McCullough	Bowen, E.	Spears-Jennings	Bowman Jr.	Walker
MAINE	Thomas	Williams	Jackson	Woullard	Stutsman	Lewis	Washington	Bowen, E.	Spears-Jennings	Bowman Jr.	Johnson
at Missouri											
ALABAMA											
at LSU											

3RD-DOWN CONVERSIONS

Date	Opponent	Score	Overall		1st Qtr		2nd Qtr		3rd Qtr		4th Qtr		OT	
Aug. 30	TEMPLE	W, 51-3	1-12	8.3%	0-3	0.0%	0-4	0.0%	0-3	0.0%	1-2	50.0%	--	--
Sept. 7	HOUSTON	W, 16-12	4-14	28.6%	0-2	0.0%	2-5	0.0%	1-2	50.0%	1-5	20.0%	--	--
Sept. 14	TULANE	W, 34-19	8-16	50.0%	5-6	83.3%	1-2	50.0%	1-3	33.3%	1-5	20.0%	--	--
Sept. 21	TENNESSEE	L, 15-25	3-15	20.0%	1-4	25.0%	0-3	0.0%	0-3	0.0%	2-5	40.0%	--	--
Sept. 28	at Auburn	W, 27-21	2-10	20.0%	1-3	33.3%	0-2	0.0%	1-3	33.3%	0-2	0.0%	--	--
Oct. 12	vs. TEXAS	L, 3-34	4-15	26.7%	1-4	25.0%	0-2	0.0%	0-2	0.0%	3-7	42.9%	--	--
Oct. 19	S. CAROLINA	L, 9-35	6-19	31.6%	1-4	25.0%	1-5	20.0%	3-4	75.0%	1-6	16.7%	--	--
Oct. 26	at Ole Miss	L, 14-26	8-18	44.4%	3-4	75.0%	4-5	80.0%	1-4	25.0%	0-5	0.0%	--	--
Nov. 2	MAINE	W, 59-14	10-14	71.4%	1-3	33.3%	4-4	100.0%	3-4	75.0%	2-3	66.7%	--	--
Nov. 9	at Missouri													
Nov. 23	ALABAMA													
Nov. 30	at LSU													

4TH-DOWN CONVERSIONS

Date	Opponent	Score	Overall		1st Qtr		2nd Qtr		3rd Qtr		4th Qtr		OT	
Aug. 30	TEMPLE	W, 51-3	3-3	100.0%	1-1	100.0%	2-2	100.0%	0-0	0.0%	0-0	0.0%	--	--
Sept. 7	HOUSTON	W, 16-12	0-0	0.0%	0-0	0.0%	0-0	0.0%	0-0	0.0%	0-0	0.0%	--	--
Sept. 14	TULANE	W, 34-19	0-0	0.0%	0-0	0.0%	0-0	0.0%	0-0	0.0%	0-0	0.0%	--	--
Sept. 21	TENNESSEE	L, 15-25	1-3	33.3%	0-1	0.0%	0-0	0.0%	0-0	0.0%	1-2	50.0%	--	--
Sept. 28	at Auburn	W, 27-21	0-1	0.0%	0-0	0.0%	0-0	0.0%	0-0	0.0%	0-1	0.0%	--	--
Oct. 12	vs. TEXAS	L, 3-34	1-2	50.0%	0-0	0.0%	0-0	0.0%	0-0	0.0%	1-2	50.0%	--	--
Oct. 19	S. CAROLINA	L, 9-35	1-5	20.0%	0-0	0.0%	0-1	0.0%	0-0	0.0%	1-4	25.0%	--	--
Oct. 26	at Ole Miss	L, 14-26	2-5	40.0%	0-1	0.0%	0-0	0.0%	0-0	0.0%	2-4	50.0%	--	--
Nov. 2	MAINE	W, 59-14	2-2	100.0%	1-1	100.0%	0-0	0.0%	1-1	100.0%	0-0	0.0%	--	--
Nov. 9	at Missouri													
Nov. 23	ALABAMA													
Nov. 30	at LSU													

TIME OF POSSESSION

Date	Opponent	Score	Overall	1st Qtr	2nd Qtr	3rd Qtr	4th Qtr
Aug. 30	TEMPLE	W, 51-3	28:29	7:16	8:12	6:36	6:25
Sept. 7	HOUSTON	W, 16-12	24:57	3:48	7:35	4:36	8:58
Sept. 14	TULANE	W, 34-19	31:42	7:05	7:19	8:30	8:48
Sept. 21	TENNESSEE	L, 15-25	24:28	8:34	3:16	3:21	9:17
Sept. 28	at Auburn	W, 27-21	24:34	3:22	7:30	8:33	5:09
Oct. 12	vs. TEXAS	L, 3-34	32:07	9:53	6:12	4:47	11:15
Oct. 19	S. CAROLINA	L, 9-35	28:13	7:36	8:35	4:09	7:53
Oct. 26	at Ole Miss	L, 14-26	33:45	9:06	7:46	6:45	10:08
Nov. 2	MAINE	W, 59-14	29:44	3:10	10:02	6:52	9:40
Nov. 9	at Missouri						
Nov. 23	ALABAMA						
Nov. 30	at LSU						

OU GIVEAWAYS/TAKEAWAYS

Game	Giveaways			Takeaways			Dif.
	Fum	Int	Tot	Fum	Int	Tot	
TEMPLE	0	0	0	4	2	6	+6
HOUSTON	0	1	1	1	1	2	+1
TULANE	0	1	1	1	1	2	+1
TENNESSEE	2	1	3	2	0	2	-1
at Auburn	0	0	0	0	1	1	+1
vs. TEXAS	2	0	2	0	1	1	-1
S. CAROLINA	2	2	4	0	0	0	-4
at Ole Miss	2	0	2	1	0	1	-1
MAINE	1	0	1	1	0	1	0
at Missouri							
ALABAMA							
at LSU							
Total	9	5	14	10	6	16	+2

FUMBLES

Name	No.- Lost
Arnold, Jackson	7-4
Tatum, Taylor	3-2
Hawkins Jr., Michael	3-2
Franklin, Sam	1-1
Bowen, Peyton	1-0
Bowman Jr., Billy	1-0
Hicks, Kalib	1-0
Total	17-9

OPENING DRIVES — OFFENSE

Game	1st Half	2nd Half
TEMPLE	Touchdown	Punt
HOUSTON	Punt	Interception
TULANE	Touchdown	Field Goal
TENNESSEE	Downs	Punt
at Auburn	Touchdown	Punt
vs. TEXAS	Missed FG	Punt
S. CAROLINA	Interception	Touchdown
at Ole Miss	Downs	Punt
MAINE	Punt	Touchdown
at Missouri		
ALABAMA		
LSU		

OPENING DRIVES — DEFENSE

Game	1st Half	2nd Half
TEMPLE	Punt	Punt
HOUSTON	Field Goal	Touchdown
TULANE	Punt	Touchdown
TENNESSEE	Punt	Punt
at Auburn	Punt	Punt
vs. TEXAS	Interception	Downs
S. CAROLINA	Touchdown	Punt
at Ole Miss	Touchdown	Touchdown
MAINE	Touchdown	Fumble
at Missouri		
ALABAMA		
LSU		

OU ON PREGAME COIN FLIPS

Game	Result	Score
TEMPLE	Lost (Kicked)	W, 51-3
HOUSTON	Lost (Received)	W, 16-12
TULANE	Won (Kicked)	W, 34-19
TENNESSEE	Lost (Received)	L, 15-25
at Auburn	Won (Kicked)	W, 27-21
vs. TEXAS	Lost (Kicked)	L, 3-34
S. CAROLINA	Lost (Received)	L, 9-35
at Ole Miss	Won (Kicked)	L, 14-26
MAINE	Lost (Received)	W, 59-14
at Missouri		
ALABAMA		
LSU		

DEFENSIVE LEADERS

No.	Name	GP	Solo	Ast	Total	TFL-Yds	Sacks-Yards	Int-Yds	BrUp	QBH	Rcv-Yds	FF	Block	Saf
28	Stutsman, Danny	9	35	42	77	7.5-15	1-4	.	.	3
3	Spears-Jennings, Robert	9	36	16	52	4-23	2.5-22	1-0	1	.	2-0	4	.	.
10	Lewis, Kip	9	24	19	43	4-5	.	1-63
2	Bowman Jr., Billy	9	24	14	38	1.5-2	.	2-2	2	1	1-0	.	.	.
22	Bowen, Peyton	9	13	11	24	0.5-1
24	Omosigho, Sammy	9	12	11	23	4.5-8	.	.	1	2
26	Walker, Kani	9	17	6	23	1-1	.	1-10	6
52	Williams, Dameron	9	9	13	22	2.5-7	1-5	.	.	1
11	McKinzie, Kobie	9	11	10	21	2.5-8	1-6	.	1	2
65	Jackson, Jayden	9	6	13	19	1-2	1-2	.	1
5	Washington, Woodi	8	9	10	19
23	Bowen, Eli	7	14	4	18	2-3	.	.	3
20	Carter, Lewis	9	14	4	18	2-8	1-0	1	.	.
56	Halton, Gracen	9	11	7	18	5-37	4-32	.	.	2	1-0	1	.	1
4	Malone, Dez	8	13	4	17	1.5-3	.	.	2
40	Downs, Ethan	8	12	4	16	5-25	3-22	.	2	1	1-1	1	.	.
95	Terry, Da'Jon	9	8	8	16	3-5	0.5-1	.	.	.	1-0	.	.	.
32	Thomas, R Mason	9	8	7	15	7.5-43	6-41	.	1	7	1-8	1	.	.
7	Kanak, Jaren	9	3	12	15	1-21	.	.	.
30	Ford, Trace	9	10	3	13	4-16	1.5-7	.	1	.	.	2	.	.
19	Johnson, Jacobe	9	10	1	11
15	Dolby, Kendel	3	7	3	10	1-2	1-2	.	1	1
90	Woullard, Caiden	9	3	7	10	2-6	1-4	.	1	2
1	McCullough, Dasan	4	6	3	9	1-2
25	Bogowski, Michael	9	5	3	8
38	Heinecke, Owen	9	4	1	5
0	Stone, David	9	2	3	5	2-14	1-10
14	Hardy, Jaydan	9	3	1	4	.	.	1-26	1
96	Sears, Davon	3	3	1	4	2-13	1-7
34	Adebawore, Adepoju	8	2	2	4	1.5-17	1-13
13	Hester, J.J.	9	2	.	2	1-0	1	.	.
21	Newcombe, Jeremiah	3	1	1	2	.	.	.	1
13	Powers III, Reggie	8	1	1	2
99	Strong, Markus	1	2	.	2	2-7	2-7
44	Wein, Taylor	8	.	2	2
47	Nesta, James	1	1	1	2
50	Anderson, Ben	9	1	1	2
34	Schmit, Zach	9	1	.	1
80	Kysar, Bergin	1	1	.	1
55	Sanders, Ashton	8	.	1	1	0.5-3	0.5-3
6	Burks, Deion	4	1	.	1
8	Vickers, Makari	4	1	.	1
10	Sharp, Bauer	9	1	.	1
	Totals	9	347	250	597	71-276	29-188	6-101	25	22	10-30	11	0	1
	Opponents	9	390	250	640	73-325	38-234	5-102	21	18	9-36	12	0	1

DEFENSIVE GAME-BY-GAME

TACKLES

Player	UA-A	Total	TEM	HOU	TLN	TEN	AUB	UT	SCAR	OM	MAINE	MIZ	ALA	LSU
Stutsman, Danny	35-42	77	3-3	12-3	6-6	0-3	1-3	2-4	5-11	4-5	2-4			
Spears-Jennings, Robert	36-16	52	3-1	4-1	6-1	7-6	4-2	5-0	3-3	3-1	1-1			
Lewis, Kip	24-19	43	3-1	2-2	0-1	4-3	4-1	3-3	2-6	6-1	0-1			
Bowman Jr., Billy	24-14	38	3-0	4-1	3-0	0-4	7-1	1-0	0-3	4-3	2-2			
Bowen, Peyton	13-11	24	-	0-1	1-0	0-7	4-1	4-0	2-2	1-0	1-0			
Walker, Kani	17-6	23	2-1	-	3-1	3-2	2-1	1-0	3-0	3-0	0-1			
Omosigbo, Sammy	12-11	23	1-2	5-0	2-2	0-4	2-1	-	1-1	1-0	0-1			
Williams, Damonic	9-13	22	0-2	1-1	1-2	4-0	1-0	2-2	0-4	0-1	0-1			
McKinzie, Kobie	11-10	21	1-0	1-1	1-3	-	3-3	1-1	2-0	0-1	2-1			
Washington, Woodi	9-10	19	DNP	2-4	-	2-1	2-4	1-0	-	1-1	1-0			
Jackson, Jayden	6-13	19	1-0	0-1	1-1	1-2	-	0-5	2-2	1-1	0-1			
Carter, Lewis	14-4	18	3-1	2-0	-	6-0	1-0	1-1	0-1	-	1-1			
Bowen, Eli	14-4	18	DNP	DNP	-	2-0	2-0	5-3	3-0	1-1	1-0			
Halton, Gracen	11-7	18	2-1	2-0	2-0	1-0	1-0	1-1	2-1	0-4	-			
Malone, Dez	13-4	17	1-0	2-0	1-0	2-1	3-1	0-1	DNP	4-1	-			
Downs, Ethan	12-4	16	2-0	0-2	1-1	2-0	1-1	3-0	2-0	1-0	DNP			
Terry, Da'Jon	8-8	16	1-0	0-2	3-1	1-1	0-1	1-2	-	1-1	1-0			
Thomas, R Mason	8-7	15	2-1	0-1	3-0	0-1	3-1	-	0-1	0-1	0-1			
Kanak, Jaren	3-12	15	0-2	0-3	0-1	-	-	0-1	1-2	-	2-3			
Ford, Trace	10-3	13	-	-	-	3-0	4-1	-	1-2	1-0	1-0			
Johnson, Jacobe	10-1	11	3-1	2-0	1-0	-	-	-	2-0	-	2-0			
Dolby, Kendel	7-3	10	2-0	4-1	DNP	1-2	DNP	DNP	DNP	DNP	DNP			
Woullard, Caiden	3-7	10	-	1-0	-	0-1	1-1	0-1	0-2	1-1	0-1			
McCullough, Dasan	6-3	9	DNP	DNP	DNP	DNP	DNP	1-0	0-1	4-1	1-1			
Boganowski, Michael	5-3	8	1-0	0-1	-	-	1-1	1-0	-	-	2-1			
Heinecke, Owen	4-1	5	2-0	-	-	-	-	1-0	0-1	-	1-0			
Stone, David	2-3	5	0-2	-	-	1-0	-	-	0-1	-	1-0			
Hardy, Jaydan	3-1	4	-	0-1	-	1-0	-	-	-	-	2-0			
Sears, Davon	3-1	4	0-1	-	DNP	DNP	DNP	DNP	DNP	DNP	DNP	3-0		
Adebawore, Adepoju	2-2	4	-	-	-	DNP	-	0-1	2-1	-	-			
Hester, J.J.	2-0	2	-	-	-	1-0	-	-	-	1-0	-			
Strong, Markus	2-0	2	2-0	DNP	DNP	DNP	DNP	DNP	DNP	DNP	DNP			
Powers III, Reggie	1-1	2	-	-	DNP	-	-	1-0	-	-	0-1			
Newcombe, Jeremiah	1-1	2	0-1	DNP	DNP	DNP	DNP	DNP	-	DNP	1-0			
Nesta, James	1-1	2	1-1	DNP	DNP	DNP	DNP	DNP	DNP	DNP	DNP			
Anderson, Ben	1-1	2	-	-	-	-	1-0	-	0-1	-	-			
Wein, Taylor	0-2	2	-	DNP	-	-	-	-	-	-	0-2			
Burks, Deion	1-0	1	-	1-0	-	-	DNP	DNP	DNP	DNP	DNP			
Vickers, Makari	1-0	1	DNP	DNP	DNP	-	-	1-0	-	DNP	DNP			
Sharp, Bauer	1-0	1	-	-	-	-	-	1-0	-	-	-			
Schmit, Zach	1-0	1	-	-	-	-	1-0	-	-	-	-			
Kysar, Bergin	1-0	1	1-0	DNP	DNP	DNP	DNP	DNP	DNP	DNP	DNP			
Sanders, Ashton	0-1	1	0-1	-	-	-	-	-	-	DNP	-			

DEFENSIVE GAME-BY-GAME

TACKLES FOR LOSS

Player	UA-A	Total	TEM	HOU	TLN	TEN	AUB	UT	SCAR	OM	MAINE	MIZ	ALA	LSU
Thomas, R Mason	6-3	7.5	1.0-1	-	3.0-17	0.5-1	2.0-19	-	0.5-4	0.5-1	-	-	-	-
Stutsman, Danny	5-5	7.5	-	1.0-1	0.5-1	-	0.5-1	1.5-3	1.5-1	1.5-4	1.0-4	-	-	-
Downs, Ethan	5-0	5.0	1.0-7	-	1.0-2	-	-	1.0-6	1.0-9	1.0-1	DNP	-	-	-
Halton, Gracen	4-2	5.0	1.5-9	2.0-16	-	-	-	-	1.5-12	-	-	-	-	-
Omosigho, Sammy	4-1	4.5	0.5-1	2.0-4	-	-	1.0-2	-	1.0-1	-	-	-	-	-
Spears-Jennings, Robert	3-2	4.0	-	1.0-1	0.5-0	1.0-9	1.0-9	-	0.5-4	-	-	-	-	-
Lewis, Kip	3-2	4.0	0.5-0	-	-	-	1.0-2	1.0-1	0.5-1	1.0-1	-	-	-	-
Ford, Trace	3-2	4.0	-	-	-	2.0-7	1.0-1	-	1.0-8	-	-	-	-	-
Terry, Da'Jon	1-4	3.0	-	-	-	0.5-1	0.5-1	1.0-2	-	-	1.0-1	-	-	-
McKinzie, Kobie	2-1	2.5	-	-	1.0-1	-	1.0-6	-	-	0.5-1	-	-	-	-
Williams, Damonic	2-1	2.5	-	1.0-5	-	1.0-1	-	-	0.5-1	-	-	-	-	-
Stone, David	2-0	2.0	-	-	-	1.0-4	-	-	-	-	1.0-10	-	-	-
Carter, Lewis	2-0	2.0	-	-	-	2.0-8	-	-	-	-	-	-	-	-
Bowen, Eli	2-0	2.0	DNP	DNP	-	-	-	1.0-1	-	-	1.0-2	-	-	-
Sears, Davon	2-0	2.0	-	-	DNP	DNP	DNP	DNP	DNP	DNP	DNP	2.0-13	-	-
Strong, Markus	2-0	2.0	2.0-7	DNP	DNP	DNP	DNP	DNP	DNP	DNP	DNP	DNP	-	-
Woullard, Caiden	1-2	2.0	-	-	-	-	-	0.5-1	-	1.5-5	-	-	-	-
Bowman Jr., Billy	1-1	1.5	1.0-1	-	-	-	-	-	-	0.5-1	-	-	-	-
Malone, Dez	1-1	1.5	-	-	1.0-2	-	-	-	DNP	0.5-1	-	-	-	-
Adebawore, Adepoju	1-1	1.5	-	-	-	DNP	-	-	1.5-17	-	-	-	-	-
McCullough, Dasan	1-0	1.0	DNP	DNP	DNP	DNP	DNP	-	-	1.0-2	-	-	-	-
Dolby, Kendel	1-0	1.0	1.0-2	-	DNP	-	DNP	DNP	DNP	DNP	DNP	-	-	-
Walker, Kani	1-0	1.0	-	-	-	1.0-1	-	-	-	-	-	-	-	-
Jackson, Jayden	1-0	1.0	-	-	-	-	-	-	1.0-2	-	-	-	-	-
Bowen, Peyton	0-1	0.5	-	-	-	-	-	-	0.5-1	-	-	-	-	-
Sanders, Ashton	0-1	0.5	0.5-3	-	-	-	-	-	-	DNP	-	-	-	-

SACKS

Player	UA-A	Total	TEM	HOU	TLN	TEN	AUB	UT	SCAR	OM	MAINE	MIZ	ALA	LSU
Thomas, R Mason	5-2	6	-	-	3-17	0.5-1	2-19	-	0.5-4	-	-	-	-	-
Halton, Gracen	3-2	4	1.5-9	1-11	-	-	-	-	1.5-12	-	-	-	-	-
Downs, Ethan	3-0	3	1-7	-	-	-	-	1-6	1-9	-	DNP	-	-	-
Spears-Jennings, Robert	2-1	2.5	-	-	-	1-9	1-9	-	0.5-4	-	-	-	-	-
Strong, Markus	2-0	2	2-7	DNP	DNP	DNP	DNP	DNP	DNP	DNP	DNP	-	-	-
Ford, Trace	1-1	1.5	-	-	-	1-3	-	-	0.5-4	-	-	-	-	-
Stone, David	1-0	1	-	-	-	-	-	-	-	-	1-10	-	-	-
McKinzie, Kobie	1-0	1	-	-	-	-	1-6	-	-	-	-	-	-	-
Dolby, Kendel	1-0	1	1-2	-	DNP	-	DNP	DNP	DNP	DNP	DNP	-	-	-
Stutsman, Danny	1-0	1	-	-	-	-	-	-	-	-	1-4	-	-	-
Adebawore, Adepoju	1-0	1	-	-	-	DNP	-	-	1-13	-	-	-	-	-
Williams, Damonic	1-0	1	-	1-5	-	-	-	-	-	-	-	-	-	-
Jackson, Jayden	1-0	1	-	-	-	-	-	-	1-2	-	-	-	-	-
Woullard, Caiden	1-0	1	-	-	-	-	-	-	-	1-4	-	-	-	-
Sears, Davon	1-0	1	-	-	DNP	DNP	DNP	DNP	DNP	DNP	1-7	-	-	-
Sanders, Ashton	0-1	0.5	0.5-3	-	-	-	-	-	-	DNP	-	-	-	-
Terry, Da'Jon	0-1	0.5	-	-	-	0.5-1	-	-	-	-	-	-	-	-

PARTICIPATION GAME-BY-GAME

NO.	NAME	GP/GS	TEM	HOU	TLN	TEN	AUB	UT	SCAR	OM	MAINE	MIZ	ALA	LSU
34	Adebawore, Adepoju	8/0	XXX	XXX	XXX	...	XXX	XXX	XXX	XXX	XXX
75	Akinkunmi, Daniel	1/0	XXX
50	Anderson, Ben	9/0	XXX	XXX	XXX	XXX	XXX	XXX	XXX	XXX	XXX	XXX
4	Anderson, Nic	1/1	START
5	Anthony, Andrel	1/0	XXX
11	Arnold, Jackson	7/6	START	START	START	START	XXX	START	START
73	Autry-Dent, Isaiah	1/0	XXX
2	Barnes, Jovantae	9/6	XXX	XXX	XXX	START	START	START	START	START	START	START
64	Bates, Joshua	4/2	XXX	START	START	XXX	XXX
25	Boganowski, Michael	9/0	XXX	XXX	XXX	XXX	XXX	XXX	XXX	XXX	XXX	XXX
23	Bowen, Eli	7/4	XXX	XXX	XXX	START	START	START	START	START
22	Bowen, Peyton	9/4	START	START	XXX	START	XXX	START	XXX	XXX	XXX	XXX
2	Bowman Jr., Billy	9/9	START	START	START	START	START	START	START	START	START	START
56	Brooks, Eugene	3/0	XXX	XXX	XXX
58	Brown, Spencer	9/1	XXX	XXX	XXX	XXX	XXX	XXX	XXX	XXX	XXX	START
6	Burks, Deion	4/4	START	START	START	START
82	Carreon, Ivan	7/0	XXX	...	XXX	...	XXX	XXX	XXX	XXX	XXX	XXX
20	Carter, Lewis	9/0	XXX	XXX	XXX	XXX	XXX	XXX	XXX	XXX	XXX	XXX
15	Dolby, Kendel	3/3	START	START	...	START
40	Downs, Ethan	8/8	START	START	START	START	START	START	START	START	START
48	Elzinga, Luke	9/0	XXX	XXX	XXX	XXX	XXX	XXX	XXX	XXX	XXX	XXX
35	Evans, Liam	1/0	XXX
52	Everett, Troy	4/3	XXX	START	START	START	START
3	Farooq, Jalil	1/1	START
30	Ford, Trace	9/0	XXX	XXX	XXX	XXX	XXX	XXX	XXX	XXX	XXX	XXX
20	Franklin, Sam	8/0	XXX	XXX	XXX	XXX	XXX	XXX	...	XXX	XXX	XXX
42	Gilmore, Wyatt	1/0	XXX
56	Halton, Gracen	9/2	XXX	XXX	START	XXX	XXX	XXX	START	XXX	XXX	XXX
14	Hardy, Jaydan	9/0	XXX	XXX	XXX	XXX	XXX	XXX	XXX	XXX	XXX	XXX
66	Hatchett, Geirean	1/1	START
9	Hawkins Jr., Michael	6/3	XXX	XXX	START	START	START	XXX
17	Heim, Taylor	1/0	XXX
38	Heinecke, Owen	9/0	XXX	XXX	XXX	XXX	XXX	XXX	XXX	XXX	XXX	XXX
91	Heinig, Drew	1/0	XXX
18	Helms, Kaden	4/0	XXX	...	XXX	XXX	XXX
13	Hester, J.J.	9/4	XXX	XXX	XXX	XXX	XXX	START	START	START	START	START
51	Hickman, Branson	5/4	START	START	START	START	XXX
0	Hicks, Kalib	5/0	XXX	XXX	XXX	XXX	XXX
93	Hodges, Ace	1/0	XXX
71	Howland, Logan	9/2	XXX	XXX	START	XXX	XXX	XXX	XXX	XXX	XXX	START	...	START
65	Jackson, Jayden	9/6	START	START	XXX	XXX	START	START	XXX	START	START	START
19	Johnson, Jacobe	9/1	XXX	XXX	XXX	XXX	XXX	XXX	XXX	XXX	XXX	START	...	START
12	Jordan, Devon	8/0	XXX	...	XXX	XXX	XXX	XXX	XXX	XXX	XXX	XXX
88	Jordan, Jacob	3/0	XXX	XXX	XXX	XXX
7	Kanak, Jaren	9/1	XXX	XXX	XXX	XXX	XXX	XXX	START	XXX	XXX	XXX
7	Kearney, Zion	8/0	XXX	...	XXX	XXX	XXX	XXX	XXX	XXX	XXX	XXX
98	Keltner, Tyler	5/0	XXX	XXX	XXX	XXX	...	XXX
80	Kysar, Bergin	1/0	XXX
10	Lewis, Kip	9/8	START	START	XXX	START	START	START	START	START	START	START
48	Malaska, Jocelyn	1/0	XXX
4	Malone, Dez	8/4	START	XXX	START	START	START	XXX	...	XXX	XXX	XXX
18	McCarty, Erik	1/0	XXX
1	McCullough, Dasan	4/1	XXX	XXX	START	XXX	XXX
86	McIntyre, Kade	5/0	XXX	XXX	XXX	XXX	XXX	XXX
11	McKinzie, Kobie	9/1	XXX	XXX	START	XXX	XXX	XXX	XXX	XXX	XXX	XXX
83	Melson, Major	1/0	XXX
47	Nesta, James	1/0	XXX
21	Newcombe, J.	3/0	XXX	XXX	XXX
54	Nwaiwu, Febechi	9/9	START	START	START	START	START	START	START	START	START	START
16	Okoye, Danny	3/0	XXX	XXX	XXX
24	Omosigho, Sammy	9/2	XXX	XXX	XXX	XXX	START	START	XXX	XXX	XXX	XXX
77	Ozaeta, Heath	8/4	XXX	...	XXX	START	XXX	XXX	START	START	START	START
17	Pettaway, Jaquaise	9/1	XXX	XXX	XXX	XXX	XXX	START	XXX	XXX	XXX	XXX
55	Pierre-Louis, Eddy	2/0	XXX	XXX
36	Plaster, Josh	9/0	XXX	XXX	XXX	XXX	XXX	XXX	XXX	XXX	XXX	XXX
13	Powers III, Reggie	8/0	XXX	XXX	...	XXX	XXX	XXX	XXX	XXX	XXX	XXX
81	Ragins, Zion	9/3	XXX	XXX	START	XXX	START	XXX	START	XXX	XXX	XXX
87	Roberts, Jake	9/4	XXX	START	XXX	XXX	START	XXX	XXX	XXX	START	START
21	Robinson, Xavier	3/0	XXX	...	XXX	XXX	XXX
27	Rowe, Jayden	5/0	XXX	...	XXX	...	XXX	XXX	XXX
55	Sanders, Ashton	8/0	XXX	XXX	XXX	XXX	XXX	XXX	XXX	XXX
27	Sawchuk, Gavin	6/3	START	START	START	XXX	XXX	XXX
34	Schmit, Zach	9/0	XXX	XXX	XXX	XXX	XXX	XXX	XXX	XXX	XXX	XXX
39	Schuh, Peter	2/0	XXX	XXX
96	Sears, Davon	3/0	XXX	XXX	XXX
76	Sexton, Jacob	8/8	START	START	START	START	START	START	START	START	START
10	Sharp, Bauer	9/9	START	START	START	START	START	START	START	START	START	START
6	Smith II, Nigel	1/0	XXX
35	Snyder, Jakeb	2/0	XXX	XXX
3	Spears-Jennings, R.	9/7	XXX	XXX	START	START	START	START	START	START	START	START
0	Stone, David	9/0	XXX	XXX	XXX	XXX	XXX	XXX	XXX	XXX	XXX	XXX
99	Strong, Markus	1/0	XXX
28	Stutsman, Danny	9/9	START	START	START	START	START	START	START	START	START	START
70	Tarquin, Michael	8/7	START	START	START	START	START	START	XXX	START
8	Tatum, Taylor	8/1	XXX	XXX	XXX	START	...	XXX	XXX	XXX	XXX	XXX
79	Taylor, Jake	4/4	...	START	START	START	START
95	Terry, Da'Jon	9/1	XXX	XXX	XXX	START	XXX	XXX	XXX	XXX	XXX	XXX
32	Thomas, R Mason	9/7	START	START	START	XXX	START	XXX	START	START	START	START
15	Thompson, Brenen	9/8	START	START	START	XXX	START	START	START	START	START	START
8	Vickers, Makari	4/0	XXX	XXX	XXX	XXX
26	Walker, Kani	9/8	START	START	START	START	START	START	START	START	START	XXX
5	Washington, Woodi	8/3	...	START	START	XXX	XXX	XXX	XXX	XXX	XXX	START	...	START
44	Wein, Taylor	8/0	XXX	...	XXX	XXX	XXX	XXX	XXX	XXX	XXX	XXX
52	Williams, Damic	9/9	START	START	START	START	START	START	START	START	START	START
9	Williams, Gentry	2/0	XXX	XXX
90	Woullard, Calden	9/1	XXX	XXX	XXX	XXX	XXX	XXX	XXX	XXX	XXX	START

OKLAHOMA SEASON HIGHS

Rushes	24	Jackson Arnold at Ole Miss (Oct 26, 2024)
Yards Rushing	203	Jovantae Barnes vs Maine (Nov 02, 2024)
TD Rushes	3	Jovantae Barnes vs Maine (Nov 02, 2024)
Long Rush	74	Jovantae Barnes vs Maine (Nov 02, 2024)
Pass Attempts	36	Jackson Arnold vs South Carolina (Oct 19, 2024)
Pass Completions	22	Jackson Arnold at Ole Miss (Oct 26, 2024)
Yards Passing	225	Jackson Arnold vs South Carolina (Oct 19, 2024)
TD Passes	4	Jackson Arnold vs Temple (Aug 30, 2024)
Long Pass	90	Jackson Arnold vs Maine (Nov 02, 2024)
Receptions	9	Deion Burks vs Houston (Sep 07, 2024)
Yards Receiving	112	J.J. Hester vs Maine (Nov 02, 2024)
TD Receptions	3	Deion Burks vs Temple (Aug 30, 2024)
Long Reception	90	J.J. Hester vs Maine (Nov 02, 2024)
Punts	8	Luke Elzinga vs Houston (Sep 07, 2024)
Punting Avg	51.0	Luke Elzinga vs Tennessee (Sep 21, 2024)
Long Punt	63	Luke Elzinga vs Texas (Oct 12, 2024)
Punts Inside 20	5	Luke Elzinga vs Houston (Sep 07, 2024)
Long Punt Return	24	Peyton Bowen at Ole Miss (Oct 26, 2024)
	24	Peyton Bowen vs Tulane (Sep 14, 2024)
Long Kickoff Return	24	Billy Bowman Jr. at Ole Miss (Oct 26, 2024)
	24	Sam Franklin vs Texas (Oct 12, 2024)
Tackles	16	Danny Stutsman vs South Carolina (Oct 19, 2024)
Sacks	3	R Mason Thomas vs Tulane (Sep 14, 2024)
Tackles For Loss	3	R Mason Thomas vs Tulane (Sep 14, 2024)

OKLAHOMA GAME HIGHS

Rushes	52	vs Maine (Nov 02, 2024)
Yards Rushing	381	vs Maine (Nov 02, 2024)
Yards Per Rush	7.3	vs Maine (Nov 02, 2024)
TD Rushes	6	vs Maine (Nov 02, 2024)
Pass Attempts	42	vs South Carolina (Oct 19, 2024)
Pass Completions	22	at Ole Miss (Oct 26, 2024)
	22	vs South Carolina (Oct 19, 2024)
Yards Passing	284	vs Maine (Nov 02, 2024)
Yards Per Pass	10.9	vs Maine (Nov 02, 2024)
TD Passes	4	vs Temple (Aug 30, 2024)
Total Plays	83	vs South Carolina (Oct 19, 2024)
Total Offense	665	vs Maine (Nov 02, 2024)
Yards Per Play	8.5	vs Maine (Nov 02, 2024)
Points	59	vs Maine (Nov 02, 2024)
Sacks By	6	vs South Carolina (Oct 19, 2024)
	6	vs Temple (Aug 30, 2024)
First Downs	26	vs Maine (Nov 02, 2024)
Penalties	10	at Auburn (Sep 28, 2024)
Penalty Yards	78	at Auburn (Sep 28, 2024)
Turnovers	4	vs South Carolina (Oct 19, 2024)
Punts	8	vs Houston (Sep 07, 2024)
Punting Avg	51.0	vs Tennessee (Sep 21, 2024)
Long Punt	63	vs Texas (Oct 12, 2024)
	63	vs Tennessee (Sep 21, 2024)
Punts Inside 20	5	vs Houston (Sep 07, 2024)
Long Punt Return	24	at Ole Miss (Oct 26, 2024)
	24	vs Tulane (Sep 14, 2024)

OPPONENT SEASON HIGHS

Rushes	24	Dylan Sampson vs Tennessee (Sep 21, 2024)
Yards Rushing	118	Quintrevion Wisner vs Texas (Oct 12, 2024)
TD Rushes	1, 8x	MR: Nick Laughlin vs Maine (Nov 02, 2024)
Long Rush	43	Quintrevion Wisner vs Texas (Oct 12, 2024)
Pass Attempts	32	Payton Thorne at Auburn (Sep 28, 2024)
	32	Darian Mensah vs Tulane (Sep 14, 2024)
Pass Completions	24	Donovan Smith vs Houston (Sep 07, 2024)
Yards Passing	338	Payton Thorne at Auburn (Sep 28, 2024)
TD Passes	3	Payton Thorne at Auburn (Sep 28, 2024)
Long Pass	66	Nico lamaleava vs Tennessee (Sep 21, 2024)
Receptions	5	Caden Prieskorn at Ole Miss (Oct 26, 2024)
	5	Gunnar Helm vs Texas (Oct 12, 2024)
	5	KeAndre Lambert-Smith at Auburn (Sep 28, 2024)
	5	Mekhi Mews vs Houston (Sep 07, 2024)
	5	Stephon Johnson vs Houston (Sep 07, 2024)
Yards Receiving	92	Bru McCoy vs Tennessee (Sep 21, 2024)
TD Receptions	1, 11x	MR: Cooper Heisey vs Maine (Nov 02, 2024)
Long Reception	66	Dont'e Thornton Jr. vs Tennessee (Sep 21, 2024)
Field Goals	3	Max Gilbert vs Tennessee (Sep 21, 2024)
Long Field Goals	49	Maddux Trujillo vs Temple (Aug 30, 2024)
Punts	8	Kai Kroeger vs South Carolina (Oct 19, 2024)
	8	Jackson Ross vs Tennessee (Sep 21, 2024)
Punting Avg	53.0	Fraser Masin at Ole Miss (Oct 26, 2024)
Long Punt	78	Will Karoll vs Tulane (Sep 14, 2024)
Punts Inside 20	4	Kai Kroeger vs South Carolina (Oct 19, 2024)
Long Punt Return	55	Silas Bolden vs Texas (Oct 12, 2024)
Long Kickoff Return	27	Jeremiah Cobb at Auburn (Sep 28, 2024)
Tackles	11	Chris Paul Jr. at Ole Miss (Oct 26, 2024)
	11	Suntarine Perkins at Ole Miss (Oct 26, 2024)
	11	Demetrius Knight Jr. vs South Carolina (Oct 19, 2024)
	11	Bam Martin-Scott vs South Carolina (Oct 19, 2024)
	11	Nick Emmanwori vs South Carolina (Oct 19, 2024)
	11	Anthony Hill Jr. vs Texas (Oct 12, 2024)
	11	A.J. Haulcy vs Houston (Sep 07, 2024)
Sacks	4	Suntarine Perkins at Ole Miss (Oct 26, 2024)
Tackles For Loss	5	Suntarine Perkins at Ole Miss (Oct 26, 2024)
Interceptions	2	Nick Emmanwori vs South Carolina (Oct 19, 2024)

OPPONENT GAME HIGHS

Rushes	52	vs Tennessee (Sep 21, 2024)
Yards Rushing	177	vs Texas (Oct 12, 2024)
Yards Per Rush	5.9	vs Texas (Oct 12, 2024)
TD Rushes	3	vs Texas (Oct 12, 2024)
Pass Attempts	33	vs Maine (Nov 02, 2024)
	33	vs Tulane (Sep 14, 2024)
Pass Completions	24	vs Houston (Sep 07, 2024)
Yards Passing	338	at Auburn (Sep 28, 2024)
Yards Per Pass	10.6	at Auburn (Sep 28, 2024)
TD Passes	3	at Auburn (Sep 28, 2024)
Total Plays	75	at Auburn (Sep 28, 2024)
Total Offense	482	at Auburn (Sep 28, 2024)
Yards Per Play	6.7	vs Texas (Oct 12, 2024)
Points	35	vs South Carolina (Oct 19, 2024)
Sacks By	9	at Ole Miss (Oct 26, 2024)
	9	vs South Carolina (Oct 19, 2024)
First Downs	26	at Auburn (Sep 28, 2024)
Penalties	10	vs Tennessee (Sep 21, 2024)
Penalty Yards	94	at Ole Miss (Oct 26, 2024)
Turnovers	6	vs Temple (Aug 30, 2024)
Punts	8	vs South Carolina (Oct 19, 2024)
	8	vs Tennessee (Sep 21, 2024)
Punting Avg	53.0	at Ole Miss (Oct 26, 2024)
Long Punt	78	vs Tulane (Sep 14, 2024)
Punts Inside 20	4	vs South Carolina (Oct 19, 2024)
Long Punt Return	55	vs Texas (Oct 12, 2024)

OKLAHOMA'S LONGEST PLAYS

Rushing	74	Jovantae Barnes vs. Maine (Nov. 2, 2024)
Passing	90	Jackson Arnold to J.J. Hester vs. Maine (Nov. 2, 2024)
Field Goal	50	Tyler Keltner vs. Temple (Aug. 30, 2024)
Punt	63	Luke Elzinga vs. Tenn. (Sept. 21, 2024)/Texas (Oct., 12, 2024)
Punt Return	24	Peyton Bowen vs. Tulane (Sept. 14, 2024)/Ole Miss (Oct. 26, 2024)
Kickoff Return	24	Sam Franklin vs. Texas (Oct. 12, 2024)/Billy Bowman Jr. (Oct. 26, 2024)
Interception Return	26	Jaydan Hardy vs. Temple (Aug. 30, 2024)
Fumble Return	21	Jaren Kanak vs. Temple (Aug. 30, 2024)

OKLAHOMA'S LONGEST RUSHES

Date	Opponent	OU Player	Yards
11/2	Maine	Jovantae Barnes	74
9/28	Auburn	Michael Hawkins Jr.	48 (TD)
9/14	Tulane	Jackson Arnold	47
8/30	Temple	Taylor Tatum	35
8/30	Temple	Sam Franklin	30
11/2	Maine	Jovantae Barnes	29
10/26	Ole Miss	Jackson Arnold	24
9/14	Tulane	Jackson Arnold	24 (TD)
11/2	Maine	Michael Hawkins Jr.	20

OKLAHOMA'S LONGEST PASS PLAYS

Date	Opponent	OU Players	Yards
11/2	Maine	Jackson Arnold to J.J. Hester	90 (TD)
9/28	Auburn	Michael Hawkins Jr. to JJ Hester	60
10/19	South Carolina	Jackson Arnold to Brenen Thompson	54 (TD)
8/30	Temple	Jackson Arnold to Jalil Farooq	47
11/2	Maine	Michael Hawkins Jr. to Xavier Robinson	46
9/21	Tennessee	Michael Hawkins Jr. to Jaquaize Pettaway	46
9/28	Auburn	Michael Hawkins Jr. to Bauer Sharp	30
9/7	Houston	Jackson Arnold to Brenen Thompson	33
9/7	Houston	Jackson Arnold to Jake Roberts	28
10/19	South Carolina	Jackson Arnold to Jacob Jordan	27
11/2	Maine	Jackson Arnold to Jacob Jordan	24
10/19	South Carolina	Jackson Arnold to J.J. Hester	23
9/28	Auburn	Michael Hawkins Jr. to JJ Hester	21
10/26	Ole Miss	Jackson Arnold to Bauer Sharp	20
9/14	Tulane	Jackson Arnold to Deion Burks	20

OKLAHOMA'S LONGEST RETURN PLAYS

Date	Opponent	OU Player	Yards
8/30	Temple	Jaydan Hardy (IR)	26
10/26	Ole Miss	Billy Bowman Jr. (KR)	24
10/26	Ole Miss	Peyton Bowen (PR)	24
9/14	Tulane	Peyton Bowen (PR)	24
9/28	Auburn	Sam Franklin (KR)	21
9/14	Tulane	Sam Franklin (KR)	21
9/7	Houston	Peyton Bowen (PR)	20

OKLAHOMA'S LONGEST SCORING DRIVES

Date	Opponent	Quarter	Plays-Yards	TOP	Drive Ended
10/26	Ole Miss	2nd	13-92	2:34	Touchdown
11/2	Maine	2nd	2-90	0:23*	Touchdown
10/19	South Carolina	3rd	8-90	3:31	Touchdown
8/30	Temple	4th	9-85	4:23	Touchdown
11/2	Maine	1st	15-84	5:14	Touchdown
9/7	Houston	1st	8-81	3:11	Touchdown
9/21	Tennessee	4th	9-76	2:34	Touchdown
8/30	Temple	1st	7-76	2:47	Touchdown
11/2	Maine	4th	8-75	3:21	Touchdown
11/2	Maine	1st	3-75	0:52	Touchdown
9/14	Tulane	1st	14-69	5:46**	Touchdown
9/28	Auburn	1st	4-68	1:20	Touchdown
9/21	Tennessee	4th	10-68	3:30	Touchdown
11/2	Maine	3rd	12-67	5:16	Touchdown
9/28	Auburn	4th	4-67	1:40	Touchdown
9/14	Tulane	2nd	6-67	1:36	Touchdown
9/14	Tulane	3rd	13-64	5:40	Field Goal
10/26	Ole Miss	1st	8-60	3:43	Touchdown
9/14	Tulane	2nd	7-60	1:58	Touchdown
11/2	Maine	3rd	13-58	6:19	Field Goal
9/21	Tennessee	1st	10-55	3:03	Touchdown
10/19	South Carolina	2nd	11-53	4:01	Field Goal
8/30	Temple	3rd	8-52	2:26	Field Goal
9/28	Auburn	4th	11-51	6:34^	Field Goal
11/2	Maine	3rd	7-50	1:17	Touchdown
8/30	Temple	2nd	5-44	1:22	Touchdown
9/14	Tulane	4th	4-43	2:13	Field Goal
8/30	Temple	1st	5-43	1:43	Touchdown
11/2	Maine	3rd	4-38	1:36	Touchdown
10/12	Texas	1st	11-38	4:42	Field Goal
11/2	Maine	2nd	3-37	0:49	Touchdown

*Shortest scoring drive by time of possession

**Longest touchdown drive by time of possession | ^Longest scoring drive by TOP

OPPONENTS' LONGEST PLAYS

Rushing	43	Quintrevion Wisner, Texas (Oct. 12, 2024)
Passing	66	Nico Iamaleava to Dont'e Thonton Jr., Tennessee (Sept. 21, 2024)
Field Goal	49	Maddux Trujillo, Temple (Aug. 30, 2024)
Punt	78	Will Karoll, Tulane (Sept. 14, 2024)
Punt Return	55	Silas Bolden, Texas (Oct. 12, 2024)
Kickoff Return	27	Jeremiah Cobb, Auburn (Sept. 28, 2024)
Interception Return	65	Nick Emmanwori, South Carolina (Oct. 19, 2024)
Fumble Return	36	Tonka Hemingway, South Carolina (Oct. 19, 2024)


SEC/NCAA RANKINGS

INDIVIDUAL

Category	Player	Stat	SEC Rank	NCAA Rank
Completion Pct.	Jackson Arnold	61.1	11	74
Completions/Game	Jackson Arnold	16.6	10	68
Passing Efficiency	Jackson Arnold	130.4	14	82
Passing TDs	Jackson Arnold	12	8	55
Passing Yards	Jackson Arnold	1,169	14	105
Yards/Pass Attempt	Jackson Arnold	6.2	15	115
Passing Yards/Completion	Jackson Arnold	10.1	15	115
Receptions/Game	Bauer Sharp	3.8	17	149
Receiving TDs	Deion Burks	3	18	141
Rushing Yards	Jovantae Barnes	577	6	63
Rushing Yards/Game	Jovantae Barnes	64.1	9	89
Rush Yards/Carry	Jovantae Barnes	4.7	14	99
Rushing TDs	Jovantae Barnes	5	13	91
All-Purpose Yard	Jovantae Barnes	77.8	16	150
Points Responsible For	Jackson Arnold	90	10	67
Points Responsible For/Game	Jackson Arnold	12.9	8	51
Field Goals/Game	Zach Schmit	0.4	15	121
Total Tackles	Danny Stutsman	8.6	4	32
Sacks	R Mason Thomas	0.7	8	31
	Gracen Halton	0.4	22	113
Total Interceptions	Billy Bowman Jr.	2	9	60
Forced Fumbles	Robert Spears-Jennings	0.4	1	4
Fumbles Recovered	Robert Spears-Jennings	2	1	5
	Billy Bowman Jr.	1	9	49
	Lewis Carter	1	9	49
	Ethan Downs	1	9	49
	Gracen Halton	1	9	49
	Jaren Kanak	1	9	49
	Da'Jon Terry	1	9	49
	R Mason Thomas	1	9	49
	J.J. Hester	1	9	49
Punting	Luke Elzinga	45.8	5	9
Punt Returns	Peyton Bowen	8.1	4	30

TEAM

Category	Stat	SEC Rank	NCAA Rank
Scoring Offense	25.3	14	88
Scoring Defense	21.0	10	30
Total Offense	334.6	15	112
Total Defense	323.6	8	29
Rushing Offense	145.9	11	82
Rushing Defense	106.1	4	17
Pass Offense	188.7	14	109
Pass Defense	217.4	9	66
Pass Efficiency	127.0	14	97
Pass Defense Efficiency	134.9	12	74
Passes Had Intercepted	5	5	29
Passes Intercepted	6	12	75
Fumbles Recovered	10	1	2
Fumbles Lost	9	15	126
Sacks/Game	3.2	4	9
Sacks Allowed/Game	4.2	16	133
Tackles for Loss/Game	8.0	2	7
First Downs	170	13	81
First Downs Allowed	151	8	31
3rd-Down Conversion Pct.	34.6	15	111
Opp. 3rd-Down Conversion Pct.	31.9	7	20
4th-Down Conversion Pct.	47.6	10	89
Opp. 4th-Down Conversion Pct.	50.0	6	50
Red Zone Offense Pct.	85.3	7	67
Red Zone Defense Pct.	73.1	5	18
Penalties/Game	6.0	4	61
Penalty Yards/Game	55.1	7	77
Time of Possession	28:40	12	101
Turnover Margin	0.2	9	55
Turnovers Gained	16	4	17
Turnovers Lost	14	12	94
Net Punt Average	42.7	6	10
Kickoff Returns	18.1	13	102
Kickoff Coverage	16.9	5	24
Punt Return Average	7.7	9	77
Punt Coverage	5.4	8	42

8/30/24 • Gaylord Family – Oklahoma Memorial Stadium (83,329) • Norman		
	TEMPLE	3
	#16 OKLAHOMA	51

NORMAN — In the program's first-ever Friday night home game, No. 16/16 Oklahoma excelled in all three phases of a 51-3 season-opening win over Temple.

Sophomore quarterback Jackson Arnold completed 17 of 25 passes (68%) for 141 yards and four touchdowns with no interceptions. He became just the third Sooner to ever pass for at least four TDs in their first career home start. Three of Arnold's TDs went to redshirt junior Deion Burks. The wide receiver finished with a game-high six catches for 36 yards and became the first Sooner to catch three TD passes in a season opener and the first OU player to haul in three TDs in his school debut. Arnold's other TD pass was a 14-yarder on OU's opening drive to tight end Bauer Sharp, another newcomer.

The Sooners averaged 6.1 yards per rush and were led by freshman Taylor Tatum, who racked up 69 yards on just five carries (13.8 average), including an eight-yard TD. Redshirt junior Sam Franklin carried four times for 45 yards (11.2 average) and junior Jovantae Barnes carried five times for 33 yards (6.6 average).

OU held the Owls to 197 yards (128 passing and 69 rushing) and 3.2 yards per play. The Sooners registered six takeaways on the night, their most since 2003. After recovering six fumbles all of last season, they recovered four against the Owls (most nationally on the week), and added two interceptions. Junior linebacker Jaren Kanak returned one of the recoveries (on a Temple punt return) 21 yards for a touchdown. OU also had six sacks.

Sixth-year kicker Tyler Keltner, who transferred from Florida State, was 3 for 3 on field goals (50, 42 and 24 yards) and made all six PAT tries in his OU debut. He was named SEC Special Teams Player of the Week.

Score by Quarters	1	2	3	4	Score
Temple	0	0	3	0	3
Oklahoma	17	17	3	14	51

Record: (0-1, 0-0 American)
Record: (1-0, 0-0 SEC)

Scoring Summary:

- 1st 11:17 OU - #10 B.Sharp 14 yd pass from #11 J.Arnold (#98 T.Keltner kick)
7 plays, 76 yards, TOP 02:47 0-7
- 1st 08:07 OU - #6 D.Burks 14 yd pass from #11 J.Arnold (#98 T.Keltner kick)
5 plays, 43 yards, TOP 01:43 0-14
- 1st 00:43 OU - #98 T.Keltner 50 yd FG
4 plays, 1 yard, TOP 01:22 0-17
- 2nd 08:05 OU - #98 T.Keltner 42 yd FG
12 plays, 34 yards, TOP 04:51 0-20
- 2nd 05:28 OU - #6 D.Burks 8 yd pass from #11 J.Arnold (#98 T.Keltner kick)
5 plays, 44 yards, TOP 01:22 0-27
- 2nd 00:36 OU - #6 D.Burks 5 yd pass from #11 J.Arnold (#98 T.Keltner kick)
2 plays, 6 yards, TOP 00:38 0-34
- 3rd 07:53 OU - #98 T.Keltner 24 yd FG
8 plays, 52 yards, TOP 02:26 0-37
- 3rd 03:07 TEM - #91 M.Trujillo 49 yd FG
10 plays, 44 yards, TOP 04:46 3-37
- 4th 11:44 OU - #7 J.Kanak 21 yd fumble return (#98 T.Keltner kick)
3 plays, 4 yards, TOP 02:02 3-44
- 4th 03:11 OU - #8 T.Tatum 8 yd rush (#98 T.Keltner kick)
9 plays, 85 yards, TOP 04:23 3-51


	TU	OU
FIRST DOWNS	13	18
RUSHES-YARDS (NET)	36-69	36-220
PASSING YDS (NET)	128	158
Passes Att-Comp-Int	12-25-2	19-29-0
TOTAL OFFENSE PLAYS-YARDS	61-197	65-378
Fumble Returns-Yards	0-0	1-21
Punt Returns-Yards	1--5	1-13
Kickoff Returns-Yards	3-55	0-0
Interception Returns-Yards	0-0	2-36
Punts (Number-Avg)	6-43.8	5-42.8
Fumbles-Lost	4-4	0-0
Penalties-Yards	8-46	7-62
Possession Time	31:31	28:29
Third-Down Conversions	4 of 13	1 of 12
Fourth-Down Conversions	0 of 0	3 of 3
Red-Zone Scores-Chances	1-1	6-6
Sacks By: Number-Yards	3-13	6-28

RUSHING: TU – Wilson Jr., E. 6-31; Wright, D. 2-8; Allen, A. 1-8; Littleton II, A. 6-8; Worthy, T. 2-8; Smith, J. 4-6; Adams, J. 1-2; Brock, F. 14--2. **OU** – Tatum, T. 5-69; Franklin, S. 4-45; Arnold, J. 11-34; Barnes, J. 5-33; Sawchuk, G. 6-15; Burks, D. 3-14; Hawkins Jr., M. 2-10.

PASSING: TU – Brock, F. 12-25-2-128. **OU** – Arnold, J. 17-25-0-141; Hawkins Jr., M. 2-4-17.

RECEIVING: TU – Wright, D. 3-36; Allen, A. 2-19; Jones, A. 2-18; Littleton II, A. 1-19; Morris, L. 1-16; Adams, J. 1-14; Irvin, X. 1-8; Smith, J. 1--2. **OU** – Burks, D. 6-36; Sharp, B. 5-47; Thompson, B. 4-15; Farooq, J. 1-47; Ragins, Z. 1-7; Anthony, A. 1-4; Carreon, I. 1-2.

TACKLES (UA-A): TU – Keaton, A. 4-2; Deravil, E. 3-3; King, T. 2-4; Morton, J. 4-0; Stuart, 2-2; Stewart, C. 1-3; Johnson, J. 3-0; Woodbury, 3-0; Richardson, T. 3-0; Osueke, B. 3-0; Lewis, J. 1-2; Powell, Z. 2-0; Owens, D. 2-0; Jean, L. 1-1; Whitaker, T. 1-1; Haye, A. 1-1; Frye, L. 0-2; Sweeting, D. 1-0; Quarshie, W. 1-0; Wright, T. 1-0; Badmus, S. 1-0; Thomas, T. 0-1; Morris, D. 0-1; Lepolo, T. 0-1; Santiago, A. 0-1; Kromah, S. 0-1. **OU** – Stutsman, D. 3-3; Lewis, K. 3-1; Johnson, J. 3-1; Spears-Jennings, R. 3-1; Carter, L. 3-1; Bowman, B. 3-0; Mason Thomas, R. 2-1; Walker, K. 2-1; Halton, G. 2-1; Omosigbo, S. 1-2; Downs, E. 2-0; Heinecke, O. 2-0; Dolby, K. 2-0; Strong, M. 2-0; Nesta, J. 1-1; Williams, D. 0-2; Kanak, J. 0-2; Stone, D. 0-2; McKinzie, K. 1-0; Terry, D. 1-0; Jackson, J. 1-0; Malone, D. 1-0; Boganowski, M. 1-0; Kysar, B. 1-0; Sanders, A. 0-1; Sears, D. 0-1; Newcombe, J. 0-1.

9/7/24 • Gaylord Family – Oklahoma Memorial Stadium (83,653) • Norman		
	HOUSTON	12
	#15 OKLAHOMA	16

NORMAN — No. 15/13 Oklahoma held Houston to 318 total yards and 5.0 yards per play and got a key safety from defensive lineman Gracen Halton with 1:42 remaining to help clinch its ninth straight home victory.

Linebacker Danny Stutsman finished with 15 tackles, defensive back Robert Spears-Jennings logged his first career interception and linebacker Lewis Carter registered his first career fumble recovery to aid OU, which managed just 15 first downs, 14 points and 249 yards on offense (4.1 yards per play).

Carter's recovery came on a muffed punt following the opening possession of the game and led to a 10-yard Jackson Arnold touchdown pass to wide receiver Brenen Thompson on the next play for a 7-0 lead.

Arnold completed 19 of 32 passes for 174 yards and two TDs, and threw his first interception of the season. Wide receiver Deion Burks caught a game-high nine passes for a team-high 53 yards.

Arnold's other touchdown throw was an 11-yarder early in the second quarter to redshirt senior tight end Jake Roberts and gave the Sooners a 14-3 lead. For Roberts, a Norman product who transferred from Baylor in the offseason and earned his first career OU start, it was his first TD as a Sooner. He finished with three catches for 51 yards.

Halton, who added a third-quarter sack for 11 yards, finished with a career-high 2.0 tackles for loss. His safety marked OU's only points of the second half. Linebacker Sammy Omosigbo logged career highs of five tackles and 2.0 TFLs.

Luke Elzinga averaged 44.0 yards on his eight punts, with five of those downed inside the 20-yard line, three inside the 10 and two inside the 5.

Score by Quarters	1	2	3	4	Score
Houston	3	3	6	0	12
Oklahoma	7	7	0	2	16

Record: (0-2, 0-0 Big 12)
Record: (2-0, 0-0 SEC)

Scoring Summary:

- 1st 12:59 OU - #15 B.Thompson 10 yd pass from #11 J.Arnold (#98 T.Keltner kick)
1 play, 10 yards, TOP 00:06 0-7
- 1st 04:29 UH - #43 J.Kim 43 yd FG
12 plays, 63 yards, TOP 08:25 3-7
- 2nd 12:28 OU - #87 J.Roberts 11 yd pass from #11 J.Arnold (#98 T.Keltner kick)
8 plays, 81 yards, TOP 03:11 3-14
- 2nd 00:00 UH - #43 J.Kim 44 yd FG
6 plays, 55 yards, TOP 01:17 6-14
- 3rd 13:15 UH - #0 J.Manjack IV 44 yd pass from #1 D.Smith (#0 J.Manjack IV pass from #1 D.Smith failed)
4 plays, 75 yards, TOP 01:45 12-14
- 4th 01:42 OU - #56 G.Halton SAFETY
0 plays, 0 yards, TOP 00:04 12-16

	UH	OU
FIRST DOWNS	18	15
RUSHES-YARDS (NET)	35-58	29-75
PASSING YDS (NET)	260	174
Passes Att-Comp-Int	24-28-1	19-32-1
TOTAL OFFENSE PLAYS-YARDS	63-318	61-249
Fumble Returns-Yards	0-0	0-0
Punt Returns-Yards	3--10	3-22
Kickoff Returns-Yards	1-19	1-10
Interception Returns-Yards	1-0	1-0
Punts (Number-Avg)	6-40.7	8-44.0
Fumbles-Lost	1-1	2-0
Penalties-Yards	8-70	5-67
Possession Time	35:03	24:57
Third-Down Conversions	4 of 15	4 of 14
Fourth-Down Conversions	2 of 2	0 of 0
Red-Zone Scores-Chances	1-1	2-2
Sacks By: Number-Yards	3-11	2-16

RUSHING: UH – Sneed, S. 11-33; Sanford II, R. 7-20; Jenkins, P. 7-10; Burnette, J. 3-3; Smith, D. 7--8. **OU** – Barnes, J. 12-40; Arnold, J. 11-28; Tatum, T. 1-6; Sawchuk, G. 4-4.

PASSING: UH – Smith, D. 24-28-1-260. **OU** – Arnold, J. 19-32-1-174.

RECEIVING: UH – Johnson, S. 5-57; Mews, M. 5-23; Manjack IV, J. 3-72; Sanford II, R. 3-48; Shoulders, M. 3-22; Carr, M. 2-14; Wilson, J. 1-10; York, J. 1-7. **OU** – Burks, D. 9-53; Roberts, J. 3-51; Barnes, J. 3-8; Thompson, B. 2-43; Ragins, Z. 1-14; Sharp, B. 1-5.

TACKLES (UA-A): UH – Haulcy, A. 6-5; Batton, M. 6-3; Webb, K. 4-2; Cooper Jr., K. 5-0; McLaurin, H. 4-1; Morris, J. 0-5; Allen, C. 0-5; Gaston, J. 2-2; Holmes Jr., A. 1-1; Rhym, J. 1-0; McCutchin Sr, L. 1-0; Coppage-El, T. 1-0; Carter, A. 1-0; Mack, B. 1-0; Stillman, X. 0-1; Lee, Q. 0-1; Lee, Q. 0-1. **OU** – Stutsman, D. 12-3; Washington, W. 2-4; Omosigbo, S. 5-0; Dolby, K. 4-1; Spears-Jennings, R. 4-1; Bowman, B. 4-1; Lewis, K. 2-2; Kanak, J. 0-3; Malone, D. 2-0; Carter, L. 2-0; Halton, G. 2-0; Johnson, J. 2-0; Williams, D. 1-1; McKinzie, K. 1-1; Terry, D. 0-2; Downs, E. 0-2; Burks, D. 1-0; Woullard, C. 1-0; Boganowski, M. 0-1; Bowen, P. 0-1; Hardy, J. 0-1; Thomas, R. 0-1; Jackson, J. .

9/14/24 • Gaylord Family – Oklahoma Memorial Stadium (83,325) • Norman

	TULANE	19
	#15 OKLAHOMA	34

NORMAN — No. 15/13 Oklahoma jumped out to a 21-0 lead against visiting Tulane, watched the Green Wave close to within 24-19 in the fourth quarter and then rode a stellar defensive effort down the stretch to a 34-19 win. The victory was OU's 48th straight against a non-conference opponent unranked in the AP poll.

After Tulane got to within five points, the Sooners forced a three-and-out, registered an interception, logged a turnover on downs and recovered a fumble to close the game. On those final four possessions, the Green Wave managed just 33 yards on 16 plays (2.1 average).

Junior defensive lineman R Mason Thomas turned in his best career performance, finishing with a career-high 3.0 tackles for loss (all fourth-quarter sacks), a forced fumble and recovery, a pass breakup and a quarterback hurry. He entered the game with 2.5 career sacks and 4.5 TFLs.

Senior linebacker Danny Stutsman led OU in tackles for the third straight outing with 12, giving him 300 for his career.

Sophomore quarterback Jackson Arnold completed 18 of 29 passes (62%) for 169 yards and a touchdown (one interception), and rushed 14 times for a game- and career-high 97 yards and two TDs. Freshman running back Taylor Tatum caught Arnold's TD throw (a 9-yarder) and scored on a 1-yard rush on the next possession for a 21-0 lead. Junior backfield mate Jovantae Barnes ran for 53 yards on 14 carries.

Junior wide receiver Deion Burks finished with game highs of seven receptions and 80 receiving yards, giving him 22 catches on the season, a program record for the first three games of an OU career.

Score by Quarters	1	2	3	4	Score	
Tulane	0	6	7	6	19	Record: (1-2, 0-0 American)
Oklahoma	7	14	3	10	34	Record: (3-0, 0-0 SEC)

Scoring Summary:

1st 07:36 OU - #11 J.Arnold 1 yd rush (#98 T.Keltner kick)
14 plays, 69 yards, TOP 05:46 0-7

2nd 10:02 OU - #8 T.Tatum 9 yd pass from #11 J.Arnold (#98 T.Keltner kick)
7 plays, 60 yards, TOP 01:58 0-14

2nd 03:39 OU - #8 T.Tatum 1 yd rush (#98 T.Keltner kick)
6 plays, 67 yards, TOP 01:36 0-21

2nd 00:19 TLN - #9 R.Brown 7 yd pass from #7 T.Thompson (#63 E.Head kick missed)
11 plays, 75 yards, TOP 03:20 6-21

3rd 09:20 OU - #98 T.Keltner 29 yd FG
13 plays, 64 yards, TOP 05:40 6-24

3rd 04:45 TLN - #21 M.Hughes 8 yd pass from #10 D.Mensah (#63 E.Head kick)
9 plays, 75 yards, TOP 04:35 13-24

4th 14:20 TLN - #13 T.Grubbs 22 yd interception return (#21 M.Hughes pass from #10 D.Mensah failed)
TOP 00:28 19-24

4th 06:05 OU - #11 J.Arnold 24 yd rush (#98 T.Keltner kick)
4 plays, 43 yards, TOP 02:13 19-31

4th 02:55 OU - #98 T.Keltner 39 yd FG
4 plays, 5 yards, TOP 01:39 19-34

	TLN	OU
FIRST DOWNS	16	23
RUSHES-YARDS (NET)	34-106	45-182
PASSING YDS (NET)	173	167
Passes Att-Comp-Int	15-33-1	19-30-1
TOTAL OFFENSE PLAYS-YARDS	67-279	75-349
Fumble Returns-Yards	0-0	1-8
Punt Returns-Yards	1-18	1-24
Kickoff Returns-Yards	0-0	1-21
Interception Returns-Yards	1-22	1-2
Punts (Number-Avg)	6-45.2	5-41.2
Fumbles-Lost	1-1	0-0
Penalties-Yards	9-60	6-45
Possession Time	26:11	31:42
Third-Down Conversions	5 of 15	8 of 16
Fourth-Down Conversions	1 of 2	0 of 0
Red-Zone Scores-Chances	2-2	5-5
Sacks By: Number-Yards	3-18	3-17

RUSHING: TLN - Hughes, M. 19-71; Fleming, D. 1-19; Barnes III, A. 4-10; Clayton-Johnson, S. 3-7; Brown, Y. 1-6; Mensah, D. 6--7. **OU** - Arnold, J. 14-97; Barnes, J. 14-53; Tatum, T. 9-27; Sawchuk, G. 6-16.

PASSING: TLN - Mensah, D. 14-32-1-166; Thompson, T. 1-1-0-7. **OU** - Arnold, J. 18-29-1-169; Tatum, T. 1-1-0--2.

RECEIVING: TLN - Fleming, D. 4-59; Williams, M. 3-36; Brown, Y. 2-31; Hughes, M. 2-13; Bohanon, B. 1-19; Clayton-Johnson, S. 1-10; Brown, R. 1-7; Barnes III, A. 2--2. **OU** - Burks, D. 7-80; Sharp, B. 4-28; Sawchuk, G. 2-10; Ragins, Z. 1-13; Barnes, J. 1-12; Kearney, Z. 1-12; Tatum, T. 1-9; Roberts, J. 1-5; Arnold, J. 1--2.

TACKLES (UA-A): TLN - Howard, S. 5-5; Despanie, B. 7-2; Adams III, K. 7-2; Grubbs, T. 4-2; Agu, D. 4-0; Huntington, A. 0-4; Ransaw, C. 3-0; Geiger, J. 2-1; Tchienchou, J. 2-1; Peterson, P. 1-2; Rodgers, C. 1-2; Henderson, G. 2-0; Robinson, M. 1-1; Tillery, L. 0-2; Friloux, A. 0-2; Laister, S. 1-0; Hudak, E. 1-0; Fobbs-White, M. 1-0; Jenkins, P. 1-0; Anderson, A. 1-0; Mensah, D. 1-0; Edwards, J. 1-0; De Rosa, D. 1-0; Hamilton, K. 0-1; Eugene Jr., M. 0-1; Johnson, J. 0-1; Hicks Jr., E. 0-1. **OU** - Stutsman, D. 6-6; Spears-Jennings, R. 7-1; Terry, D. 3-1; Walker, K. 3-1; Omosigho, S. 2-2; McKinzie, K. 1-3; Bowman Jr., B. 3-0; Thomas, R. 3-0; Williams, D. 1-2; Halton, G. 2-0; Downs, E. 1-1; Jackson, J. 1-1; Bowen, P. 1-0; Malone, D. 1-0; Kanak, J. 0-1; Lewis, K. 0-1.

9/21/24 • Gaylord Family – Oklahoma Memorial Stadium (84,071) • Norman

	#6 TENNESSEE	25
	#15 OKLAHOMA	15

NORMAN — In its first league game as a member of the Southeastern Conference, Oklahoma's defense performed well against one of the nation's top offenses but the No. 15/13 Sooners came out on the short side of a 25-15 decision against No. 6/7 Tennessee.

The Volunteers entered the game ranked first nationally in scoring offense (63.7 ppg), but OU held them to 23 offensive points. Similarly, the Sooners limited UT to 345 total yards, 151 rushing yards and 194 passing yards, well below its season averages of 639.3 total yards, 336.3 rushing yards and 303.0 passing yards per game entering the night.

OU forced eight punts and recovered a pair of second-quarter fumbles in Tennessee territory (6- and 33-yard lines), but the offense gave the ball back on the next play both times. The Sooners committed three turnovers, all in the first half, that led to 10 UT points.

Oklahoma struggled to move the ball for much of the contest, finishing with 222 total yards and 36 rushing yards on 34 attempts. Freshman quarterback Michael Hawkins Jr. replaced sophomore starter Jackson Arnold late in the second quarter and finished the contest. Hawkins Jr. completed 11 of 18 pass attempts for 132 yards and a touchdown, and rushed 12 times for 22 yards. He had no turnovers.

Junior safety Robert Spears-Jennings led OU with a career-high 13 tackles (1.0 sack) and forced a fumble, while sixth-year defensive lineman Trace Ford logged 2.0 tackles for loss and a forced fumble.

The game marked the return of Tennessee head coach Josh Heupel to Norman. Heupel was the 2000 Heisman Trophy runner-up, the same season he quarterbacked OU to a 13-0 record and national title. He also served as a Sooners assistant coach for nine years (was co-offensive coordinator from 2011-14).

Score by Quarters	1	2	3	4	Score	
Tennessee	10	9	3	3	25	Record: (4-0, 1-0 SEC)
Oklahoma	3	0	0	12	15	Record: (3-1, 0-1 SEC)

Scoring Summary:

1st 03:45 TEN - #90 M.Gilbert 27 yd FG
6 plays, 42 yards, TOP 02:36 3-0

1st 00:42 OU - #98 T.Keltner 37 yd FG
10 plays, 55 yards, TOP 03:03 3-3

1st 00:03 TEN - #1 D.Thornton Jr. 66 yd pass from #8 N.lamaleava (#90 M.Gilbert kick)
2 plays, 75 yards, TOP 00:39 10-3

2nd 09:12 TEN - #97 J.Jenkins SAFETY
TOP 00:05 12-3

2nd 01:40 TEN - #6 D.Sampson 1 yd rush (#90 M.Gilbert kick)
8 plays, 46 yards, TOP 03:47 19-3

3rd 06:03 TEN - #90 M.Gilbert 41 yd FG
6 plays, 53 yards, TOP 02:49 22-3

4th 08:25 OU - #2 J.Barnes 2 yd pass from #9 M.Hawkins Jr. (#98 T.Keltner kick missed)
10 plays, 68 yards, TOP 03:30 22-9

4th 03:35 TEN - #90 M.Gilbert 32 yd FG
4 plays, 9 yards, TOP 01:40 25-9

4th 01:01 OU - #2 J.Barnes 1 yd rush (#9 M.Hawkins Jr. rush failed)
9 plays, 76 yards, TOP 02:34 25-15

	UT	OU
FIRST DOWNS	14	16
RUSHES-YARDS (NET)	52-151	34-36
PASSING YDS (NET)	194	186
Passes Att-Comp-Int	13-21-0	18-34-1
TOTAL OFFENSE PLAYS-YARDS	73-345	68-222
Fumble Returns-Yards	0-0	1-1
Punt Returns-Yards	2-12	5-30
Kickoff Returns-Yards	1-0	0-0
Interception Returns-Yards	1-17	0-0
Punts (Number-Avg)	8-48.4	7-51.0
Fumbles-Lost	2-2	4-2
Penalties-Yards	10-82	3-32
Possession Time	35:41	24:28
Third-Down Conversions	6-19	3-15
Fourth-Down Conversions	0-0	1-3
Red-Zone Scores-Chances	3-3	3-4
Sacks By: Number-Yards	3-27	3-14

RUSHING: UT - Sampson, D. 24-92; Bishop, D. 16-65; lamaleava, N. 8-15; White, S. 3--14. **OU** - Hawkins Jr., M. 12-22; Burks, D. 1-18; Tatum, T. 3-14; Barnes, J. 8-12; Sawchuk, G. 1--2; Franklin, S. 1--3; Arnold, J. 5--21.

PASSING: UT - lamaleava, N. 13-21-0-194. **OU** - Hawkins Jr., M. 11-18-0-132; Arnold, J. 7-16-1-54.

RECEIVING: UT - McCoy, B. 4-92; White, S. 3-13; Thornton Jr., D. 2-73; Staes, H. 2-8; Davis, E. 1-8; Brazzell II, C. 1-0. **OU** - Sharp, B. 4-36; Burks, D. 4-32; Pettaway, J. 3-79; Thompson, B. 2-18; Roberts, J. 2-11; Barnes, J. 2-0; Ragins, Z. 1-0.

TACKLES (UA-A): UT - Carter, A. 3-3; Keenan, P. 4-1; Turrentine, A. 3-2; Harrison, C. 3-2; West, T. 3-0; McCoy, J. 3-0; Josephs, J. 3-0; Brooks, W. 2-1; Carter, B. 2-0; Thomas, J. 2-0; Charles, C. 2-0; Moi, J. 2-0; Baily, D. 1-1; Pearce Jr., J. 1-1; Jenkins, J. 1-1; Gibson III, R. 1-1; Simmons, E. 1-0; Thomas, O. 1-0; Hobbs, D. 1-0; Spillman, E. 1-0; Norman-Lott, O. 1-0; Salansky, M. 1-0; Easton, B. 1-0; Perry, K. 0-1. **OU** - Spears-Jennings, R. 7-6; Lewis, K. 4-3; Bowen, P. 0-7; Carter, L. 6-0; Waker, K. 3-2; Williams, D. 4-0; Bowman, Jr. B. 0-4; Omosigho, S. 0-4; Ford, T. 3-0; Malone, D. 2-1; Washington, W. 2-1; Jackson, J. 1-2; Dolby, K. 1-2; Stutsman, D. 0-3; Downs, E. 2-0; Bowen, E. 2-0; Terry, D. 1-1; Hester, J. 1-0; Halton, G. 1-0; Stone, D. 1-0; Hardy, J. 1-0; Woullard, C. 0-1; Thomas, R. 0-1.

9/28/24 • Jordan-Hare Stadium (88,043) • Auburn, Ala.

	#21 OKLAHOMA	27
	AUBURN	21

AUBURN, Ala. — Trailing 21-10 with less than nine minutes left in the fourth quarter, No. 21/18 Oklahoma scored the final 17 points in a 27-21 win at Auburn for the Sooners' first-ever SEC victory.

OU scored the go-ahead points when redshirt sophomore linebacker Kip Lewis returned an interception 63 yards for a touchdown with 4:06 remaining. Freshman quarterback Michael Hawkins Jr. converted the ensuing two-point conversion on an acrobatic dive to put OU ahead 24-21 and redshirt senior kicker Zach Schmit later booted a 39-yard field goal with 54 seconds to go.

Hawkins Jr. became just the seventh OU quarterback to start a game as a true freshman and became the first OU true freshman QB to win on the road in his first career start. He ran for a 48-yard score on the Sooners' first possession and completed 10 of 15 passes on the day for 161 yards, with no turnovers.

Redshirt senior receiver J.J. Hester entered the contest without a reception since the 2022 season but caught three passes for game and career highs of 86 yards. His 60-yard nab in the fourth quarter represented an OU season long and set up a touchdown that cut Auburn's lead to 21-16 with 8:32 left in the fourth quarter.

Junior running back Jovantae Barnes carried 18 times for a season-high 61 yards and scored on a 2-yard run following Hester's long reception.

Senior safety Billy Bowman Jr. logged a game-high eight tackles, seven of them solo. Junior defensive lineman R Mason Thomas added four tackles, including sacks on back-to-back third- and fourth-down plays on Auburn's first possession after OU went up 24-21. The turnover on downs in Tigers territory led to the Sooners' final field goal.

Score by Quarters	1	2	3	4	Score	
Oklahoma	7	0	3	17	27	Record: (4-1, 1-1 SEC)
Auburn	0	14	0	7	21	Record: (2-3, 0-2 SEC)

Scoring Summary:

- 1st 12:30 OU - #9 M.Hawkins Jr. 48 yd rush (#34 Z.Schmit kick)
4 plays, 68 yards, TOP 01:20 7-0
- 2nd 12:52 Auburn - #5 K.Lambert-Smith 31 yd pass from #1 P.Thorne (#33 T.McGough kick)
4 plays, 72 yards, TOP 02:02 7-7
- 2nd 05:41 Auburn - #11 M.Simmons 48 yd pass from #1 P.Thorne (#33 T.McGough kick)
7 plays, 81 yards, TOP 03:58 7-14
- 3rd 02:26 OU - #34 Z.Schmit 24 yd FG
11 plays, 51 yards, TOP 06:34 10-14
- 4th 14:12 Auburn - #86 L.Deal 1 yd pass from #1 P.Thorne (#33 T.McGough kick)
7 plays, 58 yards, TOP 03:06 10-21
- 4th 08:32 OU - #2 J.Barnes 2 yd rush (#10 B.Sharp pass from #9 M.Hawkins Jr. failed)
4 plays, 67 yards, TOP 01:40 16-21
- 4th 04:06 OU - #10 K.Lewis 63 yd interception return (#9 M.Hawkins Jr. rush)
TOP 04:26 24-21
- 4th 00:54 OU - #34 Z.Schmit 39 yd FG
4 plays, 3 yards, TOP 01:00 27-21

	OU	AU
FIRST DOWNS	11	26
RUSHES-YARDS (NET)	32-130	43-144
PASSING YDS (NET)	161	338
Passes Att-Comp-Int	10-15-0	21-32-1
TOTAL OFFENSE PLAYS-YARDS	47-291	75-482
Fumble Returns-Yards	0-0	0-0
Punt Returns-Yards	1-0	2-12
Kickoff Returns-Yards	1-21	1-27
Interception Returns-Yards	1-63	0-0
Punts (Number-Avg)	5-47.6	3-49.3
Fumbles-Lost	0-0	1-0
Penalties-Yards	10-78	7-61
Possession Time	24:34	35:26
Third-Down Conversions	2 of 11	4 of 14
Fourth-Down Conversions	0 of 1	2 of 4
Red-Zone Scores-Chances	2-2	1-3
Sacks By: Number-Yards	4-34	2-7

RUSHING: AU - Hunter, J. 17-97; Alston, D. 7-24; Thorne, P. 17-23; Jackson V, S. 2-0. **OU** - Hawkins Jr., M. 14-69; Barnes, J. 18-61.

PASSING: AU - Thorne, P. 21-32-1-338. **OU** - Hawkins Jr., M. 10-15-0-161.

RECEIVING: AU - Lambert-Smith, K. 5-77; Simmons, M. 4-61; Coleman, C. 3-82; Fairweather, R. 3-71; Lewis, R. 2-22; Hunter, J. 2-21; Cobb, J. 1-3. **OU** - Sharp, B. 4-43; Hester, J. 3-86; Thompson, B. 2-30; Pettaway, J. 1-2.

TACKLES (UA-A): AU - Riddick, D. 5-1; Faulk, K. 2-3; Lee, K. 4-0; Asante, E. 3-1; Keys, A. 3-1; Harris, K. 3-1; McLeod, J. 2-2; Maudi, D. 2-1; Thompson, J. 2-0; Wooden, C. 2-0; Crawford, J. 1-1; Williams, A. 1-0; Jones, J. 1-0; Walker, Z. 1-0; Jamison-Travis, Q. 1-0; Waller, J. 0-1; Hughes, R. 0-1; Woodyard Jr., R. 0-1. **OU** - Bowman Jr., B. 7-1; Spears-Jennings, R. 4-2; McKinzie, K. 3-3; Washington, W. 2-4; Lewis, K. 4-1; Ford, T. 4-1; Bowen, P. 4-1; Malone, D. 3-1; Mason Thomas, R. 3-1; Stutsman, D. 1-3; Walker, K. 2-1; Omsigho, S. 2-1; Bowen, E. 2-0; Downs, E. 1-1; Woullard, C. 1-1; Boganowski, M. 1-1; Carter, L. 1-0; Anderson, B. 1-0; Williams, D. 1-0; Halton, G. 1-0; Schmit, Z. 1-0; Terry, D. 0-1.

10/12/24 • Cotton Bowl (92,100) • Dallas, Texas

	#1 TEXAS	34
	#18 OKLAHOMA	3

DALLAS — After leading 3-0 and not allowing a first down through the first quarter, No. 18/16 Oklahoma dropped a 34-3 contest to No. 1/1 Texas in the Allstate Red River Rivalry at the Cotton Bowl. It was the programs' first meeting as SEC members and just OU's fifth loss in the last 16 meetings against the Longhorns.

The Sooners finished with 18 first downs to Texas' 17, but UT outgained Oklahoma 406 yards to 237 and averaged 6.7 yards per play to OU's 3.4. After OU held the Longhorns to 13 yards on 10 plays in the first quarter, UT gained 222 yards on 22 plays in the second quarter to take a 21-3 halftime lead and tacked on 13 more points in the second half.

Senior safety Billy Bowman Jr. intercepted a pass in Texas territory on the game's opening possession, but Tyler Keltner missed a 44-yard field goal try moments later. Keltner rebounded to make a 42-yarder to cap the Sooners' third drive, their only points of the day.

Michael Hawkins Jr. became OU seventh freshman quarterback to start vs. Texas, but the first true freshman. He completed 19 of 30 pass attempts for 148 yards and no interceptions. Factoring six sacks, he netted 27 yards on 20 carries.

Freshman receiver Zion Kearney was one of 11 Sooners who caught at least one pass, finishing with team and career highs of four catches and 45 yards. Redshirt junior tight end Bauer Sharp (21 yards) and junior receiver Brenen Thompson (19 yards) caught three passes each. OU's longest completion was 15 yards.

Freshman cornerback Eli Bowen became the first true freshman defensive back to make his initial career start against Texas since cornerback Aaron Colvin in 2010. Bowen notched his first career tackle for loss and led OU with a career-high eight tackles.

Bowen and sophomore safety Peyton Bowen became the first brothers to start a game for Oklahoma since 1987 (offensive linemen Anthony and Jon Phillips), and the first brothers to start a game on defense for OU since 1975 (defensive linemen Lee Roy and Dewey Selmon). Peyton Bowen finished with four tackles, all solo.

Score by Quarters	1	2	3	4	Score	
Texas	0	21	3	10	34	Record: (6-0, 2-0 SEC)
Oklahoma	3	0	0	0	3	Record: (4-2, 1-2 SEC)

Scoring Summary:

- 1st 00:10 OU - #98 T.Keltner 42 yd FG
11 plays, 38 yards, TOP 04:42 0-3
- 2nd 11:20 UT - #85 G.Helm 7 yd pass from #3 Q.Ewers (#45 B.Auburn kick)
10 plays, 75 yards, TOP 03:50 7-3
- 2nd 02:21 UT - #11 S.Bolden 0 yd rush (#45 B.Auburn kick)
4 plays, 84 yards, TOP 01:58 14-3
- 2nd 01:40 UT - #26 Q.Wisner 43 yd rush (#45 B.Auburn kick)
1 play, 43 yards, TOP 00:11 21-3
- 3rd 01:01 UT - #45 B.Auburn 41 yd FG
11 plays, 45 yards, TOP 05:35 24-3
- 4th 07:44 UT - #45 B.Auburn 29 yd FG
7 plays, 13 yards, TOP 03:36 27-3
- 4th 05:21 UT - #3 Q.Ewers 1 yd rush (#45 B.Auburn kick)
3 plays, 32 yards, TOP 01:06 34-3

	UT	OU
FIRST DOWNS	17	18
RUSHES-YARDS (NET)	30-177	39-89
PASSING YDS (NET)	229	148
Passes Att-Comp-Int	21-31-1	19-30-1
TOTAL OFFENSE PLAYS-YARDS	61-406	69-237
Fumble Returns-Yards	0-0	0-0
Punt Returns-Yards	4-70	2-19
Kickoff Returns-Yards	0-0	3-52
Interception Returns-Yards	0-0	1-0
Punts (Number-Avg)	3-44.3	6-47.7
Fumbles-Lost	1-0	2-2
Penalties-Yards	5-57	7-49
Possession Time	27:53	32:07
Third-Down Conversions	5 of 13	4 of 15
Fourth-Down Conversions	0 of 1	1 of 2
Red-Zone Scores-Chances	4-6	0-1
Sacks By: Number-Yards	5-29	1-6

RUSHING: UT - Wisner, Q. 13-118; Blue, J. 10-30; Wingo, R. 1-25; Ewers, Q. 4-3; Gibson, J. 2-1. **OU** - Barnes, J. 14-38; Hawkins Jr., M. 20-27; Tatum, T. 2-17; Sawchuk, G. 2-9.

PASSING: UT - Ewers, Q. 20-29-1-199; Golden, M. 1-2-0-30. **OU** - Hawkins Jr., M. 19-30-0-148.

RECEIVING: UT - Helm, G. 5-91; Wisner, Q. 4-12; Moore Jr., D. 3-25; Blue, J. 3-18; Wingo, R. 2-49; Golden, M. 1-23; Bond, I. 1-5; Davis, J. 1-3; Bolden, S. 1-3. **OU** - Kearney, Z. 4-45; Sharp, B. 3-21; Thompson, B. 3-19; Robinson, X. 2-12; Roberts, J. 1-12; Carreon, I. 1-12; Sawchuk, G. 1-7; Barnes, J. 1-6; Pettaway, J. 1-6; Hester, J. 1-4; Tatum, T. 1-4.

TACKLES (UA-A): UT - Hill Jr., A. 7-4; Simmons, C. 2-3; Williams Jr., D. 4-0; Gbenda, D. 4-0; Guilbeau, J. 4-0; Muhammad, M. 3-1; Lefau, L. 2-2; Blackwell Jr., M. 2-2; Barron, J. 2-2; Broughton, V. 2-1; Taaffe, M. 2-1; McDonald, J. 2-1; Collins, A. 1-2; Holmes, G. 2-0; Sorrell, B. 1-1; Burke, E. 1-1; Moore, T. 1-1; Smith, T. 1-1; Norton, B. 0-2; Vasek, C. 1-0; Landwehr, M. 1-0; Mukuba, A. 1-0; Roberson, W. 1-0; January, A. 1-0; Johnson-Rubell, J. 1-0; Lole, J. 0-1. **OU** - Bowen, E. 5-3; Lewis, K. 3-3; Stutsman, D. 2-4; Spears-Jennings, R. 5-0; Jackson, J. 0-5; Bowen, P. 4-0; Williams, D. 2-2; Downs, E. 3-0; Terry, D. 1-2; Halton, G. 1-1; Carter, L. 1-1; McKinzie, K. 1-1; Bowman Jr., B. 1-0; McCullough, D. 1-0; Walker, K. 1-0; Heinecke, O. 1-0; Vickers, M. 1-0; Washington, W. 1-0; Boganowski, M. 1-0; Powers III, R. 1-0; Sharp, B. 1-0; Malone, D. 0-1; Kanak, J. 0-1; Woullard, C. 0-1; Adebawore, A. 0-1.

10/19/24 - Gaylord Family - Oklahoma Memorial Stadium (83,331) - Norman

	SOUTH CAROLINA	35
	OKLAHOMA	9

NORMAN — Oklahoma outgained South Carolina 291 to 254 in total yardage and finished with 19 first downs to the Gamecocks' 15, but fell 35-9 at home as it was outscored 24-0 off turnovers.

The Sooners (4-3, 1-3) held the Gamecocks (4-3, 2-3) to 74 rushing yards, more than 100 below their season average of 175.3 entering the game, and 1.8 yards per rush, but turned the ball over on each of their first three possessions, resulting in two defensive touchdowns and a 21-0 first-quarter deficit. South Carolina added a field goal early in the second quarter before kicker Zach Schmit got OU on the board when he converted a 44-yard field goal try with four minutes to play in the half. USC found the end zone one more time to take a 32-3 lead into the break.

Jackson Arnold, who hadn't played since the fourth game of the season but replaced starter Michael Hawkins Jr. in the first quarter, hit Brenen Thompson for a 54-yard score midway through the third quarter, but a failed two-point attempt kept the score 32-9. Arnold completed 18 of his 36 passes for a season-high 225 yards.

OU's defense matched its season high with six sacks and a totaled a season-high 11 tackles for loss, but surrendered nine sacks and 13 TFLs. Danny Stutsman registered a game-leading 16 tackles while Gracen Halton paced the team with 1.5 sacks. The Sooners turned the ball over four times and did not generate a takeaway for the first time in a year, breaking a streak of 12 games with at least one turnover gained.

Jovantae Barnes rushed for a season-high 70 yards on 17 carries and true freshman wide receiver Jacob Jordan registered career bests of six catches and 86 yards while playing in his second collegiate game. J.J. Hester caught four passes for 44 yards and Thompson finished with 59 yards on his two receptions.

Score by Quarters	1	2	3	4	Score	
South Carolina	21	11	0	3	35	Record: (4-3, 2-3 SEC)
Oklahoma	0	3	6	0	9	Record: (4-3, 1-3 SEC)

Scoring Summary:

1st	12:33 USC - #5 R.Sanders 3 yd rush (#40 A.Herrera kick)	
	5 plays, 41 yards, TOP 02:13	7-0
1st	11:21 USC - #91 T.Hemingway 36 yd fumble return (#40 A.Herrera kick)	
	TOP 01:12	14-0
1st	09:40 USC - #7 N.Emmanwori 65 yd interception return (#40 A.Herrera kick)	
	TOP 01:41	21-0
2nd	12:05 USC - #40 A.Herrera 39 yd FG	
	4 plays, 4 yards, TOP 01:52	24-0
2nd	05:17 OU - #34 Z.Schmit 44 yd FG	
	11 plays, 53 yards, TOP 04:01	24-3
2nd	01:54 USC - #6 J.Simon 33 yd pass from #16 L.Sellers (#44 M.Brown rush)	
	8 plays, 75 yards, TOP 03:23	32-3
3rd	07:33 OU - #15 B.Thompson 54 yd pass from #11 J.Arnold (#10 B.Sharp pass from #11 J.Arnold failed)	
	8 plays, 90 yards, TOP 03:31	32-9
4th	07:48 USC - #40 A.Herrera 33 yd FG	
	4 plays, 6 yards, TOP 01:37	35-9

	USC	OU
FIRST DOWNS	15	19
RUSHES-YARDS (NET)	41-74	41-53
PASSING YDS (NET)	180	238
Passes Att-Comp-Int	17-27-0	22-42-2
TOTAL OFFENSE PLAYS-YARDS	68-254	83-291
Fumble Returns-Yards	1-36	0-0
Punt Returns-Yards	2-10	4-23
Kickoff Returns-Yards	1-20	2-34
Interception Returns-Yards	2-63	0-0
Punts (Number-Avg)	8-51.6	5-46.6
Fumbles-Lost	0-0	6-2
Penalties-Yards	6-42	3-27
Possession Time	31:47	28:13
Third-Down Conversions	6 of 18	6 of 19
Fourth-Down Conversions	0 of 1	1 of 5
Red-Zone Scores-Chances	2-3	1-1
Sacks By: Number-Yards	9-77	6-48

RUSHING: USC - Sanders, R. 15-33; Sellers, L. 13-28; McDowell, J. 3-15; Adaway III, O. 4-8; Howell, J. 3-5; Beville, D. 1-13. **OU** - Barnes, J. 17-70; Tatum, T. 4-16; Hicks, K. 2-11; Hawkins Jr., M. 1-15; Arnold, J. 17-29.

PASSING: USC - Sellers, L. 16-24-0-175; Kroeger, K. 0-1-0-0; Ashford, R. 1-1-0-5; Beville, D. 0-0-0-0. **OU** - Arnold, J. 18-36-0-225; Hawkins Jr., M. 3-5-2-18; Elzinga, L. 1-1-0--5.

RECEIVING: USC - Simon, J. 4-43; Jacobs, V. 4-40; Bennett Jr., M. 2-13; Harbor, N. 2-13; Adaway III, O. 1-27; Smith, M. 1-25; Larvadain, G. 1-7; Sanders, R. 1-7; Campbell, D. 1-5. **OU** - Jordan, J. 6-86; Hester, J. 4-44; Barnes, J. 4-21; Sharp, B. 3-9; Thompson, B. 2-59; Tatum, T. 1-18; Roberts, J. 1-5; Ragins, Z. 1--4.

TACKLES (UA-A): USC - Emmanwori, N. 7-4; Knight Jr., D. 7-4; Martin-Scott, B. 7-4; Williams, D. 1-8; Collier, J. 3-1; Smith, D. 2-2; Geer, J. 2-1; Kilgore, J. 1-2; Sanders, T. 1-2; Stewart, D. 2-0; Hemingway, T. 2-0; Porter, R. 2-0; Edmond, G. 1-1; Williams, P. 1-1; Kennard, K. 1-1; Spaulding, D. 1-1; Huntley, A. 0-2; Johnson, F. 0-2; Thomas Jr., B. 1-0; Goodwine, M. 1-0; Swain, V. 1-0; Ford, K. 1-0; Bucey, D. 1-0; Porter, R. 0-1; Barrett, N. 0-1; Kilgore, G. 0-1; Bryant, C. 0-1. **OU** - Stutsman, D. 5-11; Lewis, K. 2-6; Spears-Jennings, R. 3-3; Jackson, J. 2-2; Bowen, P. 2-2; Williams, D. 0-4; Bowen, E. 3-0; Walker, K. 3-0; Adebawore, A. 2-1; Halton, G. 2-1; Ford, T. 1-2; Kanak, J. 1-2; Bowman Jr., B. 0-3; Downs, E. 2-0; Johnson, J. 2-0; McKinzie, K. 2-0; Omosigbo, S. 1-1; Woullard, C. 0-2; Heinecke, O. 0-1; Anderson, B. 0-1; Carter, L. 0-1; Mason Thomas, R. 0-1; McCullough, D. 0-1; Stone, D. 0-1.

10/26/24 - Vaught-Hemingway Stadium (67,926) - Oxford, Miss.

	OKLAHOMA	14
	#18 OLE MISS	26

OXFORD, Miss. — Oklahoma led 14-10 at halftime, but was outscored 16-0 in the second half and lost 26-14 at No. 18 Ole Miss 26-14. The game marked the first in OU history in the state of Mississippi.

Sophomore quarterback Jackson Arnold completed 22 of 31 pass attempts for 182 yards and two touchdowns. His first TD throw was to redshirt junior tight end Bauer Sharp on an 11-yard play in the first quarter tied the score at 7-all with 2:18 left. Sharp registered a career- and game-high eight receptions for a team-high 53 yards on the day.

After Ole Miss pulled ahead on a 35-yard field goal by Caden Davis in the second quarter, Arnold found freshman wide receiver Jacob Jordan for a 9-yard TD with six seconds remaining in the half, capping a 13-play, 92-yard drive and giving OU a 14-10 edge at the break. It was OU's longest drive of the season in terms of distance.

The Sooners (4-4, 1-4 SEC) outgained the Rebels (6-2, 2-2) 235 to 162 in total yardage and converted 7 of 9 third down attempts in the first half, as Arnold completed 10 of 13 passes for 110 yards and two touchdowns and rushed 13 times for 44 yards. Ole Miss scored 13 points in the third quarter and three more in the fourth, as OU managed just 94 yards after halftime. In the first half, the Sooners held a 235-162 advantage in total yards.

Senior linebacker Danny Stutsman recorded a team-high nine tackles, 1.5 of them for loss. He and redshirt sophomore linebacker Kobie McKinzie combined to stop Ole Miss for a three-yard loss on fourth-and-1 in the second quarter, leading to Oklahoma's touchdown drive to take the lead before halftime.

Senior defensive back Billy Bowman Jr. and redshirt sophomore linebacker Kip Lewis each tallied seven tackles. Junior linebacker Dasan McCullough made his first start of the season after missing the first five games with an injury, and finished with five tackles and his first TFL of the year.

Junior running back Jovantae Barnes led all rushers with 67 yards on 16 carries and totaled career highs of five catches and 57 receiving yards.

Score by Quarters	1	2	3	4	Score	
Oklahoma	7	7	0	0	14	Record: (4-4, 1-4 SEC)
Ole Miss	7	3	13	3	26	Record: (6-2, 2-2 SEC)

Scoring Summary:

1st	12:36 OM - #21 H.Parrish Jr. 9 yd rush (#41 C.Davis kick)	
	6 plays, 75 yards, TOP 02:24	0-7
1st	02:18 OU - #10 B.Sharp 11 yd pass from #11 J.Arnold (#34 Z.Schmit kick)	
	8 plays, 60 yards, TOP 03:43	7-7
2nd	07:29 OM - #41 C.Davis 35 yd FG	
	10 plays, 68 yards, TOP 04:25	7-10
2nd	00:06 OU - #88 J.Jordan 9 yd pass from #11 J.Arnold (#34 Z.Schmit kick)	
	13 plays, 92 yards, TOP 02:34	14-10
3rd	09:34 OM - #86 C.Prieskorn 24 yd pass from #2 J.Dart (#41 C.Davis kick missed)	
	8 plays, 65 yards, TOP 03:32	14-16
3rd	05:20 OM - #38 J.Pegues 1 yd rush (#41 C.Davis kick)	
	7 plays, 83 yards, TOP 02:50	14-23
4th	14:51 OM - #41 C.Davis 42 yd FG	
	6 plays, 43 yards, TOP 02:02	14-26

	OU	OM
FIRST DOWNS	24	18
RUSHES-YARDS (NET)	50-147	31-69
PASSING YDS (NET)	182	311
Passes Att-Comp-Int	22-31-0	22-30-0
TOTAL OFFENSE PLAYS-YARDS	81-329	61-380
Fumble Returns-Yards	0-0	1-0
Punt Returns-Yards	3-30	3-9
Kickoff Returns-Yards	2-43	0-0
Interception Returns-Yards	0-0	0-0
Punts (Number-Avg)	5-45.6	4-53.0
Fumbles-Lost	2-2	2-1
Penalties-Yards	7-71	7-94
Possession Time	33:45	26:15
Third-Down Conversions	8 of 18	5 of 13
Fourth-Down Conversions	2 of 5	0 of 2
Red-Zone Scores-Chances	2-4	3-4
Sacks By: Number-Yards	1-4	9-50

RUSHING: OU - Barnes, J. 16-67; Tatum, T. 9-42; Arnold, J. 24-39; Sharp, B. 1-1. **OM** - Parrish Jr., H. 15-44; Dart, J. 8-24; Bentley IV, U. 5-5; Pegues, J. 1-1; Wells Jr., A. 1--3.

PASSING: OU - Arnold, J. 22-31-0-182. **OM** - Dart, J. 22-30-0-311.

RECEIVING: OU - Sharp, B. 8-53; Jordan, J. 6-38; Barnes, J. 5-57; Hester, J. 1-19; Roberts, J. 1-8; Franklin, S. 1-7. **OM** - Prieskom, C. 5-71; Lee, C. 4-59; Watkins, J. 4-59; Wright, D. 3-54; Wells Jr., A. 3-39; Parrish Jr., H. 2-3; Davis, M. 1-26.

TACKLES (UA-A): OU - Stutsman, D. 4-5; Lewis, K. 6-1; Bowman Jr., B. 4-3; McCullough, D. 4-1; Malone, D. 4-1; Spears-Jennings, R. 3-1; Halton, G. 0-4; Walker, K. 3-0; Bowen, E. 1-1; Washington, W. 1-1; Jackson, J. 1-1; Terry, D. 1-1; Woullard, C. 1-1; Hester, J. 1-0; Downs, E. 1-0; Omosigbo, S. 1-0; Bowen, P. 1-0; Ford, T. 1-0; McKinzie, K. 0-1; Williams, D. 0-1; Thomas, R. 0-1. **OM** - Paul Jr., C. 7-5; Perkins, S. 8-3; Dottery, T. 5-5; Saunders, J. 7-2; Coleman, K. 4-4; Pegues, J. 4-2; Washington, T. 3-3; Amos, T. 3-0; Umanmielen, P. 3-0; Banks, Y. 2-1; Ivery, J. 2-1; Moore, L. 2-1; Stone, A. 2-1; Hamilton, I. 2-0; Harris, Z. 1-1; Davis, C. 1-0; Graves Jr., C. 1-0; Nolen, W. 1-0; Brown, J. 0-1.

11/2/24 • Gaylord Family – Oklahoma Memorial Stadium (82,831) • Norman

	MAINE	14
	OKLAHOMA	59

NORMAN — Oklahoma turned in its best offensive performance of the season in a 59-14 home win over Maine. The Sooners gained season highs of 665 yards, 381 rushing yards and 284 passing yards against the FCS Black Bears.

Junior running back Jovantae Barnes finished with career highs of 203 rushing yards and three rushing TDs. He averaged 11.3 yards on his 18 carries, and his 74-yard run on OU's second possession was the program's longest since 2019.

Quarterback Jackson Arnold completed 15 of 21 passes (71%) for 224 yards and two touchdowns without an interception. The sophomore also ran nine times for 45 yards and a 1-yard TD.

Arnold's TD passes went to redshirt senior receiver J.J. Hester and redshirt sophomore tight end Kaden Helms. Hester's 90-yard reception was the longest by a Sooner since 1995 and the longest by an OU player in the 100-year history of Gaylord Family – Oklahoma Memorial Stadium. He finished the game with four grabs for a career-high 112 yards.

OU's defense held Maine to 251 yards and 4.0 yards per play. Senior linebacker Danny Stutsman registered a team-high six tackles and his first sack of the season, while junior safety Robert Spears-Jennings finished with a pair of tackles and a QB hurry, and forced and recovered a fumble on the same play on the opening possession of the second half.

Score by Quarters	1	2	3	4	Score	
Maine	7	0	0	7	14	Record: (4-5, 2-3 CAA)
Oklahoma	7	28	14	10	59	Record: (5-4, 1-4 SEC)

Scoring Summary:

- 1st 07:59 MAINE - #82 C.Heisey 3 yd pass from #11 C.Peevy (#40 J.Bryson kick)
9 plays, 68 yards, TOP 04:43 7-0
- 1st 07:07 OU - #2 J.Barnes 2 yd rush (#34 Z.Schmit kick)
3 plays, 75 yards, TOP 00:52 7-7
- 2nd 13:44 OU - #8 T.Tatum 1 yd rush (#34 Z.Schmit kick)
15 plays, 84 yards, TOP 05:14 7-14
- 2nd 06:46 OU - #11 J.Arnold 1 yd rush (#34 Z.Schmit kick)
3 plays, 37 yards, TOP 00:49 7-21
- 2nd 03:16 OU - #13 J.Hester 90 yd pass from #11 J.Arnold (#34 Z.Schmit kick)
2 plays, 90 yards, TOP 00:23 7-28
- 2nd 00:34 OU - #2 J.Barnes 8 yd rush (#34 Z.Schmit kick)
7 plays, 50 yards, TOP 01:17 7-35
- 3rd 12:40 OU - #2 J.Barnes 19 yd rush (#34 Z.Schmit kick)
4 plays, 38 yards, TOP 01:36 7-42
- 3rd 06:20 OU - #18 K.Helms 9 yd pass from #11 J.Arnold (#34 Z.Schmit kick)
12 plays, 67 yards, TOP 05:16 7-49
- 4th 12:37 OU - #34 Z.Schmit 24 yd FG
13 plays, 58 yards, TOP 06:19 7-52
- 4th 09:38 MAINE - #20 N.Laughlin 5 yd rush (#40 J.Bryson kick)
6 plays, 75 yards, TOP 02:59 14-52
- 4th 06:17 OU - #21 X.Robinson 4 yd rush (#35 L.Evans kick)
8 plays, 75 yards, TOP 03:21 14-59

	MAINE	OU
FIRST DOWNS	14	26
RUSHES-YARDS (NET)	29-107	52-381
PASSING YDS (NET)	144	284
Passes Att-Comp-Int	17-33-0	18-26-0
TOTAL OFFENSE PLAYS-YARDS	62-251	78-665
Fumble Returns-Yards	0-0	0-0
Punt Returns-Yards	0-0	4-24
Kickoff Returns-Yards	3-48	0-0
Interception Returns-Yards	0-0	0-0
Punts (Number-Avg)	7-37.9	1-31.0
Fumbles-Lost	1-1	1-1
Penalties-Yards	1-5	6-65
Possession Time	30:16	29:44
Third-Down Conversions	4 of 15	10 of 14
Fourth-Down Conversions	2 of 2	2 of 2
Red-Zone Scores-Chances	2-3	8-9
Sacks By: Number-Yards	0-0	3-21

RUSHING: MAINE – Peevy, C. 6-30; Santana-Fis, B. 5-23; Ewing, T. 2-18; Martin, J. 7-17; Harris, A. 3-11; Banks, T. 3-5; Laughlin, N. 1-5; Sathler, S. 1-0. **OU** – Barnes, J. 18-203; Tatum, T. 10-48; Arnold, J. 9-45; Hawkins Jr., M. 3-30; Robinson, X. 6-29; Franklin, S. 6-26.

PASSING: MAINE – Peevy, C. 13-24-0-123; Harris, A. 4-8-0-21. **OU** – Arnold, J. 15-21-0-224; Hawkins Jr., M. 3-5-0-60.

RECEIVING: MAINE – Gillette, J. 3-64; Heisey, C. 3-5; Laughlin, N. 3-0; Moss, M. 2-20; Monios, M. 2-17; Gilbert, M. 1-14; Irefin, M. 1-10; Ewing, T. 1-10; Banks, T. 1-4. **OU** – Hester, J. 4-112; Jordan, J. 3-36; Thompson, B. 2-25; Franklin, S. 2-15; Sharp, B. 2-14; Robinson, X. 1-46; Barnes, J. 1-19; Helms, K. 1-9; Kearney, Z. 1-5; Carreon, I. 1-3.

TACKLES (UA-A): MAINE – Thomas, C. 5-5; Smalls, S. 5-2; Cooper, K. 3-4; Vaught, D. 6-0; Couchman, L. 2-4; Riobe, R. 3-2; Holmes, X. 0-5; Gibson, J. 3-1; Dyson, K. 1-3; Davis, S. 0-4; Doegan, D. 3-0; Henderson, I. 1-2; Costanza, J. 1-2; Curry, J. 1-1; Byrd, A. 1-1; Codemenem, J. 1-1; Bacon, C. 0-2; Stewart, T. 0-2; Kamara, A. 1-0; Laughlin, N. 1-0; Wallace, R. 1-0; Tuiasosopo, J. 1-0; Watson, I. 1-0; Kalume, N. 0-1; Lee, J. 0-1; Baker, J. 0-1. **OU** – Stutsman, D. 2-4; Kanak, J. 2-3; Bowman Jr., B. 2-2; Sears, D. 3-0; McKinzie, K. 2-1; Boganowski, M. 2-1; Hardy, J. 2-0; Johnson, J. 2-0; McCullough, D. 1-1; Spears-Jennings, R. 1-1; Carter, L. 1-1; Wein, T. 0-2; Washington, W. 1-0; Bowen, P. 1-0; Terry, D. 1-0; Bowen, E. 1-0; Ford, T. 1-0; Sone, D. 1-0; Heinecke, O. 1-0; Newcombe, J. 1-0; Woullard, C. 0-1; Williams, D. 0-1; Lewis, K. 0-1; Thomas, R. 0-1; Jackson, J. 0-1; Walker, K. 0-1; Omosigbo, S. 0-1; Powers III, R. 0-1.